

Census of India 1911. Vol. 6, City of Calcutta. Pt. 2, Tables.

Source: *South Asia Open Archives*, 01-01-1913

Stable URL: https://www.jstor.org/stable/saoa.crl.25393782

JSTOR is a not-for-profit service that helps scholars, researchers, and students discover, use, and build upon a wide range of content in a trusted digital archive. We use information technology and tools to increase productivity and facilitate new forms of scholarship. For more information about JSTOR, please contact support@jstor.org.

This item is being shared by an institution as part of a Community Collection.
For terms of use, please refer to our Terms & Conditions at https://about.jstor.org/terms/#whats-in-jstor



South Asia Open Archives is collaborating with JSTOR to digitize, preserve and extend access to *South Asia Open Archives*

This content downloaded from
14.194.219.90 on Wed, 12 Jun 2024 09:45:45 +00:00
All use subject to https://about.jstor.org/terms

CENSUS OF INDIA, 1911.

VOLUME VI.

CITY OF CALCUTTA.

PART II.

TABLES

BY

L. S. S. O'MALLEY,

OF THE INDIAN CIVIL SERVICE,

FELLOW OF THE ROYAL STATISTICAL SOCIETY,

SUPERINTENDENT OF CENSUS OPERATIONS, BENGAL.



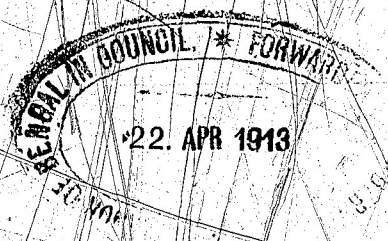

CALCUTTA:

BENGAL SECRETARIAT BOOK DEPÔT.

1913.

This content downloaded from
14.194.219.90 on Wed, 12 Jun 2024 09:45:45 +00:00
All use subject to https://about.jstor.org/terms

Published at the Bengal Secretariat Book Depôt,
Writers' Buildings, Calcutta.

OFFICIAL AGENTS.

In India—

Messrs. Thacker, Spink & Co., Calcutta and Simla.
Messrs. Newman & Co., Calcutta.
Messrs. Higginbotham & Co., Madras.
Messrs. Thacker & Co., Ld., Bombay.
Messrs. A. J. Combridge & Co., Bombay.
The Superintendent, American Baptist Mission Press, Rangoon.
Mrs. Radhabai Atmaram Sagoon, Bombay.
Messrs. R. Cambray & Co., Calcutta.
Rai Sahib M. Gulab Singh & Sons, Proprietors of the Mufid-i-am Press, Lahore, Punjab.
Messrs. Thompson & Co., Madras.
Messrs. S. Murthy & Co., Madras.
Messrs. Gopal Narayan & Co., Bombay.
Messrs. B. Banerjee & Co., 25, Cornwallis Street, Calcutta.
Messrs. S. K. Lahiri & Co., Printers and Booksellers, College Street, Calcutta.
Messrs. V. Kalyanarama Iyer & Co., Booksellers, etc., Madras.
Messrs. D. B. Taraporevala, Sons & Co., Booksellers, Bombay.
Messrs. G. A. Natesan & Co., Madras.
Mr. N. B. Mathur, Superintendent, Nazir Kanun Hind Press, Allahabad.
The Calcutta School Book Society.
Mr. Sunder Pandurang, Bombay.
Messrs. A. M. & J. Ferguson, Ceylon.
Messrs. Temple & Co., Madras.
Messrs. Combridge & Co., Madras.
Messrs. A. Chand & Co., Lahore.
Babu S. C. Talukdar, Proprietor, Students & Co., Cooch Behar.
Messrs. Ramchandra Govind and Son, Booksellers and Publishers, Kalbadevi, Bombay.
Messrs. Butterworth & Co. (India), Ld., Calcutta.
The Weldon Library, 18-5, Chowringhee Road, Calcutta.

In Great Britain—

Messrs. A. Constable & Co., 10, Orange Street, Leicester Square, London, W. C.
Messrs. Grindlay & Co., 54, Parliament Street, London, S. W.
Messrs. Kegan, Paul, Trench, Trübner & Co., 68-74, Carter Lane, London, E. C.
Mr. B. Quaritch, 11, Grafton Street, New Bond Street, London, W.
Messrs. W. Thacker & Co., 2, Creed Lane, Ludgate Hill, London, E. C.
Messrs. P. S. King & Son, 2 & 4, Great Smith Street, Westminster, London, S. W.
Messrs. H. S. King & Co., 65, Cornhill, London, E. C.
Mr. B. H. Blackwell, 50-51, Broad Street, Oxford.
Messrs. Drighton Bell & Co., Trinity Street, Cambridge.
Mr. T. Fisher Unwin, 1, Adelphi Terrace, London, W. C.
Messrs. Luzac & Co., 46, Great Russell Street, London, W. C.
Messrs. Oliver & Boyd, Tweeddale Court, Edinburgh.
Messrs. E. Ponsonby, Limited, 116, Grafton Street, Dublin.

On the Continent—

Messrs. R. Friedländer & Sohn, 11, Carlstrasse, Berlin, N.W., 6.
Mr. Otto Harrassowitz, Leipzig, Germany.
Mr. Karl W. Hiersemann, 29, Königsstrasse, Leipzig, Germany.
Mr. Ernest Leroux, Rue Bonaparte, Paris, France.
Mr. Martinus Nijhoff, The Hague, Holland.

This content downloaded from
14.194.219.90 on Wed, 12 Jun 2024 09:45:45 +00:00
All use subject to https://about.jstor.org/terms

TABLE OF CONTENTS.

Table.	Page
I.—Area, Houses and Population	1
II.—Variation in Population since 1872	3
III, IV & V	6
VI.—Religion	7
VII.—Age, Sex and Civil Condition	11
Abstract of Table VII	19
VIII.—Education	21
IX.—Education by selected Castes and Races	26
X.—Language	27
XI.—Birthplace	29
Appendix A to Table XI.—Age and occupations of immigrants from selected areas (Calcutta)	32
Appendix B to Table XI.—Castes of immigrants from selected areas with details of age and occupations (Calcutta)	48
Appendix A to Table XI.—Age and occupation of immigrants from selected areas (Suburbs)	50
Appendix B to Table XI.—Castes of immigrants from selected areas with details of age and occupations (Suburbs)	58
XII.—Infirmities	61
XII A.—Infirmities by selected Castes, Tribes and Races	62
XIII.—Caste, Tribe, Race or Nationality	63
XIV.—Civil Condition by Age for selected Castes	69
XV.—Occupation or Means of Livelihood—	
Part A.—General Table	74
„ B.—Subsidiary Occupations of Agriculturists	84
„ D.—Distribution by Religion	86
„ E.—Statistics of Industries—	
Section I.—Detail for Calcutta	98
„ II.—Details for Suburbs	109
„ III.—Particulars as to Ownership of Factories, etc.	113
„ IV.—Caste or Race of Managers of Factories, etc.	114
XVI.—Occupation by selected Castes, Tribes or Races	115
XVII.—Christians by Sect and Race	119
XVIII.—Europeans, Armenians and Anglo-Indians by Race and Age	123
Special Table I.—Population of Circles by Sex and Religion	129

This content downloaded from
14.194.219.90 on Wed, 12 Jun 2024 09:45:45 +00:00
All use subject to https://about.jstor.org/terms



This content downloaded from
14.194.219.90 on Wed, 12 Jun 2024 09:45:45 +00:00
All use subject to https://about.jstor.org/terms

TABLE I.

AREA, HOUSES AND POPULATION.

This content downloaded from
14.194.219.90 on Wed, 12 Jun 2024 09:45:45 +00:00
All use subject to https://about.jstor.org/terms

TABLE I.—Area, Houses and Population.

Name of Ward, etc.	Area in acres.	Occupied Houses.	Population.			Number of persons per acre.
			Total.	Male.	Female.	
1	2	3	4	5	6	7
CALCUTTA WITH SUBURBS.	**26,947**	**61,806**	**1,043,307**	**697,867**	**345,440**	**39**
CALCUTTA	**20,547**	**44,297**	**896,067**	**607,674**	**288,393**	**44**
CALCUTTA MUNICIPAL AREA	**11,954**	**39,611**	**861,501**	**573,704**	**287,797**	**72**
Ward 1, Shampukur	409	2,915	58,036	33,438	20,598	130
,, 2, Kumartoli	217	1,886	33,073	21,134	11,939	152
,, 3, Bartala	403	2,950	54,810	32,787	21,823	136
,, 4, Sukea Street	320	2,175	48,112	29,645	18,467	150
,, 5, Jorabagan	243	1,899	52,114	36,155	15,959	214
,, 6, Jorasanko	262	2,842	59,541	37,707	21,834	227
,, 7, Barabazar	217	1,257	30,495	25,259	5,236	141
,, 8, Kalutola	224	1,695	57,094	42,036	15,058	255
,, 9, Muchipara	460	3,257	63,362	42,859	20,503	138
,, 10, Bowbazar	147	1,745	25,014	18,625	6,389	170
,, 11, Paddapukur	166	1,636	29,968	19,073	10,895	181
,, 12, Waterloo Street	211	363	6,284	5,658	626	30
,, 13, Fenwick Bazar	192	1,328	28,436	22,777	5,659	148
,, 14, Taltola	198	1,472	32,112	21,820	10,292	162
,, 15, Collinga	179	562	11,385	8,064	3,321	64
,, 16, Park Street	153	205	5,294	4,479	815	35
,, 17, Baman Bustee (Victoria Terrace)	128	166	3,125	2,533	592	24
,, 18, Hastings	108	212	5,550	3,976	1,574	51
,, 19, Entally	1,111	1,440	45,072	28,398	16,674	41
,, 20, Bentapukur	832	1,572	37,881	23,187	14,694	46
,, 21, Ballygunge—Tollygunge	2,067	2,433	39,952	23,740	16,212	19
,, 22, Bhawanipore	816	3,531	54,569	33,006	21,563	67
,, 23, Alipore	1,241	770	19,749	13,827	5,922	16
,, 24, Ekbalpore	921	536	21,869	13,031	8,838	24
,, 25, Watgunj	729	1,274	43,806	31,490	12,316	60
Fort William and Maidan	1,283	646	4,411	3,921	490	3
Port	7,040	3,445	26,890	26,784	106	4
Canals	270	595	3,265	3,265	.....	12
SUBURBS	**6,400**	**17,509**	**147,240**	**90,193**	**57,047**	**23**
Cossipur-Chitpur	2,048	6,276	48,178	30,793	17,385	23
Manicktollah	2,176	6,095	53,767	31,735	23,032	25
Garden Reach	2,176	5,138	45,295	27,665	17,630	21

NOTE.—The figures in column 3 represent (1) occupied municipal premises in each ward of Calcutta, except ward No. 25, where they include both municipal premises and also buildings on the Port Commissioners' property, which were numbered as census houses; (2) occupied houses in Fort William and the Maidan; (3) occupied vessels in the Port and Canals, and (4) occupied municipal premises in the suburbs.

This content downloaded from
14.194.219.90 on Wed, 12 Jun 2024 09:45:45 +00:00
All use subject to https://about.jstor.org/terms

TABLE II.

VARIATION IN POPULATION SINCE 1872.

This table compares the population as now ascertained with that of each previous census.

This content downloaded from
14.194.219.90 on Wed, 12 Jun 2024 09:45:45 +00:00
All use subject to https://about.jstor.org/terms

TABLE II.—VARIATION

NAME OF WARD, ETC.	PERSONS.						VARIATION. Increase (+) or Decrease (—).				
	1911.	1901.	1891.	1881.	1876.	1872.	1901-1911.	1891-1901.	1881-1891.	1876-1881.	1872-1876.
1	2	3	4	5	6	7	8	9	10	11	12
CALCUTTA WITH SUBURBS	1,043,307	949,144	769,813	699,182	684,710	721,628	+ 94,163	+ 179,331	+ 70,631	+ 14,472	— 22,446
CALCUTTA	*896,067*	*847,796*	*682,305*	*612,307*	*611,784*	*633,009*	+ 48,271	+ 165,491	+ 69,998	+ 523	— 20,702
CALCUTTA MUNICIPAL AREA.	*861,501*	*810,961*	*649,995*	*577,761*	*589,099*	*619,105*	+ 51,250	+ 160,256	+ 72,234	— 11,331	— 30,344
Ward 1, Shampukur ...	53,036	46,857	36,885	28,511	27,620	28,848	+ 6,149	+ 10,002	+ 8,374	+ 891	— 337
,, 2, Kumartoli ...	33,078	30,155	26,614	25,682	32,482	34,024	+ 2,918	+ 3,541	+ 932	— 6,800	— 8,342
,, 3, Bartala ...	54,610	50,216	36,431	28,935	29,252	29,923	+ 4,394	+ 13,785	+ 7,496	+ 283	— 988
,, 4, Sukea Street ...	48,112	42,034	34,628	24,405	24,014	25,036	+ 6,078	+ 7,206	+ 10,423	+ 391	— 631
,, 5, Jorabagan ...	52,114	49,069	39,180	36,318	37,305	39,076	+ 3,045	+ 9,889	+ 2,862	— 987	— 2,758
,, 6, Jorasanko ...	59,541	52,988	41,657	32,824	34,395	36,029	+ 6,553	+ 11,331	+ 8,833	— 1,571	— 3,205
,, 7, Baratazar ...	30,495	31,574	20,646	20,769	22,438	24,503	— 1,079	+ 10,928	— 123	— 1,669	— 2,734
,, 8, Kalutola ...	57,094	63,170	50,781	47,323	48,502	50,805	— 6,076	+ 12,389	+ 3,458	— 1,179	— 3,482
,, 9, Muchipara ...	63,362	64,116	49,472	43,551	41,815	43,639	— 754	+ 14,644	+ 5,891	+ 1,766	— 68
,, 10, Bowbazar ...	25,014	27,052	22,668	21,627	22,476	23,543	— 2,038	+ 4,384	+ 1,041	— 849	— 1,916
,, 11, Paddapukur ...	29,966	28,060	20,761	20,616	19,557	20,486	+ 1,906	+ 7,299	+ 245	+ 959	+ 30
,, 12, Waterloo Street ...	6,284	6,302	5,932	5,725	5,445	5,704	— 18	+ 370	+ 147	+ 340	+ 81
,, 13, Fenwick Bazar ...	28,436	31,208	23,366	25,898	25,573	26,787	— 2,772	+ 2,842	+ 2,468	+ 325	— 889
,, 14, Taltola	33,112	32,237	29,207	26,063	25,883	27,112	— 125	+ 3,030	+ 3,144	+ 180	— 1,049
,, 15, Collinga	11,383	16,780	13,218	11,840	12,194	13,773	— 5,393	+ 3,562	+ 1,378	— 354	— 933
,, 16, Park Street ...	5,294	6,110	4,620	4,968	4,558	4,566	— 816	+ 1,490	— 348	+ 410	+ 402
,, 17, Baman Bustee, (Victoria Terrace)	3,125	5,454	4,598	6,125	6,269	6,568	— 2,329	+ 856	— 1,527	— 144	— 443
,, 18, Hastings	5,550	5,919	4,820	5,115	5,110	5,153	— 369	+ 1,099	— 295	+ 5	— 38
,, 19, Entally	45,072	38,626	33,892	26,929	27,100	27,271	+ 6,446	+ 4,734	+ 6,963	— 171	— 342
,, 20, Beniapukur ...	37,881	28,202	23,020	18,895	19,592	20,289	+ 9,679	+ 5,182	+ 4,125	— 697	— 1,394
,, 21, Ballygunge—Tollygunge.	39,952	27,207	22,831	20,423	21,876	23,321	+ 12,745	+ 4,376	+ 2,408	— 1,453	— 2,906
,, 22, Bhawanipore ...	54,569	49,041	42,591	38,002	37,560	37,118	+ 5,528	+ 7,050	+ 4,589	+ 442	+ 884
,, 23, Alipore	19,749	17,718	14,804	13,439	16,429	19,419	+ 2,031	+ 2,914	+ 1,365	— 2,991	— 2,991
,, 24, Ekbalpore ...	21,869	21,608	15,340	15,867	16,073	19,074	+ 261	+ 6,268	— 529	— 1,103	— 2,205
,, 25, Watganj ...	43,806	37,918	26,833	27,920	25,475	24,030	+ 5,888	+ 11,085	— 1,087	+ 2,445	+ 4,890
FORT WILLIAM AND MAIDAN	4,411	3,330	3,619	3,339	2,612	2,483	+ 1,081	— 289	+ 280	+ 727	+ 836
FORT	20,890	29,764	26,589	28,200	17,690	16,660	— 2,878	+ 3,179	— 1,611	+ 10,504	+ 11,540
CANALS	3,265	4,447	2,102	3,037	2,384	1,761	— 1,182	+ 2,345	— 935	+ 653	+ 1,246
SUBURBS	*147,240*	*101,348*	*87,508*	*86,875*	*72,926*	*88,619*	+ 45,892	+ 13,840	+ 633	+ 13,949	— 1,744
Cossipur-Chitpur	48,178	40,750	31,423	26,294	62,069	25,369	+ 7,428	+ 9,327	+ 5,129	+ 13,350	+ 925
Manicktollah	53,767	32,387	28,161	48,125		54,992	+ 21,380	+ 4,226	— 19,964		— 5,867
Garden Reach	45,295	28,211	27,924	12,456	11,857	9,258	+ 17,084	+ 287	+ 15,468	+ 1,599	+ 3,198

This content downloaded from 14.194.219.90 on Wed, 12 Jun 2024 09:45:45 +00:00
All use subject to https://about.jstor.org/terms

IN POPULATION SINCE 1872.

Net variation in period 1872 to 1911: Increase (+), Decrease (−).	MALES.						FEMALES.					
	1911.	1901.	1891.	1881.	1876.	1872.	1911.	1901.	1891.	1881.	1876.	1872.
13	14	15	16	17	18	19	20	21	22	23	24	25
+321,679	*697,867*	*624,855*	*499,599*	*444,525*	*432,472*	*461,505*	*345,440*	*324,289*	*270,214*	*254,657*	*252,238*	*260,193*
+265,058	*607,674*	*562,596*	*447,162*	*393,453*	*388,766*	*407,742*	*288,393*	*285,200*	*235,143*	*218,854*	*233,018*	*225,267*
+ 249,396	673,704	625,460	415,309	359,424	366,511	387,243	287,797	284,801	234,686	218,337	229,381	224,862
+ 24,188	32,438	28,004	21,491	16,042	15,200	16,191	20,598	18,883	15,394	12,469	12,420	12,657
− 951	21,134	19,029	16,178	15,680	20,608	22,070	11,939	11,126	10,436	10,002	11,874	11,954
+ 24,687	32,787	29,324	21,020	16,248	16,194	17,246	21,823	20,892	15,411	12,687	12,458	12,677
+ 23,076	29,645	25,291	20,633	14,138	13,918	14,786	18,467	16,743	14,105	10,207	10,096	10,250
+ 13,038	36,155	33,005	26,411	24,324	24,955	26,726	15,959	16,064	12,761	11,894	12,350	12,350
+ 25,512	37,707	32,403	25,370	19,649	20,301	21,741	21,834	20,585	16,287	13,175	14,094	14,288
+ 6,992	25,259	24,985	16,226	16,122	17,464	18,703	5,236	6,589	4,420	4,647	4,974	4,800
+ 6,289	42,036	44,770	35,315	31,606	31,444	33,675	15,058	18,400	15,466	15,717	17,058	17,130
+ 1,723	42,859	41,933	31,076	26,488	25,445	27,687	20,503	22,183	17,496	17,093	16,370	16,552
+ 1,471	18,625	19,075	15,880	14,398	15,030	16,096	6,389	7,977	6,788	7,223	7,440	7,447
+ 9,480	19,073	17,347	12,715	12,126	11,448	12,280	10,893	10,713	8,046	8,390	8,109	8,226
+ 580	5,658	5,746	5,437	5,220	4,901	5,249	626	556	495	505	544	455
+ 1,649	22,777	23,838	21,829	19,494	19,360	20,734	5,659	7,375	6,537	6,404	6,213	6,053
+ 5,000	21,820	20,706	18,579	15,452	15,683	16,796	10,292	11,531	10,628	10,611	10,200	10,316
− 1,388	8,064	11,084	8,697	7,594	7,910	8,471	3,321	5,696	4,321	4,246	4,284	4,302
+ 728	4,479	4,775	3,725	3,933	3,498	3,746	815	1,335	895	1,035	860	820
− 3,443	2,533	4,504	3,552	4,696	4,766	5,104	592	950	1,046	1,529	1,503	1,464
+ 597	3,976	3,921	3,233	3,113	3,170	3,271	1,574	1,998	1,582	2,002	1,940	1,882
+ 17,801	28,398	24,031	20,459	16,065	16,078	16,090	16,674	14,595	13,433	10,864	11,022	11,161
+ 17,582	23,187	16,672	13,621	10,792	11,089	11,387	14,694	11,530	9,399	8,103	8,593	8,902
+ 16,623	23,740	15,606	13,018	11,744	12,401	13,058	16,212	11,601	9,813	8,079	9,475	10,271
+ 17,451	33,006	28,747	24,232	21,035	21,053	21,072	21,563	20,594	18,359	16,907	16,507	16,046
+ 330	13,827	12,052	9,854	9,012	10,632	12,252	5,922	5,666	4,950	4,426	5,797	7,167
+ 3,795	13,031	12,832	8,297	8,117	9,380	10,643	8,836	8,776	7,043	7,752	7,592	7,431
+ 20,776	31,490	25,775	17,356	16,376	14,583	12,789	12,316	12,143	9,477	11,544	10,392	10,241
+ 1,928	3,921	3,111	3,265	3,070	2,292	2,182	490	219	354	263	320	301
+ 10,230	26,784	29,598	26,516	28,037	17,543	16,599	106	170	73	103	53	61
+ 1,504	3,365	4,437	2,072	2,922	2,320	1,718	...	10	30	85	64	43
+58,621	*90,193*	*62,259*	*52,437*	*51,072*	*43,706*	*53,763*	*57,047*	*39,089*	*35,071*	*35,803*	*29,220*	*34,856*
+ 22,809	30,793	26,789	19,424	16,080	37,698	14,886	17,355	14,561	11,999	10,214	24,371	10,483
− 225	31,735	19,142	16,418	28,297		33,556	22,032	13,245	11,743	19,823		20,436
+ 36,037	27,665	16,328	16,595	6,695	6,008	5,321	17,630	11,283	11,329	5,761	4,849	3,937

This content downloaded from
14.194.219.90 on Wed, 12 Jun 2024 09:45:45 +00:00
All use subject to https://about.jstor.org/terms

TABLES III, IV & V.

These tables are not required for Calcutta and the Suburban Municipalities, as they deal with statistics which are contained in Tables I, II and VI

This content downloaded from
14.194.219.90 on Wed, 12 Jun 2024 09:45:45 +00:00
All use subject to https://about.jstor.org/terms

TABLE VI.

RELIGION.

This content downloaded from
14.194.219.90 on Wed, 12 Jun 2024 09:45:45 +00:00
All use subject to https://about.jstor.org/terms

TABLE VI.—

Name of Ward, etc.	Total Population.			Hindu.		
	Total.	Male.	Female.	Total.	Male.	Female.
1	2	3	4	5	6	7
CALCUTTA WITH SUBURBS ...	**1,043,307**	**697,867**	**345,440**	**693,499**	**460,489**	**233,003**
CALCUTTA	**896,067**	**607,674**	**288,393**	**604,853**	**404,528**	**200,325**
CALCUTTA MUNICIPAL AREA	861,501	573,704	287,797	594,471	394,394	200,077
Ward 1. Shampukur	53,036	32,438	20,598	46,763	28,224	18,539
,, 2. Kumartoli	33,073	21,134	11,939	31,841	20,056	11,785
,, 3. Bartala	54,610	32,787	21,823	45,459	27,253	18,206
,, 4. Sukea Street	48,112	29,645	18,467	36,910	22,547	14,363
,, 5. Jorabagan	52,114	36,155	15,959	49,449	33,893	15,556
,, 6. Jorasanko	59,541	37,707	21,834	49,770	30,833	18,937
,, 7. Barabazar	30,495	25,259	5,236	23,105	19,012	4,093
,, 8. Kalutola	67,094	42,036	15,058	25,007	18,579	6,428
,, 9. Muchipara	63,362	42,859	20,503	42,735	28,671	14,064
,, 10. Bowbazar	25,014	18,625	6,389	10,604	8,158	2,446
,, 11. Paddapukur	29,968	19,079	10,863	25,899	16,707	9,192
,, 12. Waterloo Street	6,284	5,658	626	3,519	3,480	39
,, 13. Fenwick Bazar	28,436	22,777	5,659	13,990	11,821	2,169
,, 14. Taltola	32,112	21,820	10,292	12,499	8,686	3,813
,, 15. Collinga	11,385	8,064	3,321	4,253	3,248	1,005
,, 16. Park Street	5,294	4,479	815	2,654	2,465	189
,, 17. Baman Bustee (Victoria Terrace)	3,125	2,533	592	1,327	1,247	80
,, 18. Hastings	5,550	3,976	1,574	3,509	2,537	972
,, 19. Entally	45,072	28,398	16,674	27,747	17,891	9,856
,, 20. Beniapukur	37,881	23,187	14,694	15,020	10,212	4,808
,, 21. Ballygunge-Tollygunge	39,952	23,740	16,212	21,742	13,188	8,554
,, 22. Bhawanipore	54,569	33,006	21,563	46,803	27,986	18,820
,, 23. Alipore	19,749	13,827	5,922	14,967	10,085	4,882
Alipore Cantonment ...	*1,174*	*1,069*	*105*	*644*	*565*	*79*
,, 24. Ekbalpore	21,869	13,031	8,838	8,601	5,843	2,758
,, 25. Watganj	43,606	31,490	12,116	30,295	21,772	8,523
FORT WILLIAM AND MAIDAN	4,411	3,921	490	1,723	1,520	203
PORT	26,890	26,784	106	6,909	6,864	45
CANALS	3,265	3,265	.....	1,750	1,750	.....
SUBURBS	**147,240**	**90,193**	**57,047**	**88,639**	**55,961**	**32,678**
Cossipur-Chitpur	48,178	30,793	17,385	34,432	22,142	12,290
Manicktollah	53,767	31,735	22,032	32,921	19,797	13,124
Garden Reach	45,295	27,665	17,630	21,286	13,022	7,264

Name of Ward, etc.	Buddhist.			Zoroastrian (Parsi).			Musalman.		
	Total.	Male.	Female.	Total.	Male.	Female.	Total.	Male.	Female.
1	17	18	19	20	21	22	23	24	25
CALCUTTA WITH SUBURBS ...	**2,461**	**1,950**	**511**	**470**	**295**	**175**	**298,986**	**207,983**	**91,703**
CALCUTTA	**2,343**	**1,837**	**506**	**467**	**293**	**174**	**241,557**	**173,785**	**67,809**
CALCUTTA MUNICIPAL AREA	2,151	1,659	492	467	293	174	220,647	152,928	67,719
Ward 1. Shampukur	3	3	.....	.....	.....	.....	6,135	4,151	1,984
,, 2. Kumartoli	.....	.....	.....	.....	.....	.....	1,199	1,063	136
,, 3. Bartala	1	1	.....	.....	.....	.....	8,855	5,369	3,486
,, 4. Sukea Street	3	2	1	.....	.....	.....	10,246	6,627	3,619
,, 5. Jorabagan	.....	.....	.....	.....	.....	.....	1,941	1,818	123
,, 6. Jorasanko	1	1	.....	.....	.....	.....	9,126	6,597	2,529
,, 7. Barabazar	30	18	12	90	61	29	5,467	4,758	709
,, 8. Kalutola	752	643	109	99	52	47	27,368	20,451	6,917
,, 9. Muchipara	7	6	1	9	8	1	18,504	13,983	5,521
,, 10. Bowbazar	900	704	196	88	33	55	8,809	7,213	1,596
,, 11. Paddapukur	4	4	.....	27	15	12	1,288	1,003	285
,, 12. Waterloo Street	115	105	10	27	18	9	965	955	10
,, 13. Fenwick Bazar	184	73	111	99	79	20	10,447	8,748	1,699
,, 14. Taltola	52	15	37	16	8	8	16,478	10,780	4,698
,, 15. Collinga	11	7	4	.....	.....	.....	4,545	3,455	1,090
,, 16. Park Street	9	8	1	.....	.....	.....	1,090	1,052	38
,, 17. Baman Bustee (Victoria Terrace)	3	2	1	4	3	1	1,629	1,598	31
,, 18. Hastings	7	7	.....	.....	.....	.....	1,518	1,182	336
,, 19. Entally	11	11	.....	3	2	1	14,026	9,059	4,967
,, 20. Beniapukur	8	4	4	1	1	.....	21,305	12,147	9,158
,, 21. Ballygunge-Tollygunge	7	6	1	20	11	9	16,821	9,719	7,102
,, 22. Bhawanipore	4	3	1	2	1	1	5,763	3,999	1,764
,, 23. Alipore	27	26	1	.....	.....	.....	4,107	3,781	326
Alipore Cantonment ...	.....	.....	.....	.....	.....	.....	*328*	*310*	*18*
,, 24. Ekbalpore	1	.....	1	.....	.....	.....	12,848	6,715	5,033
,, 25. Watganj	11	10	1	1	1	.....	12,676	9,235	3,441
FORT WILLIAM AND MAIDAN	6	4	2	.....	.....	.....	1,034	960	74
PORT	186	174	12	.....	.....	.....	18,391	18,382	9
CANALS	.....	.....	.....	.....	.....	.....	1,515	1,515	.....
SUBURBS	**118**	**113**	**5**	**3**	**2**	**1**	**57,399**	**33,498**	**23,901**
Cossipur-Chitpur	9	8	1	1	1	.....	13,037	8,294	4,743
Manicktollah	.....	.....	.....	.....	.....	.....	20,658	11,800	8,858
Garden Reach	109	105	4	2	1	1	23,704	13,404	10,302

This content downloaded from
14.194.219.90 on Wed, 12 Jun 2024 09:45:45 +00:00
All use subject to https://about.jstor.org/terms

Religion.

BRAHMO.			SIKH.			JAIN.			Ward No.
Total.	Male.	Female.	Total.	Male.	Female.	Total.	Male.	Female.	
8	9	10	11	12	13	14	15	16	
1,560	790	770	980	809	171	1,813	1,365	448	
1,529	774	755	939	789	163	1,797	1,353	444	
1,536	772	764	935	768	163	1,797	1,353	444	
56	12	46	1	1	.....	49	33	16	1
4	2	2	3	3	.....	.....	.....	.....	2
68	36	32	4	4	.....	11	11	.....	3
377	205	172	.....	.....	.....	.....	.....	.....	4
9	3	6	13	9	4	639	402	237	5
288	127	161	124	70	54	42	26	16	6
.....	.....	.....	63	39	24	963	809	154	7
23	10	13	76	58	18	14	8	6	8
359	216	143	22	17	5	15	9	6	9
24	12	12	102	91	11	14	13	1	10
16	6	10	82	65	17	4	4	.....	11
1	1	.....	48	48	.....	.....	.....	.....	12
8	3	5	25	21	4	36	29	7	13
11	4	7	7	5	2	10	9	1	14
10	5	5	.....	.....	.....	.....	.....	.....	15
10	7	3	2	2	.....	.....	.....	.....	16
.....	.....	.....	1	1	.....	.....	.....	.....	17
.....	.....	.....	.....	.....	.....	.....	.....	.....	18
16	5	11	21	13	8	.....	.....	.....	19
.....	.....	.....	2	1	1	.....	.....	.....	20
67	21	46	70	70	.....	.....	.....	.....	21
118	62	56	24	21	3	.....	.....	.....	22
25	12	13	187	177	10	.....	.....	.....	23
.....	.....	.....	180	171	90	.....	.....	.....	
36	23	13	48	46	2	.....	.....	.....	24
.....	.....	.....	.....	.....	.....	.....	.....	.....	25
3	2	1	.....	.....	.....	.....	.....	.....	
.....	.....	.....	7	7	.....	.....	.....	.....	
.....	.....	.....	.....	.....	.....	.....	.....	.....	
31	16	15	48	40	8	16	12	4	
28	13	14	22	21	1	16	12	4	
5	4	1	26	19	7	.....	.....	.....	
			.....	.....	.....	.....	.....	.....	

CHRISTIAN.			JEW			ANIMIST.			CONFUCIAN.			Ward No.
Total.	Male.	Female.	Total.	Male.	Female.	Total.	Male.	Female.	Total.	Male.	Female.	
26	27	28	29	30	31	32	33	34	35	36	37	
40,511	23,003	17,508	1,920	934	986	67	50	17	1,047	899	148	
39,551	22,472	17,079	1,919	933	986	56	39	17	1,033	891	142	
36,810	19,681	16,839	1,919	933	986	56	38	17	1,033	891	142	
26	14	12	1	.....	1	.....	.....	.....	.....	.....	.....	
17	5	12	.....	.....	.....	9	5	4	.....	.....	.....	1
212	113	99	.....	.....	.....	.....	.....	.....	.....	.....	.....	2
575	263	312	.....	.....	.....	1	1	.....	.....	.....	.....	3
63	30	33	.....	.....	.....	.....	.....	.....	.....	.....	.....	4
189	52	137	1	1	.....	.....	.....	.....	.....	.....	.....	5
480	414	66	297	148	149	.....	.....	.....	.....	.....	.....	6
2,010	1,019	991	855	440	415	.....	.....	.....	900	776	124	7
1,691	938	753	20	11	9	.....	.....	.....	.....	.....	.....	8
4,240	2,291	1,949	252	110	142	.....	.....	.....	.....	.....	.....	9
												10
2,623	1,261	1,362	23	8	15	.....	.....	.....	.....	.....	.....	
1,377	898	479	111	47	64	.....	.....	.....	121	106	15	11
3,467	1,924	1,543	160	77	83	.....	.....	.....	2	2	.....	12
3,933	2,396	1,537	51	17	34	.....	.....	.....	.....	.....	.....	13
2,528	1,330	1,198	38	19	19	.....	.....	.....	.....	.....	.....	14
												15
1,514	940	574	25	12	13	.....	.....	.....	.....	.....	.....	
1,141	670	471	10	5	5	.....	.....	.....	.....	.....	.....	16
515	280	235	.....	.....	.....	.....	.....	.....	.....	.....	.....	17
3,199	1,387	1,812	46	22	24	9	6	3	.....	.....	.....	18
1,513	810	703	16	7	9	.....	.....	.....	10	7	3	19
									.....	.....	.....	20
1,194	705	489	2	1	1	29	19	10	.....	.....	.....	
1,843	928	915	9	6	3	.....	.....	.....	.....	.....	.....	21
428	238	190	1	1	.....	7	7	.....	.....	.....	.....	22
22	17	5	.....	.....	.....	.....	.....	.....	.....	.....	.....	23
918	472	446	1	1	.....	.....	.....	.....	.....	.....	.....	
739	403	336	.....	.....	.....	.....	.....	.....	.....	.....	.....	24
												25
1,645	1,435	210	.....	.....	.....	.....	.....	.....	.....	.....	.....	
1,386	1,356	40	.....	.....	.....	1	1	.....	.....	.....	.....	
.....	.....	.....	.....	.....	.....	.....	.....	.....	.....	.....	.....	
960	531	429	1	1	.....	11	11	.....	14	8	6	
609	283	326	1	1	.....	11	11	.....	14	8	6	
164	119	45	.....	.....	.....	.....	.....	.....	.....	.....	.....	
187	129	58	.....	.....	.....	.....	.....	.....	.....	.....	.....	

This content downloaded from
14.194.219.90 on Wed, 12 Jun 2024 09:45:45 +00:00
All use subject to https://about.jstor.org/terms



This content downloaded from
14.194.219.90 on Wed, 12 Jun 2024 09:45:45 +00:00
All use subject to https://about.jstor.org/terms

TABLE VII.

AGE, SEX AND CIVIL CONDITION.

THIS table shows the distribution of the total population and of each religion by age, sex and civil condition. An abstract is appended giving, for Calcutta and each suburban municipality, statistics for each of the main religions.

This content downloaded from
14.194.219.90 on Wed, 12 Jun 2024 09:45:45 +00:00
All use subject to https://about.jstor.org/terms

Table VII—Age, Sex and Civil Condition.

ALL RELIGIONS.

Age.	Population.			Unmarried.			Married.			Widowed.		
	Total.	Male.	Female.	Total.	Male.	Female.	Total.	Male.	Female.	Total.	Male.	Female.
1	2	3	4	5	6	7	8	9	10	11	12	13
Total ...	1,043,307	697,867	345,440	335,141	238,564	96,577	595,309	435,394	161,915	112,857	25,909	86,948
CALCUTTA	896,067	607,674	288,393	288,042	206,146	81,896	513,708	379,924	133,784	94,317	21,604	72,713
0— 1	14,720	7,658	7,062	14,719	7,658	7,061	1	...	1	...	...	...
1— 2	7,765	4,050	3,715	7,791	4,048	3,743	4	2	2	...	...	...
2— 3	13,392	6,902	6,490	13,337	6,879	6,458	52	23	30	3	1	2
3— 4	13,748	6,817	6,931	13,664	6,772	6,892	70	43	27	14	2	12
4— 5	12,873	6,848	6,025	12,706	6,768	5,938	156	79	77	11	1	10
0— 5	62,528	32,275	30,253	62,217	32,125	30,092	283	146	137	28	4	24
5—10	67,309	35,400	31,909	64,900	34,603	30,297	2,315	784	1,531	94	13	81
10—15	67,743	42,478	25,265	50,390	33,075	17,315	16,807	4,721	12,086	546	782	464
15—20	62,641	56,316	26,325	41,261	33,009	8,252	39,055	17,347	21,708	2,325	960	1,365
20—25	116,467	85,389	31,078	34,178	32,245	1,933	76,871	51,809	25,062	5,418	1,335	4,083
25—30	118,467	89,562	28,905	17,366	15,741	1,625	93,322	71,598	21,724	7,779	2,223	5,556
30—35	109,281	81,405	27,876	7,631	6,477	1,154	91,322	72,268	19,054	10,328	2,660	7,668
35—40	69,488	52,259	17,229	3,552	2,890	662	57,784	47,272	10,492	8,152	2,087	6,065
40—45	73,214	51,720	21,494	2,725	2,078	647	57,093	46,809	10,284	13,396	2,833	10,563
45—50	33,684	23,389	10,295	1,204	892	312	24,677	20,726	3,951	7,803	1,771	6,032
50—55	39,550	25,920	14,630	1,147	824	323	25,641	21,591	4,050	12,762	2,605	10,157
55—60	14,384	8,859	5,525	421	278	143	8,583	6,374	1,209	5,380	1,207	4,183
60—65	22,441	12,883	9,608	578	373	205	11,878	10,342	1,536	9,985	2,118	7,867
65—70	5,918	3,303	2,615	170	111	59	2,881	2,500	381	2,887	692	2,195
70 and over	12,982	6,466	6,496	302	225	77	5,236	4,637	599	7,424	1,604	5,820
SUBURBS	147,240	90,193	57,047	47,099	32,418	14,681	81,601	53,470	28,131	18,540	4,305	14,235
0— 1	3,368	1,760	1,608	3,368	1,760	1,608	...	...	...	...	...	...
1— 2	1,229	612	617	1,229	612	617	...	...	...	...	...	...
2— 3	2,882	1,485	1,397	2,880	1,485	1,395	2	...	2	...	...	...
3— 4	2,896	1,451	1,445	2,886	1,448	1,438	10	3	7	...	...	...
4— 5	2,636	1,337	1,299	2,600	1,324	1,276	36	13	23	...	...	...
0— 5	13,011	6,645	6,366	12,963	6,629	6,334	48	16	32	...	...	...
5—10	13,609	7,092	6,517	13,001	6,979	6,022	588	109	479	20	4	16
10—15	11,620	7,102	4,518	7,987	6,310	1,677	3,500	773	2,727	133	19	114
15—20	12,319	7,181	5,138	4,825	4,627	198	7,019	2,473	4,546	475	81	394
20—25	18,215	11,475	6,740	4,265	4,090	175	12,796	7,159	5,637	1,154	226	928
25—30	17,522	11,910	5,612	1,953	1,887	66	14,174	9,617	4,557	1,395	406	989
30—35	17,171	11,390	5,781	979	929	50	14,185	9,952	4,213	2,027	509	1,518
35—40	9,947	6,878	3,069	332	309	23	8,043	6,131	1,912	1,572	438	1,134
40—45	11,966	7,921	4,044	355	268	87	9,032	7,035	1,997	2,578	618	1,960
45—50	5,301	3,361	1,940	120	108	12	3,581	2,933	648	1,600	320	1,280
50—55	6,605	3,882	2,723	156	140	16	4,004	3,250	754	2,445	492	1,953
55—60	2,342	1,302	1,040	43	40	3	1,244	1,030	214	1,055	232	823
60—65	4,071	2,232	1,839	60	52	8	2,011	1,764	247	2,000	416	1,584
65—70	936	499	437	15	14	1	413	369	44	508	116	392
70 and over	2,606	1,325	1,283	45	36	9	993	859	134	1,578	428	1,150

HINDU.

Total ...	693,492	460,489	233,003	214,536	154,811	59,725	392,939	287,241	105,698	86,017	18,437	67,580
CALCUTTA	604,853	404,528	200,325	187,802	135,438	52,364	344,330	253,604	90,726	72,721	15,486	57,235
0—1 ...	10,521	5,416	5,105	10,521	5,416	5,105	...	...	...	...	...	...
1—2 ...	5,381	2,746	2,635	5,388	2,745	2,643	3	1	2	...	...	...
2—3 ...	9,153	4,695	4,458	9,111	4,678	4,433	39	16	23	3	1	2
3—4 ...	9,283	4,691	4,592	9,222	4,554	4,668	56	35	21	5	2	3
4—5 ...	8,695	4,663	4,032	8,586	4,606	3,980	107	56	51	2	1	1
0—5 ...	43,013	22,111	20,902	42,798	21,999	20,799	205	108	97	10	4	6
5—10 ...	46,931	24,189	21,742	44,291	23,691	20,600	1,578	489	1,089	62	9	53
10—15 ...	44,896	28,837	16,059	31,698	25,575	6,121	12,765	3,269	9,496	435	53	382
15—20 ...	55,841	37,553	18,288	26,227	25,482	745	27,733	11,807	15,926	1,881	264	1,617
20—25 ...	79,127	57,965	21,222	21,586	20,777	819	52,182	30,169	17,013	4,348	958	3,390
25—30 ...	78,067	59,140	19,627	10,009	9,060	949	62,878	45,517	14,161	6,280	1,565	4,717
30—35 ...	73,472	54,108	19,364	4,739	3,967	772	60,388	48,256	12,130	8,345	1,885	6,462
35—40 ...	46,847	34,559	12,288	2,166	1,762	394	38,131	31,998	6,133	6,660	1,499	5,161
40—45 ...	49,927	34,609	15,318	1,840	1,400	440	37,633	31,092	6,541	10,454	2,117	8,337
45—50 ...	22,808	15,245	7,563	744	542	202	15,953	13,381	2,572	6,111	1,322	4,789
50—55 ...	26,902	16,337	10,565	786	560	226	16,416	13,874	2,542	9,700	1,903	7,797
55—60 ...	10,148	5,938	4,210	250	156	94	5,711	4,875	836	4,187	907	3,280
60—65 ...	14,718	8,026	6,690	391	252	139	7,161	6,287	874	7,164	1,487	5,677
65—70 ...	4,093	2,167	1,926	92	63	29	1,828	1,597	231	2,173	507	1,666
70 and over	8,165	3,804	4,361	187	152	35	2,968	2,643	325	5,010	1,009	4,001

This content downloaded from
14.194.219.90 on Wed, 12 Jun 2024 09:45:45 +00:00
All use subject to https://about.jstor.org/terms

TABLE VII—AGE, SEX AND CIVIL CONDITION—*continued.*

HINDU—*concluded.*

AGE.	POPULATION.			UNMARRIED.			MARRIED.			WIDOWED.		
	Total.	Male.	Female.	Total.	Male.	Female.	Total.	Male.	Female.	Total.	Male.	Female.
1	2	3	4	5	6	7	8	9	10	11	12	13
SUBURBS	*88,639*	*55,961*	*32,678*	*26,734*	*19,373*	*7,361*	*48,609*	*33,637*	*14,972*	*13,296*	*2,951*	*10,345*
0—1	1,863	975	888	1,863	975	888	...	...	...	...	...	...
1—2	731	361	370	731	361	370	...	...	...	...	...	...
2—3	1,487	786	701	1,485	786	699	2	...	2	...	...	...
3—4	1,438	715	723	1,431	712	719	7	3	4	...	...	...
4—5	1,360	664	696	1,346	659	687	14	5	9	...	...	...
0—5	6,879	3,501	3,378	6,856	3,493	3,363	23	8	15	...	...	...
5—10	7,030	3,639	3,391	6,698	3,592	3,106	321	46	275	11	1	10
10—15	6,321	3,967	2,354	4,210	3,550	660	2,013	407	1,606	98	10	88
15—20	7,629	4,699	2,930	3,202	3,130	72	4,051	1,520	2,531	376	49	327
20—25	11,350	7,525	3,825	2,873	2,819	54	7,576	4,567	3,009	901	139	762
25—30	11,288	7,974	3,314	1,418	1,381	37	8,787	6,325	2,462	1,083	268	815
30—35	10,854	7,518	3,336	709	690	19	8,609	6,478	2,131	1,536	350	1,186
35—40	8,361	4,449	1,912	244	232	12	4,942	3,944	998	1,165	271	894
40—45	7,421	4,999	2,422	218	197	21	5,354	4,348	1,006	1,849	454	1,395
45—50	3,406	2,136	1,270	79	75	4	2,144	1,825	319	1,183	286	947
50—55	3,621	2,313	1,308	114	109	5	2,200	1,866	334	1,307	338	1,269
55—60	1,582	862	720	35	35	...	742	642	100	805	185	620
60—65	2,390	1,250	1,140	41	37	4	1,068	958	110	1,281	264	1,017
65—70	621	327	294	13	12	1	244	226	18	364	89	275
70 and over	1,596	793	803	24	21	3	535	475	60	1,037	297	740

BRAHMO.

Total	*1,560*	*790*	*770*	*918*	*495*	*423*	*513*	*266*	*247*	*129*	*29*	*100*
CALCUTTA	*1,560*	*774*	*786*	*898*	*485*	*413*	*503*	*260*	*242*	*129*	*29*	*100*
0—1	41	22	19	41	22	19	...	...	...	...	...	...
1—2	19	12	7	19	12	7	...	...	...	...	...	...
2—3	26	13	13	26	13	13	...	...	...	...	...	...
3—4	33	17	16	33	17	16	...	...	...	...	...	...
4—5	30	14	16	30	14	16	...	...	...	...	...	...
0—5	149	78	71	149	78	71	...	...	...	...	...	...
5—10	158	65	93	158	65	93	...	...	...	...	...	...
10—15	201	85	116	194	85	109	4	...	4	3	...	3
15—20	201	88	113	161	82	79	36	6	30	4	...	4
20—25	212	117	95	140	101	39	62	14	48	10	2	8
25—30	133	71	62	93	48	45	62	21	41	6	2	6
30—35	108	62	46	15	13	2	84	49	35	9	...	9
35—40	85	42	43	7	3	4	64	35	29	14	4	10
40—45	75	52	23	3	2	1	61	45	16	11	5	6
45—50	67	35	32	2	2	...	42	28	14	23	5	18
50—55	50	26	24	3	3	...	38	20	18	11	3	8
55—60	25	16	9	...	...	...	18	14	4	7	2	5
60—65	32	17	15	2	2	...	16	14	2	14	1	13
65—70	13	7	6	...	...	...	7	5	2	6	2	4
70 and over	20	13	7	1	1	...	10	9	1	9	3	6
SUBURBS	*31*	*16*	*15*	*20*	*10*	*10*	*11*	*6*	*5*	...	...	...
0—1	3	1	2	3	1	2	...	...	...	...	...	...
1—2	1	1	...	1	1	...	...	...	...	...	...	...
2—3	1	1	...	1	1	...	...	...	...	...	...	...
3—4	1	1	...	1	1	...	...	...	...	...	...	...
4—5	2	2	...	2	2	...	...	...	...	...	...	...
0—5	8	6	2	8	6	2	...	...	...	...	...	...
5—10	4	...	4	4	...	4	...	...	...	...	...	...
10—15	5	2	3	5	2	3	...	...	...	...	...	...
15—20	3	1	2	2	1	1	1	...	1	...	...	...
20—25	3	1	2	1	1	...	2	...	3	...	...	...
25—30	1	1	...	...	...	...	1	1	...	...	...	...
30—35	2	1	1	...	...	...	2	1	1	...	...	...
35—40	1	1	...	...	...	...	1	1	...	...	...	...
40—45	2	2	...	...	...	...	2	2	...	...	...	...
60—65	1	...	1	...	...	...	1	...	1	...	...	...
65—70	1	...	1	...	...	...	1	1	...	...	...	...

This content downloaded from
14.194.219.90 on Wed, 12 Jun 2024 09:45:45 +00:00
All use subject to https://about.jstor.org/terms

TABLE VII—AGE, SEX AND CIVIL CONDITION—*continued.*

SIKH.

AGE.	POPULATION.			UNMARRIED.			MARRIED.			WIDOWED.		
	Total.	Male.	Female.	Total.	Male.	Female.	Total.	Male.	Female.	Total.	Male.	Female.
1	2	3	4	5	6	7	8	9	10	11	12	13
Total ...	980	809	171	300	264	36	610	490	120	70	55	15
CALCUTTA	932	769	163	280	246	34	586	470	116	66	53	13
0—1 ...	9	7	2	9	7	2	...	...	...	...	...	...
1—2 ...	5	4	1	5	4	1	...	...	...	...	...	...
2—3 ...	11	6	5	11	6	5	...	...	...	...	...	...
3—4 ...	4	3	1	4	3	1	...	...	...	...	...	...
4—5 ...	8	5	3	7	5	2	1	...	1	...	...	...
0—5 ...	37	25	12	36	25	11	1	...	1	...	...	...
5—10 ...	30	13	17	30	13	17	...	...	...	...	...	...
10—15 ...	39	25	14	26	22	4	13	...	10	...	...	...
15—20 ...	76	55	21	27	27	...	46	26	20	3	2	1
20—25 ...	168	146	22	58	57	1	104	84	20	6	5	1
25—30 ...	207	181	26	61	60	1	136	111	25	10	10	...
30—35 ...	136	118	18	21	21	...	104	87	17	11	10	1
35—40 ...	86	73	13	8	8	...	71	60	11	7	5	2
40—45 ...	62	54	8	5	5	...	51	46	5	6	3	3
45—50 ...	40	34	6	4	4	...	28	22	6	8	8	...
50—55 ...	33	31	2	2	2	...	22	21	1	9	8	1
55—60 ...	3	3	...	...	...	...	2	2	...	1	1	...
60—65 ...	8	6	2	2	2	...	4	4	...	2	...	2
65—70 ...	4	4	...	...	...	...	3	3	...	1	1	...
70 and over	3	1	2	...	...	...	1	1	...	2	...	2
SUBURBS	48	40	8	20	18	2	24	20	4	4	2	2
1—2 ...	1	...	1	1	...	1	...	...	...	...	...	...
4—5 ...	1	...	1	1	...	1	...	...	...	...	...	...
0—5 ...	2	...	2	2	...	2	...	...	...	...	...	...
10—15 ...	1	1	...	1	1	...	...	...	...	...	...	...
20—25 ...	11	10	1	9	9	...	2	1	1	...	...	...
25—30 ...	13	13	...	5	5	...	7	7	...	1	1	...
30—35 ...	8	5	1	2	2	...	4	3	1	...	...	...
35—40 ...	5	4	1	1	1	...	4	3	1	...	...	...
40—45 ...	6	5	1	...	...	...	6	5	1	...	...	...
45—50 ...	2	1	1	...	...	...	...	...	...	2	1	1
50—55 ...	1	1	...	...	...	...	1	1	...	...	...	...
55—60 ...	1	...	1	...	...	...	...	...	...	1	...	1

JAIN.

Total ...	1,813	1,365	448	554	441	113	1,139	869	270	120	55	65
CALCUTTA	1,797	1,353	444	550	439	111	1,128	860	268	119	54	65
0—1 ...	24	12	12	24	12	12	...	...	...	...	...	...
1—2 ...	16	9	7	16	9	7	...	...	...	...	...	...
2—3 ...	23	8	15	23	8	15	...	...	...	...	...	...
3—4 ...	19	12	7	19	12	7	...	...	...	...	...	...
4—5 ...	13	9	4	13	9	4	...	...	...	...	...	...
0—5 ...	95	50	45	95	50	45	...	...	...	...	...	...
5—10 ...	104	56	48	104	56	48	...	...	...	...	...	...
10—15 ...	151	119	32	128	116	13	23	4	19	...	...	...
15—20 ...	241	197	44	103	102	1	134	92	42	4	3	1
20—25 ...	261	206	55	54	52	2	201	150	51	6	4	2
25—30 ...	259	201	58	37	37	...	211	160	51	11	4	7
30—35 ...	230	180	50	16	15	1	204	160	44	10	5	5
35—40 ...	133	106	27	3	3	...	117	96	21	13	7	6
40—45 ...	117	87	30	6	4	1	95	76	19	17	7	10
45—50 ...	68	56	12	1	1	...	57	49	8	10	6	4
50—55 ...	74	54	20	3	3	...	51	43	8	20	8	12
55—60 ...	20	14	6	...	...	...	13	11	2	7	3	4
60—65 ...	32	17	15	1	1	...	12	9	3	19	7	12
65—70 ...	3	3	...	...	...	...	3	3	...	...	...	...
70 and over	9	7	2	...	...	...	7	7	...	2	...	2
SUBURBS	16	12	4	4	2	2	11	9	2	1	1	...
0—1 ...	1	...	1	1	...	1	...	...	...	...	...	...
3—4 ...	1	1	...	1	1	...	...	...	...	...	...	...
0—5 ...	2	1	1	2	1	1	...	...	...	...	...	...
5—10 ...	1	...	1	1	...	1	...	...	...	...	...	...
15—20 ...	3	1	2	...	...	...	3	1	2	...	...	...
20—25 ...	5	5	...	1	1	...	3	3	...	1	1	...
25—30 ...	2	2	...	...	...	...	2	2	...	...	...	...
30—35 ...	2	2	...	...	...	...	2	2	...	...	...	...
35—40 ...	1	1	...	...	...	...	1	1	...	...	...	...

This content downloaded from
14.194.219.90 on Wed, 12 Jun 2024 09:45:45 +00:00
All use subject to https://about.jstor.org/terms

TABLE VII—AGE, SEX AND CIVIL CONDITION—*continued.*

BUDDHIST.

AGE.	POPULATION.			UNMARRIED.			MARRIED.			WIDOWED.		
	Total.	Male.	Female.	Total.	Male.	Female.	Total.	Male.	Female.	Total.	Male.	Female.
1	2	3	4	5	6	7	8	9	10	11	12	13
Total ...	**2,481**	**1,950**	**511**	**1,013**	**820**	**193**	**1,378**	**1,117**	**261**	**70**	**13**	**57**
CALCUTTA	**2,343**	**1,837**	**506**	**985**	**794**	**191**	**1,288**	**1,030**	**288**	**70**	**13**	**57**
0— 1 ...	13	6	7	13	6	7	...	...	...	...	...	...
1— 2 ...	9	5	4	9	5	4	...	...	...	...	...	...
2— 3 ...	26	16	10	26	16	10	...	...	...	...	...	...
3— 4 ...	26	16	10	26	16	10	...	...	...	...	...	...
4— 5 ...	25	15	10	25	15	10	...	...	...	...	...	...
0— 5 ...	99	58	41	99	58	41	...	...	...	...	...	...
5—10 ...	93	50	43	91	49	42	2	1	1	...	...	...
10—15 ...	107	73	34	99	70	29	8	3	5	...	...	...
15—20 ...	208	168	38	157	137	20	49	31	18	...	...	...
20—25 ...	390	307	83	212	182	30	177	124	53	1	1	...
25—30 ...	416	348	68	152	142	10	263	206	58	1	1	...
30—35 ...	370	307	63	103	93	10	266	213	52	2	1	1
35—40 ...	201	175	26	20	19	1	181	156	25	...	...	...
40—45 ...	188	154	34	28	23	5	152	130	22	8	1	7
45—50 ...	84	69	15	4	3	1	70	65	5	10	1	9
50—55 ...	81	61	20	5	4	1	64	55	9	12	2	10
55—60 ...	31	22	9	5	5	...	18	17	1	8	...	8
60—65 ...	37	26	11	7	7	...	21	17	4	9	2	7
65—70 ...	11	6	5	1	...	1	7	6	1	3	...	3
70 and over	29	13	16	2	2	...	11	7	4	16	4	12
SUBURBS	**118**	**113**	**5**	**28**	**26**	**2**	**90**	**87**	**3**	...	...	...
0— 1 ...	1	...	1	1	...	1	...	...	...	...	...	...
2— 3 ...	1	1	...	1	1	...	...	...	...	...	...	...
0— 5 ...	2	1	1	2	1	1	...	...	...	...	...	...
15—20 ...	9	9	...	1	1	...	8	8	...	...	...	...
20—25 ...	24	24	...	12	12	...	12	13	...	...	...	...
25—30 ...	28	27	1	7	7	...	21	20	1	...	...	...
30—35 ...	25	22	3	5	4	1	20	18	2	...	...	...
35—40 ...	11	11	...	1	1	...	10	10	...	...	...	...
40—45 ...	8	8	...	...	...	...	8	8	...	...	...	...
45—50 ...	6	6	...	...	...	...	6	6	...	...	...	...
50—55 ...	1	1	...	...	...	...	1	1	...	...	...	...
55—60 ...	1	1	...	...	...	...	1	1	...	...	...	...
60—65 ...	1	1	...	...	...	...	1	1	...	...	...	...
65—70 ...	2	2	...	...	...	...	2	2	...	...	...	...

ZOROASTRIAN (PARSI).

Total ...	**470**	**295**	**175**	**246**	**152**	**94**	**206**	**136**	**70**	**18**	**7**	**11**
CALCUTTA.	**467**	**293**	**174**	**246**	**152**	**94**	**203**	**134**	**69**	**18**	**7**	**11**
0—1 ...	10	5	5	10	5	5	...	...	...	...	...	...
1—2 ...	6	1	5	6	1	5	...	...	...	...	...	...
2—3 ...	10	6	4	9	6	3	1	...	1	...	...	...
3—4 ...	9	4	5	9	4	5	...	...	...	...	...	...
4—5 ...	10	4	6	10	4	6	...	...	...	...	...	...
0—5 ...	45	20	25	44	20	24	1	...	1	...	...	...
5—10 ...	35	14	21	35	14	21	...	...	...	...	...	...
10—15 ...	45	22	23	44	22	22	1	...	1	...	...	...
15—20 ...	41	22	19	38	22	16	3	...	3	...	...	...
20—25 ...	43	28	15	28	25	3	15	3	12	...	...	...
25—30 ...	44	27	17	23	19	4	21	8	13	...	...	...
30—35 ...	63	49	14	20	19	1	42	30	12	1	...	1
35—40 ...	39	29	10	2	2	...	37	27	10	...	...	...
40—45 ...	31	23	8	3	3	...	25	19	6	3	1	2
45—50 ...	24	18	6	5	4	1	18	14	4	1	...	...
50—55 ...	23	17	6	2	1	1	18	14	4	3	2	1
55—60 ...	11	9	2	1	1	...	8	7	1	2	1	1
60—65 ...	13	11	2	...	...	...	9	9	...	4	2	2
65—70 ...	7	3	4	1	...	1	4	2	2	2	1	1
70 and over	3	1	2	...	...	...	1	1	...	2	...	2
SUBURBS.	**3**	**2**	**1**	...	...	...	**3**	**2**	**1**	...	...	...
25—30 ...	1	...	1	...	...	...	1	...	1	...	...	...
35—40 ...	1	1	...	...	...	...	1	1	...	...	...	...
45—50 ...	1	1	...	...	...	...	1	1	...	...	...	...

This content downloaded from
14.194.219.90 on Wed, 12 Jun 2024 09:45:45 +00:00
All use subject to https://about.jstor.org/terms

TABLE VII—AGE, SEX AND CIVIL CONDITION—*continued.*

MUSALMAN.

AGE.	POPULATION.			UNMARRIED.			MARRIED.			WIDOWED.		
	Total.	Male.	Female.	Total.	Male.	Female.	Total.	Male.	Female.	Total.	Male.	Female.
1	2	3	4	5	6	7	8	9	10	11	12	13
Total ...	*298,986*	*207,283*	*91,703*	*93,471*	*66,877*	*26,594*	*182,374*	*133,947*	*48,427*	*23,141*	*6,459*	*16,682*
CALCUTTA.	*241,687*	*173,785*	*67,902*	*73,746*	*54,214*	*19,532*	*149,899*	*114,448*	*35,451*	*17,942*	*5,123*	*12,819*
0—1 ...	3,237	1,719	1,518	3,236	1,719	1,517	1	...	1	...	...	...
1—2 ...	1,809	964	845	1,808	963	845	1	...	1	...	...	...
2—3 ...	3,261	1,703	1,558	3,249	1,697	1,552	12	6	6	...	...	...
3—4 ...	3,639	1,804	1,835	3,618	1,798	1,820	14	8	6	9	...	9
4—5 ...	3,326	1,748	1,578	3,274	1,727	1,547	43	21	22	9	...	9
0—5 ...	15,272	7,938	7,334	15,183	7,902	7,281	71	36	35	18	...	18
5—10 ...	17,321	9,219	8,102	16,576	8,931	7,645	716	284	432	29	4	25
10—15 ...	18,505	12,463	6,042	14,494	10,963	3,531	3,909	1,473	2,436	102	27	75
15—20 ...	22,251	16,270	5,981	11,348	10,880	468	10,502	5,301	5,201	401	89	312
20—25 ...	30,867	23,371	7,496	8,622	8,431	191	21,327	14,601	6,726	918	339	579
25—30 ...	33,100	26,195	6,905	4,481	4,341	140	27,312	21,249	6,063	1,307	605	702
30—35 ...	30,663	23,917	6,746	1,478	1,383	95	27,477	21,844	5,633	1,708	690	1,018
35—40 ...	18,641	15,098	3,543	619	559	60	16,740	14,045	2,695	1,282	494	788
40—45 ...	20,118	15,178	4,940	426	385	43	17,226	14,196	3,030	2,466	599	1,867
45—50 ...	8,644	6,719	1,925	162	146	16	7,160	6,226	934	1,322	347	975
50—55 ...	10,767	7,556	3,211	155	132	23	8,044	6,853	1,191	2,568	571	1,997
55—60 ...	3,231	2,321	910	51	49	2	2,293	2,063	230	887	209	678
60—65 ...	6,770	4,308	2,462	86	64	22	4,259	3,715	544	2,425	529	1,896
65—70 ...	1,317	885	432	14	13	1	832	752	80	471	120	351
70 and over	4,120	2,347	1,773	61	37	14	2,031	1,810	221	2,038	500	1,538
SUBURBS.	*57,299*	*33,498*	*23,901*	*19,725*	*12,663*	*7,062*	*32,475*	*19,499*	*12,976*	*5,199*	*1,336*	*3,863*
0—1 ...	1,483	766	697	1,483	766	697	...	...	...	...	...	...
1—2 ...	487	246	241	487	246	241	...	...	...	...	...	...
2—3 ...	1,375	692	683	1,375	692	683	...	...	...	...	...	...
3—4 ...	1,428	721	707	1,425	721	704	3	...	3	...	...	...
4—5 ...	1,254	662	592	1,232	654	578	22	8	14	...	...	...
0—5 ...	6,007	3,087	2,920	5,982	3,079	2,903	25	8	17	...	...	...
5—10 ...	6,466	3,402	3,065	6,189	3,336	2,853	267	63	204	9	3	6
10—15 ...	5,194	3,088	2,106	3,673	2,713	960	1,488	366	1,120	35	9	26
15—20 ...	4,814	2,451	2,163	1,573	1,475	98	2,943	944	1,999	98	32	66
20—25 ...	6,717	3,849	2,868	1,316	1,204	112	5,150	2,559	2,591	251	86	165
25—30 ...	6,054	3,812	2,242	461	446	15	5,285	3,230	2,055	308	136	172
30—35 ...	6,164	3,767	2,397	231	207	24	5,448	3,403	2,045	485	157	328
35—40 ...	3,483	2,346	1,137	65	57	8	3,015	2,124	891	403	165	238
40—45 ...	4,460	2,659	1,801	128	62	66	3,812	2,637	975	722	160	562
45—50 ...	1,850	1,193	657	31	26	5	1,410	1,086	324	409	81	328
50—55 ...	2,665	1,547	1,109	37	28	9	1,784	1,367	417	835	153	683
55—60 ...	750	436	314	5	4	1	498	385	113	247	47	200
60—65 ...	1,671	966	705	18	12	4	940	803	137	716	151	564
65—70 ...	312	170	142	2	2	...	167	141	26	143	27	116
70 and over	1,002	525	477	18	12	6	445	383	62	539	130	409

CHRISTIAN.

Total ...	*40,611*	*23,003*	*17,608*	*22,759*	*13,904*	*8,855*	*14,053*	*8,283*	*6,370*	*3,099*	*816*	*2,283*
CALCUTTA.	*30,551*	*22,472*	*17,079*	*22,200*	*13,583*	*8,617*	*14,292*	*8,088*	*6,204*	*3,059*	*801*	*2,258*
0—1 ...	822	448	374	822	448	374	...	...	...	...	...	...
1—2 ...	531	291	240	531	291	240	...	...	...	...	...	...
2—3 ...	821	427	394	821	427	394	...	...	...	...	...	...
3—4 ...	688	342	346	688	342	346	...	...	...	...	...	...
4—5 ...	714	365	349	709	363	346	5	2	3	...	...	...
0—5 ...	3,576	1,873	1,703	3,571	1,871	1,700	5	2	3	...	...	...
5—10 ...	3,402	1,675	1,727	3,384	1,666	1,718	15	9	6	3	...	3
10—15 ...	3,542	1,723	1,819	3,467	1,693	1,774	79	28	51	6	2	4
15—20 ...	3,565	1,841	1,724	3,015	1,768	1,247	521	71	450	29	2	27
20—25 ...	5,068	3,103	1,965	3,288	2,488	801	1,654	591	1,063	125	24	101
25—30 ...	4,958	3,155	1,803	2,427	1,955	472	2,381	1,162	1,219	150	38	112
30—35 ...	3,891	2,408	1,483	1,174	919	255	2,485	1,422	1,063	232	67	165
35—40 ...	3,149	1,973	1,176	706	509	197	2,178	1,376	802	265	88	177
40—45 ...	2,479	1,406	1,073	400	246	154	1,675	1,066	609	404	94	310
45—50 ...	1,836	1,144	691	275	184	91	1,283	878	385	297	82	215
50—55 ...	1,488	855	633	182	110	72	893	642	251	413	103	310
55—60 ...	845	484	361	112	65	47	460	328	132	273	81	192
60—65 ...	749	368	381	88	44	44	334	230	95	327	85	242
65—70 ...	442	215	227	62	35	27	161	122	39	219	58	161
70 and over	562	249	313	58	30	28	188	142	46	316	77	239

This content downloaded from
14.194.219.90 on Wed, 12 Jun 2024 09:45:45 +00:00
All use subject to https://about.jstor.org/terms

TABLE VII—Age, Sex and Civil Condition—*continued.*

CHRISTIAN—*concluded.*

Age.	Population.			Unmarried.			Married.			Widowed.		
	Total.	Male.	Female.	Total.	Male.	Female.	Total.	Male.	Female.	Total.	Male.	Female.
1	2	3	4	5	6	7	8	9	10	11	12	13
SUBURBS.	***900***	***531***	***429***	***559***	***321***	***238***	***361***	***195***	***166***	***40***	***15***	***25***
0—1 ...	35	18	17	35	18	17	...	...	...	...	...	...
1—2 ...	9	4	5	9	4	5	...	...	...	...	...	...
2—3 ...	18	5	13	18	5	13	...	...	...	...	...	...
3—4 ...	28	13	15	28	13	15	...	...	...	...	...	...
4—5 ...	18	9	9	18	9	9	...	...	...	...	...	...
0—5 ...	108	49	59	108	49	59	...	...	...	...	...	...
5—10 ...	108	51	57	108	51	57	...	...	...	...	...	...
10—15 ...	99	44	55	98	44	54	1	...	1	...	...	...
15—20 ...	69	28	41	45	18	27	13	...	13	1	...	1
20—25 ...	101	57	44	52	43	9	48	14	34	1	...	1
25—30 ...	130	78	52	60	46	14	67	31	36	3	1	2
30—35 ...	113	70	43	32	26	6	76	42	33	5	1	4
35—40 ...	92	63	29	21	18	3	67	43	24	4	2	2
40—45 ...	66	43	23	11	9	2	48	33	15	7	4	3
45—50 ...	34	22	12	10	7	3	18	13	5	6	2	4
50—55 ...	25	20	5	5	3	2	17	15	2	3	2	1
55—60 ...	8	3	5	3	1	2	3	2	1	2	...	2
60—65 ...	8	5	3	3	3	...	1	1	...	4	1	3
65—70 ...	1	...	1	...	...	...	...	...	...	1	...	1
70 and over	8	5	3	3	3	...	3	1	2	2	1	1

JEW.

Total ...	*1,920*	*934*	*986*	*1,038*	*570*	*468*	*693*	*538*	*355*	*169*	*26*	*143*
CALCUTTA.	*1,919*	*933*	*986*	*1,057*	*569*	*488*	*693*	*338*	*355*	*169*	*26*	*143*
0—1 ...	36	17	19	36	17	19	...	...	...	...	...	...
1—2 ...	33	16	17	33	16	17	...	...	...	...	...	...
2—3 ...	50	23	27	50	23	27	...	...	...	...	...	...
3—4 ...	41	24	17	41	24	17	...	...	...	...	...	...
4—5 ...	40	20	20	40	20	20	...	...	...	...	...	...
0—5 ...	200	100	100	200	100	100	...	...	...	...	...	...
5—10 ...	198	104	94	198	104	94	...	...	...	...	...	...
10—15 ...	233	117	116	230	117	113	3	...	3	...	...	...
15—20 ...	176	86	90	154	82	72	19	4	15	3	...	3
20—25 ...	198	91	107	124	77	47	71	13	58	3	1	2
25—30 ...	191	80	111	77	43	34	103	37	66	11	...	11
30—35 ...	152	73	79	35	17	18	107	52	55	10	4	6
35—40 ...	133	65	68	17	11	6	106	54	52	10	...	10
40—45 ...	109	57	52	9	6	3	77	49	28	23	2	21
45—50 ...	74	33	41	6	5	1	49	28	21	18	...	19
50—55 ...	77	32	45	3	...	3	54	27	27	20	2	18
55—60 ...	53	28	25	1	...	1	36	25	11	16	2	14
60—65 ...	68	31	37	1	...	1	38	26	12	19	4	15
65—70 ...	25	11	14	...	...	...	14	9	5	11	2	9
70 and over	42	25	17	2	2	...	16	14	2	24	9	15
SUBURBS.	*1*	*1*	...	*1*	*1*	...	.....	...	...	...	...	...
25—30 ...	1	1	...	1	1	...	.....	...	...	...	...	...

ANIMIST.

Total ...	*67*	*50*	*17*	*18*	*16*	*2*	*45*	*33*	*12*	*4*	*1*	*3*
CALCUTTA.	*56*	*39*	*17*	*16*	*14*	*2*	*36*	*24*	*12*	*4*	*1*	*3*
0—1 ...	1	1	...	1	1	...	...	...	...	...	...	...
1—2 ...	2	2	...	2	2	...	...	...	...	...	...	...
2—3 ...	1	1	...	1	1	...	...	...	...	...	...	...
3—4 ...	1	1	...	1	1	...	...	...	...	...	...	...
4—5 ...	2	2	...	2	2	...	...	...	...	...	...	...
0—5 ...	7	7	...	7	7	...	...	...	...	...	...	...
5—10 ...	4	2	2	4	2	2	...	...	...	...	...	...
10—15 ...	3	2	1	2	2	...	1	...	1	...	...	...
15—20 ...	3	2	1	1	1	...	2	1	1	...	...	...
20—25 ...	4	2	2	1	1	...	3	1	2	...	...	...
25—30 ...	5	2	3	...	...	...	4	2	2	1	...	1
30—35 ...	7	4	3	...	...	...	7	4	3	...	...	...
35—40 ...	8	6	2	1	1	...	7	5	2	...	...	...
40—45 ...	8	7	1	...	...	...	8	7	1	...	...	...
45—50 ...	1	1	...	...	...	...	1	1	...	...	...	...
50—55 ...	4	3	1	...	...	...	2	2	...	2	1	1
60—65 ...	1	1	...	...	...	...	1	1	...	...	...	...
70 and over	1	...	1	...	...	...	...	...	...	1	...	1

This content downloaded from 14.194.219.90 on Wed, 12 Jun 2024 09:45:45 +00:00
All use subject to https://about.jstor.org/terms

TABLE VII—AGE, SEX AND CIVIL CONDITION—*concluded.*

ANIMIST—*concluded.*

AGE.	POPULATION.			UNMARRIED.			MARRIED.			WIDOWED.		
	Total.	Male.	Female.	Total.	Male.	Female.	Total.	Male.	Female.	Total.	Male.	Female.
1	2	3	4	5	6	7	8	9	10	11	12	13
SUBURBS.	*11*	*11*	...	*2*	*2*	...	*9*	*9*	...	...	...	...
15—20 ...	1	1	...	1	1	...	...	...	...	...	...	...
20—25 ...	1	1	...	...	...	...	1	1	...	...	...	...
25—30 ...	2	2	...	1	1	...	1	1	...	...	...	...
30—35 ...	3	3	...	...	...	...	3	3	...	...	...	...
35—40 ...	1	1	...	...	...	...	1	1	...	...	...	...
40—45 ...	2	2	...	...	...	...	2	2	...	...	...	...
45—50 ...	1	1	...	...	...	...	1	1	...	...	...	...

CONFUCIAN.

Total ...	*1,047*	*899*	*148*	*268*	*214*	*54*	*759*	*674*	*85*	*20*	*11*	*9*
CALCUTTA	*1,033*	*891*	*142*	*262*	*212*	*50*	*751*	*668*	*83*	*20*	*11*	*9*
0—1 ...	6	5	1	6	5	1	...	...	...	...	...	...
1—2 ...	4	...	4	4	...	4	...	...	...	...	...	...
2—3 ...	10	4	6	10	4	6	...	...	...	...	...	...
3—4 ...	5	3	2	5	3	2	...	...	...	...	...	...
4—5 ...	10	3	7	10	3	7	...	...	...	...	...	...
0—5 ...	35	15	20	35	15	20	...	...	...	...	...	...
5—10 ...	33	13	20	29	12	17	4	1	3	...	...	...
10—15 ...	21	12	9	20	11	9	1	1	...	...	...	...
15—20 ...	40	34	6	30	26	4	10	8	2	...	...	...
20—25 ...	129	113	16	54	54	...	76	59	16	...	...	...
25—30 ...	187	162	25	36	36	...	151	126	25	...	...	...
30—35 ...	189	179	10	30	30	...	159	149	10	...	...	...
35—40 ...	146	135	11	13	13	...	132	120	12	1	...	1
40—45 ...	100	93	7	6	6	...	90	83	7	4	4	...
45—50 ...	39	35	4	1	1	...	36	34	2	2	...	2
50—55 ...	51	43	8	6	6	...	41	40	1	4	2	2
55—60 ...	27	24	3	1	1	...	24	22	2	2	1	1
60—65 ...	25	22	3	...	...	...	23	21	2	2	1	1
65—70 ...	3	2	1	...	...	...	2	1	1	1	1	...
70 and over	8	6	2	1	...	1	3	3	...	4	2	2
SUBURBS	*14*	*8*	*6*	*6*	*2*	*4*	*8*	*6*	*2*	...	...	...
0—1 ...	2	...	2	2	...	2	...	...	...	...	...	...
4—5 ...	1	...	1	1	...	1	...	...	...	...	...	...
0—5 ...	3	...	3	3	...	3	...	...	...	...	...	...
5—10 ...	1	...	1	1	...	1	...	...	...	...	...	...
15—20 ...	1	1	...	1	1	...	...	...	...	...	...	...
20—25 ...	3	3	...	1	1	...	2	2	...	...	...	...
25—30 ...	2	...	2	...	...	...	2	...	2	...	...	...
30—35 ...	2	2	...	...	...	...	2	2	...	...	...	...
35—40 ...	1	1	...	...	...	...	1	1	...	...	...	...
45—50 ...	1	1	...	...	...	...	1	1	...	...	...	...

This content downloaded from
14.194.219.90 on Wed, 12 Jun 2024 09:45:45 +00:00
All use subject to https://about.jstor.org/terms

Abstract of Table VII.

Town.	Age.	Population.			Unmarried.			Married.			Widowed.		
		Total.	Male.	Female.	Total.	Male.	Female.	Total.	Male.	Female.	Total.	Male.	Female.
1	2	3	4	5	6	7	8	9	10	11	12	13	14
CALCUTTA	ALL RELIGIONS	896,067	607,674	288,393	288,042	206,146	81,896	513,708	379,924	133,784	94,317	21,604	72,713
	0—5 ...	62,528	32,275	30,253	62,217	32,125	30,092	283	140	147	28	4	24
	5—10 ...	67,309	35,400	31,909	64,900	34,603	30,297	2,315	784	1,531	94	13	81
	10—15 ...	67,743	43,478	24,265	50,090	38,775	11,315	16,807	4,731	12,076	843	82	464
	15—20 ...	82,641	56,316	26,325	41,261	38,609	2,652	39,055	17,347	21,708	2,325	360	1,965
	20—40 ...	413,683	308,015	105,668	62,727	57,353	5,374	319,279	242,947	76,332	31,677	8,315	23,362
	40—60 ...	160,842	108,988	51,854	5,497	4,072	1,425	115,994	96,500	19,494	39,351	8,416	30,935
	60 and over ...	41,321	22,602	18,719	1,050	709	341	19,975	17,479	2,496	20,296	4,414	15,882
	HINDUS ...	604,853	404,528	200,325	187,502	135,438	52,364	344,330	253,604	90,726	72,721	15,486	57,235
	0—5	43,013	22,111	20,902	42,798	21,990	20,799	205	108	97	10	4	6
	5—10	45,931	24,189	21,742	44,291	23,691	20,600	1,578	489	1,089	62	9	53
	10—15	44,896	28,837	16,059	31,696	25,576	6,121	12,765	3,209	9,556	435	53	382
	15—20	55,841	37,553	18,288	26,227	25,482	745	27,733	11,807	15,926	1,881	204	1,677
	20—40	278,413	205,712	72,701	38,500	35,566	2,934	214,379	164,242	50,137	25,534	5,904	19,630
	40—60	109,765	72,129	37,636	3,620	2,038	1582	75,713	63,222	12,491	30,452	6,249	24,203
	60 and over ...	26,974	13,097	12,977	670	467	203	11,957	10,527	1,430	14,547	3,003	11,544
	MUSALMANS ...	241,587	173,785	67,802	73,746	54,214	19,532	149,899	114,448	35,451	17,942	5,123	12,819
	0— 5	15,272	7,938	7,334	15,183	7,892	7,291	71	36	35	18	...	18
	5—10	17,021	9,219	8,102	16,676	8,931	7,645	716	284	432	29	4	25
	10—15	18,505	12,463	6,042	14,494	10,963	3,531	3,909	1,473	2,436	102	27	75
	15—20	22,251	16,270	5,981	11,348	10,880	468	10,502	5,301	5,201	401	89	312
	20—40	113,271	88,581	24,690	16,200	14,714	486	92,856	71,739	21,117	5,215	2,128	3,087
	40—60	42,760	31,774	10,986	794	710	84	34,723	29,338	5,385	7,243	1,726	5,517
	60 and over ...	12,207	7,540	4,667	151	114	37	7,122	6,277	845	4,934	1,149	3,785
	CHRISTIANS ...	39,551	22,472	17,079	22,900	13,583	8,617	14,292	8,088	6,204	3,039	801	2,238
	0— 5	3,576	1,873	1,703	3,571	1,871	1,700	5	2	3	...	...	...
	5—10	3,402	1,675	1,727	3,384	1,666	1,718	15	9	6	3	...	3
	10—15	3,642	1,723	1,919	3,457	1,693	1,764	79	28	51	6	2	4
	15—20	3,565	1,841	1,724	3,015	1,768	1,247	521	71	450	29	2	27
	20—40	17,066	10,639	6,427	7,596	5,871	1,725	8,698	4,551	4,147	772	217	555
	40—60	6,647	3,889	2,758	969	605	364	4,291	2,924	1,367	1,387	360	1,027
	60 and over ...	1,753	832	921	208	109	99	683	503	180	862	229	642
COSSIPUR-CHITPUR.	ALL RELIGIONS	48,178	30,793	17,385	14,533	10,314	4,219	27,580	18,950	8,630	6,065	1,529	4,536
	0— 5	5,938	2,980	1,858	3,916	2,072	1,844	22	8	14	...	...	...
	5—10	4,136	2,181	1,954	3,897	2,119	1,778	228	59	169	10	3	7
	10—15	3,421	2,107	1,314	2,243	1,792	451	1,139	307	832	39	8	31
	15—20	3,802	2,327	1,475	1,501	1,432	69	2,167	872	1,295	144	23	121
	20—40	21,661	15,106	6,555	2,719	2,665	54	16,942	11,873	5,069	2,030	568	1,462
	40—60	8,722	5,617	3,105	209	190	19	5,968	4,845	1,123	2,545	582	1,963
	60—70	2,499	1,375	1,124	48	44	4	1,124	986	138	1,527	345	982
	HINDUS ...	34,432	22,142	12,290	10,284	7,499	2,785	19,209	13,453	5,756	4,939	1,190	3,749
	0— 5	2,658	1,384	1,254	2,625	1,379	1,246	13	5	8	0	...	...
	5—10	2,717	1,402	1,315	2,590	1,377	1213	123	25	98	4	...	4
	10—15	2,307	1,436	871	1,516	1,265	251	759	166	594	32	6	26
	15—20	2,834	1,785	1,049	1,174	1,137	37	1,636	633	1002	125	15	110
	20—40	15,879	11,215	4,664	2,195	2,168	27	12,016	8,631	3,385	1,668	416	1,252
	40—60	6,240	3,944	2,296	146	138	8	4,028	3,332	696	2,066	474	1,592
	60—70	1,817	976	841	38	35	3	735	662	73	1,044	279	765
	MUSALMANS ...	13,057	8,294	4,743	3,849	2,655	1,214	8,081	5,329	2,752	1,107	330	777
	0— 5	1,210	654	556	1,201	651	550	9	3	6	...	...	...
	5—10	1,351	754	577	1,220	717	503	105	34	71	6	3	3
	10—15	1,044	656	388	668	512	156	379	142	237	7	2	5
	15—20	921	528	393	292	283	9	612	238	374	17	7	10
	20—40	5,471	3,700	1,771	424	421	3	4,720	3,130	1,590	327	149	178
	40—60	2,386	1,608	778	48	46	2	1,868	1,459	409	470	103	367
	60—70	674	394	280	6	5	1	388	323	65	280	66	214
MANICKTOLLAH.	ALL RELIGIONS	53,767	31,735	22,032	16,854	11,457	5,397	28,949	18,586	10,363	7,964	1,712	6,272
	0— 5	4,727	2,378	2,349	4,714	2,376	2,338	13	2	11	...	...	...
	5—10	5,101	2,961	2,140	4,861	2,616	2,245	236	44	192	4	1	3
	10—15	4,326	2,620	1,706	2,987	2,382	605	1,312	256	1,056	47	3	45
	15—20	4,464	2,544	1,920	1,733	1,678	55	2,507	832	1,675	224	34	190
	20—40	21,482	13,489	7,993	2,206	2,137	69	16,654	10,808	5,846	2,622	544	2,078
	40—60	10,398	6,381	4,017	304	228	76	6,857	5,338	1,519	3,257	715	2,542
	60—70	3,269	1,662	1,607	49	40	9	1,390	1,296	184	1,850	416	1,434
	HINDUS ...	32,921	19,797	13,124	9,846	7,008	2,838	17,031	11,564	5,467	6,044	1,225	4,819
	0— 5	2,594	1,291	1,303	2,589	1,291	1,298	5	...	5	...	...	...
	5—10	2,697	1,384	1,313	2,664	1,383	1,201	131	20	111	2	1	1
	10—15	2,483	1,557	926	1,665	1,407	258	758	129	629	40	1	39
	15—20	2,847	1,689	1,158	1,180	1,158	22	1,489	308	951	178	23	155
	20—40	13,775	8,967	4,808	1,622	1,580	42	10,006	7,003	3,003	2,147	384	1,763
	40—60	6,580	3,988	2,592	194	181	13	3,927	3,268	659	2,469	539	1,920
	60—70	1,965	941	1,024	32	28	4	715	636	79	1,218	277	941
	MUSALMANS ...	20,656	11,800	8,856	6,870	4,330	2,546	11,858	6,990	4,868	1,922	480	1,442
	0— 5	2,116	1,078	1,036	2,108	1,076	1,032	8	2	6	...	...	...
	5—10	2,381	1,254	1,127	2,274	1,230	1,044	105	24	81	2	...	2
	10—15	1,831	1,054	777	1,270	926	344	554	127	427	7	1	6
	15—20	1,606	849	757	548	514	32	1,014	324	690	46	11	35
	20—40	7,631	4,470	3,161	560	534	26	6,606	3,780	2,825	466	156	310
	40—60	3,793	2,378	1,415	102	39	63	2,900	2,165	735	791	174	617
	60—70	1,298	717	581	16	11	5	672	568	104	610	138	472

This content downloaded from
14.194.219.90 on Wed, 12 Jun 2024 09:45:45 +00:00
All use subject to https://about.jstor.org/terms

Abstract of Table VII—*concluded.*

Town.	Age.	Population.			Unmarried.			Married.			Widowed.		
		Total.	Male.	Female.	Total.	Male.	Female.	Total.	Male.	Female.	Total.	Male.	Female.
1	2	3	4	5	6	7	8	9	10	11	12	13	14
Garden Reach.	**ALL RELIGIONS**	***45,295***	***27,665***	***17,630***	***13,730***	***10,664***	***5,065***	***25,072***	***15,934***	***9,138***	***4,494***	***1,067***	***3,427***
	0—5	4,348	2,187	2,159	4,333	2,181	2,152	13	6	7	...	...	...
	5—10	4,373	2,250	2,123	4,243	2,244	1,999	124	6	118	6	...	6
	10—15	3,873	2,375	1,498	2,777	2,156	621	1,049	219	830	47	9	38
	15—20	4,053	2,310	1,743	1,590	1,516	74	2,355	769	1,586	108	25	83
	20—40	19,713	13,059	6,654	2,602	2,411	191	15,682	10,178	5,504	1,528	469	1,059
	40—60	7,093	4,468	2,625	161	136	25	5,056	3,965	1,091	1,876	368	1,511
	60—70	1,845	1,017	828	23	18	5	893	800	93	929	199	730
	HINDUS ...	***21,286***	***14,022***	***7,264***	***6,604***	***4,866***	***1,738***	***12,369***	***8,620***	***3,749***	***2,313***	***536***	***1,777***
	0—5	1,647	826	821	1,642	823	819	5	3	2	...	...	...
	5—10	1,816	853	763	1,544	852	692	67	1	66	5	...	5
	10—15	1,551	994	557	1,029	878	151	496	113	383	26	3	23
	15—20	1,948	1,225	723	848	835	13	1,027	379	648	73	11	62
	20—40	10,189	7,284	2,905	1,427	1,374	53	7,892	5,682	2,210	870	228	642
	40—60	3,510	2,378	1,132	108	97	9	2,485	2,081	404	919	200	719
	60—70	825	462	363	8	7	1	397	361	36	420	94	326
	MUSALMANS ...	***23,706***	***13,404***	***10,302***	***9,000***	***5,698***	***3,302***	***12,536***	***7,180***	***5,356***	***2,170***	***526***	***1,644***
	0—5	2,681	1,355	1,326	2,673	1,352	1,321	8	3	5	...	...	...
	5—10	2,753	1,394	1,359	2,695	1,389	1,306	57	5	52	1	...	1
	10—15	2,319	1,378	941	1,745	1,275	470	553	97	456	21	6	15
	15—20	2,087	1,074	1,013	736	678	57	1,317	352	965	35	14	21
	20—40	9,316	5,604	3,712	1,089	959	130	7,573	4,406	3,167	654	289	415
	40—60	3,537	2,049	1,488	49	35	14	2,536	1,851	685	952	163	789
	60—70	1,013	550	463	14	10	4	492	436	56	507	104	403

This content downloaded from
14.194.219.90 on Wed, 12 Jun 2024 09:45:45 +00:00
All use subject to https://about.jstor.org/terms

TABLE VIII.

EDUCATION.

THIS table shows the extent of literacy amongst the total population and for each religion returned. The test of literacy adopted at the census was the ability to *both* read and write a letter, people, of whatever age, who could write a letter to a friend and read the answer to it being entered as literate, and those who could not as illiterate.

In order to distinguish between Indian Christians and other Christians, such as Europeans, Armenians and Anglo-Indians, statistics of literacy and literacy in English for these two classes are given below :—

AGE.	INDIAN CHRISTIANS.						CHRISTIANS OTHER THAN INDIANS.					
	LITERATE.			LITERATE IN ENGLISH.			LITERATE.			LITERATE IN ENGLISH		
	Total.	M.	F.	Total.	M.	F.	Total.	M.	F.	Total.	M.	F.
1	2	3	4	5	6	7	8	9	10	11	12	13
CALCUTTA	***6,368***	***3,694***	***2,674***	***3,917***	***2,429***	***1,488***	***25,324***	***14,777***	***10,547***	***24,932***	***14,536***	***10,396***
0—10 ...	495	216	279	244	115	129	2,220	1,220	1,000	2,177	1,190	981
10—15 ...	992	425	569	620	293	327	2,160	1,081	1,079	2,139	1,072	1,067
15—20 ...	883	452	431	507	267	240	2,226	1,116	1,110	2,197	1,101	1,096
20 and over	3,998	2,603	1,395	2,546	1,749	797	18,718	11,360	7,358	18,419	11,167	7,252
SUBURBS.	***207***	***78***	***129***	***86***	***53***	***33***	***825***	***533***	***292***	***817***	***532***	***285***
0—10 ...	29	3	26	1	1	...	29	17	12	29	17	12
10—15 ...	50	13	37	15	2	13	31	15	16	31	15	16
15—20 ...	21	5	16	11	3	8	23	9	14	21	9	12
20 and over	107	57	50	59	47	12	442	292	150	436	291	145

This content downloaded from
14.194.219.90 on Wed, 12 Jun 2024 09:45:45 +00:00
All use subject to https://about.jstor.org/terms

TABLE VIII—EDUCATION.

ALL RELIGIONS.

Ages.	POPULATION.			LITERATE.			ILLITERATE.			LITERATE IN ENGLISH.		
	Total.	Male.	Female.	Total.	Male.	Female.	Total.	Male.	Female.	Total.	Male.	Female.
1	2	3	4	5	6	7	8	9	10	11	12	13
Total ...	1,043,307	697,867	345,440	310,965	260,645	50,320	732,342	437,222	295,120	134,103	117,648	16,455
CALCUTTA.	896,067	607,673	288,393	287,867	240,432	47,435	608,200	367,242	240,958	127,234	111,131	16,103
0—10 ...	129,837	67,675	62,162	15,204	10,330	4,874	114,633	57,345	57,288	5,202	3,819	1,383
10—15 ...	67,743	43,478	24,265	25,937	19,301	6,636	41,806	24,177	17,629	12,568	10,497	2,071
15—20 ...	82,641	56,316	26,325	33,322	29,470	3,852	49,319	29,846	19,473	15,983	13,941	2,042
20 and over ...	615,846	440,205	175,641	213,404	184,331	29,073	402,442	255,874	146,568	93,481	82,874	10,607
SUBURBS.	147,240	90,193	57,047	23,098	20,213	2,885	124,142	69,980	54,162	6,959	6,517	442
0—10 ...	26,620	13,737	12,883	1,054	761	293	25,566	12,976	12,590	151	118	33
10—15 ...	11,620	7,102	4,518	2,139	1,737	402	9,481	5,365	4,116	638	581	57
15—20 ...	12,319	7,181	5,138	2,518	2,032	486	9,801	5,149	4,652	659	595	64
20 and over	96,681	62,173	34,508	17,387	15,683	1,704	79,294	46,490	32,804	5,511	5,223	288

HINDU.

Total ...	693,402	460,489	233,003	226,495	194,249	32,246	466,907	266,240	200,757	91,413	88,325	3,088
CALCUTTA.	604,853	404,728	200,325	203,972	178,861	30,111	395,881	225,867	170,214	85,734	82,838	2,896
0—10 ...	88,944	46,300	42,644	11,196	7,954	3,242	77,748	38,346	39,402	2,468	2,286	182
10—15 ...	44,896	28,837	16,059	19,433	15,061	4,372	25,463	13,776	11,687	8,640	8,212	428
15—20 ...	55,841	37,553	18,288	25,063	20,383	4,680	30,778	17,170	13,608	11,593	11,112	481
20 and over	415,172	291,838	123,334	153,280	135,463	17,817	261,892	156,575	105,517	63,033	61,228	1,805
SUBURBS.	88,639	55,961	32,678	17,523	15,388	2,135	71,116	40,373	30,743	5,679	5,487	193
0—10 ...	13,909	7,140	6,769	812	587	225	13,097	6,553	6,544	110	91	19
10—15 ...	6,321	3,967	2,354	1,576	1,300	276	4,742	2,667	2,075	518	405	23
15—20 ...	7,629	4,699	2,930	1,979	1,604	375	5,650	3,095	2,555	739	702	37
20 and over	60,780	40,155	20,625	13,153	11,897	1,256	47,627	28,268	19,369	4,312	4,199	113

BRAHMO.

Total ...	1,500	790	710	1,307	681	626	253	109	144	1,105	640	466
CALCUTTA.	1,429	774	655	1,287	671	616	242	103	139	1,091	651	440
0—10 ...	307	143	164	118	52	66	189	91	98	56	25	31
10—15 ...	201	85	116	195	82	113	6	3	3	178	78	100
15—20 ...	201	88	113	200	88	112	1	...	1	182	86	96
20 and over ...	820	458	362	774	449	325	46	9	37	675	442	233
SUBURBS.	31	16	15	20	10	10	11	6	5	15	9	6
0—10 ...	12	6	6	2	...	2	10	6	4	...	...	...
10—15 ...	5	2	3	5	2	3	...	...	...	4	2	2
15—20 ...	3	1	2	3	1	2	...	...	...	3	1	2
20 and over ...	11	7	4	10	7	3	1	...	1	8	6	2

SIKH.

Total ...	980	809	171	491	476	15	489	333	156	59	55	4
CALCUTTA.	932	769	163	472	457	15	460	312	148	58	54	4
0—10 ...	67	38	29	6	5	1	61	33	28	1	...	1
10—15 ...	39	25	14	19	18	1	20	7	13	2	1	1
15—20 ...	76	55	21	28	26	2	48	29	19	4	4	...
20 and over ...	750	651	99	419	408	11	331	243	88	51	49	2
SUBURBS.	48	40	8	19	19	...	29	21	8	1	1	...
0—10 ...	2	...	2	...	...	...	2	...	2	...	...	...
10—15 ...	1	1	...	...	...	...	1	1	...	...	...	...
20 and over ...	45	39	6	19	19	...	26	20	6	1	1	...

This content downloaded from
14.194.219.90 on Wed, 12 Jun 2024 09:45:45 +00:00
All use subject to https://about.jstor.org/terms

TABLE VIII—EDUCATION—*continued.*

JAIN.

Age.	Population.			Literate.			Illiterate.			Literate in English.		
	Total.	Male.	Female.	Total.	Male.	Female.	Total.	Male.	Female.	Total.	Male.	Female.
1	2	3	4	5	6	7	8	9	10	11	12	13
Total ...	1,813	1,365	448	1,103	1,041	62	710	324	386	189	187	2
CALCUTTA.	1,707	1,333	444	1,089	1 050	39	708	323	385	184	182	2
0—10 ...	199	106	93	24	19	5	175	87	88	5	5	...
10—15 ...	151	119	32	93	88	5	58	31	27	26	26	...
15—20 ...	241	197	44	177	167	10	64	30	34	36	35	1
20 and over	1,208	931	275	795	756	39	411	175	236	117	116	1
SUBURBS.	16	12	4	14	11	3	2	1	1	5	5	...
0—10 ...	3	1	2	1	...	1	2	1	1	...	...	...
10—15 ...	3	1	2	3	1	2	...	...	...	...	...	...
20 and over	10	10	...	10	10	...	...	...	...	5	5	...

BUDDHIST.

Total ...	2,401	1,950	511	1,253	1,100	153	1,208	850	358	247	214	33
CALCUTTA.	2,343	1,837	506	1,152	1,002	150	1,191	835	356	245	213	32
0—10 ...	192	108	84	16	13	3	176	95	81	6	5	1
10—15 ...	107	73	34	54	42	12	53	31	22	27	21	6
15—20 ...	206	168	38	117	93	24	89	75	14	31	26	5
20 and over	1,838	1,488	350	965	854	111	873	634	239	181	161	20
SUBURBS.	118	113	5	101	98	3	17	15	2	2	1	1
0—10 ...	2	1	1	...	...	...	2	1	1	...	...	...
15—20 ...	9	9	...	9	9	...	...	...	...	...	...	...
20 and over	107	103	4	92	89	3	15	14	1	2	1	1

ZOROASTRIAN (PARSI).

Total ...	470	295	175	387	257	130	83	38	45	317	223	94
CALCUTTA.	467	293	174	380	250	130	81	37	44	316	222	94
0—10 ...	80	34	46	25	9	16	55	25	30	16	6	10
10—15 ...	45	22	23	39	20	19	6	2	4	33	19	14
15—20 ...	41	22	19	38	21	17	3	1	2	34	19	15
20 and over	301	215	86	284	200	78	17	9	8	228	178	50
SUBURBS.	3	2	1	1	1	...	2	1	1	1	1	...
20 and over	3	2	1	1	1	...	2	1	1	1	1	...

MUSALMAN.

Total ...	208,086	207,283	91,703	45,709	42,909	2,800	253,187	164,374	88,813	10,211	10,005	206
CALCUTTA.	241,587	173,785	67,802	41,120	38,643	2,477	200,467	135,142	65,325	9,549	9,378	187
0—10 ...	32,893	17,157	15,436	1,001	786	215	31,892	16,371	15,521	143	131	12
10—15 ...	16,505	12,443	4,062	2,730	2,376	354	13,775	10,067	3,708	704	676	28
15—20 ...	22,251	16,270	5,981	4,420	4,038	382	17,831	12,232	5,599	1,251	1,218	33
20 and over	168,238	127,805	40,345	32,969	31,443	1,526	135 269	96,482	38,917	7,451	7,353	108
SUBURBS ...	57,399	33,498	23,901	4,679	4,266	413	52,720	29,232	23,488	659	627	32
0—10 ...	12,472	6,489	5,983	181	154	27	12,291	6,335	5,956	11	9	2
10—15 ...	5,194	3,068	2,126	474	407	67	4,720	2,661	2,059	70	67	3
15—20 ...	4,614	2,451	2,163	479	402	77	4,135	2,049	2,086	85	80	5
20 and over	35,119	21,470	13,649	3,545	3,303	242	31,574	18,167	13,407	486	471	15

This content downloaded from
14.194.219.90 on Wed, 12 Jun 2024 09:45:45 +00:00
All use subject to https://about.jstor.org/terms

TABLE VIII—EDUCATION—*concluded.*

CHRISTIAN.

AGE.	POPULATION.			LITERATE.			ILLITERATE.			LITERATE IN ENGLISH.		
	Total.	Male.	Female.	Total.	Male.	Female.	Total.	Male.	Female.	Total.	Male.	Female.
1	2	3	4	5	6	7	8	9	10	11	12	13
Total ...	*40,511*	*23,003*	*17,508*	*32,424*	*18,882*	*13,542*	*8,087*	*4,121*	*3,966*	*29,452*	*17,350*	*12,102*
CALCUTTA	*39,551*	*22,472*	*17,079*	*31,692*	*18,471*	*13,221*	*7,859*	*4,001*	*3,858*	*28,849*	*16,965*	*11,884*
0—10 ...	6,978	3,548	3,430	2,715	1,436	1,279	4,263	2,112	2,151	2,421	1,311	1,110
10—15 ...	3,542	1,723	1,819	3,152	1,504	1,648	390	219	171	2,759	1,370	1,389
15—20 ...	3,565	1,841	1,724	3,109	1,568	1,541	456	273	183	2,704	1,368	1,336
20 and over	25,466	15,360	10,106	22,716	13,963	8,753	2,750	1,397	1,353	20,965	12,916	8,049
SUBURBS ...	*960*	*531*	*429*	*732*	*411*	*321*	*228*	*120*	*108*	*603*	*385*	*218*
0—10 ...	216	100	116	58	20	38	158	80	78	30	18	12
10—15 ...	99	44	55	81	28	53	18	16	2	46	17	29
15—20 ...	59	18	41	44	14	30	15	4	11	32	12	20
20 and over	586	369	217	549	249	300	37	20	17	495	338	157

JEW.

Total ...	*1,920*	*934*	*986*	*1,331*	*693*	*638*	*589*	*239*	*350*	*1,153*	*671*	*542*
CALCUTTA	*1,919*	*933*	*986*	*1,330*	*694*	*636*	*589*	*239*	*350*	*1,152*	*610*	*542*
0—10 ...	382	204	178	99	54	45	289	150	139	83	49	34
10—15 ...	323	117	206	213	103	110	20	14	6	192	94	98
15—20 ...	186	86	100	158	77	81	18	9	9	146	73	73
20 and over	1,112	526	586	860	460	400	252	66	186	731	394	337
SUBURBS ...	*1*	*1*	...	*1*	*1*	...	...	...	...	*1*	*1*	...
20 and over	1	1	...	1	1	...	...	...	...	1	1	...

ANIMIST.

Total ...	*67*	*50*	*17*	...	...	...	*67*	*50*	*17*	...	...	...
CALCUTTA	*56*	*39*	*17*	...	...	...	*56*	*39*	*17*	...	...	...
0—10 ...	11	9	2	...	...	...	11	9	2	...	...	...
10—15 ...	3	2	1	...	...	...	3	2	1	...	...	...
15—20 ...	3	2	1	...	...	...	3	2	1	...	...	...
20 and over	39	26	13	...	...	...	39	26	13	...	...	...
SUBURBS ...	*11*	*11*	...	...	...	...	*11*	*11*	...	...	...	...
15—20 ...	1	1	...	...	...	...	1	1	...	...	...	...
20 and over	10	10	...	...	...	...	10	10	...	...	...	...

CONFUCIAN.

Total ...	*1,047*	*899*	*148*	*373*	*353*	*20*	*672*	*544*	*128*	*46*	*38*	*8*
CALCUTTA	*1,033*	*891*	*142*	*367*	*347*	*20*	*666*	*544*	*122*	*46*	*38*	*8*
0—10 ...	68	28	40	4	2	2	64	26	38	3	1	2
10—15 ...	21	12	9	9	7	2	12	5	7	2	...	2
15—20 ...	40	34	6	12	9	3	28	25	3	2	...	2
20 and over	904	817	87	342	329	13	562	489	74	39	37	2
SUBURBS ...	*14*	*8*	*6*	*6*	*6*	...	*6*	...	*6*	...	...	...
0—10 ...	4	...	4	...	...	...	4	...	4	...	...	...
15—20 ...	1	1	...	1	1	...	...	...	...	...	...	...
20 and over	9	7	2	7	7	...	2	...	2	...	...	...

This content downloaded from
14.194.219.90 on Wed, 12 Jun 2024 09:45:45 +00:00
All use subject to https://about.jstor.org/terms

TABLE IX.

EDUCATION BY SELECTED CASTES AND RACES.

This table repeats the information given in Table VIII in respect of education with the difference that, whereas in that table the population is distributed by age and religion, it is here arranged according to caste or race. Moreover, in Table VIII the whole population is dealt with and separate statistics are given for Calcutta and the suburban municipalities, but this table refers only to selected castes and races in Calcutta and the suburbs taken together.

This content downloaded from
14.194.219.90 on Wed, 12 Jun 2024 09:45:45 +00:00
All use subject to https://about.jstor.org/terms

TABLE IX.—Education by selected Castes and Races.

Caste or Race.	Religion.	Total.			Literate.			Illiterate.			Literate in English.		
		Total.	Male.	Female.	Total.	Male.	Female.	Total.	Male.	Female.	Total.	Male.	Female.
1	2	3	4	5	6	7	8	9	10	11	12	13	14
Agarwala	Hindu ...	10,916	6,979	3,937	4,532	4,378	154	6,384	2,601	3,783	479	469	10
Anglo-Indian ...	Christian	14,469	7,064	7,405	12,173	5,972	6,201	2,296	1,092	1,204	11,961	5,906	6,055
Armenian	Do. ...	832	493	339	741	463	278	91	30	61	717	453	264
Bagdi	Hindu ...	9,032	4,303	4,729	677	638	39	8,355	3,665	4,690	134	130	4
Baidya	Do. ...	8,587	5,216	3,371	5,921	4,281	1,640	2,666	935	1,731	3,627	3,378	249
Baishnab	Do. ...	16,621	7,101	9,520	2,815	2,288	527	13,806	4,813	8,993	646	613	33
Brahman	Do. ...	107,009	73,246	33,853	61,276	52,256	9,020	45,823	20,990	24,833	28,981	28,062	919
Brahmo	Brahmo ...	1,560	790	770	1,307	681	626	253	109	144	1,106	640	466
Chamar	Hindu ...	33,791	25,367	8,354	1,494	1,466	28	32,227	23,901	8,326	72	72	...
Chasi Kaibartta ...	Do. ...	31,961	19,561	12,400	7,224	6,667	557	24,737	12,894	11,843	2,020	1,977	43
Dhoba	Do. ...	10,428	6,528	3,900	828	754	74	9,600	6,074	3,526	240	237	3
Dom	Do. ...	5,940	3,411	2,529	188	184	4	5,752	3,227	2,525	7	7	...
Dosadh	Do. ...	10,100	7,162	2,938	612	568	44	9,488	6,594	2,894	75	73	2
Gandhabanik ...	Do. ...	7,636	4,539	3,097	3,422	2,966	456	4,214	1,573	2,641	1,133	1,090	43
Goala	Do. ...	31,446	23,909	7,537	5,424	4,985	439	26,022	18,924	7,098	1,099	1,054	45
Hajjam	Do. ...	465	403	62	87	67	...	398	336	62	11	11	...
Jaliya Kaibartta ...	Do. ...	3,800	2,057	1,743	521	459	62	3,279	1,598	1,681	82	76	6
Jew	Jew ...	1,920	934	986	1,331	695	636	589	239	350	1,153	611	542
Kahar	Hindu ...	24,003	19,140	4,863	2,787	2,710	57	21,238	16,430	4,806	251	248	3
Kaman	Do. ...	7,941	4,710	3,231	2,480	2,147	333	5,461	2,563	2,898	671	653	18
Kansari	Do. ...	4,497	2,315	2,182	1,597	1,426	171	2,900	889	2,011	644	630	14
Kaoba	Do. ...	4,512	2,325	2,187	195	178	17	4,317	2,147	2,170	16	16	...
Kayasth	Do. ...	86,644	54,458	32,186	51,673	41,110	10,563	34,971	13,348	21,623	27,880	26,718	1,162
Khatri	Do. ...	3,892	2,932	960	1,586	1,460	126	2,306	1,472	834	387	377	10
Mali	Do. ...	1,717	1,171	546	486	437	49	1,231	734	497	144	136	8
Mayra	Do. ...	6,617	4,604	2,013	2,079	1,857	222	4,538	2,747	1,791	523	500	23
Muchi	Do. ...	12,497	9,738	3,359	540	524	16	11,957	8,614	3,343	114	113	1
Napit	Do. ...	12,585	8,294	4,291	2,825	2,514	311	9,760	5,780	3,980	728	716	12
Oswal	Do. ...	2,083	1,571	512	1,136	1,122	14	947	449	498	126	126	...
Pathan	Musalman	31,014	16,141	4,873	4,531	4,285	246	16,483	11,856	4,627	1,087	1,071	16
Rajput	Hindu ...	14,287	11,695	2,392	5,269	5,057	212	9,018	6,838	2,180	936	918	18
Sadgop	Do. ...	13,901	7,838	6,063	5,480	4,751	729	8,421	3,087	5,334	2,290	2,244	46
Saiyad	Musalman	7,246	5,246	2,000	2,247	2,014	233	4,999	3,232	1,767	787	774	13
Sheikh	Do. ...	256,835	175,837	80,998	32,167	30,189	1,978	224,668	145,648	79,020	6,753	6,613	140
Sonar	Hindu ...	2,283	1,584	699	415	390	25	1,868	1,194	674	74	74	...
Subarnabanik ...	Do. ...	28,140	15,587	12,553	12,660	10,602	2,058	15,480	4,985	10,495	6,110	5,981	129
Sunri	Do. ...	4,844	3,250	1,594	2,089	1,945	144	2,755	1,305	1,450	739	724	15
Sutradhar	Do. ...	6,336	3,659	2,677	1,726	1,436	290	4,610	2,229	2,381	653	643	10
Swarnakar	Do. ...	2,491	1,458	1,033	692	598	94	1,799	860	939	171	161	10
Tambuli	Do. ...	3,128	1,877	1,251	1,448	1,336	112	1,680	541	1,139	506	494	12
Tanti	Do. ...	21,473	11,358	10,115	6,349	5,222	1,127	15,124	6,136	8,988	2,828	2,746	82
Teli	Do. ...	17,909	12,388	5,521	5,326	4,885	441	12,583	7,503	5,080	1,576	1,525	51

This content downloaded from
14.194.219.90 on Wed, 12 Jun 2024 09:45:45 +00:00
All use subject to https://about.jstor.org/terms

TABLE X.

LANGUAGE.

In this table the languages returned at the census are arranged under the following headings:—

A.—Languages of India.

B.—Asiatic and African languages foreign to India.

C.—European languages.

This content downloaded from
14.194.219.90 on Wed, 12 Jun 2024 09:45:45 +00:00
All use subject to https://about.jstor.org/terms

TABLE X.—LANGUAGE.

	CALCUTTA WITH SUBURBS.			CALCUTTA.			SUBURBS.		
	Total.	Male.	Female	Total.	Male.	Female.	Total.	Male.	Female.
1	2	3	4	5	6	7	8	9	10
TOTAL	***1,043,307***	***697,867***	***345,440***	***896,067***	***607,074***	***288,393***	***147,240***	***90,193***	***57,047***
(A) Languages of India	***1,008,865***	***676,961***	***331,904***	***862,405***	***587,292***	***275,113***	***146,460***	***89,669***	***56,791***
Andamanese	7	4	3	7	4	3	...	...	...
Assamese	56	45	11	46	36	10	10	9	1
Bengali	512,579	305,501	209,078	439,467	264,983	174,484	73,112	39,518	33,594
Bhotia (Tibetan)	72	44	28	72	44	28	...	...	...
Burmese	179	120	59	177	119	58	2	1	1
Canarese	1	1	...	1	1	...	...	...	...
Coonee (Konkani)	298	280	18	298	280	18	...	...	...
Gujarati	2,802	2,045	757	2,784	2,033	751	18	12	6
Hindi	365,239	272,446	92,893	304,776	231,793	72,983	60,563	40,653	19,910
Kachchi	135	75	60	135	75	60	...	...	...
Kashmiri	25	25	...	25	25	...	...	...	...
Khasi	21	13	8	21	13	8	...	...	...
Lepcha	3	1	2	3	1	2	...	...	...
Malayalam	150	138	12	140	131	9	10	7	3
Marathi	225	126	99	212	119	93	13	7	6
Marwari	8,998	6,056	2,942	8,968	6,027	2,941	30	29	1
Mundari	28	13	15	28	13	15	...	...	...
Nepali (Khaskura)	512	396	116	507	393	114	5	3	2
Oraon	62	42	20	38	22	16	24	20	4
Oriya	41,153	38,074	3,079	36,372	33,823	2,549	4,781	4,251	530
Panjabi	1,743	1,484	259	1,732	1,473	259	11	11	...
Pashto	624	555	69	500	462	38	124	93	31
Santali	75	59	16	75	59	16	...	...	...
Siamese	6	6	...	6	6	...	...	...	...
Sindhi	44	42	2	44	42	2	...	...	...
Tamil	1,701	912	789	1,617	869	748	84	43	41
Telugu	1,469	1,019	450	1,188	795	393	281	224	57
Urdu	70,538	48,419	22,119	63,166	43,651	19,515	7,302	4,788	2,604
(B) Asiatic and African languages foreign to India.	***5,076***	***3,393***	***1,683***	***4,915***	***3,247***	***1,668***	***161***	***146***	***15***
Arabic	656	349	307	650	343	307	6	6	...
Armenian	307	224	83	294	214	80	13	10	...
Chinese	2,611	2,224	387	2,483	2,106	377	128	118	10
Hebrew	602	310	292	602	310	292	...	...	...
Japanese	93	25	68	93	25	68	...	...	...
Persian	791	247	544	779	237	542	12	10	2
Singhalese	6	6	...	4	4	...	2	2	...
Swahili (Zanzibari)	5	5	...	5	5	...	...	...	...
Turkish	5	3	2	5	3	2	...	...	...
(C) European languages	***29,366***	***17,513***	***11,853***	***28,747***	***17,135***	***11,612***	***619***	***378***	***241***
Danish	1	1	...	1	1	...	...	...	...
Dutch	25	22	3	25	22	3	...	...	...
English	28,430	16,783	11,647	27,833	16,421	11,412	597	362	235
French	110	59	51	105	56	49	5	3	2
German	312	257	55	312	257	55	...	...	...
Greek	80	72	8	64	60	4	16	12	4
Italian	82	65	17	82	65	17	...	...	...
Norwegian	5	3	2	5	3	2	...	...	...
Polish	1	...	1	1	...	1	...	...	...
Portuguese	254	225	29	253	224	29	1	1	...
Roumanian	7	3	4	7	3	4	...	...	...
Russian	46	13	33	46	13	33	...	...	...
Spanish	4	4	...	4	4	...	...	...	...
Swedish	9	6	3	9	6	3	...	...	...

This content downloaded from
14.194.219.90 on Wed, 12 Jun 2024 09:45:45 +00:00
All use subject to https://about.jstor.org/terms

TABLE XI.

BIRTHPLACE.

This table contains statistics of birthplace for all the persons enumerated in Calcutta and the Suburbs. In the appendices to this table statistics are given of the castes, ages and occupations of immigrants from those districts, which contribute most largely to the population.

This content downloaded from
14.194.219.90 on Wed, 12 Jun 2024 09:45:45 +00:00
All use subject to https://about.jstor.org/terms

TABLE XI.—BIRTHPLACE.

BORN IN—	ENUMERATED IN—								
	CALCUTTA WITH SUBURBS.			CALCUTTA.			SUBURBS.		
	Total.	Male.	Female.	Total.	Male.	Female.	Total.	Male.	Female.
1	2	3	4	5	6	7	8	9	10
TOTAL POPULATION	**1,043,307**	**697,867**	**345,440**	**896,067**	**607,674**	**288,393**	**147,240**	**90,193**	**57,047**
A. INDIA	**1,029,827**	**687,365**	**342,462**	**883,063**	**597,567**	**285,496**	**146,764**	**89,798**	**56,966**
I. BENGAL	**630,810**	**369,778**	**261,032**	**539,374**	**319,573**	**219,801**	**91,436**	**50,205**	**41,231**
(i) *British Territory*	**626,874**	**367,177**	**259,697**	**535,449**	**316,979**	**218,470**	**91,425**	**50,198**	**41,227**
BURDWAN DIVISION	**137,893**	**89,790**	**48,103**	**121,489**	**80,408**	**41,081**	**16,404**	**9,382**	**7,022**
Burdwan	23,071	13,779	9,292	21,368	12,964	8,404	1,703	815	888
Birbhum	1,556	973	583	1,471	926	545	85	47	38
Bankura	6,856	4,421	2,435	6,454	4,213	2,241	402	208	194
Midnapore	34,869	21,873	12,996	28,713	18,513	10,200	6,156	3,360	2,796
Hooghly	52,708	37,041	16,667	48,032	33,413	14,619	5,676	3,628	2,048
Howrah	17,833	11,703	6,130	15,451	10,439	5,012	2,382	1,264	1,118
PRESIDENCY DIVISION	**445,357**	**242,369**	**202,988**	**374,286**	**204,055**	**170,231**	**71,071**	**38,314**	**32,757**
24-Parganas	120,939	65,558	55,381	88,372	47,793	40,579	32,567	17,765	14,802
Calcutta	290,720	154,454	136,266	256,719	136,549	120,170	34,001	17,905	16,096
Nadia	16,672	10,624	6,048	14,825	9,638	5,287	1,747	986	761
Murshidabad	4,853	2,790	2,063	4,403	2,556	1,847	450	234	216
Jessore	8,668	6,622	2,046	7,206	5,631	1,575	1,462	991	471
Khulna	3,505	2,321	1,184	2,661	1,888	773	844	433	411
RAJSHAHI DIVISION	**3,813**	**2,897**	**916**	**3,572**	**2,741**	**831**	**241**	**156**	**85**
Rajshahi	490	302	188	468	291	177	22	11	11
Dinajpur	282	235	47	261	222	39	21	13	8
Jalpaiguri	48	34	14	43	32	11	5	2	3
Darjeeling	422	239	183	407	226	181	15	13	2
Rangpur	283	170	113	262	157	105	21	13	8
Bogra	109	87	22	108	86	22	1	1	...
Pabna	1,290	1,010	280	1,188	951	237	102	59	43
Malda	889	820	69	835	776	59	54	44	10
DACCA DIVISION	**31,376**	**24,210**	**7,166**	**27,866**	**22,006**	**5,860**	**3,510**	**2,204**	**1,306**
Dacca	18,051	14,231	3,820	16,574	13,240	3,334	1,477	991	86
Mymensingh	2,706	2,311	395	2,515	2,195	320	191	116	75
Faridpur	7,084	5,299	1,785	5,953	4,573	1,380	1,131	726	405
Backergunge	3,535	2,369	1,166	2,824	1,998	826	711	371	340
CHITTAGONG DIVISION	**8,435**	**7,911**	**524**	**8,236**	**7,769**	**467**	**199**	**142**	**57**
Tippera	1,377	1,179	198	1,298	1,114	182	81	65	16
Noakhali	3,309	3,231	78	3,248	3,191	57	61	40	21
Chittagong	3,728	3,493	235	3,671	3,456	215	57	37	20
Chittagong Hill Tracts	21	8	13	21	8	13	...	...	...
(ii) *Feudatory States*	**202**	**97**	**105**	**199**	**95**	**104**	**3**	**2**	**1**
Cooch Behar	202	97	105	199	95	104	3	2	1
BENGAL UNSPECIFIED	**3,734**	2,504	1,230	**3,726**	2,499	1,227	**8**	5	3
II. OTHER PARTS OF INDIA	**399,017**	**317,587**	**81,430**	**343,689**	**277,994**	**65,695**	**55,328**	**39,593**	**15,735**
(a) PROVINCES AND STATES ADJACENT TO BENGAL.	**236,210**	**196,134**	**40,076**	**210,150**	**177,319**	**32,831**	**26,060**	**18,815**	**7,245**
(i) BRITISH TERRITORY	**236,136**	**196,071**	**40,065**	**210,082**	**177,262**	**32,820**	**26,054**	**18,809**	**7,245**
Assam	5,071	4,356	715	4,986	4,291	695	85	65	20
Bihar and Orissa	230,400	191,350	39,050	204,446	172,612	31,834	25,954	18,738	7,216
Burma	665	365	300	650	359	291	15	6	9
(ii) FEUDATORY STATES	**74**	**63**	**11**	**68**	**57**	**11**	**6**	**6**	...
Assam State	30	22	8	27	19	8	3	3	...
Bihar and Orissa States	41	40	1	38	37	1	3	3	...
Sikkim	3	1	2	3	1	2	...	...	...
(b) OTHER PROVINCES AND STATES IN INDIA.	**161,699**	**120,578**	**41,121**	**132,449**	**99,807**	**32,642**	**29,250**	**20,771**	**8,479**
(i) BRITISH TERRITORY	**136,025**	**102,852**	**33,173**	**107,309**	**82,528**	**24,781**	**28,716**	**20,324**	**8,392**
Ajmer and Merwara	167	118	49	153	105	48	14	13	1
Andaman and Nicobars	43	24	19	36	20	16	7	4	3
Baluchistan (districts and administered territories).	30	17	13	20	12	8	10	5	5
Bombay (including Aden)	3,404	2,339	1,065	3,243	2,228	1,015	161	111	50
Central Provinces and Berar	2,973	1,818	1,155	2,535	1,560	975	438	258	180
Madras (including Laccadives)	3,252	2,084	1,168	2,944	1,891	1,053	308	193	115
North-West Frontier Province (districts and administered territories).	550	482	68	482	421	61	68	61	7
Punjab	8,604	6,705	1,899	8,261	6,418	1,843	343	287	56
United Provinces	117,002	89,265	27,737	89,635	69,873	19,762	27,367	19,392	7,975

This content downloaded from
14.194.219.90 on Wed, 12 Jun 2024 09:45:45 +00:00
All use subject to https://about.jstor.org/terms

TABLE XI.—Birthplace.—*concluded.*

Born in—	Enumerated in— Calcutta with suburbs.			Calcutta.			Suburbs.		
	Total.	Male.	Female.	Total.	Male.	Female.	Total.	Male.	Female.
1	2	3	4	5	6	7	8	9	10
(d) Feudatory States	*25,674*	*17,726*	*7,948*	*25,140*	*17,279*	*7,861*	*534*	*447*	*87*
Baluchistan (Agency Tracts) ...	11	...	11	11	...	11	...	...	...
Baroda	66	51	15	66	51	15	...	...	...
Bombay States	1,887	1,422	465	1,887	1,422	465	...	...	...
Central Provinces States	131	70	61	131	70	61	...	...	...
Central India Agency	1,368	1,196	202	1,234	1,060	174	134	106	28
Hyderabad	22	3	19	22	3	19	...	...	...
Kashmir	206	172	34	203	171	32	3	1	2
Madras (including Cochin and Travancore).	71	48	23	70	47	23	1	1	...
Cochin	33	24	9	33	24	9	...	...	...
Travancore	38	24	14	37	23	14	1	1	...
Mysore	195	114	81	194	113	81	1	1	...
Punjab States	389	327	62	374	318	56	15	9	6
Rajputana Agency	21,288	14,305	6,983	20,888	13,976	6,912	380	329	51
United Provinces States	60	48	12	60	48	12	...	...	...
(e) French Settlements ...	464	256	208	447	230	197	17	6	11
Portuguese Settlements	644	619	25	643	618	25	1	1	...
B. Other Asiatic Countries	*5,008*	*4,084*	*924*	*4,791*	*3,887*	*904*	*217*	*197*	*20*
Afghanistan	596	533	63	542	484	58	54	49	5
Arabia	362	243	119	357	238	119	5	5	...
Bhutan	1	...	1	1	...	1	...	...	...
Ceylon	86	55	31	81	51	30	5	4	1
China	2,473	2,142	331	2,349	2,026	323	124	116	8
Chinese Turkistan	2	1	1	...	...	...	2	1	1
Hongkong	36	30	6	36	30	6	...	...	...
Japan	116	29	87	116	29	87	...	...	...
Maldives	22	22	...	22	22	...	...	...	...
Nepal	768	640	128	758	632	126	10	8	2
Persia	319	258	61	306	248	58	16	13	3
Siam	7	7	...	7	7	...	...	...	...
Straits Settlements and Malaya ...	69	43	26	68	42	26	...	...	...
Tibet	33	27	6	33	27	6	...	...	...
Turkey in Asia	118	54	64	118	54	64	...	...	...
C. Europe	*7,860*	*6,023*	*1,837*	*7,630*	*5,850*	*1,780*	*230*	*173*	*57*
United Kingdom	6,778	5,277	1,501	6,571	5,121	1,450	207	156	51
England and Wales	*5,233*	*4,097*	*1,136*	*5,111*	*4,007*	*1,104*	*122*	*90*	*32*
Scotland	*1,114*	*885*	*229*	*1,034*	*824*	*210*	*80*	*61*	*19*
Ireland	*429*	*294*	*135*	*424*	*289*	*135*	*5*	*5*	...
Channel Islands and Isle of Man	*2*	*1*	*1*	*2*	*1*	*1*	...	...	...
Austria-Hungary	144	97	47	142	96	46	2	1	1
Belgium	53	44	9	53	44	9	...	...	...
Denmark	11	9	2	10	8	2	1	1	...
France	118	72	46	114	70	44	4	2	2
Germany	266	214	52	256	214	42	...	...	...
Gibraltar	7	4	3	7	4	3	...	...	...
Greece	68	58	10	60	51	9	8	7	1
Holland	34	32	2	34	32	2	...	...	...
Italy	95	57	38	95	57	38	...	...	...
Malta	16	8	8	16	8	8	...	...	...
Norway	6	3	3	6	3	3	...	...	...
Sweden	23	18	5	23	18	5	...	...	...
Portugal	10	9	1	10	9	1	...	...	...
Roumania	5	2	3	5	2	3	...	...	...
Russia	112	34	78	112	34	78	...	...	...
Spain	19	11	8	19	11	8	...	...	...
Switzerland	46	33	13	46	33	13	...	...	...
Turkey in Europe	59	41	18	51	35	16	8	6	2
D. Africa	*156*	*113*	*43*	*140*	*97*	*43*	*16*	*16*	...
Cape Colony	2	1	1	2	1	1	...	...	...
Egypt	22	17	5	21	16	5	1	1	...
Mauritius	40	28	12	39	27	12	1	1	...
Natal	31	20	11	19	8	11	12	12	...
St. Helena	2	2	...	2	2	...	...	...	...
Zanzibar	12	7	5	12	7	5	...	...	...
Africa (unspecified)	47	38	9	45	36	9	2	2	...
E. America	*216*	*129*	*94*	*204*	*114*	*90*	*12*	*8*	*4*
British Guiana	5	2	3	2	2	...	3	...	3
Canada	33	12	21	32	11	21	1	1	...
West India Islands	16	13	3	15	12	3	1	1	...
Newfoundland	1	1	...	1	1	...	...	...	...
United States	9	4	5	9	4	5	...	...	...
America (unspecified)	152	90	62	145	84	61	7	6	1
F. Australasia	*209*	*143*	*66*	*208*	*142*	*66*	*1*	*1*	...
Australia	150	87	63	150	87	63	...	...	...
Java	32	32	...	32	32	...	...	...	...
Manilla	2	2	...	2	2	...	...	...	...
New Zealand	21	19	2	20	18	2	1	1	...
Phillipines	4	3	1	4	3	1	...	...	...
G. At sea	*31*	*17*	*14*	*31*	*17*	*14*	...	...	...

This content downloaded from 14.194.219.90 on Wed, 12 Jun 2024 09:45:45 +00:00
All use subject to https://about.jstor.org/terms

APPENDIX A TO

AGE AND OCCUPATIONS OF

Cal

Born in	Caste.	Total number of Immigrants.			Age.					
					0—15.		15—40.		40 and over.	
		Total.	Male.	Female.	Male.	Female.	Male.	Female.	Male.	Female.
1	2	3	4	5	6	7	8	9	10	11
Azamgarh.	Brahman ...	470	415	55	33	7	301	40	81	8
	Chamar ...	1,843	1,557	286	127	44	1,072	187	358	55
	Dhobi ...	215	192	23	10	4	129	14	53	5
	Goala ...	571	523	48	33	8	403	26	97	14
	Kahar ...	733	610	123	57	24	401	73	152	26
	Rajput ...	411	368	43	18	6	280	38	70	9
	Others ...	1,216	941	275	105	47	624	159	212	69
	Total ...	*5,459*	*4,606*	*855*	*375*	*140*	*3,210*	*527*	*1,025*	*186*
Balasore.	Brahman ...	1,620	1,545	75	115	9	1,091	37	339	29
	Chasi Kaibartta.	306	299	7	8	1	223	3	68	3
	Dhobi ...	245	240	5	17	2	174	3	49	
	Goala ...	1,408	1,361	47	48	2	990	23	323	22
	Kayasth ...	1,261	1,178	83	73	14	860	40	246	29
	Khandait ...	2,275	2,236	39	65	3	1,784	23	407	13
	Tanti	423	409	14	19	1	322	9	68	4
	Teli	298	283	15	7	0	203	14	53	15
	Others ...	838	702	136	55	30	487	57	160	49
	Total ...	*8,674*	*8,233*	*441*	*406*	*71*	*6,114*	*209*	*1,713*	*161*
Bankura.	Brahman ...	1,623	1,317	306	78	40	947	161	292	105
	Kayasth ...	815	596	219	52	32	391	103	153	84
	Sadgop ...	330	206	124	20	4	141	58	45	62
	Subarnabanik	220	127	93	13	22	78	37	41	34
	Tanti ...	387	169	218	25	16	98	133	46	69
	Teli ...	327	119	208	12	12	87	102	20	94
	Others ...	1,372	705	667	80	56	494	342	191	209
	Total ...	*5,074*	*3,299*	*1,775*	*280*	*182*	*2,231*	*936*	*788*	*657*
Benares.	Agarwala ...	298	109	187	12	20	66	102	31	65
	Brahman ...	1,255	881	374	99	63	577	209	205	102
	Chamar ...	1,529	1,047	482	112	89	619	280	316	123
	Dhobi ...	334	231	103	35	10	124	39	72	25
	Goala ...	661	418	243	49	56	254	116	115	71
	Kayasth ...	346	157	189	25	47	83	95	49	47
	Kurmi ...	492	398	94	30	6	277	61	91	27
	Kahar ...	967	606	361	75	48	394	252	131	67
	Rajput ...	636	398	238	55	33	232	117	131	78
	Teli	239	149	90	26	14	96	45	37	31
	Others ...	976	670	306	88	45	387	171	195	90
	Total ...	*7,731*	*5,058*	*2,673*	*586*	*441*	*3,099*	*1,507*	*1,373*	*725*
Bikaner.	Agarwala ...	1,578	793	785	131	131	459	465	213	189
	Brahman ...	1,789	1,031	758	174	144	608	389	249	225
	Maheari ...	1,172	663	509	151	122	369	247	143	140
	Others ...	607	270	337	44	62	164	186	62	89
	Total ...	*5,146*	*2,757*	*2,389*	*490*	*459*	*1,600*	*1,287*	*667*	*643*
Burdwan.	Baishnab ...	884	359	525	53	47	194	233	112	245
	Baidya ...	415	270	145	58	37	162	72	50	36
	Brahman ...	3,462	2,444	1,018	256	183	1,513	439	675	376
	Chasi Kaibartta.	769	303	466	38	43	181	222	84	201
	Goala ...	615	201	414	28	39	115	194	64	181
	Gandhabanik	550	404	146	34	14	282	63	106	69
	Kayasth ...	2,238	1,431	807	247	115	1,079	367	595	322
	Muchi ...	248	206	43	39	5	88	23	59	12
	Napit ...	380	184	196	19	15	116	101	49	80
	Sadgop ...	1,223	596	627	51	45	382	300	163	234
	Subarnabanik	845	570	275	86	64	311	128	173	53
	Sunri ...	207	132	75	12	16	80	34	40	25
	Tanti ...	549	162	387	19	27	90	167	53	193
	Teli ...	611	306	305	25	28	197	131	84	146
	Others ...	728	414	314	59	42	250	164	105	108
	Total ...	*14,115*	*8,382*	*5,733*	*1,040*	*726*	*5,020*	*2,648*	*2,322*	*2,359*
Cuttack.	Baishnab ...	281	228	53	14	10	147	27	67	16
	Brahman ...	3,709	3,421	288	233	48	2,386	153	802	87
	Chasi Kaibartta.	441	388	53	23	6	285	37	80	10
	Dhobi ...	821	786	35	84	6	528	19	174	10
	Goala ...	4,316	4,127	189	205	20	3,021	110	1,001	59
	Kayasth ...	2,286	2,008	278	118	27	1,459	171	431	80
	Khandait ...	5,902	5,744	158	141	15	4,338	88	1,163	55
	Napit ...	668	619	49	34	7	438	26	153	16
	Rajput ...	856	829	27	45	4	568	19	216	4
	Tanti ...	355	328	27	14	2	264	16	50	7
	Teli ...	820	593	27	18	4	458	15	122	8
	Pathan ...	458	426	32	20	5	334	16	72	11
	Others ...	757	594	163	55	35	413	82	126	46
	Total ...	*21,370*	*19,991*	*1,379*	*999*	*189*	*14,533*	*781*	*4,489*	*409*

This content downloaded from
14.194.219.90 on Wed, 12 Jun 2024 09:45:45 +00:00
All use subject to https://about.jstor.org/terms

TABLE XI.

IMMIGRANTS FROM SELECTED AREAS.

cutta.

WORKERS.		DEPENDANTS.		OCCUPATIONS OF ACTUAL WORKERS.							
				TRADERS.		CLERKS.	GOVERNMENT SERVICE	DOMESTIC SERVICE.		WORK IN MILLS AND FACTORIES.	
Male.	Female.	Male.	Female.	Male.	Female.	Male.	Male.	Male.	Female.	Male.	Female.
13	13	14	15	16	17	18	19	20	21	22	23
389	15	26	40	40	4	13	8	32	2	36	2
1,437	95	120	191	25	6	...	21	177	7	67	10
180	3	12	20	1	...	2	...	9	...	1	...
500	15	23	33	31	...	3	1	46	6	10	...
659	43	51	80	60	...	...	2	247	31	20	5
348	9	30	34	32	4	7	18	41	1	3	...
848	56	98	219	146	9	43	8	110	17	22	8
4,256	*236*	*350*	*617*	*335*	*21*	*68*	*58*	*662*	*64*	*165*	*25*
1,485	17	60	58	162	2	21	5	616	7	25	...
293	5	6	2	60	2	1	...	34	3	6	...
232	2	8	3	3	...	...	...	1	...	3	...
1,339	26	32	21	93	4	1	2	504	12	30	...
1,088	38	30	45	166	4	33	13	173	10	11	...
2,198	21	38	15	224	2	4	12	199	6	51	5
401	9	8	5	14	2	1	...	49	2	5	...
253	9	10	26	28	...	1	...	5	5	4	...
604	46	38	90	71	3	13	10	133	18	20	1
7,953	*176*	*280*	*265*	*810*	*19*	*75*	*49*	*1,719*	*63*	*164*	*6*
1,144	88	173	318	264	5	105	18	419	51	8	...
480	75	116	144	155	6	113	29	58	46	7	...
169	98	37	26	56	5	14	1	37	63	5	1
113	19	14	74	60	1	6	3	4	13	...	...
145	181	24	37	52	10	5	4	30	109	8	2
105	153	14	55	44	7	5	...	15	83	1	...
693	332	72	275	105	14	12	1	138	175	39	2
2,849	*946*	*450*	*829*	*835*	*46*	*260*	*56*	*701*	*540*	*59*	*5*
85	17	24	170	61	3	5	...	5	5	1	...
758	110	123	264	140	17	52	12	63	20	27	3
951	122	96	360	10	5	4	5	230	17	51	8
191	51	40	52	...	...	2	...	7	...	1	...
364	78	54	170	52	7	2	...	84	35	14	...
121	31	36	158	31	4	17	11	16	11	...	...
360	22	38	72	65	3	...	...	60	7	3	1
541	91	59	276	110	11	4	5	282	63	7	1
352	55	46	183	121	10	12	1	91	13	2	...
119	29	30	61	80	9	1	...	3	10	...	...
587	81	83	225	135	12	12	14	74	26	16	4
4,429	*682*	*629*	*1,991*	*808*	*81*	*111*	*48*	*855*	*207*	*122*	*17*
608	16	185	771	551	3	14	2	5	7	...	...
844	95	187	663	398	4	66	9	143	43	1	1
489	17	174	492	419	4	21	...	6	7	...	...
227	89	43	248	113	5	6	2	17	35	3	...
2,168	*215*	*589*	*2,174*	*1,481*	*16*	*107*	*6*	*171*	*99*	*4*	*1*
366	345	53	180	33	16	6	...	31	135	2	2
151	14	119	131	19	...	39	19	2	6	...	...
1,918	221	526	747	525	11	442	100	231	119	21	...
270	336	33	330	54	26	9	5	30	104	22	2
181	233	20	181	34	15	5	1	57	113	...	1
358	67	46	79	278	8	25	2	8	37	4	...
1,383	280	438	527	438	12	361	83	76	156	13	...
203	8	3	35	11	...	...	...	...	5	...	...
162	115	22	81	29	5	9	4	13	48	...	...
512	434	64	193	339	30	60	4	47	242	10	...
451	48	119	227	265	2	51	16	37	29	1	...
108	8	24	67	26	...	5	1	8	3	2	...
135	283	27	104	52	13	4	1	19	178	8	...
257	201	49	104	158	21	23	6	11	106	5	...
337	91	77	223	113	6	16	13	47	34	3	...
6,749	*2,724*	*1,640*	*3,009*	*2,472*	*155*	*1,063*	*255*	*588*	*1,405*	*86*	*9*
214	28	14	25	19	1	...	1	24	4	30	...
3,126	87	295	201	223	4	23	7	1,604	31	54	...
374	33	14	20	58	1	9	1	58	20	13	...
736	13	30	22	2	...	...	...	5	1	...	...
3,999	99	128	90	162	10	4	12	2,151	43	93	...
1,878	119	133	159	229	10	93	33	354	66	112	...
5,630	85	114	73	239	11	8	17	530	32	296	1
599	19	20	30	43	2	2	5	265	7	22	...
807	14	22	3	37	3	3	38	76	4	126	...
320	19	8	8	13	1	1	1	93	6	5	...
573	10	20	17	49	...	4	4	35	4	26	...
307	9	19	23	28	1	3	4	97	2	2	...
551	44	43	113	64	3	5	14	135	25	29	2
19,111	*579*	*880*	*800*	*1,166*	*47*	*434*	*130*	*5,427*	*252*	*840*	*3*

F

This content downloaded from
14.194.219.90 on Wed, 12 Jun 2024 09:45:45 +00:00
All use subject to https://about.jstor.org/terms

APPENDIX A TO

AGE AND OCCUPATIONS OF

Cal

OCCUPATIONS OF

BORN IN	CASTE.	DAY LABOURERS OR COOLIES.		BEGGARS.		PROSTITUTES.	CARTERS.	WORK IN DOCKS AND SHIPS.		PRIESTS.	
		Male.	Female.	Male.	Female.	Female.	Male.	Male.	Female.	Male.	Female.
		24	25	26	27	28	29	30	31	32	33
Azamgarh.	Brahman ...	59	1	12	1	4	4	14	...	10	...
	Chamar ...	470	61	6	5	...	424	36	1	...	...
	Dhobi ...	1	...	1	...	...	...	4	...	...	...
	Goala ...	377	4	2	...	2	27	28	...	...	...
	Kahar ...	101	2	4	2	2	14	3	...	...	...
	Rajput ...	33	...	...	...	1	7	3	...	...	...
	Others ...	202	12	16	2	...	25	35	...	...	...
	Total ...	*1,143*	*80*	*41*	*10*	*9*	*501*	*123*	*1*	*10*	...
Balasore.	Brahman ...	226	...	30	2	4	...	50	...	171	...
	Chasi Kaibartta.	100	...	...	...	...	...	29	...	...	...
	Dhobi ...	16	...	...	...	...	...	1	...	...	...
	Goala ...	239	...	3	1	1	1	24	...	...	...
	Kayasth ...	397	...	2	1	13	1	80	...	...	...
	Khandait ...	1,091	2	8	...	4	4	337	1	...	...
	Tanti ...	105	1	1	...	4	...	101	...	...	...
	Teli ...	102	...	...	2	4	1	21	...	...	...
	Others ...	142	1	17	4	14	5	28	...	...	...
	Total ...	*2,588*	*4*	*121*	*10*	*41*	*12*	*671*	*1*	*171*	...
Bankura.	Brahman ...	3	...	2	1	14	...	...	...	90	10
	Kayasth ...	6	...	...	...	13	...	1	...	...	...
	Sadgop ...	8	1	1	1	22	2	...	...	...	...
	Subarnabsnik	...	...	1	...	2	...	...	...	...	...
	Tanti ...	8	2	1	1	45	...	1	...	...	...
	Teli ...	4	2	1	2	48	1	1	...	...	...
	Others ...	42	6	12	13	97	5	3	...	...	...
	Total ...	*71*	*11*	*18*	*18*	*246*	*8*	*6*	...	*90*	*10*
Bemgee.	Agarwala ...	1	...	...	2	5	...	...	...	...	...
	Brahman ...	21	1	23	18	35	50	8	...	70	2
	Chamar ...	253	71	5	5	...	204	22	7	...	...
	Dhobi ...	10	1	...	...	...	...	10	...	...	...
	Goala ...	55	8	2	4	12	35	2	...	...	...
	Kayasth ...	3	...	1	1	12	2	2	...	...	...
	Kurmi ...	121	2	1	1	4	31	6	...	...	...
	Kahar ...	37	2	4	2	10	21	1	...	...	...
	Rajput ...	12	1	3	1	21	10	...	...	...	...
	Teli ...	14	...	...	1	6	11	...	...	...	...
	Others ...	61	12	11	4	7	16	14	...	...	...
	Total ...	*588*	*98*	*50*	*39*	*112*	*390*	*65*	*7*	*70*	*2*
Bikaner.	Agarwala ...	...	...	...	...	1	...	...	...	...	...
	Brahman ...	7	...	12	17	11	...	...	...	150	6
	Maheswi ...	1	...	...	...	...	...	...	...	...	...
	Others ...	6	13	2	...	24	2	...	...	...	...
	Total ...	*14*	*13*	*14*	*17*	*36*	*2*	...	...	*150*	*6*
Burdwan.	Baishnab ...	4	2	110	82	114	...	...	...	...	...
	Baidya ...	...	...	...	...	3	...	2	...	...	...
	Brahman ...	5	...	10	19	72	...	2	1	104	1
	Chasi Kaibartta.	19	...	8	5	92	19	33	...	...	...
	Goala ...	4	1	1	1	66	4	...	...	...	...
	Gandhabanik	3	...	...	2	13	...	...	...	...	...
	Kayasth ...	10	...	6	4	87	12	1	...	...	...
	Muchi ...	...	...	...	2	...	...	...	...	...	...
	Napit ...	1	...	1	1	31	...	...	...	...	...
	Sadgop ...	28	2	4	5	122	1	...	...	...	...
	Subarnabanik	1	...	1	...	8	...	...	...	...	...
	Sunri ...	...	...	...	...	5	...	...	...	...	...
	Tanti ...	4	2	3	6	69	...	...	...	...	...
	Teli ...	7	1	2	3	52	...	2	...	...	...
	Others ...	30	2	...	11	24	6	4	...	...	...
	Total ...	*125*	*10*	*146*	*110*	*758*	*45*	*44*	*1*	*104*	*1*
Cuttack.	Baishnab ...	57	...	25	1	21	2	...	...	...	...
	Brahman ...	431	1	154	3	31	1	61	...	309	...
	Chasi Kaibartta.	124	1	1	...	10	...	17	...	...	...
	Dhobi ...	78	...	...	...	...	...	...	...	...	...
	Goala ...	404	3	10	1	28	48	18	...	...	...
	Kayasth ...	625	4	7	1	28	...	34	...	...	...
	Khandait ...	2,713	1	14	3	24	14	98	1	...	...
	Napit ...	74	...	4	...	8	2	11	...	...	...
	Rajput ...	153	...	1	2	2	1	12	...	...	...
	Tanti ...	122	2	...	1	8	...	18	...	...	...
	Teli ...	364	...	2	...	4	2	20	...	...	...
	Pathan ...	52	2	1	1	3	1	25	...	...	...
	Others ...	119	2	9	5	3	8	11	...	...	...
	Total ...	*5,316*	*16*	*228*	*18*	*170*	*79*	*325*	*1*	*309*	...

This content downloaded from
14.194.219.90 on Wed, 12 Jun 2024 09:45:45 +00:00
All use subject to https://about.jstor.org/terms

TABLE XI—*continued.*

IMMIGRANTS FROM SELECTED AREAS—*continued.*

cutta—continued.

ACTUAL WORKERS.

DARWANS.	COBBLERS AND SHOEMAKERS.		WASHERMEN.		MILKMEN.		BARBERS.		OTHERS.	
Male.	Male.	Female.	Male.	Female.	Male.	Female.	Male.	Female.	Male.	Female.
34	35	36	37	38	39	40	41	42	43	44
66	...	...	...	...	...	...	...	...	95	1
...	104	1	...	...	...	...	...	...	107	6
...	...	...	160	3	...	...	...	...	1	...
...	...	...	...	...	12	1	...	...	63	2
...	...	...	...	...	...	...	...	...	108	1
110	...	...	...	...	...	...	...	...	94	3
20	5	...	...	...	...	...	28	...	177	6
196	*109*	*1*	*160*	*3*	*12*	*1*	*28*	*2*	*645*	*19*
12	...	...	...	...	...	...	...	...	107	2
...	...	...	...	...	...	...	...	...	73	...
...	...	...	192	2	133	6	...	...	16	...
...	...	...	...	...	...	...	...	...	245	2
...	...	...	...	...	...	...	...	...	210	10
...	...	...	...	...	...	...	...	...	268	4
...	...	...	...	...	...	...	...	...	85	...
...	...	...	...	...	...	...	...	...	28	1
4	4	...	...	...	...	...	46	...	102	5
16	*4*	...	*192*	*2*	*133*	*6*	*46*	...	*1,174*	*24*
10	...	...	...	...	...	...	...	...	225	7
...	...	...	...	...	...	...	...	...	111	7
...	...	...	...	...	...	...	...	...	45	5
...	...	...	...	...	...	...	...	...	30	3
...	...	...	...	...	...	...	...	...	94	12
...	...	...	...	...	...	...	...	...	33	11
10	35	1	21	1	7	4	43	6	136	13
20	*35*	*1*	*21*	*1*	*7*	*4*	*43*	*6*	*616*	*58*
116	...	...	...	...	...	...	...	...	12	2
...	20	...	...	...	...	...	...	...	176	14
...	...	...	154	50	...	...	...	...	147	9
...	...	...	...	...	79	6	...	...	7	...
...	...	...	...	...	...	...	...	...	39	1
...	...	...	...	...	...	...	...	...	55	3
...	...	...	...	...	...	...	...	...	63	4
57	...	...	...	...	...	...	...	...	70	2
...	...	...	...	...	...	...	...	...	103	9
1	20	...	...	...	...	...	...	...	10	3
174	*40*	...	*154*	*50*	*79*	*6*	*68*	*11*	*807*	*52*
...	...	...	...	...	...	...	...	...	36	3
34	...	...	...	...	...	...	...	...	31	13
14	3	2	1	2	...	...	5	3	42	6
48	*3*	*2*	*1*	*2*	...	...	*5*	*3*	53	5
...	...	...	...	...	...	...	...	...	*162*	*27*
...	...	...	...	...	...	...	...	...	120	24
...	...	...	...	...	...	...	...	...	70	5
10	...	...	...	...	...	...	...	...	468	38
...	...	...	...	...	...	...	...	...	71	17
...	...	...	...	...	49	24	...	...	26	12
...	...	...	...	...	...	...	...	...	35	8
...	189	...	...	...	...	...	...	...	393	21
...	...	...	...	...	...	...	71	24	3	1
...	...	...	...	...	...	...	...	...	29	6
...	...	...	...	...	...	...	...	...	110	29
...	...	...	...	...	...	...	...	...	111	9
...	...	...	...	...	...	...	...	...	70	...
...	...	...	...	...	...	...	...	...	48	15
...	...	...	...	...	...	...	...	...	44	18
1	1	...	12	10	...	...	...	...	80	4
11	*190*	...	*12*	*10*	*49*	*24*	*71*	*24*	*1,681*	*207*
...	...	...	...	...	...	...	...	...	56	1
15	...	...	...	...	...	...	...	...	239	17
...	...	...	...	...	...	...	...	...	94	1
...	...	...	629	12	...	...	...	...	22	...
...	...	...	...	...	306	8	...	...	791	6
...	...	...	...	...	...	...	...	...	419	10
...	...	...	...	...	...	...	...	...	1,571*	5
...	...	...	...	...	...	...	114	...	57	2
100	...	...	...	...	...	...	...	...	260	3
...	...	...	...	...	...	...	...	...	67	1
8	...	...	...	...	...	...	...	...	68	2
...	1	...	...	...	...	...	...	...	157	1
...	...	...	...	...	...	...	...	...	153	4
123	*1*	...	*629*	*12*	*306*	*8*	*114*	...	*3,984**	*52*

* Includes 788 gardeners.

This content downloaded from
14.194.219.90 on Wed, 12 Jun 2024 09:45:45 +00:00
All use subject to https://about.jstor.org/terms

APPENDIX A TO

AGE AND OCCUPATIONS OF

Cal

BORN IN	CASTE.	TOTAL NUMBER OF IMMIGRANTS.			AGE.					
					0–15.		15–40.		40 and over.	
		Total.	Male.	Female.	Male.	Female.	Male.	Female.	Male.	Female.
1	2	3	4	5	6	7	8	9	10	11
Dacca.	Baidya ...	868	570	287	83	64	370	149	126	74
	Brahman ...	2,179	1,639	540	230	112	1,005	283	404	145
	Kayasth ...	3,764	2,757	997	376	202	1,798	511	623	254
	Sunri ...	327	275	52	25	11	174	80	76	11
	Teli ...	521	357	164	45	30	231	83	81	51
	Pathan ...	1,363	1,244	119	137	40	841	68	266	11
	Saiyad ...	233	205	28	18	6	149	16	38	6
	Others. ...	1,279	886	393	134	91	555	212	197	90
	Total ...	*10,532*	*7,982*	*2,550*	*1,048*	*556*	*5,123*	*1,352*	*1,811*	*642*
Darbhanga.	Brahman ...	404	242	162	13	43	188	82	41	37
	Chamar ...	369	343	26	29	5	242	16	72	5
	Dosadh ...	267	259	8	11	...	185	6	63	2
	Goala ...	289	268	21	12	2	212	14	44	5
	Kurmi ...	489	464	25	23	3	335	13	106	9
	Kahar ...	322	307	15	22	...	224	11	61	4
	Muchi ...	255	237	18	17	3	141	8	79	7
	Teli ...	308	294	14	18	...	194	10	87	4
	Jolaha ...	306	298	8	4	1	205	6	89	1
	Others ...	693	495	198	36	17	340	102	115	49
	Total ...	*3,702*	*3,207*	*495*	*180*	*104*	*2,272*	*268*	*755*	*123*
Ghazipur.	Brahman ...	514	363	151	25	20	270	78	68	53
	Chamar ...	1,273	815	458	129	98	482	239	204	121
	Goala ...	247	194	53	14	9	147	31	33	13
	Kahar ...	448	356	92	43	12	225	54	88	26
	Muchi ...	283	200	83	42	15	121	45	37	23
	Rajput ...	222	198	24	11	2	146	43	41	9
	Jolaha ...	484	263	221	42	38	116	105	105	78
	Pathan ...	986	865	121	74	23	611	60	180	36
	Others ...	721	512	209	65	42	333	103	114	64
	Total ...	*5,178*	*3,766*	*1,412*	*445*	*261*	*2,451*	*728*	*870*	*423*
Gaya.	Brahman ...	1,051	821	230	81	60	518	113	222	57
	Chamar ...	2,424	2,019	405	292	82	1,332	217	485	106
	Dosadh ...	1,187	982	205	80	23	671	169	231	73
	Dhobi ...	368	263	105	32	22	146	61	55	22
	Kayasth ...	527	295	232	54	60	186	110	55	62
	Kurmi ...	928	743	185	73	29	464	97	206	59
	Kahar ...	7,487	6,070	1,417	496	243	3,868	797	1,707	377
	Muchi ...	1,385	970	415	101	59	608	273	261	83
	Napit ...	768	665	103	45	18	463	66	157	19
	Rajput ...	398	300	98	18	12	208	56	74	30
	Tanti ...	223	202	21	29	2	112	11	61	8
	Teli ...	1,029	808	221	85	40	493	125	230	56
	Jolaha ...	876	715	161	99	25	433	89	178	47
	Pathan ...	1,237	1,077	160	104	16	710	85	263	59
	Saiyad ...	310	267	43	33	5	153	23	83	10
	Others ...	445	286	159	32	24	175	72	79	63
	Total ...	*20,643*	*16,483*	*4,160*	*1,563*	*720*	*10,544*	*2,309*	*4,376*	*1,131*
Hooghly.	Baishnab ...	668	197	471	35	44	99	229	63	198
	Baidya ...	501	287	214	50	57	149	86	88	71
	Brahman ...	7,972	5,124	2,848	812	597	2,948	1,351	1,370	900
	Chasi Kaibartta.	3,485	2,390	1,095	167	101	1,700	583	523	411
	Goala ...	1,551	999	552	120	57	588	284	291	211
	Gandhabanik	756	475	281	72	27	257	107	146	117
	Kayasth ...	6,231	4,004	2,227	660	437	2,204	1,016	1,140	774
	Napit ...	989	577	412	79	60	313	195	135	157
	Sadgop ...	1,854	1,235	619	129	75	765	282	341	263
	Sunri ...	363	277	76	17	4	171	39	89	33
	Subarnabanik	2,038	1,186	852	162	153	593	344	426	356
	Tanti ...	1,524	605	919	70	88	330	229	205	402
	Teli ...	2,109	1,450	659	128	97	907	296	415	266
	Pathan ...	330	300	30	28	4	190	13	92	13
	Others ...	1,015	679	336	96	73	410	157	173	106
	Total ...	*31,376*	*19,785*	*11,591*	*2,625*	*1,903*	*11,614*	*5,411*	*5,346*	*4,977*
Howrah.	Baishnab ...	254	80	174	12	19	55	88	15	67
	Brahman ...	2,644	1,508	1,136	286	272	897	552	345	312
	Chasi Kaibartta.	1,341	885	456	93	62	621	255	171	139
	Goala ...	336	247	89	34	8	150	45	69	30
	Gandhabanik	274	111	163	29	32	60	78	22	53
	Kayasth ...	1,954	1,174	780	184	169	727	401	263	210
	Napit ...	309	189	120	21	21	114	59	54	40
	Sadgop ...	380	231	149	31	22	149	93	51	45
	Subarnabanik	417	118	299	19	24	66	100	33	175
	Tanti ...	212	77	135	12	28	44	72	21	41
	Teli ...	292	159	133	19	32	111	59	29	53
	Others ...	837	507	330	68	87	319	178	120	65
	Total ...	*9,250*	*5,286*	*3,964*	*788*	*760*	*3,311*	*1,969*	*1,187*	*1,235*

This content downloaded from
14.194.219.90 on Wed, 12 Jun 2024 09:45:45 +00:00
All use subject to https://about.jstor.org/terms

TABLE XI—*continued*.

IMMIGRANTS FROM SELECTED AREAS—*continued*.

cutta—continued.

WORKERS.		DEPENDANTS.		OCCUPATIONS OF ACTUAL WORKERS.							
				TRADERS.		CLERKS.	GOVERNMENT SERVICE.	DOMESTIC SERVICE.		WORK IN MILLS OR FACTORIES.	
Male.	Female.	Male.	Female.	Male.	Female.	Male.	Male.	Male.	Female.	Male.	Female.
12	13	14	15	16	17	18	19	20	21	22	23
305	4	274	283	14	...	84	29	1	1	...	...
1,117	58	522	482	236	...	207	85	69	32	12	...
2,155	137	642	830	1,017	4	460	81	73	80	29	...
245	2	30	50	174	1	45	...	3	1	1	...
277	10	80	154	83	...	83	1	8	5	9	...
1,156	7	88	112	88	1	15	13	178	3	5	...
182	2	23	26	6	...	8	3	16	...	9	...
745	89	141	304	287	5	46	13	33	42	20	1
6,182	*309*	*1,800*	*2,241*	*1,905*	*11*	*1,038*	*225*	*401*	*164*	*85*	*1*
223	13	10	149	18	...	1	3	103	7	2	1
337	2	6	24	51	...	...	...	10	1	13	...
251	3	8	5	18	...	...	...	50	1	...	1
257	7	11	14	15	1	8	...	25	3	...	...
452	8	12	17	45	...	...	4	132	7	1	...
204	4	13	11	80	...	...	1	110	3	11	...
226	5	11	13	9	...	...	...	2	1	...	...
282	1	12	13	110	...	5	...	6	...	1	1
290	3	8	5	13	...	2	1	56	2	4	...
446	48	49	150	40	...	13	16	54	14	5	...
3,058	*94*	*149*	*401*	*399*	*1*	*29*	*25*	*438*	*30*	*34*	*3*
337	38	26	113	36	5	2	10	25	3	8	1
741	192	74	266	24	3	...	1	94	14	220	106
173	17	21	36	7	...	...	2	19	1	13	2
323	18	33	77	37	2	...	6	15	4	6	1
180	19	29	64	32	...	...	...	14	1	3	7
137	11	11	15	8	1	...	10	5	3	13	5
243	50	31	171	13	1	3	...	12	6	21	1
812	15	53	106	25	1	2	33	66	4	12	3
430	48	62	101	82	5	16	32	58	21	41	3
3,455	*403*	*331*	*1,009*	*264*	*18*	*23*	*84*	*445*	*59*	*341*	*127*
604	20	127	201	114	4	12	6	123	10	6	...
1,815	84	234	321	24	5	3	...	78	4	170	23
921	52	61	153	98	10	...	2	47	2	37	8
232	27	31	78	4	...	...	...	2	...	3	...
232	27	63	205	49	2	33	17	50	16	10	...
675	58	68	127	94	3	1	7	227	44	9	1
5,672	536	308	881	871	37	12	76	3,178	412	79	9
905	34	65	381	106	...	...	...	16	2	52	8
637	13	28	90	16	1	...	10	20	2	3	...
278	29	22	69	37	9	5	3	42	...	6	...
174	3	28	18	32	2	5	6	21	1	7	...
730	40	78	181	574	26	2	...	17	2	6	3
632	30	35	131	26	7	3	4	81	4	40	4
1,921	29	56	131	100	4	1	19	131	8	21	2
223	4	39	89	29	1	6	6	52	...	5	...
251	50	35	109	118	15	7	...	16	15	4	1
15,097	*1,045*	*1,386*	*3,115*	*2,301*	*126*	*89*	*156*	*4,101*	*550*	*457*	*59*
170	323	27	146	31	24	7	3	10	97	7	2
197	12	90	202	23	...	46	22	1	6	2	...
3,802	411	1,822	2,437	1,002	24	965	334	156	158	69	...
2,230	697	160	398	564	62	105	32	67	410	31	1
875	278	134	275	419	23	33	5	44	105	5	...
400	58	75	225	328	3	19	1	5	24	...	...
2,974	404	1,030	11,823	940	14	835	263	93	189	32	...
400	158	78	254	85	8	30	8	48	80	16	...
1,020	305	215	314	454	25	154	38	33	152	28	3
244	13	33	93	49	2	17	4	10	1	2	...
955	110	231	742	446	8	147	37	7	49	3	...
510	403	95	456	203	23	30	15	28	201	19	2
1,263	296	187	363	993	23	55	6	50	134	6	4
280	5	20	25	67	1	...	2	23	1	3	...
590	85	89	251	134	5	30	6	70	32	23	...
15,999	*3,618*	*3,786*	*7,973*	*5,828*	*245*	*2,413*	*773*	*651*	*1,688*	*296*	*12*
70	124	10	50	23	7	1	...	5	38	6	...
1,077	106	431	1,030	258	6	318	103	29	50	21	...
774	234	111	222	208	16	47	28	41	142	23	1
212	47	35	42	98	3	8	1	26	15	2	3
76	19	35	144	62	...	2	1	1	7	...	...
826	104	348	676	180	5	219	109	45	66	10	...
167	31	22	89	25	2	4	4	15	14	3	...
189	44	42	105	67	3	35	6	7	21	1	...
92	40	26	259	38	5	10	...	...	22	1	...
59	56	18	79	26	6	3	...	5	24	...	...
129	35	30	98	84	4	4	4	10	17	3	...
413	47	94	283	94	4	37	6	34	17	10	1
4,084	*887*	*1,202*	*3,077*	*1,161*	*61*	*703*	*262*	*217*	*433*	*86*	*5*

This content downloaded from
14.194.219.90 on Wed, 12 Jun 2024 09:45:45 +00:00
All use subject to https://about.jstor.org/terms

APPENDIX A TO

AGE AND OCCUPATIONS OF

Cal

OCCUPATIONS OF

BORN IN	CASTE.	DAY LABOURERS OR COOLIES.		BEGGARS.		PROSTITUTES.	CARTERS.	WORK IN DOCKS AND SHIPS.		PRIESTS.	
		Male.	Female.	Male.	Female.	Female.	Male.	Male.	Female.	Male.	Female.
		24	25	26	27	28	29	30	31	32	33
Dacca.	Baidya ...	...	...	...	...	1	1	...	...	...	...
	Brahman ...	33	...	2	6	7	...	5	...	88	...
	Kayasth ...	15	...	4	7	28	...	10	...	...	...
	Sunri ...	1	...	1	...	...	...	...	...	...	...
	Teli ...	3	...	2	...	4	1	5	...	...	...
	Pathan ...	33	1	...	...	1	7	40	...	...	...
	Saiyad ...	14	...	2	...	...	5	2	...	...	...
	Others ...	35	...	11	14	21	6	5	...	...	...
	Total ...	*134*	*1*	*22*	*27*	*62*	*20*	*67*	...	*88*	...
Darbhanga.	Brahman ...	9	...	4	1	1	...	...	...	39	...
	Chamar ...	41	...	...	1	...	12	1	...	...	...
	Dosadh ...	94	1	3	...	...	7	...	...	...	...
	Goala ...	170	...	...	...	2	11	...	...	...	...
	Kurmi ...	168	...	1	...	...	5	7	...	...	...
	Kahar ...	54	...	3	...	...	6	...	...	...	...
	Muchi ...	37	1	...	1	...	2	...	...	...	...
	Teli ...	115	...	...	...	...	11	...	...	...	...
	Jolaha ...	117	...	5	1	...	60	17	...	...	...
	Others ...	79	1	6	3	21	21	11	...	...	...
	Total ...	*884*	*3*	*22*	*7*	*24*	*135*	*36*	...	*39*	...
Ghazipur.	Brahman ...	20	...	21	27	1	3	5	1	9	...
	Chamar ...	182	56	6	5	...	50	2	1	...	...
	Goala ...	60	6	16	...	...	13	4	2	...	...
	Kahar ...	34	2	4	1	...	3	15	...	...	...
	Muchi ...	26	6	...	1	...	14	...	...	...	...
	Rajput ...	16	1	2	...	1	2	5	...	...	...
	Jolaha ...	53	39	1	2	...	9	3	...	...	...
	Pathan ...	14	2	2	2	...	9	9	...	...	...
	Others ...	41	5	8	3	4	17	3	1	...	...
	Total ...	*446*	*117*	*60*	*41*	*6*	*126*	*46*	*5*	*9*	...
Gaya.	Brahman ...	94	2	23	5	7	5	4	...	93	...
	Chamar ...	304	30	11	6	1	42	283	13	...	...
	Dosadh ...	205	27	4	1	...	91	16	...	...	...
	Dhobi ...	9	...	...	...	...	1	...	...	...	...
	Kayasth ...	9	1	1	...	2	...	33	6	...	...
	Kurmi ...	187	3	6	1	4	21	6	...	...	...
	Kahar ...	496	9	40	11	31	53	14	1	...	...
	Muchi ...	117	14	4	1	...	135	...	...	...	...
	Napit ...	14	...	1	...	1	3	...	...	...	...
	Rajput ...	15	1	1	...	8	17	4	...	...	...
	Tanti ...	67	...	12	...	...	11	4	...	...	...
	Teli ...	86	4	...	1	2	9	...	...	...	...
	Jolaha ...	94	11	6	1	...	175	7	...	...	...
	Pathan ...	176	5	8	4	1	120	51	...	...	...
	Saiyad ...	15	3	23	...	...	12	...	...	...	...
	Others ...	42	1	9	7	7	6	1	...	...	...
	Total ...	*1,930*	*111*	*149*	*38*	*64*	*711*	*425*	*20*	*93*	...
Hooghly.	Baishnab ...	4	2	24	37	135	...	7	...	...	...
	Baidya ...	...	...	...	1	3	...	...	...	...	...
	Brahman ...	18	...	34	25	112	7	13	...	270	7
	Chasi Kaibartta.	52	2	17	7	185	2	12	...	...	...
	Goala ...	20	1	4	2	84	10	4	...	...	...
	Gandhabanik	10	...	...	4	28	...	...	...	...	...
	Kayasth ...	13	...	1	5	123	1	23	...	...	...
	Napit ...	12	...	...	2	35	...	...	...	...	...
	Sadgop ...	34	5	2	...	91	2	2	...	...	...
	Sunri ...	1	...	1	...	8	...	8	...	...	...
	Subarnabanik	7	...	2	3	27	4	1	...	...	...
	Tanti ...	14	2	11	10	118	2	26	...	...	...
	Teli ...	17	2	3	7	87	4	6	...	...	...
	Pathan ...	15	...	...	...	2	1	2	...	...	...
	Others ...	37	3	5	4	16	3	7	...	...	...
	Total ...	*248*	*17*	*104*	*107*	*1,049*	*36*	*111*	...	*270*	*7*
Howrah.	Baishnab ...	...	2	4	10	61	...	1	1	...	...
	Brahman ...	1	...	6	2	28	1	...	...	82	3
	Chasi Kaibartta.	36	...	4	1	65	4	4	...	...	...
	Goala ...	6	1	...	1	8	1	2	...	...	...
	Gandhabanik	...	...	...	...	6	...	...	...	...	...
	Kayasth ...	3	...	...	1	21	...	4	...	...	...
	Napit ...	4	...	...	...	5	1	...	...	...	...
	Sadgop ...	8	2	1	...	15	...	...	...	...	...
	Subarnabanik	...	...	...	...	5	...	...	...	...	...
	Tanti ...	...	1	1	...	23	1	1	...	...	...
	Teli ...	3	...	...	3	9	1	...	...	...	...
	Others ...	37	1	1	2	13	7	10	...	...	...
	Total ...	*98*	*7*	*17*	*20*	*261*	*16*	*22*	*1*	*82*	*3*

This content downloaded from
14.194.219.90 on Wed, 12 Jun 2024 09:45:45 +00:00
All use subject to https://about.jstor.org/terms

TABLE XI—*continued.*

IMMIGRANTS FROM SELECTED AREAS—*continued.*

cutta—continued.

ACTUAL WORKERS.

DARWANS.	COBBLERS AND SHOEMAKERS.		WASHERMEN.		MILKMEN.		BARBERS.		OTHERS.	
Male.	Male.	Female.	Male.	Female.	Male.	Female.	Male.	Female.	Male.	Female.
34	35	36	37	38	39	40	41	42	43	44
...	...	...	...	...	...	...	...	...	176	2
4	...	...	...	...	...	...	...	...	266	13
...	...	...	...	...	...	...	...	...	466	18
...	...	...	...	...	...	...	...	...	20	...
...	...	...	...	...	...	...	...	...	82	1
4	...	...	...	...	...	...	...	...	773	1
...	...	...	...	...	...	...	...	...	117	2
3	22	...	9	1	5	...	57	1	193	4
11	*22*	...	*9*	*1*	*5*	...	*57*	*1*	*2,093*	*41*
...	...	...	...	...	...	...	...	...	26	3
18	62	...	...	...	...	...	...	...	147	...
...	...	...	...	...	5	...	...	...	89	...
...	...	...	...	...	...	...	...	...	23	1
...	...	...	...	...	...	...	...	...	89	1
...	160	1	...	...	...	...	...	...	29	1
...	...	...	...	...	...	...	...	...	16	1
...	...	...	...	...	...	...	...	...	34	...
...	...	...	...	...	...	...	...	...	18	...
10	...	...	25	2	...	...	52	...	114	7
28	*222*	*1*	*25*	*2*	*5*	...	*52*	...	*585*	*14*
123	...	...	...	...	...	...	...	...	75	...
...	76	...	...	...	6	1	...	...	80	7
...	...	...	...	...	...	...	...	...	33	5
...	...	...	...	...	...	...	...	...	69	3
...	75	1	...	...	...	...	...	...	11	3
31	...	...	...	...	...	...	...	...	93	...
...	...	...	...	...	...	...	...	...	117	1
50	...	...	...	...	...	...	...	...	(a)500	3
...	...	...	48	3	...	...	18	...	96	3
204	*151*	*1*	*48*	*3*	*6*	*1*	*18*	...	*1,164*	*25*
114	...	...	...	...	...	...	...	...	10	1
...	34	1	...	...	...	...	...	...	(b)866	1
...	...	...	209	26	...	...	...	...	(c)421	4
...	...	...	...	...	...	...	...	...	5	1
...	...	...	...	...	...	...	...	...	31	...
...	...	...	...	...	...	...	...	...	115	2
...	...	...	...	...	...	...	...	...	853	26
...	318	3	...	...	...	...	...	...	117	6
...	...	...	...	...	...	...	522	5	48	4
10	...	...	...	...	...	...	...	...	103	3
...	...	...	...	...	...	...	...	...	9	...
...	...	...	...	...	...	...	...	...	94	2
...	...	...	...	...	...	...	...	...	146	3
17	...	...	...	...	...	...	...	...	388	5
...	...	...	...	...	...	...	...	...	80	...
...	...	...	...	...	...	...	...	...	48	4
171	*583*	*4*	*209*	*26*	...	...	*522*	*5*	*3,401*	*62*
...	...	...	...	...	...	...	...	...	77	28
...	...	...	...	...	...	...	...	...	96	2
12	...	...	...	...	...	...	...	...	908	85
...	...	...	...	...	...	...	...	...	1,298	30
...	...	...	...	...	256	38	...	...	65	25
...	...	...	...	...	...	...	...	...	37	2
...	...	...	...	...	...	...	...	...	773	73
...	...	...	...	...	...	...	198	33	102	11
...	...	...	...	...	...	...	...	...	267	29
...	...	...	...	...	...	...	...	...	(d)152	2
...	...	...	...	...	...	...	...	...	(e)301	23
...	...	...	...	...	...	...	...	...	163	47
...	...	...	...	...	...	...	...	...	123	39
3	...	...	...	...	...	...	...	...	164	1
1	76	...	29	13	...	...	...	...	169	12
16	*76*	...	*29*	*13*	*256*	*38*	*9 8*	*33*	*4,694*	*409*
...	...	...	...	...	...	...	...	...	30	5
4	...	...	...	...	...	...	...	...	261	17
...	...	...	...	...	...	...	...	...	373	9
...	...	...	...	...	47	14	...	...	21	2
...	...	...	...	...	...	...	...	...	10	4
...	...	...	...	...	...	...	...	...	226	11
...	...	...	...	...	...	...	60	6	51	4
...	...	...	...	...	...	...	...	...	64	8
...	...	...	...	...	...	...	...	...	43	8
...	...	...	...	...	...	...	...	...	22	2
...	...	...	...	...	...	...	...	...	20	2
1	8	...	12	3	...	...	...	...	167	6
5	*8*	...	*12*	*3*	*47*	*14*	*60*	*6*	*1,288*	*73*

(a) Includes 160 police-constables.
(b) Includes 397 workers in hide works.
(c) Includes 243 srees.
(d) Includes 133 liquor-sellers.
(e) Includes 150 goldsmiths.

This content downloaded from
14.194.219.90 on Wed, 12 Jun 2024 09:45:45 +00:00
All use subject to https://about.jstor.org/terms

APPENDIX A TO

AGE AND OCCUPATIONS OF

Cal

BORN IN	CASTE.	TOTAL NUMBER OF IMMIGRANTS.			AGE.					
					0—15.		15—40.		40 and over.	
		Total.	Male.	Female.	Male.	Female.	Male.	Female.	Male.	Female.
1	2	3	4	5	6	7	8	9	10	11
Jajpur.	Agarwala ...	2,873	1,835	1,038	238	241	1,155	550	442	247
	Brahman ...	1,994	1,300	694	155	115	842	338	303	241
	Chamar ...	208	145	63	21	18	102	41	23	4
	Maheshri ...	241	135	106	13	22	93	62	29	22
	Others ...	847	609	238	71	60	401	122	137	56
	Total ...	*6,163*	*4,024*	*2,139*	*498*	*456*	*2,593*	*1,113*	*933*	*570*
Jessore.	Baidya ...	285	193	92	21	30	142	45	30	17
	Brahman ...	1,328	864	464	109	89	553	244	202	131
	Kayasth ...	2,776	2,143	633	237	117	1,351	333	555	183
	Napit ...	259	194	65	13	9	118	41	63	15
	Others ...	1,088	806	282	99	52	512	142	195	88
	Total ...	*5,736*	*4,200*	*1,536*	*479*	*297*	*2,676*	*805*	*1,045*	*434*
Jaunpur.	Brahman ...	577	537	40	31	4	411	95	95	11
	Chamar ...	1,205	973	232	94	46	632	128	247	58
	Dhobi ...	212	182	30	8	6	120	15	54	9
	Goala ...	425	382	43	30	4	280	28	72	11
	Kahar... ...	415	357	58	31	7	240	37	77	14
	Rajput ...	368	342	26	9	4	265	13	68	9
	Pathan ...	265	232	33	36	7	131	18	65	8
	Others ...	844	667	177	87	41	429	99	151	57
	Total ...	*4,311*	*3,672*	*639*	*326*	*119*	*2,517*	*363*	*829*	*157*
Midnapore.	Baishnab ...	1,074	349	725	42	46	182	370	125	359
	Brahman ...	2,242	1,560	682	186	102	987	342	387	238
	Chasi Kaibartta.	5,976	4,222	1,754	219	106	3,170	1,040	833	608
	Goala ...	813	412	401	45	36	754	237	113	138
	Kayasth ...	2,404	1,444	960	156	129	945	406	343	335
	Napit	669	369	300	31	27	239	167	99	106
	Sadgop ...	1,311	736	575	69	35	507	309	161	231
	Subarnabanik	910	418	492	68	85	208	704	142	213
	Tanti	1,366	583	783	71	84	321	345	191	354
	Teli	656	341	315	46	35	216	171	79	169
	Pathan ...	520	477	43	43	2	316	23	118	16
	Others ...	917	517	400	58	50	339	212	120	129
	Total ...	*18,858*	*11,428*	*7,430*	*1,233*	*746*	*7,684*	*3,896*	*2,711*	*2,788*
Monghyr.	Brahman ...	512	353	159	21	39	242	84	90	36
	Chamar ...	1,183	1,087	76	135	9	770	43	182	24
	Dosadh ...	271	251	20	17	5	196	9	38	6
	Goala ...	216	209	7	18		150	5	41	2
	Kayasth ...	287	134	153	29	36	89	77	16	50
	Kurmi ...	899	851	48	29	9	625	32	197	7
	Kahar ...	578	480	98	48	13	323	53	109	32
	Muchi ...	951	804	147	116	21	551	84	137	42
	Napit ...	228	198	30	15	7	143	17	40	6
	Tanti ...	968	793	175	99	46	555	80	189	49
	Teli ...	534	466	68	37	14	302	32	127	22
	Jolaha ...	285	253	32	25	7	155	13	53	12
	Pathan ...	357	306	51	27	10	209	26	70	15
	Saiyad ...	217	198	19	25	1	127	12	46	6
	Others ...	447	344	103	39	15	225	57	81	31
	Total ...	*7,903*	*6,707*	*1,196*	*680*	*232*	*4,661*	*624*	*1,366*	*340*
Muzaffarpur.	Brahman ...	519	438	81	55	14	304	48	70	10
	Chamar ...	1,469	1,395	74	75	9	941	47	379	18
	Dosadh ...	1,296	1,111	185	55	38	759	103	297	49
	Dhobi ...	293	260	33	26	12	195	14	68	7
	Goala ...	916	871	45	21	9	670	25	180	11
	Kayasth ...	232	177	55	34	9	160	30	43	16
	Kurmi ...	1,078	1,028	50	61	5	775	31	192	14
	Kahar ...	431	387	44	25	10	287	18	75	16
	Muchi ...	687	640	47	63	7	420	28	157	12
	Napit ...	213	209	4	12	2	167	...	30	2
	Rajput ...	227	214	13	2	1	178	9	34	3
	Tanti ...	290	260	30	21	2	169	15	70	9
	Teli ...	419	405	14	18	3	278	10	109	1
	Jolaha ...	821	764	57	50	14	492	26	222	17
	Pathan ...	206	178	28	13	5	124	15	41	8
	Others ...	347	307	40	27	7	196	20	84	13
	Total ...	*9,444*	*8,644*	*800*	*558*	*142*	*6,026*	*443*	*2,060*	*215*

This content downloaded from
14.194.219.90 on Wed, 12 Jun 2024 09:45:45 +00:00
All use subject to https://about.jstor.org/terms

TABLE XI—*continued.*

IMMIGRANTS FROM SELECTED AREAS—*continued.*

cutta—continued.

WORKERS.		DEPENDANTS.		OCCUPATIONS OF ACTUAL WORKERS.							
				TRADERS.		CLERKS.	GOVERNMENT SERVICE.	DOMESTIC SERVICE.		WORK IN MILLS AND FACTORIES.	
Male.	Female.	Male.	Female.	Male.	Female.	Male.	Male.	Male.	Female.	Male.	Female.
12	13	14	15	16	17	18	19	20	21	22	23
1,427	24	408	1,014	1,170	8	71	6	68	9	3	...
1,179	122	121	572	384	6	53	7	234	51	10	1
131	47	14	16	6	2	5	...	1	1	26	...
116	2	19	104	93	...	4	...	7	1	...	...
535	45	74	193	134	5	15	7	73	15	18	...
3,388	*240*	*636*	*1,899*	*1,787*	*21*	*148*	*19*	*383*	*76*	*57*	*1*
81	4	113	88	13	...	16	19	...	...	...	...
574	41	290	423	98	3	159	59	26	15	6	...
1,695	96	448	537	524	5	345	94	50	41	141	1
177	15	17	50	9	1	1	...	1	1	...	...
680	85	126	197	206	6	80	10	38	31	28	4
3,207	*241*	*993*	*1,295*	*850*	*15*	*592*	*189*	*115*	*88*	*179*	*5*
506	8	31	32	45	2	17	5	45	2	16	1
804	51	79	181	13	3	...	2	143	6	53	11
179	11	3	19	...	...	...	...	1	...	...	...
356	14	26	29	35	4	7	3	34	3	11	2
335	3	22	55	72	...	1	1	132	3	7	...
329	5	13	21	29	2	5	1	16	1	4	...
209	6	23	27	42	2	1	2	15	1	8	...
593	24	74	153	193	3	46	17	52	4	33	5
3,401	*122*	*271*	*517*	*418*	*16*	*77*	*31*	*440*	*20*	*131*	*19*
310	541	39	184	74	77	4	1	31	120	10	3
1,308	213	252	462	263	10	111	24	444	95	5	1
3,986	1,391	234	363	1,060	159	53	19	226	621	277	17
365	256	47	145	110	19	10	3	57	117	3	2
1,168	452	276	508	300	26	191	54	239	228	18	1
337	173	32	127	49	10	3	1	29	72	1	1
646	441	90	134	236	20	23	6	67	228	33	1
357	124	61	368	161	6	28	10	8	68	2	...
493	433	90	345	108	25	17	5	55	234	14	...
287	187	54	128	114	15	18	6	39	90	10	1
458	14	19	29	47	...	2	...	20	3	...	...
453	146	64	254	110	5	17	3	61	48	17	6
10,170	*4,376*	*1,258*	*3,054*	*2,686*	*379*	*477*	*132*	*1,281*	*1,924*	*590*	*33*
311	8	42	151	36	...	12	14	28	4	3	...
1,024	11	63	65	229	...	...	...	9	1	6	...
239	10	12	10	2	2	...	2	10	...	1	...
207	4	2	3	13	...	2	...	16	...	4	...
83	20	51	143	17	2	13	3	10	11	1	...
835	16	16	32	56	1	1	3	86	5	...	...
446	24	54	74	99	1	2	1	103	17	5	1
773	5	31	142	37	2	...	...	...	1	...	...
177	4	21	26	9	...	...	1	2	1	1	...
738	6	55	169	44	2	1	8	11	2	...	...
452	14	14	54	196	4	1	...	1	4	4	1
220	12	13	20	6	1	...	...	16	3	27	6
289	8	17	43	24	1	...	...	27	3	4	2
169	1	29	18	27	1	2	2	20	...	1	...
287	24	57	79	35	2	11	5	22	6	2	2
6,250	*167*	*457*	*1,029*	*800*	*19*	*45*	*39*	*361*	*58*	*59*	*12*
397	14	41	67	47	...	7	18	63	4	13	1
1,358	14	37	60	63	1	...	1	64	3	19	...
1,062	47	49	138	79	9	...	3	86	3	15	4
245	7	15	26	1	1	...	...	2	...	...	...
850	8	21	37	44	...	2	14	80	3	8	...
140	1	37	54	27	...	13	17	17	1	8	...
994	13	34	37	85	2	...	11	201	8	29	...
380	11	7	33	72	2	1	2	121	3	6	...
620	14	20	33	42	1	...	4	8	...	46	10
204	...	5	6	5	...	...	1	10	...	...	...
209	1	5	12	31	...	3	9	16	...	10	...
242	4	18	26	48	2	7	2	15	...	1	...
388	1	17	13	145	...	3	1	10	1	111	4
731	14	33	43	47	...	4	6	60	7	9	...
172	8	6	20	15	1	2	1	33	3	11	...
280	15	27	25	59	3	23	8	32	4	...	...
8,272	*173*	*372*	*628*	*810*	*22*	*65*	*98*	*818*	*40*	*286*	*20*

This content downloaded from
14.194.219.90 on Wed, 12 Jun 2024 09:45:45 +00:00
All use subject to https://about.jstor.org/terms

APPENDIX A TO

AGE AND OCCUPATIONS OF

Cal

Born in	Caste.	Occupations of: Day labourers or coolies.		Beggars.		Prostitutes.	Carters.	Work in Docks and Ships.		Priests.	
		Male.	Female.	Male.	Female.	Female.	Male.	Male.	Female.	Male.	Female.
		24	25	26	27	28	29	30	31	32	33
Jajpur.	Agarwala ...	11	..	1	..	4	..	..	..	..	..
	Brahman ...	9	...	49	26	12	1	2	...	301	23
	Chamar ...	1	...	...	...	...	4	62	42	...	...
	Mohesri ...	1	...	...	...	1	...	...	...	...	...
	Others ...	54	10	4	3	5	7	3	...	...	...
	Total ...	*76*	*10*	*54*	*29*	*22*	*12*	*67*	*42*	*301*	*23*
Jessore.	Baidya ...	...	...	..	...	...	...	...	...	...	...
	Brahman ...	4	...	4	1	9	...	1	...	35	...
	Kayasth ...	21	...	2	3	30	4	1	...	...	...
	Napit ...	...	...	...	...	9	...	...	...	...	...
	Others ...	16	1	20	12	22	4	14	...	...	...
	Total ...	*41*	*1*	*26*	*16*	*70*	*8*	*16*	...	*35*	...
Jaunpur.	Brahman ...	31	1	8	...	1	16	9	...	21	1
	Chamar ...	179	21	5	...	...	373	49	...	...	...
	Dhobi ...	2	1	...	...	...	1	...	...	...	...
	Goala ...	121	3	4	...	1	65	5	...	...	...
	Kahar ...	48	...	3	...	...	11	...	...	...	...
	Rajput ...	27	...	1	...	2	31	8	...	...	...
	Pathan ...	51	...	1	2	...	29	11	...	...	...
	Others ...	72	6	10	2	1	40	16	...	...	...
	Total ...	*531*	*32*	*32*	*2*	*5*	*566*	*98*	...	*21*	*1*
Midnapore.	Baishnab ...	14	11	33	58	205	...	7	...	...	...
	Brahman ...	14	...	29	6	77	...	1	...	186	3
	Chasi Kai-tiartta.	632	19	7	14	459	2	4	3	...	...
	Goala ...	5	2	2	5	87	...	8	...	...	...
	Kayasth ...	19	3	1	5	161	...	11	...	...	...
	Napit ...	8	...	3	3	49	...	...	2	...	...
	Sadgop ...	17	...	4	7	153	...	1	...	...	...
	Subarnabanik	3	...	2	5	84	...	...	...	...	...
	Tanti	34	15	4	11	116	...	2	...	...	...
	Teli	27	1	2	1	70	...	...	...	...	...
	Pathan ...	49	2	2	1	6	8	6	...	...	...
	Others ...	23	8	3	6	43	11	1	1	...	...
	Total ...	*895*	*61*	*98*	*122*	*1,463*	*21*	*41*	*6*	*186*	*3*
Monghyr.	Brahman ...	108	...	8	1	...	3	11	...	9	1
	Chamar ...	102	2	...	...	...	25	...	...	...	...
	Dosadh ...	191	4	1	1	...	5	1	...	...	...
	Goala ...	120	2	1	...	1	5	7	...	...	...
	Kayasth ...	14	...	...	1	2	1	...	...	...	...
	Kurmi ...	589	6	1	1	1	6	18	...	...	...
	Kahar ...	174	2	3	1	1	1	2	...	...	...
	Muchi ...	23	1	3	...	...	4	...	...	...	...
	Napit ...	15	...	...	...	3	3	...	...	...	...
	Tanti ...	344	...	...	...	2	4	...	...	...	...
	Teli ...	189	1	...	2	...	...	5	1	...	...
	Jolaha ...	27	...	2	1	...	90	6	...	...	...
	Pathan ...	30	...	...	1	...	9	34	...	...	...
	Saiyad ...	26	...	6	...	...	11	9	...	...	...
	Others ...	88	2	4	3	4	8	5	...	...	...
	Total ...	*2,039*	*20*	*29*	*12*	*14*	*177*	*98*	*1*	*9*	*1*
Muzaffarpur.	Brahman ...	50	1	7	...	5	11	8	...	13	...
	Chamar ...	284	6	2	2	1	527	5	...	...	...
	Dosadh ...	218	25	3	1	...	46	1	...	...	...
	Dhobi ...	7	...	...	...	...	...	4	...	...	...
	Goala ...	386	...	2	3	2	64	5	...	...	...
	Kayasth ...	11	...	3	...	...	...	1	...	...	...
	Kurmi ...	386	1	3	...	2	53	16	...	...	...
	Kahar ...	83	...	7	4	2	22	1	...	...	...
	Muchi ...	96	1	2	...	...	23	1	...	...	...
	Napit ...	36	...	...	...	...	1	2	...	...	...
	Rajput ...	38	1	2	...	...	12	1	...	...	...
	Tanti ...	91	...	5	...	...	13	1	...	...	...
	Teli ...	144	...	1	...	...	16	...	...	...	...
	Jolaha ...	144	...	2	1	...	260	3	...	...	...
	Pathan ...	21	...	...	1	1	39	3	...	...	...
	Others ...	32	...	6	...	5	27	5	...	...	...
	Total ...	*2,026*	*35*	*45*	*12*	*18*	*913*	*57*	...	*13*	...

This content downloaded from
14.194.219.90 on Wed, 12 Jun 2024 09:45:45 +00:00
All use subject to https://about.jstor.org/terms

TABLE XI—*continued.*

IMMIGRANTS FROM SELECTED AREAS—*continued.*

cutta—continued.

ACTUAL WORKERS.

DARWANS.	COBBLERS AND SHOEMAKERS.		WASHERMEN.		MILKMEN.		BARBERS.		OTHERS.	
Male.	Male.	Female.	Male.	Female.	Male.	Female.	Male.	Female.	Male.	Female.
34	35	36	37	38	39	40	41	42	43	44
...	...	...	...	...	...	...	...	...	98	3
32	...	...	...	...	...	...	...	...	97	3
...	9	2	...	...	...	...	...	...	17	1
...	...	...	...	...	...	...	...	...	11	...
10	2	...	5	1	7	...	48	3	148	3
42	*11*	*2*	*5*	*1*	*7*	...	*48*	*3*	*371*	*10*
...	...	...	...	...	...	...	...	...	33	4
3	...	...	...	...	...	...	...	...	189	13
...	...	...	...	...	...	...	...	...	513	16
...	...	...	...	...	...	...	155	4	11	...
2	5	...	4	1	11	...	...	...	245	8
5	*5*	...	*4*	*1*	*11*	...	*155*	*4*	*990*	*41*
184	...	...	...	...	...	...	...	...	109	...
...	23	...	...	...	...	...	...	...	55	10
...	...	...	172	10	...	...	...	...	3	...
...	...	...	...	...	20	...	...	...	49	1
...	...	...	...	...	...	...	...	...	60	...
132	...	...	...	...	...	...	...	...	76	...
6	...	...	...	...	...	...	...	...	43	1
...	10	...	...	...	...	...	6	1	108	2
322	*33*	...	*172*	*10*	*20*	...	*6*	*1*	*503*	*14*
...	...	...	...	...	...	...	...	...	130	67
10	...	...	...	...	...	...	...	...	221	21
...	...	...	...	...	...	...	...	...	1,058	99
...	...	...	...	...	104	13	...	...	93	11
...	...	...	...	...	...	...	...	...	335	28
...	...	...	...	...	...	...	183	25	69	11
...	...	...	...	...	...	...	...	...	259	29
...	...	...	...	...	...	...	...	...	143	11
...	...	...	...	...	...	...	...	...	200	37
...	...	...	...	...	...	...	...	...	72	9
1	...	...	...	...	...	...	...	...	317	2
1	8	1	44	18	...	...	...	...	154	10
12	*8*	*1*	*44*	*18*	*104*	*13*	*183*	*25*	*3,619*	*335*
7	...	...	...	...	...	...	...	...	72	2
...	635	4	...	...	...	...	...	...	18	4
...	...	...	...	...	...	...	...	...	26	3
...	...	...	...	...	21	1	...	...	18	...
...	...	...	...	...	...	...	...	...	24	4
...	...	...	...	...	...	...	...	...	75	2
...	658	...	...	...	...	...	...	...	86	1
...	...	...	...	...	...	...	...	...	40	1
...	...	...	...	...	...	...	138	...	6	...
...	...	...	...	...	...	...	...	...	326	...
...	...	...	...	...	...	...	...	...	56	1
...	...	...	...	...	...	...	...	...	46	1
7	...	...	...	...	...	...	...	...	154	1
...	...	...	...	...	...	...	...	...	65	...
6	...	...	30	4	...	...	...	...	71	1
20	*1,293*	*4*	*30*	*4*	*21*	*1*	*138*	...	*1,092*	*21*
54	...	...	...	...	...	...	...	...	106	3
...	212	...	...	...	...	...	...	...	381	1
...	...	...	...	...	...	...	...	...	611*	5
...	...	...	228	6	...	...	...	...	3	...
...	...	...	...	...	66	...	...	...	170	...
...	...	...	...	...	...	...	...	...	43	...
...	...	...	...	...	...	...	...	...	210	...
...	...	...	...	...	...	...	...	...	66	...
...	252	...	...	...	...	...	...	...	147	2
...	...	...	...	...	...	...	133	...	16	...
20	...	...	...	...	...	...	...	...	77	...
...	...	...	...	...	...	...	...	...	50	2
...	...	...	...	...	...	...	...	...	67	...
...	...	...	...	...	...	...	...	...	94	1
3	...	...	...	...	...	...	...	...	46	2
...	...	...	...	...	...	...	...	...	77	3
77	*464*	...	*228*	*6*	*66*	.....	*133*	...	*2,173*	*19*

* Includes 332 syces.

This content downloaded from
14.194.219.90 on Wed, 12 Jun 2024 09:45:45 +00:00
All use subject to https://about.jstor.org/terms

APPENDIX A TO

AGE AND OCCUPATIONS OF

Cal

Born in	Caste.	Total number of Immigrants.			Age.					
					0—15.		15—40.		40 and over.	
		Total.	Male.	Female.	Male.	Female.	Male.	Female.	Male.	Female.
1	2	3	4	5	6	7	8	9	10	11
Nadia.	Baishnab ...	326	101	225	11	8	61	114	29	103
	Baidya ...	306	178	128	32	29	90	58	56	41
	Brahman ...	2,908	1,897	1,011	302	232	1,131	500	464	279
	Chasi Kaibartta.	544	311	233	31	36	189	105	91	92
	Goala ...	307	159	148	18	14	105	78	36	56
	Gandhabanik	299	195	104	25	16	120	44	50	44
	Kayasth ...	2,107	1,256	851	197	157	717	422	342	272
	Napit ...	279	180	99	16	14	119	40	45	30
	Subarnabanik	414	187	227	52	37	95	104	60	86
	Tanti ...	306	130	176	20	25	79	80	31	71
	Teli ...	493	343	150	42	40	211	73	90	37
	Others ...	738	485	253	57	31	276	133	152	89
	Total ...	*9,027*	*5,422*	*3,605*	*785*	*639*	*3,193*	*1,760*	*1,446*	*1,206*
Patna.	Brahman ...	512	396	116	48	19	263	66	82	31
	Chamar ...	1,166	847	319	135	61	530	169	182	59
	Dosadh ...	761	496	265	55	32	276	142	165	71
	Dhobi ...	359	218	141	44	24	116	75	58	42
	Goala ...	432	318	114	34	20	201	60	83	34
	Kayasth ...	400	278	122	45	33	174	51	59	38
	Kurmi ...	665	460	205	43	29	293	98	124	78
	Kahar ...	2,096	1,472	624	155	87	883	349	434	187
	Muchi ...	702	550	152	88	24	329	87	133	41
	Napit ...	228	174	54	16	10	120	28	38	27
	Rajput ...	329	241	88	14	8	177	41	50	30
	Tanti ...	255	176	79	42	9	90	38	44	32
	Teli ...	687	472	215	77	43	265	103	130	69
	Jolaha ...	483	300	183	40	30	173	86	87	67
	Pathan ...	652	504	148	68	26	296	73	140	49
	Saiyad ...	376	301	75	42	18	165	29	94	28
	Others ...	536	281	255	42	51	166	124	73	80
	Total ...	*10,639*	*7,484*	*3,155*	*983*	*534*	*4,520*	*1,605*	*1,981*	*1,016*
Saran.	Brahman ...	676	573	103	46	20	413	54	114	29
	Chamar ...	574	485	89	52	13	332	44	101	32
	Dosadh ...	527	414	113	32	22	270	63	112	28
	Goala ...	1,114	1,050	64	47	6	842	36	161	22
	Kayasth ...	230	172	58	19	13	117	31	36	14
	Kurmi ...	486	432	54	26	10	318	28	88	16
	Kahar ...	693	597	90	26	16	429	56	142	24
	Muchi ...	204	173	31	16	4	121	13	36	14
	Rajput ...	807	776	31	26	5	607	20	143	6
	Teli ...	504	465	39	35	6	325	26	105	7
	Jolaha ...	478	427	51	25	17	273	19	129	15
	Pathan ...	282	242	40	23	9	142	18	77	13
	Others ...	677	589	88	49	8	407	49	133	31
	Total ...	*7,252*	*6,395*	*857*	*422*	*149*	*4,596*	*457*	*1,377*	*251*
Shahabad.	Brahman ...	1,189	945	244	61	56	663	119	219	69
	Chamar ...	2,878	2,630	248	318	49	1,857	129	455	70
	Dosadh ...	676	476	160	37	20	263	32	116	48
	Dhobi ...	235	178	57	39	9	101	31	38	17
	Goala ...	678	532	46	43	7	362	29	127	10
	Kayasth ...	327	201	126	38	50	124	52	39	24
	Kurmi ...	210	169	41	16	8	97	23	56	10
	Kahar ...	1,527	1,241	286	101	54	770	172	361	60
	Muchi ...	1,184	1,108	76	143	12	744	43	221	21
	Rajput ...	734	667	67	17	14	521	33	129	20
	Teli ...	296	233	63	38	4	151	38	44	21
	Jolaha ...	319	204	115	34	25	116	58	54	32
	Pathan ...	390	330	60	47	6	213	32	70	22
	Others ...	471	402	69	50	8	268	36	84	25
	Total ...	*10,914*	*9,256*	*1,658*	*982*	*322*	*6,261*	*877*	*2,013*	*459*
24-Parganas.	Baishnab ...	2,961	1,224	1,737	435	332	505	796	284	549
	Baidya ...	696	360	336	131	102	196	133	64	101
	Brahman ...	13,373	7,635	5,738	2,212	1,796	3,728	2,617	1,095	1,425
	Chamar ...	1,616	867	749	358	359	384	275	125	115
	Chasi Kaibartta	4,623	2,561	2,062	647	513	1,346	977	568	572
	Dosadh ...	524	271	253	117	113	99	87	55	53
	Dhobi ...	1,248	657	591	242	206	309	246	109	139
	Goala ...	1,945	1,085	860	302	225	560	391	223	234
	Gandhabanik	780	416	364	152	105	185	184	79	95
	Kayasth ...	12,438	7,263	5,175	1,984	1,535	3,569	2,279	1,710	1,361
	Kurmi ...	258	128	130	55	59	53	50	17	21
	Kahar ...	508	319	189	99	74	159	75	61	40
	Muchi ...	986	560	426	223	162	234	167	103	97
	Napit ...	1,234	650	584	211	178	307	247	132	159
	Rajput ...	291	168	123	54	49	82	43	32	31
	Sadgop ...	1,145	670	475	196	121	319	210	155	144
	Sunri ...	263	121	142	31	46	65	63	25	33
	Subarnabanik	2,724	1,215	1,509	476	549	550	601	189	359
	Tanti ...	990	433	557	103	146	182	249	88	162
	Teli ...	1,008	552	456	179	151	260	176	113	129
	Pathan ...	815	472	343	180	132	191	134	95	77
	Saiyad ...	413	247	166	108	68	102	73	37	25
	Others ...	230	122	108	64	60	44	34	14	14
	Total ...	*51,069*	*28,006*	*23,063*	*8,625*	*7,131*	*13,398*	*9,987*	*5,983*	*5,945*
	Grand Total	*289,566*	*204,073*	*85,493*	*26,192*	*17,279*	*129,247*	*41,869*	*48,634*	*26,352*

This content downloaded from
14.194.219.90 on Wed, 12 Jun 2024 09:45:45 +00:00
All use subject to https://about.jstor.org/terms

TABLE XI—*continued.*

IMMIGRANTS FROM SELECTED AREAS—*continued.*

cutta—continued.

WORKERS.		DEPENDANTS.		OCCUPATIONS OF ACTUAL WORKERS.							
				TRADERS.		CLERKS	GOVERNMENT SERVICE.	DOMESTIC SERVICE.		WORK IN MILLS OR FACTORIES.	
Male.	Female.	Male.	Female.	Male.	Female.	Male.	Male.	Male.	Female.	Male.	Female.
12	13	14	15	16	17	18	19	20	21	22	23
89	146	12	79	18	6	5	...	2	54	3	...
124	6	54	122	22	...	35	26	2	2	...	...
1,309	115	588	896	228	9	456	171	52	45	12	...
257	137	54	96	108	5	16	11	11	82	9	1
136	93	23	55	32	10	7	1	19	45	17	...
167	25	28	79	128	...	8	2	1	9	1	...
951	189	305	662	273	11	246	77	38	102	1	...
161	40	19	59	16	...	7	...	12	12	4	...
149	33	47	194	89	5	10	4	2	10	2	...
100	90	30	86	36	6	16	2	9	40	4	...
259	25	84	123	104	1	56	8	4	13	4	...
414	110	71	143	74	5	31	4	74	61	17	2
4,107	*1,012*	*1,515*	*2,593*	*1,128*	*58*	*803*	*306*	*226*	*484*	*74*	*3*
335	20	61	96	42	4	13	11	43	3	6	...
768	78	79	241	90	3	...	1	27	6	47	18
448	55	48	210	11	11	1	...	126	9	30	8
171	40	47	101	1	...	...	...	3	1	3	...
281	27	37	87	31	5	...	2	48	10	6	...
202	13	76	109	46	1	33	22	18	6	1	1
419	67	41	138	62	21	...	7	97	22	5	...
1,348	160	124	455	186	19	4	15	508	108	39	2
503	15	47	137	13	...	...	...	3	2	27	2
158	9	16	45	7	...	2	6	7	5	1	...
223	24	18	64	60	...	3	6	15	7	3	...
142	21	34	58	60	6	3	2	14	1	6	...
394	65	78	150	284	34	5	...	11	5	8	3
266	37	34	146	36	4	...	...	43	13	7	2
451	31	73	117	60	3	13	5	70	17	1	...
239	9	62	66	29	2	7	14	27	1	13	1
230	39	51	210	114	12	17	3	12	10	4	1
6,5 58	*719*	*926*	*2,436*	*1,152*	*125*	*101*	*94*	*1,071*	*224*	*205*	*38*
512	29	61	74	55	6	11	29	49	13	13	...
453	14	32	75	27	5	2	...	41	1	39	3
587	28	27	85	50	5	...	...	55	4	40	4
1,032	16	18	48	117	4	1	15	67	4	17	1
141	3	31	55	34	1	7	11	12	...	2	...
415	26	17	28	79	5	1	6	69	18	15	1
579	22	18	74	77	3	)	16	238	9	28	...
169	11	4	20	9	...	...	1	...	1	3	...
747	10	29	81	111	3	4	33	44	1	12	...
432	5	33	34	190	3	1	...	17	1	3	...
412	16	15	35	13	...	1	...	39	...	250	10
225	7	17	33	22	...	...	11	28	1	3	1
540	21	49	67	89	3	3	5	37	7	22	...
6,044	*208*	*351*	*649*	*873*	*38*	*32*	*127*	*696*	*58*	*456*	*20*
887	20	58	224	58	1	28	41	62	10	23	...
2,530	38	100	210	120	3	1	...	116	5	45	10
375	26	41	134	19	4	2	...	57	...	7	...
139	16	39	41	3	...	2	...	5	...	3	...
490	10	42	36	59	...	6	10	56	2	36	...
154	9	47	117	15	2	12	19	22	3	1	...
157	13	12	28	49	...	...	1	27	5	1	...
1,165	44	76	242	111	10	2	31	517	15	11	5
1,075	8	33	68	28	...	...	2	42	4	15	...
641	17	26	50	38	5	13	32	52	3	10	...
195	9	38	54	138	6	2	2	3	2	1	...
179	23	25	92	6	1	...	...	19	1	66	3
297	6	33	54	30	...	...	10	43	2	15	...
364	11	38	58	67	7	2	18	44	...	14	1
8,648	*250*	*608*	*1,408*	*741*	*43*	*77*	*166*	*1,065*	*52*	*243*	*19*
767	711	467	1,026	133	81	36	14	26	131	36	14
166	10	194	326	18	1	53	31	2	4	1	...
4,234	336	3,401	5,403	630	13	1,330	511	107	98	70	...
525	69	339	680	23	5	4	2	62	10	113	13
1,503	653	758	1,409	504	109	110	63	143	355	61	17
152	20	119	233	...	8	...	...	78	2	10	1
409	43	248	478	25	1	2	7	7	5	7	...
799	196	305	654	201	12	37	17	25	60	66	2
232	31	184	333	165	3	10	8	1	11	...	...
4,106	449	3,157	4,726	579	18	1,390	598	125	166	79	...
81	19	47	111	20	7	...	2	12	7	1	...
215	27	104	162	40	3	1	17	45	15	1	...
342	38	218	388	46	18	...	...	17	3	4	1
412	118	238	466	71	8	31	24	19	23	9	5
102	20	66	103	10	3	7	5	1	4	17	...
435	103	235	372	152	1	59	33	20	44	12	...
78	8	43	134	16	...	7	1	2	3	...	...
588	109	627	1,400	203	8	95	11	7	52	5	...
264	106	199	451	92	9	14	6	11	47	13	...
336	78	216	378	181	15	21	8	11	18	3	...
284	55	188	308	47	4	13	2	16	9	8	1
124	14	123	152	15	1	2	7	12	2	3	...
67	7	55	101	19	3	2	1	6	...	12	...
16,505	*3,269*	*11,502*	*19,794*	*3,197*	*331*	*3,224*	*1,368*	*746*	*969*	*331*	*56*
171,913	*22,690*	*32,160*	*62,803*	*33,987*	*1,917*	*11,844*	*4,682*	*23,678*	*9,529*	*3,343*	*495*

This content downloaded from
14.194.219.90 on Wed, 12 Jun 2024 09:45:45 +00:00
All use subject to https://about.jstor.org/terms

APPENDIX A TO

AGE AND OCCUPATIONS OF

Cal

OCCUPATIONS OF

BORN IN	CASTE.	DAY LABOURERS, OR COOLIES.		BEGGARS.		PROSTITUTES.	CARTERS.	WORK IN DOCKS AND SHIPS.		PRIESTS.	
		Male.	Female.	Male.	Female.	Female.	Male.	Male.	Female.	Male.	Female.
		24	25	26	27	28	29	30	31	32	33
Nadia.	Baishnab ...	...	...	17	20	52	...	...	...	...	...
	Baidya ...	...	...	...	1	2	...	...	...	...	...
	Brahman ...	1	...	7	1	41	...	6	...	32	1
	Chasi Kaibartta.	14	1	2	1	39	...	1	...	...	...
	Goala ...	4	...	...	3	26	...	...	...	...	...
	Gandhabanik ...	5	...	1	3	10	...	...	...	...	...
	Kayasth ...	5	...	5	1	62	1	8	...	...	...
	Napit ...	1	...	...	...	11	...	3	...	...	...
	Subarnabanik ...	3	...	...	...	15	...	...	...	...	...
	Tanti ...	1	7	...	4	17	...	...	...	...	...
	Teli ...	4	...	...	2	10	...	2	...	...	...
	Others ...	27	1	4	6	21	13	3	...	...	...
	Total ...	*65*	*9*	*36*	*42*	*306*	*14*	*23*	...	*32*	*1*
Patna.	Brahman ...	31	3	16	2	4	16	5	...	15	1
	Chamar ...	96	22	1	4	...	18	3	2	...	...
	Dosadh ...	174	20	2	...	...	35	4	1	...	...
	Dhobi ...	5	1	1	...	...	...	...	...	...	...
	Goala ...	65	2	6	2	2	23	1	...	...	...
	Kayasth ...	13	...	1	1	3	6	2	...	...	...
	Kurmi ...	131	11	1	1	4	8	10	...	...	...
	Kahar ...	154	3	13	5	6	19	6	1	...	...
	Muchi ...	33	4	3	3	...	4	1	...	...	...
	Napit ...	4	...	2	...	2	...	1	...	...	...
	Rajput ...	13	...	1	...	13	6	3	...	...	...
	Tanti ...	18	2	1	...	2	4	5	...	...	...
	Teli ...	35	1	3	4	3	2	6	3	...	...
	Jolaha ...	37	7	...	6	1	25	...	...	...	...
	Pathan ...	19	2	4	1	4	18	4	...	...	...
	Saiyad ...	1	...	14	3	1	10	2	1	...	...
	Others ...	21	...	4	1	10	1	1	...	...	...
	Total ...	*849*	*78*	*73*	*33*	*55*	*195*	*54*	*8*	*15*	*1*
Saran.	Brahman ...	27	...	7	1	7	12	8	...	46	1
	Chamar ...	71	1	...	1	...	23	2	...	...	...
	Dosadh ...	95	9	...	1	...	47	8	...	...	...
	Goala ...	397	1	1	...	2	141	12	...	...	...
	Kayasth ...	15	...	...	...	2	...	6	...	...	...
	Kurmi ...	99	1	1	...	2	73	3	...	...	...
	Kahar ...	67	3	1	1	5	5	1	...	...	...
	Muchi ...	41	4	...	2	...	5	1	1	...	...
	Rajput ...	83	...	3	...	5	63	9	...	...	...
	Teli ...	173	...	3	1	...	24	1	...	...	...
	Jolaha ...	23	2	1	...	1	33	4	...	...	...
	Pathan ...	16	...	...	...	1	70	...	...	...	...
	Others ...	60	1	8	...	8	25	21	...	...	...
	Total ...	*1,166*	*22*	*25*	*7*	*33*	*527*	*76*	*1*	*46*	*1*
Shahabad.	Brahman ...	25	...	21	3	5	20	4	...	46	...
	Chamar ...	166	9	3	3	...	24	7	...	...	...
	Dosadh ...	104	10	6	2	1	17	5	...	...	...
	Dhobi ...	4	...	...	...	...	...	1	...	...	...
	Goala ...	133	2	4	...	...	25	6	...	...	...
	Kayasth ...	13	...	...	3	1	...	4	...	...	...
	Kurmi ...	31	3	1	...	...	11	1	...	...	...
	Kahar ...	86	5	7	2	1	12	13	...	...	...
	Muchi ...	162	...	1	...	...	2	...	1	...	...
	Rajput ...	21	...	...	...	6	5	15	...	...	...
	Teli ...	37	...	...	1	...	2	5	...	...	...
	Jolaha ...	40	14	1	3	1	13	...	...	...	...
	Pathan ...	12	3	1	...	...	4	9	...	...	...
	Others ...	31	...	19	1	1	9	14	...	...	...
	Total ...	*865*	*46*	*64*	*18*	*16*	*144*	*90*	*1*	*46*	...
24-Parganas.	Baishnab ...	16	12	70	96	288	1	13	1	...	...
	Baidya ...	...	1	...	1	2	1	1	...	...	...
	Brahman ...	7	...	21	20	76	13	10	...	361	25
	Chamar ...	53	20	2	4	...	26	2	2	...	...
	Chasi Kaibartta	69	9	6	7	175	6	31	...	...	...
	Dosadh ...	13	8	...	...	...	19	...	...	...	...
	Dhobi ...	8	1	...	2	6	2	2	...	...	...
	Goala ...	16	3	4	6	54	14	9	...	...	...
	Gandhabanik	1	...	...	1	9	1	2	...	...	...
	Kayasth ...	16	4	14	15	135	3	70	...	...	...
	Kurmi ...	7	1	1	...	2	9	...	...	...	...
	Kahar ...	20	1	1	...	5	14	2	...	...	...
	Muchi ...	25	8	2	4	1	9	...	...	...	...
	Napit ...	14	...	7	5	37	...	5	3	...	...
	Rajput ...	3	...	3	...	3	2	1	...	...	...
	Sadgop ...	5	...	2	2	44	...	7	...	...	...
	Sunri ...	...	...	...	...	1	...	2	...	...	...
	Subarnabanik	...	...	2	2	22	2	4	...	...	...
	Tanti ...	11	3	2	3	36	...	1	...	...	...
	Teli ...	10	1	3	3	29	2	2	...	...	...
	Pathan ...	31	1	3	7	2	10	15	...	...	...
	Saiyad ...	7	1	1	...	1	7	6	...	...	...
	Others ...	4	1	...	1	1	1	2	...	...	...
	Total ...	*336*	*75*	*144*	*179*	*929*	*142*	*196*	*6*	*361*	*25*
	GRAND TOTAL	*22,474*	*877*	*1,018*	*936*	*5,769*	*4,800*	*2,757*	*102*	*2,550*	*85*

(a) Includes 100 police-constables'
(b) Do. 192 ditto.
(c) Includes 140

This content downloaded from
14.194.219.90 on Wed, 12 Jun 2024 09:45:45 +00:00
All use subject to https://about.jstor.org/terms

TABLE XI—*concluded.*

IMMIGRANTS FROM SELECTED AREAS—*concluded.*

cutta—concluded.

ACTUAL WORKERS.

DARWANS.	COBBLERS AND SHOEMAKERS.		WASHERMEN.		MILKMEN.		BARBERS.		OTHERS.	
Male.	Male.	Female.	Male.	Female.	Male.	Female.	Male.	Female.	Male.	Female.
34	35	36	37	38	39	40	41	42	43	44
...	...	...	...	...	...	...	...	...	44	14
5	...	...	...	...	...	...	...	...	39	1
...	...	...	...	...	...	...	...	...	339	18
...	...	...	...	...	...	...	...	...	85	8
...	...	...	...	...	22	5	...	...	34	4
...	...	...	...	...	...	...	...	...	21	3
...	...	...	...	...	...	...	...	...	297	13
...	...	...	...	...	...	...	92	13	26	4
...	...	...	...	...	...	...	...	...	30	3
...	...	...	...	...	...	...	...	...	32	7
...	16	...	23	3	...	...	...	...	77	2
5	16	...	23	3	22	5	92	13	1,152	88
56	...	...	...	...	...	...	...	...	81	3
...	438	4	...	...	...	...	...	...	47	19
...	...	...	156	38	...	...	...	...	66	6
...	...	...	...	...	51	6	...	...	2	...
...	...	...	...	...	...	...	...	...	48	...
...	...	...	...	...	...	...	...	...	61	1
...	369	2	...	...	...	...	...	...	98	8
...	...	...	...	...	...	...	...	...	404	25
30	...	...	...	...	...	...	118	2	50	2
...	...	...	...	...	...	...	...	...	10	2
...	...	...	...	...	...	...	...	...	83	4
...	...	...	...	...	...	...	...	...	29	10
13	...	...	...	...	...	...	...	...	42	12
...	...	...	...	...	...	...	...	...	118	4
...	...	...	...	...	...	...	...	...	221	4
...	...	...	...	...	...	...	...	...	122	...
...	...	...	...	...	...	...	...	...	53	5
102	807	6	156	38	51	6	118	2	1,535	105
101	...	...	...	...	...	...	...	...	154	1
...	175	...	...	...	...	...	...	...	67	3
...	...	...	...	...	...	...	...	...	92	5
...	...	...	...	...	118	1	...	...	146	3
...	...	...	...	...	...	...	...	...	54	...
...	...	...	...	...	...	...	...	...	69	1
...	44	1	...	...	...	...	...	...	145	1
137	...	...	...	...	...	...	...	...	65	2
...	...	...	...	...	...	...	...	...	(a)249	1
...	...	...	...	...	...	...	...	...	20	...
5	...	...	...	...	...	...	...	...	39	3
...	...	...	58	1	...	...	125	...	70	4
...	...	...	...	...	...	...	...	...	87	1
243	219	1	58	1	118	1	125	...	1,257	25
189	...	...	...	...	...	...	...	...	(b)365	1
...	1,916	8	...	...	...	...	...	...	132	6
...	...	...	116	16	...	...	...	...	158	9
...	...	...	...	...	78	6	...	...	5	...
...	...	...	...	...	...	...	...	...	77	...
...	...	...	...	...	...	...	...	...	68	...
...	...	...	...	...	...	...	...	...	35	1
...	755	1	...	...	...	...	...	...	369	6
174	...	...	...	...	...	...	...	...	68	2
...	...	...	...	...	...	...	...	...	(c)287	3
...	...	...	...	...	...	...	...	...	15	...
8	...	...	...	...	...	...	...	...	44	...
...	...	...	...	...	...	...	...	...	165	1
...	...	...	...	...	...	...	69	1	70	...
371	2,671	3	116	16	78	6	69	1	1,842	29
...	...	...	...	...	...	...	...	...	412	88
22	...	...	...	...	...	...	...	...	59	1
...	175	2	...	...	...	...	...	...	1,143	103
...	...	...	...	...	...	...	...	...	66	13
...	...	...	...	...	...	...	...	...	810	81
...	...	...	...	...	...	...	...	...	32	1
...	...	...	310	93	...	...	...	...	39	5
...	...	...	...	...	237	37	...	...	164	22
...	...	...	...	...	...	...	...	...	35	7
...	...	...	...	...	...	...	...	...	(d)1,223	111
...	137	1	...	...	...	...	...	...	29	2
...	...	...	...	...	...	...	...	...	74	3
4	...	...	...	...	...	...	104	18	112	2
...	...	...	...	...	...	...	...	...	137	12
...	...	...	...	...	...	...	...	...	49	10
...	...	...	...	...	...	...	...	...	154	2
...	...	...	...	...	...	...	...	...	60	4
...	...	...	...	...	...	...	...	...	(e)259	25
2	...	...	...	...	...	...	...	...	114	6
...	...	...	...	...	...	...	...	...	95	13
...	...	...	...	...	...	...	...	...	137	11
...	...	...	...	...	...	...	...	...	66	9
...	...	...	...	...	...	...	...	...	20	1
28	302	3	310	93	237	37	104	18	5,279	548
2,250	7,075	30	2,647	319	1,655	171	2,456	158	42,100	2,298

(c) Includes 149 police-constables.
(d) Do. 145 pleaders and 125 teachers.
goldsmiths.

This content downloaded from
14.194.219.90 on Wed, 12 Jun 2024 09:45:45 +00:00
All use subject to https://about.jstor.org/terms

APPENDIX B TO

CASTES OF IMMIGRANTS FROM SELECTED AREAS,

Cal

CASTE.	TOTAL NUMBER OF IMMIGRANTS.			AGE.					
				0—15.		15—40.		40 and over.	
	Total.	Male.	Female.	Male.	Female.	Male.	Female.	Male.	Female.
1	2	3	4	5	6	7	8	9	10
Total ...	*289,566*	*204,073*	*85,493*	*26,192*	*17,279*	*129,247*	*41,862*	*48,634*	*26,352*
Agarwala ...	5,661	3,328	2,333	467	443	2,041	1,286	820	603
Baishnab ...	7,173	2,909	4,264	641	611	1,465	2,033	803	1,621
Baidya ...	3,495	2,099	1,396	428	393	1,221	634	450	370
Brahman ...	54,612	37,249	17,263	5,641	4,084	22,785	8,234	8,823	4,945
Chamar ...	18,170	14,477	3,693	1,833	910	9,480	1,923	3,184	860
Chasi Kaibartta.	13,408	12,024	6,382	1,286	890	8,149	3,367	2,589	2,125
Dosadh ...	5,827	4,497	1,330	432	266	2,925	671	1,140	393
Dhoba ...	5,139	3,722	1,417	603	364	2,229	678	890	375
Goala ...	17,108	13,571	3,535	1,106	537	9,330	1,810	3,135	1,188
Gandhabanik	3,675	2,177	1,398	392	272	1,243	658	542	468
Kayasth ...	41,745	27,522	14,223	4,566	3,258	16,259	6,730	6,697	4,235
Khandait ...	8,315	8,080	235	235	26	6,217	126	1,628	83
Kahar ...	17,080	13,334	3,726	1,237	681	8,567	2,087	3,530	958
Kurmi ...	6,131	5,149	982	425	191	3,816	512	1,208	279
Muchi ...	7,553	5,946	1,607	919	345	3,670	685	1,357	397
Maheari ...	1,548	902	646	179	147	533	329	190	170
Napit ...	7,573	5,206	2,367	588	411	3,383	1,210	1,238	746
Rajput ...	6,730	5,473	1,257	355	201	3,915	646	1,203	410
Sadgop ...	6,973	4,169	2,813	572	338	2,631	1,353	1,007	1,122
Sunri ...	1,926	1,416	510	132	106	889	237	385	147
Subarnabanik	8,403	4,286	4,117	910	1,028	2,192	1,693	1,184	1,396
Tanti ...	8,419	4,793	3,627	659	491	2,940	1,706	1,193	1,430
Teli ...	11,546	8,231	3,315	913	578	5,261	1,581	2,057	1,156
Jolaha ...	4,990	3,798	1,192	449	271	2,965	571	1,084	350
Pathan ...	8,772	7,413	1,360	904	312	4,773	663	1,735	385
Saiyad ...	2,818	2,313	505	323	124	1,438	240	552	141

OCCUPATIONS OF

CASTE.	DAY-LABOURERS OR COOLIES.		BEGGARS.		PROSTITUTES.	JARTHES.	WORK IN DOCKS AND SHIPS.		PRIESTS.	
	Male.	Female.	Male.	Female.	Female.	Male.	Male.	Female.	Male.	Female.
	23	24	25	26	27	28	29	30	31	32
Total ...	*22,474*	*877*	*1,618*	*936*	*5,765*	*4,800*	*2,757*	*102*	*2,550*	*85*
Agarwala ...	45	...	5	7	18	6	3	...	...	...
Baishnab ...	124	32	352	307	947	8	29	2	...	...
Baidya ...	...	1	...	5	12	6	7	...	...	...
Brahman ...	1,228	10	570	188	564	163	227	2	2,550	85
Chamar ...	2,225	316	42	39	2	1,579	476	69	...	...
Chasi Kaibartta.	1,184	35	58	38	1,067	46	149	3	...	...
Dosadh ...	1,184	102	21	9	3	273	36	1	...	...
Dhoba ...	174	4	2	2	18	15	33	...	...	...
Goala ...	2,540	39	62	30	403	488	135	2	...	...
Gandhabanik	70	5	5	13	91	2	6	...	...	...
Kayasth ...	1,226	18	54	50	735	33	307	6	...	...
Khandait ...	3,833	4	30	4	31	21	437	2	...	...
Kahar ...	1,404	32	101	41	91	196	71	2	...	...
Kurmi ...	1,816	34	23	5	27	266	74	...	...	...
Muchi ...	617	59	17	20	1	220	9	2	...	...
Maheari ...	21	...	1	...	3	...	...	...	...	...
Napit ...	247	3	20	12	212	14	30	6	...	...
Rajput ...	527	5	20	5	119	166	68	...	...	...
Sadgop ...	137	11	20	23	475	9	29	...	...	...
Sunri ...	73	2	5	...	28	9	16	...	...	...
Subarnabanik	40	...	10	10	128	8	9	...	...	...
Tanti ...	948	39	49	36	443	41	167	...	...	...
Teli ...	1,428	16	24	36	327	103	89	4	...	...
Jolaha ...	602	85	28	30	3	687	64	...	...	...
Pathan ...	632	19	26	22	27	951	243	...	...	...
Saiyad ...	149	4	73	4	4	96	43	1	...	...

(*a*) Includes 397 hide-workers.
(*b*) Includes 575 syces.
(*c*) Includes 125 teachers and 145 pleader.
(*d*) Includes 788 gardeners.

This content downloaded from
14.194.219.90 on Wed, 12 Jun 2024 09:45:45 +00:00
All use subject to https://about.jstor.org/terms

TABLE XI.

WITH DETAILS OF AGE AND OCCUPATIONS.

cutta.

WORKERS.		DEPENDANTS.		OCCUPATIONS OF ACTUAL WORKERS.							
				TRADERS.		CLERKS.	GOVERNMENT SERVICE.	DOMESTIC SERVICE.		WORK IN MILLS AND FACTORIES.	
Male.	Female.	Male.	Female.	Male.	Female.	Male.	Male.	Male.	Female.	Male.	Female.
11	12	13	14	15	16	17	18	19	20	21	22
171,913	*22,690*	*32,160*	*62,805*	*33,987*	*1,917*	*11,844*	*4,682*	*23,678*	*9,529*	*5,343*	*499*
2,614	100	714	2,233	2,081	31	125	13	109	33	11	...
2,257	2,417	653	1,847	336	223	66	24	182	643	134	24
1,140	54	953	1,342	131	1	308	158	14	20	4	...
28,466	2,253	8,783	15,010	5,399	140	4,445	1,573	4,786	873	472	12
13,193	864	1,284	2,829	737	42	33	33	1,084	86	898	206
10,586	3,624	1,438	2,758	2,749	387	378	172	665	1,802	535	42
4,110	282	387	1,048	302	54	3	8	542	40	152	26
3,156	370	566	1,047	51	4	10	7	47	16	28	...
12,587	1,494	984	2,082	1,609	120	137	90	3,400	613	338	14
1,717	299	460	1,099	1,257	33	87	16	41	128	7	1
20,135	2,500	7,387	11,723	5,084	126	4,483	1,565	1,521	1,235	488	3
7,910	123	170	112	806	16	13	30	777	50	389	6
12,355	1,086	979	2,640	1,865	92	29	180	5,857	738	230	24
4,809	286	340	686	633	48	4	41	988	144	96	4
5,448	204	498	1,403	420	24	...	11	136	27	165	36
702	25	200	621	555	7	31	...	21	9	3	...
4,041	797	565	1,570	440	41	96	76	562	256	65	8
5,063	357	410	900	716	49	106	164	424	123	201	3
3,380	1,049	780	1,254	1,297	89	390	94	268	828	109	10
1,210	70	197	440	999	14	107	76	33	17	24	...
3,084	522	1,202	3,595	1,413	42	377	86	58	254	19	...
4,135	1,077	657	1,830	991	110	120	69	399	920	108	7
7,124	1,200	1,107	2,109	3,706	176	347	52	282	511	113	14
3,440	244	349	948	232	17	27	19	401	48	586	47
6,721	215	691	1,745	698	22	58	111	843	74	98	10
1,906	53	407	452	260	3	59	71	238	11	50	2

ACTUAL WORKERS.

DARWANS.	COBBLERS AND SHOEMAKERS.		WASHERMEN.		MILKMEN.		BARBERS.		OTHERS.	
Male.	Male.	Female.	Male.	Female.	Male.	Female.	Male.	Female.	Male.	Female.
33	34	35	36	37	38	39	40	41	42	43
2,250	*7,972*	*30*	*2,647*	*319*	*1,655*	*171*	*2,456*	*158*	*42,109*	*2,298*
...	...	...	...	...	...	...	...	...	216	11
...	...	...	...	...	...	...	...	...	952	239
...	...	...	...	...	...	...	...	...	518	15
1,201	...	...	...	...	...	...	...	...	5,852	379
...	3,917	20	...	...	...	...	...	...	2,729 (*a*)	84
...	...	...	...	...	...	...	...	...	4,650	250
...	...	...	...	...	...	...	...	...	1,589 (*b*)	46
...	...	...	2,647	319	...	...	...	...	142	7
...	...	...	...	...	1,655	171	...	...	2,139	101
...	...	...	...	...	...	...	...	...	216	23
...	...	...	...	...	...	...	...	...	5,374 (*c*)	338
...	...	...	...	...	...	...	...	...	1,874 (*d*)	10
...	...	...	...	...	...	...	...	...	2,408	76
...	3,155	10	...	...	...	...	...	...	868	24
...	...	...	...	...	...	...	...	...	698	25
...	...	...	...	...	...	...	...	...	70	6
...	...	...	...	...	...	...	2,456	158	635	71
888	...	...	...	...	...	...	...	...	1,783 (*e*)	53
...	...	...	...	...	...	...	...	...	1,023	113
...	...	...	...	...	...	...	...	...	467 (*f*)	9
...	...	...	...	...	...	...	...	...	1,065 (*g*)	88
...	...	...	...	...	...	...	...	...	1,243	142
...	...	...	...	...	...	...	...	...	980	122
...	...	...	...	...	...	...	...	...	803	14
161	...	...	...	...	...	...	...	...	3,505 (*h*)	41
...	...	...	...	...	...	...	...	...	867	18

(*e*) Includes 240 police-constables.
(*f*) Includes 133 liquor-sellers.
(*g*) Includes 290 goldsmiths.
(*h*) Includes 160 police-constables.

This content downloaded from
14.194.219.90 on Wed, 12 Jun 2024 09:45:45 +00:00
All use subject to https://about.jstor.org/terms

APPENDIX A TO

AGE AND OCCUPATIONS OF

Sub

BORN IN	CASTE.	TOTAL NUMBER OF IMMIGRANTS.			AGE.					
					0—15.		15—40.		40 and over.	
		Total.	Male.	Female.	Male.	Female.	Male.	Female.	Male.	Female.
1	2	3	4	5	6	7	8	9	10	11
Azamgarh ...	Brahman ...	218	179	39	6	3	134	26	39	10
	Chamar ...	842	659	183	49	16	471	121	139	46
	Goala ...	339	287	52	15	9	205	29	67	17
	Kahar ...	233	194	39	15	5	131	23	48	11
	Others ...	786	610	176	43	27	409	111	159	38
	Total ...	*2,418*	*1,929*	*489*	*128*	*57*	*1,349*	*310*	*452*	*122*
Balasore ...	Khandait ...	248	241	7	12	...	179	2	50	5
	Others ...	473	455	18	32	...	299	12	124	6
	Total ...	*721*	*696*	*25*	*44*	...	*478*	*14*	*174*	*11*
Bankura ...	.....	*423*	*210*	*213*	*19*	*25*	*123*	*114*	*68*	*74*
Benares ...	Chamar ...	815	514	301	62	51	328	190	124	76
	Others ...	1,175	768	407	95	57	462	223	211	127
	Total ...	*1,990*	*1,282*	*708*	*157*	*108*	*790*	*413*	*335*	*187*
Bikaner ...	.....	27	26	1	2	...	20	1	4	...
Burdwan ...	Kayasth ...	267	150	117	24	26	80	44	46	43
	Others ...	1,023	548	475	66	68	306	243	176	164
	Total ...	*1,290*	*698*	*592*	*90*	*94*	*386*	*291*	*222*	*207*
Cuttack ...	Dhoba ...	222	198	24	19	4	129	14	50	6
	Goala ...	333	328	5	9	...	230	4	89	1
	Kayasth ...	629	303	26	6	3	223	16	74	7
	Khandait ...	1,283	1,254	29	42	3	953	15	259	11
	Others ...	773	696	77	65	14	473	36	158	27
	Total ...	*2,940*	*2,779*	*161*	*141*	*24*	*2,008*	*85*	*630*	*52*
Dacca	Brahman ...	213	129	84	23	21	77	38	29	25
	Kayasth ...	268	135	123	14	14	89	72	32	37
	Others ...	437	242	195	31	35	144	107	67	53
	Total ...	*908*	*506*	*402*	*68*	*70*	*310*	*217*	*128*	*115*
Darbhanga ...	.....	*476*	*364*	*112*	*36*	*19*	*231*	*47*	*97*	*46*
Gaya	Chamar ...	432	315	117	39	19	185	70	91	28
	Kahar ...	213	173	40	23	10	105	20	45	10
	Others ...	1,298	813	486	101	79	486	252	226	155
	Total ...	*1,944*	*1,301*	*643*	*163*	*108*	*776*	*342*	*362*	*193*
Ghazipur ...	Chamar ...	462	337	125	49	28	218	75	70	22
	Johaha ...	235	120	115	26	27	68	53	26	35
	Pathan ...	255	174	81	25	10	97	46	52	25
	Others ...	862	625	237	65	38	402	142	158	57
	Total ...	*1,814*	*1,256*	*558*	*165*	*103*	*785*	*316*	*306*	*139*
Hooghly ...	Baisnab ...	233	97	136	12	15	87	68	48	53
	Brahman ...	519	334	185	45	41	195	91	94	53
	Chasi Kaibartta.	898	578	320	72	59	365	155	141	106
	Kayasth ...	407	241	166	46	31	107	76	90	57
	Sadgop ...	289	152	137	15	15	70	51	58	51
	Tanti ...	229	130	99	10	7	68	56	58	36
	Others ...	821	525	296	58	45	205	148	172	103
	Total ...	*3,376*	*2,065*	*1,311*	*258*	*213*	*1,146*	*639*	*661*	*459*
Howrah ...	Chasi Kaibartta.	553	320	233	31	26	165	118	124	89
	Others ...	848	459	389	66	63	267	205	126	121
	Total ...	*1,401*	*779*	*622*	*97*	*89*	*422*	*323*	*260*	*210*
Jaipur	.....	*89*	*66*	*23*	*2*	*7*	*54*	*13*	*10*	*3*
Jessore ...	Kayasth ...	437	284	153	32	25	159	78	93	55
	Others ...	576	332	244	49	52	190	127	93	65
	Total ...	*1,013*	*616*	*397*	*81*	*77*	*349*	*200*	*186*	*120*

This content downloaded from
14.194.219.90 on Wed, 12 Jun 2024 09:45:45 +00:00
All use subject to https://about.jstor.org/terms

TABLE XI.

IMMIGRANTS FROM SELECTED AREAS.

urbs.

WORKERS.		DEPENDANTS.		OCCUPATIONS OF ACTUAL WORKERS.							
				TRADERS.		CLERKS.	GOVERNMENT SERVICE.	DOMESTIC SERVICE		WORK IN MILLS AND FACTORIES.	
Male.	Female.	Male.	Female.	Male.	Female.	Male.	Male.	Male.	Female.	Male.	Female.
12	13	14	15	16	17	18	19	20	21	22	23
172	11	7	28	6	3	2	1	10	1	44	3
623	81	36	102	68	11	...	...	13	2	183	40
276	18	11	34	3	3	...	...	17	1	79	10
179	9	15	30	28	2	...	...	33	1	18	6
564	58	46	123	54	3	3	2	28	1	174	30
1,814	*172*	*115*	*317*	*164*	*22*	*5*	*3*	*101*	*6*	*497*	*89*
234	4	7	3	1	...	...	1	8	...	104	2
439	7	16	11	20	...	8	12	23	1	49	...
673	*11*	*23*	*14*	*21*	...	*8*	*13*	*31*	*1*	*153*	*2*
178	*47*	*32*	*166*	*32*	*11*	*15*	*9*	*51*	*15*	*12*	*6*
453	106	61	195	28	10	...	...	17	3	104	30
661	118	107	289	95	17	9	10	83	17	111	23
1,114	*224*	*168*	*484*	*123*	*27*	*9*	*10*	*73*	*20*	*215*	*53*
25	...	*1*	*1*	*1*	...	...	...	*8*	...	*4*	...
120	20	30	97	18	3	23	21	9	4	4	1
454	109	94	306	122	23	23	12	42	44	27	17
574	*129*	*124*	*403*	*140*	*26*	*46*	*33*	*51*	*48*	*31*	*18*
187	14	11	10	10	...	...	...	1	...	10	...
319	3	9	2	36	...	...	...	88	...	38	3
229	5	4	21	9	1	2	...	66	2	83	...
1,280	14	24	15	26	1	...	2	96	5	414	2
644	19	52	58	31	6	17	6	100	...	135	...
2,679	*55*	*100*	*106*	*112*	*8*	*19*	*8*	*351*	*7*	*679*	*5*
94	5	35	79	17	1	17	18	1	1	4	...
110	11	25	112	43	1	13	4	1	8	8	...
189	43	53	152	68	3	19	8	12	10	7	2
393	*59*	*113*	*343*	*128*	*5*	*49*	*30*	*14*	*19*	*19*	*2*
322	*18*	*42*	*94*	*60*	*1*	*2*	*2*	*44*	*2*	*28*	*8*
285	34	30	88	18	...	...	...	18	...	76	17
184	6	14	34	46	...	...	...	39	1	15	1
697	119	116	367	108	17	20	17	30	12	145	16
1,136	*159*	*165*	*484*	*172*	*17*	*20*	*17*	*87*	*13*	*236*	*34*
302	60	35	65	16	6	...	...	6	1	108	33
95	18	26	97	4	...	...	...	1	1	38	2
147	12	27	69	6	...	7	...	4	1	31	3
570	69	55	168	54	6	2	6	24	10	27	32
1,114	*159*	*142*	*399*	*80*	*12*	*9*	*6*	*35*	*13*	*334*	*70*
82	81	15	65	10	10	...	...	4	11	10	10
267	26	67	159	62	2	36	19	18	7	20	1
512	96	66	224	102	19	11	2	71	29	60	10
186	17	57	147	30	7	56	24	1	3	14	1
127	10	25	87	42	5	23	3	4	8	24	4
128	24	8	64	22	9	...	1	1	4	11	7
451	63	74	233	157	14	16	7	27	13	31	4
1,753	*342*	*312*	*969*	*425*	*66*	*142*	*56*	*126*	*74*	*170*	*37*
282	128	38	105	59	30	7	5	22	40	42	4
367	92	92	297	64	10	30	9	15	37	56	5
649	*220*	*130*	*402*	*123*	*40*	*37*	*14*	*37*	*77*	*98*	*9*
65	...	*1*	*23*	*7*	...	*3*	*1*	*7*	...	*24*	...
229	7	55	146	90	1	44	3	...	2	10	...
262	45	70	199	75	4	20	4	11	9	19	2
491	*52*	*125*	*345*	*165*	*5*	*64*	*7*	*11*	*11*	*38*	*2*

This content downloaded from
14.194.219.90 on Wed, 12 Jun 2024 09:45:45 +00:00
All use subject to https://about.jstor.org/terms

APPENDIX A TO

AGE AND OCCUPATIONS OF

Sub

BORN IN	CASTE.	OCCUPATIONS OF DAY LABOURERS OR COOLIES.		BEGGARS.		PROSTITUTES.	CARTERS.	WORK IN DOCKS AND SHIPS.		PRIESTS.	
		Male.	Female.	Male.	Female.	Female.	Male.	Male.	Female.	Male.	Female.
		24	25	26	27	28	29	30	31	32	33
Azamgarh ...	Brahman ...	20	1	1	1	1	6	1	...	12	...
	Chamar ...	222	24	...	1	...	41	3	...	...	...
	Goala ...	88	3	...	...	...	50	2	...	...	...
	Kahar ...	66	...	...	...	...	11	...	...	...	...
	Others ...	157	14	1	...	1	24	9	1	...	...
	Total ...	*553*	*42*	*2*	*2*	*2*	*132*	*15*	*1*	*12*	....
Balasore ...	Khandait ...	72	...	...	...	2	...	10	...	...	...
	Others ...	120	...	9	1	3	7	1	...	8	...
	Total ...	*192*	...	*9*	*1*	*5*	*7*	*11*	...	*8*	...
Bankura ...	.....	*8*	*1*	*6*	*4*	*8*	*1*	*1*	...	*7*	...
Benares ...	Chamar ...	131	46	...	4	1	74	22	4	...	...
	Others ...	140	29	8	5	10	47	6	...	2	...
	Total ...	*271*	*75*	*8*	*9*	*11*	*121*	*28*	*4*	*2*	...
Bikaner ...	.....	*1*	...	...	...	...	...	...	...	....	...
Burdwan ...	Kayasth ...	12	...	...	1	7	...	...	...	...	...
	Others ...	28	6	38	21	35	...	2	1	12	...
	Total ...	*40*	*6*	*38*	*22*	*42*		*2*	*1*	*12*	...
Cuttack ...	Dhoba ...	17	...	...	...	...	...	...	...	...	...
	Goala ...	58	...	...	...	...	6	13	...	...	...
	Kayasth ...	24	...	...	...	2	...	...	...	...	...
	Khandait ...	307	3	5	...	2	7	20	...	...	...
	Others ...	185	2	5	4	3	4	8	...	14	...
	Total ...	*591*	*5*	*10*	*4*	*7*	*17*	*41*	...	*14*	...
Dacca ...	Brahman ...	...	1	1	...	...	...	1	...	12	...
	Kayasth ...	8	...	...	...	2	...	1	...	...	...
	Others ...	17	3	2	7	10	...	...	...	...	...
	Total ...	*25*	*4*	*3*	*7*	*12*	...	*2*	...	*12*	...
Darbhanga ...	.....	*47*	*1*	*25*	*3*	*1*	*29*	*2*	...	*3*	...
Gaya	Chamar ...	52	9	2	3	...	50	...	...	...	...
	Kahar ...	22	4	...	...	...	6	...	...	...	...
	Others ...	97	27	16	11	12	31	4	...	6	...
	Total ...	*171*	*40*	*18*	*14*	*12*	*87*	*6*	...	*6*	...
Ghazipur ...	Chamar ...	34	15	1	...	...	92	12	...	...	...
	Jolaha ...	12	11	1	1	...	7	...	...	...	...
	Pathan ...	11	7	...	...	1	19	2	...	...	...
	Others ...	118	12	3	2	...	61	2	...	3	...
	Total ...	*175*	*45*	*5*	*3*	*1*	*179*	*16*	...	*3*	...
Hooghly ...	Baishnab ...	6	7	25	28	5	1	3	...	...	...
	Brahman ...	...	...	7	2	4	1	5	...	36	1
	Chasi Kaibartta.	69	12	...	...	17	1	9	...	...	...
	Kayasth ...	10	...	...	1	2	...	4	...	...	...
	Sadkop ...	17	...	1	2	10	7	...	...	...	...
	Tanti ...	0	...	...	2	5	...	1	...	...	...
	Others ...	42	1	4	1	8	...	3	...	...	...
	Total ...	*164*	*20*	*37*	*36*	*51*	*10*	*25*	....	*36*	*1*
Howrah ...	Chasi Kaibartta.	37	1	2	2	36	...	8	...	...	...
	Others ...	39	4	7	7	17	...	10	...	12	...
	Total ...	*76*	*5*	*9*	*9*	*53*	...	*18*	*8*	*12*	...
Jaipur... ...	.....	*15*	...	...	...	...	...	...	...	*7*	...
Jessore ...	Kayasth ...	15	...	...	...	2	...	4	...	...	...
	Others ...	14	5	9	13	6	4	5	...	1	...
	Total ...	*29*	...	*9*	*13*	*8*	*4*	*9*	...	*1*	...

This content downloaded from
14.194.219.90 on Wed, 12 Jun 2024 09:45:45 +00:00
All use subject to https://about.jstor.org/terms

TABLE XI—*continued.*

IMMIGRANTS FROM SELECTED AREAS—*continued.*

urbs—continued.

ACTUAL WORKERS.

DARWANS.	COBBLERS AND SHOEMAKERS.		WASHERMEN.		MILKMEN.		BARBERS.		OTHERS.	
Male.	Male.	Female.	Male.	Female.	Male.	Female.	Male.	Female.	Male.	Female.
34	35	36	37	38	39	40	41	42	43	44
29	...	...	...	...	...	...	...	...	40	1
...	6	1	...	...	3	1	...	...	38	2
...	...	...	...	...	...	...	...	...	29	...
...	...	...	...	...	...	...	...	...	23	...
11	10	...	...	1	...	...	12	...	75	2
40	*16*	*1*	*4*	*1*	*3*	*1*	*12*	...	*255*	*5*
...	...	...	...	...	...	...	...	...	...	...
...	...	...	20	1	94	...	6	...	38	...
	...	...	62	...	...	...	...	...	1	
	...	...	*20*	*1*	*94*	...	*6*	...	*100*	*1*
2	...	...	...	...	*4*	*1*	...	...	*30*	*1*
...	14	1	...	...	...	...	...	...	70	7
19	10	...	11	3	15	3	19	1	96	10
19	*24*	*1*	*11*	*3*	*15*	*3*	*19*	*1*	*166*	*17*
...	...	...	...	...	...	...	*5*	...	6	...
...	...	...	...	...	...	...				
...	...	...	...	...	...	...	...	...	33	4
1	3	...	6	5	41	...	6	2	91	15
1	*3*	...	*6*	*5*	*41*	...	*6*	*2*	*124*	*19*
...	...	...	...	...	...	...	...	...	1	
...	...	...	148	14	35	...	...	...	45	...
...	...	...	...	...	...	...	...	...	115	...
...	...	...	...	...	...	...	...	...	354*	...
7	...	...	...	...	...	...	3	1	129	1
7	...	...	*148*	*14*	*35*	...	*3*	*1*	*644*	3
										4
4	...	...	...	...	...	...	...	...	19	2
...	...	...	...	...	...	...	...	...	32	...
...	7	...	...	...	6	4	1	2	42	2
4	*7*	...	...	...	*6*	*4*	*1*	*2*	*93*	*4*
...	*17*	...	...	...	*9*	...	*3*	...	*58*	*2*
...	23	...	...	...	...	...	...	...	46	5
...	...	...	...	...	...	...	...	...	24	...
13	19	...	20	2	...	...	23	...	148	22
13	*42*	...	*20*	*2*	...	...	*23*	...	*218*	*27*
...	21	3	...	...	...	...	...	...	23	1
...	...	...	...	...	...	...	...	...	32	3
8	...	...	...	...	...	...	...	...	59	...
20	...	...	21	2	4	...	9	2	75	4
28	*21*	*3*	*21*	*2*	*4*	...	*9*	*2*	*189*	*8*
...	...	...	...	...	...	...	...	...	23	10
3	...	...	...	...	...	...	...	...	60	9
...	...	...	...	...	...	...	...	...	187	9
...	...	...	...	...	...	...	...	...	47	3
...	...	...	...	...	...	...	...	...	6	1
...	...	...	...	...	...	...	...	...	72	2
4	2	...	14	10	41	5	16	3	87	5
7	*2*	...	*14*	*10*	*41*	*5*	*16*	*3*	*482*	*39*
...	...	...	...	...	...	...	...	...	100	7
...	1	...	9	1	11	2	6	...	98	9
...	*1*	...	*9*	*1*	*11*	*2*	*6*	...	*198*	*16*
1	...	...	...	...	...	...	...	...	...	...
...	...	...	...	...	...	...	...	...	54	2
3	...	...	29	3	10	...	4	3	54	5
3	...	...	*29*	*3*	*10*	...	*4*	*3*	*108*	*7*

* Includes 280 gardeners.

This content downloaded from
14.194.219.90 on Wed, 12 Jun 2024 09:45:45 +00:00
All use subject to https://about.jstor.org/terms

APPENDIX A TO

AGE AND OCCUPATIONS OF

Sub

BORN IN	CASTE.	TOTAL NUMBER OF IMMIGRANTS.			AGE.					
					0–15.		15–40.		40 and over.	
		Total.	Male.	Female.	Male.	Female.	Male.	Female.	Male.	Female.
1	2	3	4	5	6	7	8	9	10	11
Jaunpur ...	Chamar ...	943	703	240	49	36	505	146	149	58
	Goala ...	329	285	44	23	5	211	30	51	9
	Others ...	885	711	174	63	30	480	105	168	39
	Total ...	*2,157*	*1,699*	*458*	*135*	*71*	*1,196*	*281*	*368*	*106*
Midnapore ...	Baishnab ...	535	190	345	22	20	79	137	89	188
	Brahman ...	228	131	97	12	14	82	43	37	40
	Chasi Kaibartta.	2,494	1,297	1,197	150	101	796	574	351	522
	Kayasth ...	265	150	115	12	11	0	51	45	53
	Tanti ...	279	151	128	18	10	90	59	53	59
	Others ...	777	389	388	35	40	281	184	133	104
	Total ...	*4,578*	*2,308*	*2,270*	*249*	*196*	*1,348*	*1,048*	*711*	*1,026*
Monghyr ...	.....	*695*	*533*	*162*	*94*	*39*	*276*	*82*	*163*	*41*
Muzaffarpur ...	Dosadh ...	256	235	21	13	3	166	13	56	6
	Others ...	796	656	140	49	18	458	80	149	42
	Total ...	*1,052*	*891*	*161*	*62*	*21*	*624*	*92*	*205*	*48*
Nadia	Kayasth ...	239	145	94	27	21	53	36	65	37
	Others ...	854	391	463	55	72	187	210	149	181
	Total ...	*1,093*	*536*	*557*	*82*	*93*	*240*	*246*	*214*	*218*
Patna	.....	*1,202*	*761*	*441*	*103*	*66*	*436*	*246*	*222*	*129*
Saran	.....	*935*	*724*	*211*	*58*	*37*	*447*	*106*	*219*	*68*
Shahabad ...	.....	*1,781*	*1,382*	*399*	*178*	*63*	*856*	*223*	*348*	*113*
24-Parganas ...	Baishnab ...	1,640	752	888	302	270	200	356	151	262
	Brahman ...	2,089	1,208	881	419	352	559	356	230	173
	Chamar ...	847	489	358	294	225	145	96	52	37
	Chasi Kaibartta.	3,587	2,036	1,551	623	590	899	643	514	328
	Dhobi ...	468	281	187	123	83	105	62	53	42
	Goala ...	810	462	348	193	143	175	186	94	69
	Kayasth ...	1,851	1,001	850	419	315	411	323	171	212
	Muchi ...	298	184	114	85	49	64	44	35	21
	Napit ...	479	249	230	81	89	110	87	58	54
	Sadgop ...	1,251	639	612	224	226	288	212	127	174
	Tanti ...	626	286	340	136	134	90	128	51	78
	Teli ...	323	188	135	83	51	67	43	35	41
	Jolaha ...	295	148	147	102	91	28	35	18	18
	Pathan ...	420	214	206	129	94	67	77	27	35
	Others ...	1,120	646	474	261	210	258	168	127	106
	Total ...	*16,114*	*8,785*	*7,331*	*3,463*	*2,922*	*3,574*	*2,759*	*1,746*	*1,650*
	Grand Total	*50,437*	*32,190*	*18,247*	*5,275*	*4,402*	*18,224*	*8,408*	*8,091*	*6,537*

This content downloaded from
14.194.219.90 on Wed, 12 Jun 2024 09:45:45 +00:00
All use subject to https://about.jstor.org/terms

TABLE XI—*continued.*

IMMIGRANTS FROM SELECTED AREAS—*continued.*

urbs—continued.

WORKERS.		DEPENDANTS.		OCCUPATIONS OF ACTUAL WORKERS.							
				TRADERS.		CLERKS.	GOVERNMENT SERVICE.	DOMESTIC SERVICE.		WORK IN MILLS AND FACTORIES.	
Male.	Female.	Male.	Female.	Male.	Female.	Male.	Male.	Male.	Female.	Male.	Female.
12	13	14	15	16	17	18	19	20	21	22	23
666	105	87	135	67	8	...	...	10	1	237	42
274	11	11	33	29	...	...	1	8	1	58	2
669	67	42	107	63	4	6	5	29	8	91	7
1,609	*183*	*90*	*275*	*159*	*12*	*6*	*6*	*47*	*10*	*386*	*51*
169	221	21	124	27	45	1	...	5	21	27	25
112	30	10	67	22	7	3	3	27	7	7	2
1,173	620	124	377	156	171	5	5	51	114	275	123
136	44	24	71	24	9	23	8	5	10	17	10
138	68	13	60	14	19	2	2	4	10	21	11
350	225	30	163	61	46	2	2	21	43	25	30
2,068	*1,208*	*240*	*1,062*	*304*	*297*	*36*	*20*	*113*	*205*	*372*	*201*
449	*48*	*84*	*114*	*44*	*5*	*12*	*15*	*41*	*2*	*84*	*15*
224	4	11	17	8	..	...	1	4	...	3	...
617	20	39	120	72	3	3	5	30	2	65	1
841	*24*	*50*	*137*	*80*	*3*	*3*	*6*	*40*	*2*	*68*	*1*
110	9	35	85	25	2	42	12	1	2	4	...
316	145	75	318	67	20	8	16	38	18	18	11
426	*154*	*110*	*403*	*92*	*22*	*50*	*28*	*39*	*20*	*22*	*11*
652	*122*	*109*	*319*	*77*	*18*	*26*	*15*	*45*	*10*	*104*	*29*
655	*47*	*69*	*164*	*84*	*9*	*28*	*37*	*46*	*4*	*91*	*6*
1,225	*104*	*157*	*295*	*194*	*15*	*27*	*16*	*57*	*18*	*233*	*22*
460	277	282	611	61	47	12	4	16	30	105	55
662	64	546	817	145	13	97	55	52	7	42	2
238	35	251	323	18	10	...	...	12	1	51	9
1,323	243	778	1,378	296	68	50	17	126	51	291	25
175	46	106	141	5	1	...	...	4	2	9	1
253	62	229	286	50	8	4	1	15	8	25	3
515	47	486	303	85	7	126	59	29	9	59	7
109	18	75	96	20	8	...	...	5	...	13	2
164	40	95	190	20	4	13	1	13	10	36	1
879	78	260	534	100	14	21	14	4	14	74	6
138	77	148	263	30	16	1	4	6	43	25	12
101	28	87	107	40	7	3	5	9	5	16	3
54	14	94	133	6	3	2	...	4	...	9	4
99	17	115	189	19	3	3	4	3	2	18	1
367	70	279	404	75	17	7	12	50	15	33	3
5,017	*1,116*	*3,766*	*6,215*	*975*	*211*	*339*	*174*	*348*	*165*	*806*	*146*
25,922	*4,713*	*6,268*	*13,534*	*3,692*	*832*	*955*	*526*	*1,866*	*743*	*4,701*	*824*

This content downloaded from
14.194.219.90 on Wed, 12 Jun 2024 09:45:45 +00:00
All use subject to https://about.jstor.org/terms

APPENDIX A TO

AGE AND OCCUPATIONS OF

Sub

OCCUPATIONS OF

BORN IN	CASTE	DAY LABOURERS OR COOLIES.		BEGGARS.		PROSTITUTES.	CARTERS.	WORK IN DOCKS AND SHIPS.		PRIESTS.	
		Male.	Female.	Male.	Female.	Female.	Male.	Male.	Female.	Male.	Female.
		24	25	26	27	28	29	30	31	32	33
Jaunpur ...	Chamar ...	231	45	3	3	...	18	43	1	...	...
	Goala ...	93	7	1	...	...	67	1	...	...	...
	Others ...	289	38	7	4	1	45	2	...	2	...
	Total ...	*613*	*90*	*11*	*7*	*1*	*130*	*46*	*1*	*2*	...
Midnapore ...	Baishnab ...	18	15	28	77	26	1	2	...	..	...
	Brahman ...	3	2	1	6	4	...	2	...	20	...
	Chasi Kaibarttas.	375	23	2	14	100	1	6	...	...	...
	Kayasth ...	8	2	...	3	4	...	4	...	...	...
	Tanti ...	30	2	2	4	16	2	2	...	...	...
	Others ...	53	4	2	7	24	13	1	2	...	...
	Total ...	*487*	*48*	*35*	*111*	*184*	*17*	*17*	*2*	*20*	...
Monghyr ...	.....	*83*	*14*	*1*	*2*	*1*	*14*	*12*	..	*1*	..
Muzaffarpur ...	Dosadh ...	58	2	...	1	...	18	...	...	...	...
	Others ...	118	3	3	1	6	89	7	...	3	...
	Total ...	*176*	*5*	*3*	*2*	*6*	*107*	*7*	...	*3*	...
Nadia	Kayasth ...	7	...	...	1	3	...	...	...	...	...
	Others ...	25	1	27	41	25	6	4	...	4	2
	Total ...	*32*	*1*	*27*	*42*	*28*	*6*	*4*	...	*4*	*2*
Patna	.....	*144*	*32*	*10*	*2*	*3*	*18*	*1*	...	...	...
Saran	.....	*143*	*12*	*5*	*5*	*5*	*54*	*13*	*1*	*4*	...
Shahabad ...	.....	*294*	*27*	*12*	*9*	*1*	*68*	*68*	*2*	*4*	...
24-Parganas ...	Baishnab ...	32	8	46	57	47	6	11	...	...	...
	Brahman ...	20	1	12	7	14	2	3	...	70	3
	Chamar ...	55	10	...	...	1	34	..	..	...	...
	Chasi Kaibartt.	180	9	8	12	58	5	4	...	...	...
	Dhobi ...	13	...	2	1	4	3	...	...	...	...
	Goala ...	10	5	...	1	15	6	7	...	...	...
	Kayasth ...	33	...	2	1	12	1	3	...	...	...
	Muchi ...	21	1	1	1	...	1	...	...	...	...
	Napit ...	9	3	1	...	7	...	1	...	...	...
	Sadgop ...	28	5	2	3	12	3	1	...	...	...
	Tanti ...	19	...	3	4	18	4	1	...	...	...
	Tili ...	2	...	1	...	3	1	..	...	...	...
	Jolaha ...	3	3	1	2	...	14	...	...	...	...
	Pathan ...	9	1	...	6	1	12	1	...	...	...
	Others ...	37	7	8	7	11	17	7	...	...	...
	Total ..	*471*	*53*	*87*	*102*	*203*	*109*	*40*	...	*70*	*3*
	Grand Total	*4,801*	*525*	*370*	*409*	*645*	*1,110*	*384*	*29*	*243*	*6*

This content downloaded from
14.194.219.90 on Wed, 12 Jun 2024 09:45:45 +00:00
All use subject to https://about.jstor.org/terms

TABLE XI—*concluded.*

IMMIGRANTS FROM SELECTED AREAS—*concluded.*

urbs—concluded.

ACTUAL WORKERS.

DARWANS.	COBBLERS AND SHOEMAKERS.		WASHERMEN.		MILKMEN.		BARBERS.		OTHERS.	
Male.	Male.	Female.	Male.	Female.	Male.	Female.	Male.	Female.	Male.	Female.
34	35	36	37	38	39	40	41	42	43	44
...	7	...	...	...	... 8	... 1	...	...	50	5
... 34	... 1	...	... 7	...	...	...	... 12	...	8	...
34	*8*	...	*7*	...	*8*	*1*	*12*	...	76	5
									134	*10*
...	...	...	...	...	...	...	...	...	60	12
...	...	...	...	...	...	...	...	...	24	2
...	...	...	...	...	...	...	...	...	297	69
...	...	...	...	...	...	...	...	...	37	6
... 3	... 8	...	... 25	... 24	... 22	... 6	... 21	... 10	59	6
3	*8*	...	*25*	*24*	*22*	*6*	*21*	*10*	91	25
									568	*120*
7	*56*	*6*	*1*	...	*4*	...	*12*	*1*	*62*	*2*
...	...	...	...	...	...	...	...	...	132	1
...	55	...	26	...	...	...	21	...	114	4
...	*55*	...	*26*	...	...	...	*21*	...	*246*	*5*
...	...	...	...	...	...	...	...	...	19	1
4	4	...	6	3	12	3	17	...	60	21
4	*4*	...	*6*	*3*	*12*	*3*	*17*	...	*79*	*22*
10	*18*	...	*28*	*4*	*3*	...	*15*	...	*138*	*24*
28	*3*	...	*9*	*3*	*9*	...	*6*	...	*98*	*9*
33	*30*	...	*37*	*1*	*7*	...	*4*	*1*	*911*	*8*
...	...	...	...	...	...	...	...	...	167	33
13	...	...	...	...	...	...	...	...	153	17
...	46	...	...	...	...	...	...	...	21	4
...	...	...	...	...	...	...	...	...	466	30
...	...	...	129	35	...	...	...	...	10	2
...	...	...	...	...	71	21	...	...	44	6
...	...	...	...	...	...	...	...	...	118	11
...	35	...	...	...	...	...	...	...	13	...
...	...	...	...	...	...	...	24	8	46	7
...	...	...	...	...	...	...	...	...	72	24
...	...	...	...	...	...	...	...	...	45	14
...	...	...	...	...	...	...	...	...	18	4
...	...	...	...	...	...	...	...	...	16	2
4	...	...	...	...	...	...	...	...	26	3
5	...	...	...	...	...	...	...	...	116	13
32	*81*	...	*129*	*35*	*71*	*21*	*24*	*8*	*1,271*	*169*
263	*396*	*11*	*556*	*116*	*396*	*43*	*245*	*34*	*5,478*	*512*

This content downloaded from
14.194.219.90 on Wed, 12 Jun 2024 09:45:45 +00:00
All use subject to https://about.jstor.org/terms

APPENDIX B

CASTES OF IMMIGRANTS FROM SELECTED AREAS

Sub

CASTE.	TOTAL NUMBER OF IMMIGRANTS.			AGE.					
				0—15.		15—40.		40 and over.	
	Total.	Male.	Female.	Male.	Female.	Male.	Female.	Male.	Female.
1	2	3	4	5	6	7	8	9	10
Total ...	*50,437*	*32,190*	*18,247*	*5,875*	*4,502*	*18,224*	*8,408*	*8,091*	*5,337*
Agarwala ...	31	18	13	2	5	12	6	4	2
Baishnab ...	3,364	1,462	1,902	380	401	620	329	462	681
Baidya ...	116	64	52	17	19	38	32	9	11
Brahman ...	5,330	3,456	1,874	659	531	1,991	843	806	501
Chamar ...	5,174	3,539	1,636	611	440	2,178	855	749	341
Chasi Kaibartta.	8,217	4,605	3,612	932	817	2,438	1,636	1,235	1,159
Dhoba ...	1,384	902	482	203	130	672	230	237	122
Dosadh ...	1,119	847	272	99	59	534	138	214	75
Goala ...	3,434	2,532	902	337	229	1,543	448	652	225
Gandhabanik ...	381	233	148	57	47	114	64	62	37
Kahar ...	1,319	982	337	120	83	626	173	236	82
Kayasth ...	4,991	3,047	1,944	686	487	1,544	846	817	611
Khandait ...	1,613	1,522	91	58	18	1,146	45	318	28
Kurmi ...	666	510	156	63	36	324	74	123	46
Maheori ...	19	18	1	1	...	9	...	8	1
Muchi ...	1,414	949	465	156	100	516	245	277	120
Napit ...	1,268	765	503	124	129	445	226	196	148
Rajput ...	935	806	129	60	20	569	72	177	37
Sadgop ...	2,040	1,061	979	266	264	527	378	268	337
Sunri ...	444	303	141	45	36	171	58	89	47
Subarnabanik	309	181	128	46	29	92	61	43	38
Tanti ...	1,922	1,078	844	234	183	574	407	270	254
Teli ...	1,666	1,189	477	204	105	663	237	321	135
Jolaha ...	1,755	682	473	199	157	336	196	147	120
Pathan ...	1,731	1,173	558	263	140	600	274	311	144
Saiyad ...	396	268	128	56	37	142	56	70	35

CASTE.	OCCUPATIONS OF									
	DAY-LABOURERS AND COOLIES.		BEGGARS.		PROSTITUTES.	CASTERS.	WORK IN DOCKS AND SHIPS.		PRIESTS.	
	Male.	Female.	Male.	Female.	Female.	Male.	Male.	Female.	Male.	Female.
	23	24	25	26	27	28	29	30	31	32
Total ...	*4,801*	*525*	*370*	*409*	*645*	*1,110*	*384*	*20*	*243*	*6*
Agarwala ...	...	...	...	...	1	1	...	...	...	...
Baishnab ...	102	38	186	237	113	10	18	...	...	...
Baidya ...	...	...	...	...	1	...	...	...	...	...
Brahman ...	170	11	44	22	40	41	25	...	243	6
Chamar ...	810	173	15	18	4	340	88	5	...	...
Chasi Kaibartta.	724	50	16	33	244	9	32	8	...	...
Dhoba ...	70	2	3	7	6	2	2	...	...	...
Dosadh ...	210	24	19	6	...	57	8	2	...	...
Goala ...	511	24	5	7	22	195	48	2	...	...
Gandhabanik ...	11	1	...	2	5	4	1	...	...	...
Kahar ...	257	20	3	1	3	47	19	...	...	...
Kayasth ...	162	5	6	9	40	5	20	...	...	...
Khandait ...	380	3	6	...	10	7	30	...	...	...
Kurmi ...	150	28	5	1	...	87	4	1	...	...
Maheori ...	6	...	...	...	...	...	...	...	...	...
Muchi ...	266	58	8	5	1	36	14	...	...	...
Napit ...	72	3	2	2	26	4	13	...	...	...
Rajput ...	166	9	1	1	4	57	7	...	...	...
Sadgop ...	76	6	5	9	40	13	3	1	...	...
Sunri ...	33	1	...	1	5	12	2	...	...	...
Subarnabanik	4	...	3	1	13	3	2	...	...	...
Tanti ...	223	3	6	12	48	29	4	...	...	...
Teli ...	182	15	5	1	14	16	22	...	...	...
Jolaha ...	50	56	12	14	...	72	4	...	...	...
Pathan ...	141	13	5	17	6	96	12	1	...	...
Saiyad ...	24	2	6	3	1	11	6	...	...	...

This content downloaded from
14.194.219.90 on Wed, 12 Jun 2024 09:45:45 +00:00
All use subject to https://about.jstor.org/terms

TO TABLE XI.

WITH DETAILS OF AGE AND OCCUPATIONS.

urbs.

Workers.		Dependants.		Occupations of actual workers.							
				Traders.		Clerks.	Government Service.	Domestic Service.		Work in Mills and Factories.	
Male.	Female.	Male.	Female.	Male.	Female.	Male.	Male.	Male.	Female.	Male.	Female.
11	12	13	14	15	16	17	18	19	20	21	23
25,922	*4,713*	*6,268*	*13,536*	*3,692*	*832*	*955*	*526*	*1,806*	*744*	*4,701*	*816*
16	3	2	10	5	...	...	...	2	...	6	2
1,089	786	373	1,106	160	130	18	5	87	95	164	110
33	1	31	51	1	...	12	4	...	...	1	...
2,553	227	903	1,647	405	38	244	152	282	49	263	17
3,028	498	510	1,138	242	54	3	...	86	13	839	192
3,607	1,170	998	2,442	619	296	84	36	328	253	698	166
721	143	181	339	18	2	...	2	8	4	29	2
748	65	99	207	54	5	...	1	35	1	93	21
2,164	231	368	681	272	40	8	7	204	29	236	39
157	21	70	127	77	3	2	3	7	5	18	2
876	102	106	235	120	11	...	...	166	39	127	22
2,198	202	849	1,742	368	40	431	222	172	51	253	22
1,488	40	34	51	27	9	...	3	114	9	519	8
450	67	60	89	35	16	...	8	70	6	66	6
17	...	1	1	...	...	...	2	...	...	...	...
807	115	143	349	58	13	...	...	12	4	175	29
628	142	137	361	44	18	24	3	29	37	75	8
744	39	63	90	89	5	9	5	28	5	129	14
741	213	320	760	276	51	58	21	29	50	134	10
247	26	56	115	85	11	15	2	11	3	21	3
127	31	54	97	44	3	11	4	5	7	9	2
885	201	213	583	103	48	5	12	25	43	159	51
980	123	208	355	397	19	12	18	25	22	181	35
509	99	173	374	37	10	4	2	19	3	230	26
923	88	250	470	125	9	12	11	44	13	198	19
206	20	62	108	31	1	3	3	12	3	28	1

ACTUAL WORKERS.

Dairymen.	Cobblers and Shoemakers.		Washermen.		Milkmen.		Barbers.		Others.	
Male.	Male.	Female.	Male.	Female.	Male.	Female.	Male.	Female.	Male.	Female.
33	34	35	36	37	38	39	40	41	42	43
263	*396*	*11*	*556*	*116*	*396*	*43*	*245*	*34*	*5,478*	*512*
...	...	...	...	...	...	...	...	...	2	...
...	...	...	...	...	...	...	...	...	329	74
...	...	...	...	...	...	...	...	...	15	...
147	...	...	...	...	...	...	...	...	537	44
...	220	11	...	...	...	...	...	...	379	28
...	...	...	...	...	...	...	...	...	1,061	120
...	...	..	556	116	...	...	...	...	29	4
...	...	...	...	...	...	...	...	...	271	6
...	...	...	...	...	396	43	...	...	233	15
...	...	...	...	...	...	...	...	...	34	3
...	...	...	...	...	...	...	...	...	137	7
...	...	...	...	...	...	...	..	...	559	35
...	...	...	...	...	...	...	...	...	402*	1
...	...	...	...	...	...	...	...	...	69	9
...	...	...	...	...	...	...	...	...	9	...
...	176	...	...	...	...	...	...	...	63	6
...	...	...	...	...	...	...	245	34	117	14
62	...	...	...	...	...	...	..	...	169	1
...	...	...	...	...	...	...	...	...	126	37
..	...	...	...	...	...	...	...	...	66	2
	...	...	...	...	...	...	...	...	44	5
...	...	...	...	...	...	...	...	...	300	56
...	...	...	...	...	...	...	...	...	123	16
...	...	...	...	...	...	...	...	...	79	10
34	...	...	...	...	...	...	...	...	245	10
...	...	...	...	...	...	...	...	...	82	9

* Includes 289 gardeners.

This content downloaded from 14.194.219.90 on Wed, 12 Jun 2024 09:45:45 +00:00
All use subject to https://about.jstor.org/terms



This content downloaded from
14.194.219.90 on Wed, 12 Jun 2024 09:45:45 +00:00
All use subject to https://about.jstor.org/terms

TABLE XII.

INFIRMITIES.

THIS table shows the distribution by age of persons suffering from any of the infirmities recorded at the census, viz., insanity, deaf-mutism from birth, blindness and leprosy. Those persons who were returned as suffering from more than one infirmity have been shown under each. Consequently, the number shown for "Total afflicted" in columns 2, 3 and 4 does not always agree with the total of the figures for each infirmity. The following is a list of these double infirmities :—

	Calcutta.			Suburbs.		
	Total.	Male.	Female.	Total.	Male.	Female.
Insane and lepers	2	1	1	...	...	...
Insane and deaf-mutes	7	7	...	1	1	...
Deaf-mutes and blind	1	1	...	...	...	...
Deaf-mutes and lepers	1	1	...	...	...	...
Blind and lepers	2	2	..	...	...	...
Total ...	13	12	1	1	1	...

	Age.	Total afflicted.			Insane.			Deaf-mutes.			Blind.			Lepers.		
		Total.	Male.	Female.	Total.	Male.	Female.	Total.	Male.	Female.	Total.	Male.	Female.	Total.	Male.	Female.
	1	2	3	4	5	6	7	8	9	10	11	12	13	14	15	16
Calcutta.	All ages ...	1,511	976	535	326	234	94	275	173	102	650	385	265	271	196	75
	0—1 ...	1	1	...	...	...	...	...	...	...	1	1	...	...	...	...
	1—2 ...	2	1	1	...	...	...	2	1	1	...	...	...	...	...	...
	2—3 ...	2	1	1	...	...	...	6	5	1	3	3	...	...	...	...
	3—4 ...	5	4	1	...	...	...	2	1	1	2	2	...	1	1	...
	4—5 ...	8	7	1	1	1	...	5	4	1	2	2	...	...	...	...
	Total 0—5 ...	25	21	4	1	1	...	15	11	4	8	8	...	1	1	...
	5—10 ...	65	43	22	4	4	...	37	19	18	23	19	4	1	1	...
	10—15 ...	76	55	21	9	5	4	33	25	8	29	20	9	6	6	...
	15—20 ...	75	56	19	20	17	3	34	22	12	15	14	1	9	6	3
	20—25 ...	99	64	35	32	22	10	29	17	12	31	21	10	9	6	3
	25—30 ...	154	107	47	47	35	12	23	14	9	43	27	16	44	34	10
	30—35 ...	153	113	40	47	38	9	29	18	11	40	27	13	37	30	7
	35—40 ...	107	66	41	34	23	11	17	8	9	30	22	8	28	15	13
	40—45 ...	169	113	56	47	29	18	19	12	7	60	39	21	44	34	10
	45—50 ...	90	63	27	29	20	9	9	8	1	37	22	15	16	13	3
	50—55 ...	144	92	52	28	18	8	13	10	3	72	40	32	33	24	9
	55—60 ...	50	33	17	13	10	3	3	3	...	25	13	12	9	7	2
	60—65 ...	128	65	63	8	5	3	11	6	5	68	41	45	23	13	10
	65—70 ...	28	16	12	5	4	1	1	...	1	20	11	9	2	1	1
	70 and over.	148	69	79	6	3	3	2	...	2	131	61	70	9	5	4
Suburbs.	All ages ...	272	165	107	65	57	28	50	36	14	116	56	60	22	17	5
	0—1 ...	...	...	...	...	...	...	...	...	...	...	...	...	...	...	...
	1—2 ...	1	...	1	1	...	1	...	...	...	...	...	...	...	...	...
	2—3 ...	1	...	1	...	...	...	...	...	...	1	...	1	...	...	...
	3—4 ...	4	3	1	1	...	1	1	1	...	2	1	1	...	...	...
	4—5 ...	7	5	2	...	...	...	2	2	...	5	3	2	...	...	...
	Total 0—5 ...	13	7	6	2	...	2	3	3	...	8	4	4	...	...	...
	5—10 ...	22	14	8	...	...	...	16	10	6	6	4	2	...	...	...
	10—15 ...	17	14	3	3	3	...	8	6	2	5	4	1	1	1	...
	15—20 ...	16	11	5	4	2	2	5	3	2	7	6	1	...	...	...
	20—25 ...	17	14	3	12	11	1	1	1	...	4	2	2	...	...	...
	25—30 ...	24	18	6	18	14	4	2	2	...	4	3	1	1	1	...
	30—35 ...	34	20	14	16	10	6	8	5	3	7	3	4	3	3	...
	35—40 ...	16	11	5	5	3	2	2	2	...	5	3	2	4	3	1
	40—45 ...	17	9	8	8	4	4	1	...	1	5	2	3	3	3	...
	45—50 ...	16	12	4	9	8	1	...	...	...	6	3	3	1	1	...
	50—55 ...	16	7	9	2	1	1	4	4	...	7	1	6	3	1	2
	55—60 ...	5	3	2	...	...	...	...	...	...	4	2	2	1	1	...
	60—65 ...	28	13	15	3	1	2	...	...	...	22	11	11	3	1	2
	65—70 ...	2	...	2	...	...	...	...	...	...	2	...	2	...	...	...
	70 and over.	29	12	17	3	...	3	...	...	...	24	10	14	2	2	...

This content downloaded from
14.194.219.90 on Wed, 12 Jun 2024 09:45:45 +00:00
All use subject to https://about.jstor.org/terms

TABLE XIIA.

INFIRMITIES BY SELECTED CASTES, TRIBES OR RACES.

THIS table shows, for Calcutta and the Suburban Municipalities taken together, the distribution of the infirmities dealt with in the preceding table among different castes, tribes and races.

CASTE, TRIBE OR RACE.	POPULATION DEALT WITH.			INSANE.			DEAF-MUTES.			BLIND.			LEPERS.		
	Total.	Male.	Female	Total.	Male.	Female.	Total.	Male.	Female.	Total.	Male.	Female.	Total.	Male.	Female.
1	2	3	4	5	6	7	8	9	10	11	12	13	14	15	16
Bagdi	9,086	4,329	4,757	12	8	4	8	3	5	7	4	3	5	1	4
Baishnab	16,997	7,277	9,720	10	6	4	4	3	1	21	12	9	3	1	2
Baniya	1,454	1,053	401	4	4	...	4	4	...	8	6	2	4	3	1
Brahman	107,141	73,253	33,888	37	27	10	30	20	10	41	28	13	8	6	2
Chunar	33,808	25,454	8,354	2	2	...	4	4	...	24	13	11	11	10	1
Dhoba	10,981	7,121	3,860	3	3	...	3	3	...	9	5	4	3	2	1
Dom	6,024	3,476	2,548	2	1	1	3	2	1	4	2	2	...	...	...
Doradh	10,716	7,777	2,939	...	...	...	5	3	2	20	13	7	7	6	1
Gandhabanik ...	7,636	5,539	2,097	5	4	1	11	4	7	6	6	...	1	...	1
Goala	31,480	23,936	7,544	8	5	3	5	4	1	16	9	7	7	4	3
Kahar	24,006	19,143	4,863	2	2	...	3	1	2	15	8	7	11	8	3
Kaibartta (unspecified.)	7,791	3,812	3,979	9	4	5	6	3	3	12	6	6	5	3	2
Kaibartta (Chasi ...	31,951	19,551	12,400	12	11	1	4	3	1	20	9	11	7	5	2
Kaibartta Jaliya	4,218	2,283	1,935	2	1	1	1	1	...	5	...	5	2	2	...
Kalu ...	4,178	2,430	1,748	6	4	2	...	...	...	5	3	2	4	1	3
Kamar	8,140	4,909	3,231	6	4	2	3	2	1	6	3	3	2	1	1
Kayasth	86,644	54,458	32,186	43	38	5	31	19	12	31	20	11	5	3	2
Kurmi	9,429	7,726	1,703	2	1	1	4	3	1	5	4	1	4	4	...
Namasudra ...	2,084	1,198	886	4	1	3	4	2	2	4	1	3	3	3	...
Napit	12,630	8,339	4,291	10	6	4	6	6	...	17	14	3	1	1	...
Rajput	14,731	12,106	2,625	7	7	...	4	...	4	5	4	1	2	2	...
Sadgop	13,924	7,838	6,086	4	3	1	11	9	2	14	9	5	4	2	2
Subarnabanik ...	28,780	16,863	12,917	10	8	2	15	9	6	17	4	13	1	1	...
Tanti and Tatwa ...	21,751	11,632	10,119	14	13	1	19	14	5	18	9	9	6	3	3
Teli and Tili ...	20,646	14,179	6,467	8	8	...	9	3	6	12	7	5	9	7	2
Joisha	8,864	6,375	2,489	1	...	1	1	...	1	6	3	3	1	...	1
Pathan	21,025	16,141	4,884	2	2	...	4	...	4	17	11	6	7	6	1
Saiyad	7,254	5,251	2,003	1	...	1	1	1	...	8	6	2	4	3	1
Sheikh	257,170	176,093	81,077	76	50	26	62	41	21	232	137	95	62	51	11
Anglo-Indian ...	14,469	7,064	7,405	31	14	17	4	3	1	21	8	13	2	2	...
European and allied races.	13,608	9,056	4,752	25	14	11	6	3	3	9	3	6	2	2	...
Indian Christian	11,402	6,390	5,012	6	5	1	4	1	3	19	8	11	73	49	24
Jew	1,920	934	986	2	2	...	1	1	...	4	1	3	1	...	1
Others	...	...	...	47	33	14	45	34	11	107	65	42	28	23	5

This content downloaded from
14.194.219.90 on Wed, 12 Jun 2024 09:45:45 +00:00
All use subject to https://about.jstor.org/terms

TABLE XIII.

CASTE, TRIBE, RACE OR NATIONALITY.

THIS table contains statistics of the different castes, tribes, races, and nationalities arranged by religions. It may be explained that the strength of some castes in this Table does not agree with that shown in Tables IX and XIV, as it includes figures added in the course of classification, which the latter tables do not.

This content downloaded from
14.194.219.90 on Wed, 12 Jun 2024 09:45:45 +00:00
All use subject to https://about.jstor.org/terms

TABLE XIII.—Caste, Tribe, Race or Nationality.

Caste, Tribe, Race or Nationality.	Calcutta with Suburbs.			Calcutta.			Suburbs.		
	Total	Male.	Female.	Total.	Male.	Female.	Total.	Male.	Female.
1	2	3	4	5	6	7	8	9	10
Grand Total ...	*1,043,307*	*697,867*	*345,440*	*896,067*	*607,674*	*288,393*	*147,240*	*90,193*	*57,047*
HINDU	*693,492*	*460,489*	*233,003*	*604,853*	*404,523*	*200,325*	*88,639*	*55,961*	*32,678*
Agamudaiyan	14	14	...	14	14	...	...	...	...
Agaria	13	13	...	13	13	...	...	...	...
Agarwala	10,916	6,979	3,937	10,729	6,840	3,889	187	139	48
Agrahari	11	7	4	11	7	4	...	...	...
Aguri (Ugra Kshattriya) ...	1,744	1,201	543	1,671	1,148	523	73	53	20
Ajat or Kallar	2	2	...	2	2	...	...	...	...
Assamese	6	1	5	6	1	5	...	...	...
Atith	8	7	1	8	7	1	...	...	...
Babhan (Bhumihar Brahman) ...	7	5	2	3	1	2	4	4	...
Bagdi	9,086	4,329	4,757	4,866	2,305	2,561	4,220	2,024	2,196
Bahelia	43	30	13	29	21	8	14	9	5
Baidya	8,693	5,278	3,415	8,418	5,104	3,314	275	174	101
Bais Bania	4,007	2,702	1,305	3,834	2,611	1,223	173	91	82
Baishnab and Bairagi	16,997	7,277	9,720	12,793	5,377	7,416	4,204	1,900	2,304
Baiti (Chunari)	59	36	23	49	30	19	10	6	4
Bakali	3	2	1	3	2	1	...	...	...
Balija	67	46	21	67	46	21	...	...	...
Baniya	1,454	1,053	401	1,271	909	362	183	144	39
Banpar	113	113	...	113	113	...	...	...	...
Banwar	3	3	...	3	3	...	...	...	...
Barhi	479	444	35	455	421	34	24	23	1
Bari	267	223	44	214	189	25	53	34	19
Barnabankar	1	1	...	1	1	...	...	...	...
Barui and Barai	2,043	1,625	418	1,877	1,507	370	166	118	48
Bauri	164	124	40	163	123	40	1	1	...
Bediya	7	7	...	7	7	...	...	...	...
Behara	127	104	23	79	64	15	48	40	8
Beldar	12	9	3	12	9	3	...	...	...
Bengya	7	...	7	4	...	4	3	...	3
Bhar	1,087	825	262	622	483	139	465	342	123
Bhaskar	62	32	30	54	30	24	8	2	6
Bhat	146	104	42	129	90	39	17	14	3
Bhil	3	3	...	...	...	...	3	3	...
Bhotia	444	300	144	439	300	139	5	...	5
Bhuiya	2,820	2,128	692	2,128	1,667	459	694	461	233
Bhulia	1	1	...	1	1	...	...	...	...
Bhumij	7	2	5	7	2	5	...	...	...
Bind	962	754	208	770	646	124	192	108	84
Birhor	15	15	...	15	15	...	...	...	...
Bohra	2	2	...	2	2	...	...	...	...
Brahman	107,141	73,283	33,858	99,301	68,147	31,154	7,840	5,136	2,704
Chain	105	105	...	105	105	...	...	...	...
Chamar	33,808	25,454	8,354	27,073	20,835	6,238	6,735	4,619	2,116
Chasa	81	73	8	78	70	8	3	3	...
Chasadhoba	1,746	1,080	666	1,634	1,011	623	112	69	43
Chhipi	1	1	...	1	1	...	...	...	...
Damai	1	1	...	1	1	...	...	...	...
Danu	3	2	1	3	2	1	...	...	...
Darzi	26	19	7	26	19	7	...	...	...
Dasi	1	1	...	...	...	...	1	1	...
Dhama	9	5	4	9	5	4	...	...	...
Dhamin	3	2	1	3	2	1	...	...	...
Dhanuk	357	327	30	303	282	21	54	45	9
Dhari	2	2	...	2	2	...	...	...	...
Dhera	5	5	...	5	5	...	...	...	...
Dhoba	10,981	7,121	3,860	9,217	6,002	3,215	1,764	1,119	645
Dhodia	3	2	1	3	2	1	...	...	...
Dhund	6	2	4	6	2	4	...	...	...
Dhunia	30	23	7	30	23	7	...	...	...
Dom	6,024	3,476	2,548	5,490	3,191	2,299	534	285	249
Dosadh	10,716	7,777	2,939	8,803	6,472	2,331	1,913	1,305	608
Gadabia	2	...	2	2	...	2	...	...	...
Ganda	14	13	1	13	12	1	1	1	...
Gandhabanik	7,636	4,539	3,097	7,184	4,283	2,901	452	256	196
Gandhard	2	...	2	2	...	2	...	...	...
Garbri	620	447	173	397	289	108	223	158	65
Gaura	59	57	2	59	57	2	...	...	...
Ghani	3	3	...	3	3	...	...	...	...
Ghantra	1	1	...	1	1	...	...	...	...
Gharti	9	9	...	9	9	...	...	...	...
Ghasi	12	6	6	12	6	6	...	...	...
Ghatwal	141	114	27	129	104	25	12	10	2
Ghirath	1	1	...	1	1	...	...	...	...
Goala	31,480	23,936	7,544	26,556	20,409	6,147	4,924	3,527	1,397
Gond	509	394	115	310	236	74	199	158	41
Gonrhi	162	161	1	162	161	1	...	...	...
Gosain	50	35	15	42	28	14	8	7	1
Gujar	134	134	...	134	134	...	...	...	...
Gujarati	14	9	5	14	9	5	...	...	...
Gubia	64	58	6	64	58	6	...	...	...
Gurung	5	5	...	5	5	...	...	...	...
Hajjam	465	403	62	443	382	61	22	21	1
Halalkhor	691	372	319	472	306	166	119	66	53
Halwai	1,824	1,355	469	1,651	1,223	428	173	132	41
Hari	3,352	1,912	1,440	2,999	1,724	1,275	353	188	165
Hatgar	1	1	...	1	1	...	...	...	...
Hayu	1	1	...	1	1	...	...	...	...
Ho	3	3	...	3	3	...	...	...	...
Jadupetia	6	6	...	6	6	...	...	...	...
Jagwa	3	2	1	1	...	1	2	2	...

This content downloaded from
14.194.219.90 on Wed, 12 Jun 2024 09:45:45 +00:00
All use subject to https://about.jstor.org/terms

TABLE XIII.—Caste, Tribe, Race or Nationality—*continued.*

Caste, Tribe, Race or Nationality.	Calcutta with Suburbs.			Calcutta.			Suburbs.		
	Total.	Male.	Female.	Total.	Male.	Female.	Total.	Male.	Female.
1	2	3	4	5	6	7	8	9	10
HINDU—*continued.*									
Jat	6	4	2	1	1	...	5	3	2
Jhora	2	...	2	2	...	2	...	...	...
Jogi and Jugi	2,895	1,579	1,316	2,430	1,312	1,118	465	267	198
Jyotish	6	...	6	6	...	6	...	...	...
Kachhi	2	2	...	2	2	...	...	...	...
Kadma	1	...	1	1	...	1	...	...	...
Kahar	23,008	19,143	4,863	22,085	17,772	4,313	1,921	1,371	550
Kaibartta (Total)	43,970	25,056	18,914	33,459	19,671	13,788	10,511	5,385	4,626
,, *Chasi (Mahishya)*	*31,961*	*19,661*	*12,300*	*23,921*	*14,914*	*9,007*	*8,040*	*4,647*	*3,393*
,, *Jalia*	*4,218*	*2,293*	*1,925*	*3,176*	*1,851*	*1,325*	*742*	*439*	*303*
,, *Unspecified*	*7,791*	*3,812*	*3,979*	*6,062*	*2,906*	*3,156*	*1,729*	*906*	*823*
Kaimkhani	4	3	1	4	3	1	...	...	...
Kalu	4,178	2,430	1,748	3,764	2,190	1,574	414	240	174
Kalwar	4,162	2,657	1,505	3,724	2,360	1,364	438	297	141
Kamar (Kanmakar)	8,140	4,909	3,231	7,283	4,424	2,859	857	485	372
Lohar	1,429	1,270	159	1,192	1,080	112	237	190	47
Kandra	56	47	9	56	47	9	...	...	...
Kandu	2,455	1,960	495	1,898	1,558	340	557	402	155
Kanjar	50	19	31	50	19	31	...	...	...
Kansari	4,533	2,331	2,202	4,449	2,282	2,167	84	49	35
Kaora	4,531	2,334	2,197	4,177	2,149	2,028	354	185	169
Kapali	495	306	189	252	153	99	243	153	90
Kapuria	161	117	44	149	107	42	12	10	2
Karan	129	115	14	109	102	7	20	13	7
Karanga	23	13	10	5	5	...	18	8	10
Kasarwani	129	69	60	129	69	60	...	...	...
Kasaundhan	2	2	...	2	2	...	...	...	...
Kashta	15	15	...	15	15	...	...	...	...
Kayasth	86,644	54,458	32,186	79,244	49,785	29,459	7,400	4,673	2,727
Kewat	761	573	178	638	484	152	115	89	26
Khambu	13	11	2	13	11	2	...	...	...
Khandait	11,409	11,067	342	9,785	9,499	286	1,624	1,568	56
Khandelwal	131	84	47	131	84	47	...	...	...
Khant	9	3	6	9	3	6	...	...	...
Kharadi	1	1	...	1	1	...	...	...	...
Khasia	1	1	...	1	1	...	...	...	...
Khasura	1	1	...	1	1	...	...	...	...
Khas or Chettri	59	32	27	59	32	27	...	...	...
Khati	11	11	...	...	...	...	11	11	...
Khatik	374	207	167	364	206	158	10	1	9
Khatri	3,914	2,933	981	3,818	2,866	952	96	66	30
Khatwe	2	1	1	2	1	1	...	...	...
Khawas	2	...	2	2	...	2	...	...	...
Koch	2	2	...	2	2	...	...	...	...
Koiri	5,222	4,416	806	3,905	3,344	561	1,317	1,072	245
Koli	42	42	...	40	40	...	2	2	...
Konai	12	12	...	12	12	...	...	...	...
Kora	129	74	55	129	74	55	...	...	...
Kumhar	3,430	2,107	1,323	2,403	1,523	880	1,027	584	443
Kumuti	27	27	...	27	27	...	...	...	...
Kunbi	41	32	9	41	32	9	...	...	...
Kundra	1	1	...	...	...	...	1	1	...
Kurmi	9,429	7,726	1,703	8,395	6,955	1,440	1,034	771	263
Laik (Naik)	27	20	7	23	16	7	4	4	...
Lalbegi	1,804	1,121	683	1,757	1,093	664	47	28	19
Lepcha	2	1	1	2	1	1	...	...	...
Limbu	36	36	...	36	36	...	...	...	...
Lodha	26	21	5	10	10	...	16	11	5
Madrasi	210	105	105	210	105	105	...	...	...
Maheshi	2,637	1,631	1,006	2,605	1,599	1,006	32	32	...
Mahli	1	1	...	1	1	...	...	...	...
Mahur	19	17	2	19	17	2	...	...	...
Mahuri	33	29	4	29	25	4	4	4	...
Mahubia	10	...	10	10	...	10	...	...	...
Mal	20	12	8	20	12	8	...	...	...
Malar	24	24	...	24	24	...	...	...	...
Mali (Malakar)	1,719	1,171	548	1,581	1,092	489	138	89	49
Mallah	2,927	2,839	88	2,766	2,731	35	161	108	53
Malo	402	393	9	388	387	1	14	5	8
Mangar	10	8	2	10	8	2	...	...	...
Mangela	1	1	...	1	1	...	...	...	...
Manjhi	4	1	3	...	...	...	4	1	3
Maratha	47	37	10	47	37	10	...	...	...
Marwari	201	161	40	175	141	34	26	20	6
Mayra	6,644	4,631	2,013	5,948	4,120	1,828	696	505	191
Mehtar	6,469	3,823	2,646	5,600	3,377	2,223	869	446	423
Morangia	1	1	...	...	...	...	1	1	...
Muchi	12,703	9,343	3,360	10,516	7,937	2,579	2,187	1,406	781
Munda	162	103	59	148	93	55	14	10	4
Murao	13	8	5	13	8	5	...	...	...
Muriyari	142	142	...	142	142	...	...	...	...
Murmi (Tamang)	1	1	...	1	1	...	...	...	...
Musahar	161	135	26	108	85	23	53	50	3
Naga	3	2	1	3	2	1	...	...	...
Nagar	6	4	2	6	4	2	...	...	...
Namasudra	2,084	1,199	886	1,141	701	440	943	497	446
Napit	12,630	8,839	4,291	11,120	7,413	3,707	1,510	926	584
Nat	10	6	4	10	6	4	...	...	...
Nepali (unspecified)	226	206	20	226	206	20	...	...	...
Newar	9	6	3	9	6	3	...	...	...
Niyari	48	48	...	48	48	...	...	...	...
Noniya	1,989	1,490	479	1,607	1,257	350	382	233	129
Nuri	33	20	13	18	12	6	15	8	7
Oraon	155	117	38	52	27	25	103	90	13
Oriya (unspecified)	667	502	165	657	493	164	10	9	1
Oswal	2,083	1,571	512	2,043	1,533	510	40	38	2

This content downloaded from 14.194.219.90 on Wed, 12 Jun 2024 09:45:45 +00:00
All use subject to https://about.jstor.org/terms

TABLE XIII.—Caste, Tribe, Race or Nationality—*continued.*

Caste, Tribe, Race or Nationality.	Calcutta with Suburbs.			Calcutta.			Suburbs.		
	Total.	Male.	Female.	Total.	Male.	Female.	Total.	Male.	Female.
1	2	3	4	5	6	7	8	9	10
HINDU—*concluded.*									
Pan (Panika)	68	56	12	66	54	12	2	2	...
Panchal	2	...	2	2	...	2	...	...	...
Paraiyan	2	2	...	2	2	...	...	...	...
Pardhi	9	5	4	...	...	...	9	5	4
Pasi	2,705	1,788	917	1,743	1,191	552	962	597	365
Pateal	8	6	...	8	6	...	...	...	...
Patharwat	3	...	3	3	...	3	...	...	...
Patial	18	16	2	18	16	2	...	...	...
Patlia	2	...	2	2	...	2	...	...	...
Pathi	2	2	...	...	...	...	2	2	...
Patra	39	35	4	39	35	4	...	...	...
Patwa	412	276	136	410	274	136	2	2	...
Pod	2,379	1,319	1,060	1,455	862	593	924	457	467
Raddi	6	6	...	6	6	...	...	...	...
Rajbansi	604	366	238	566	339	227	38	27	11
Rajbhar	190	132	58	74	60	14	116	72	44
Rajput	14,731	12,166	2,565	12,905	10,623	2,282	1,826	1,543	283
Raju	1	...	1	1	...	1	...	...	...
Rajwar	1,083	926	157	980	840	140	103	86	17
Rana	3	3	...	3	3	...	...	...	...
Rangrez	6	5	1	6	5	1	...	...	...
Rarhi	11	7	4	11	7	4	...	...	...
Rastogi	43	27	16	43	27	16	...	...	...
Raunier	98	83	15	94	79	15	4	4	...
Rautia	29	22	7	29	22	7	...	...	...
Rawat	118	118	...	118	118	...	...	...	...
Redka	3	2	1	3	2	1	...	...	...
Sadgop	13,924	7,838	6,086	10,835	6,170	4,665	3,089	1,668	1,421
Sale	2	1	1	2	1	1	...	...	...
Samantya	16	16	...	16	16	...	76	70	6
Sankhari	399	249	150	323	179	144	...	...	...
Sannyasi	64	24	40	64	24	40	...	...	...
Santal	40	27	13	40	27	13	...	...	...
Sarak	2	1	1	2	1	1	...	...	...
Saraogi	212	137	75	212	137	75	...	...	...
Sathawara	3	...	3	3	...	3	...	...	...
Sauria Paharia (Male)	44	44	...	44	44	...	...	...	...
Savar	21	19	2	21	19	2	...	...	...
Sikh (unspecified)	53	51	2	53	51	2	...	...	...
Sokiar	4	4	...	4	4	...	...	...	...
Sonar (Swarnakar)	4,865	3,090	1,775	4,385	2,792	1,593	480	298	182
Subarnabanik	28,780	15,863	12,917	28,205	15,639	12,566	575	324	251
Sudra	35	19	16	35	19	16	...	...	...
Sukli	188	113	75	51	30	21	137	83	54
Sunri	4,848	3,254	1,594	4,140	2,753	1,387	708	501	207
Shaha*	2,399	1,775	624	2,169	1,623	546	230	152	78
Sunuwar	1	1	...	1	1	...	...	...	...
Subadiya	478	478	...	478	478	...	...	...	...
Sutradhar	6,461	3,692	2,769	5,616	3,138	2,381	945	557	388
Tambuli	3,136	1,877	1,259	2,904	1,733	1,171	232	144	88
Tanti and Tatwa	21,751	11,632	10,119	19,424	10,272	9,152	2,327	1,360	967
Teli and Tili	20,646	14,179	6,467	18,466	12,633	5,833	2,180	1,546	634
Telinga	576	369	276	417	216	201	159	84	75
Thakuria	41	32	9	27	18	9	14	14	...
Thathera	41	30	11	19	18	1	22	12	10
Tiklihar	2	2	...	2	2	...	...	...	...
Tiyar	1,757	1,223	534	798	706	92	959	517	442
Turaha	371	326	45	359	314	45	12	12	...
Turi	101	64	37	100	63	37	1	1	...
Urali	2	2	...	2	2	...	...	...	...
Vaisya	17	5	12	...	...	...	17	5	12
Valaiyan	24	24	...	24	24	...	...	...	...
Vellala	62	41	21	62	41	21	...	...	...
Vetpokan	22	22	...	22	22	...	...	...	...
BRAHMO	*1,560*	*790*	*770*	*1,529*	*774*	*755*	*31*	*16*	*15*
Bagdi	1	1	...	1	1	...	...	...	...
Baidya	130	66	64	130	66	64	...	...	...
Baishnab	9	3	6	9	3	6	...	...	...
Brahman	8	3	5	8	3	5	...	...	...
Brahmo (unspecified)	1,151	579	572	1,120	563	557	31	16	15
Gandhabanik	3	1	2	3	1	2	...	...	...
Kayasth	245	133	112	245	133	112	...	...	...
Napit	1	...	1	1	...	1	...	...	...
Subarnabanik	5	2	3	5	2	3	...	...	...
Tambuli	2	1	1	2	1	1	...	...	...
Tanti	2	1	1	2	1	1	...	...	...
Teli	3	...	3	3	...	3	...	...	...
SIKH	*980*	*809*	*171*	*932*	*769*	*163*	*48*	*40*	*8*
Brahman	2	1	1	2	1	1	...	...	...
Kahar	3	3	...	3	3	...	...	...	...
Kamar	2	2	...	2	2	...	...	...	...
Lohar	1	1	...	1	1	...	...	...	...
Rajput	65	50	15	60	39	11	15	11	4

* Shaha includes 1,802 persons returned as Vaisya Shaha and 525 persons returned as Sadhubanik.

This content downloaded from
14.194.219.90 on Wed, 12 Jun 2024 09:45:45 +00:00
All use subject to https://about.jstor.org/terms

TABLE XIII.—CASTE, TRIBE, RACE OR NATIONALITY—*continued.*

CASTE, TRIBE, RACE OR NATIONALITY.	CALCUTTA WITH SUBURBS.			CALCUTTA.			SUBURBS.		
	Total.	Male.	Female.	Total.	Male.	Female.	Total.	Male.	Female.
1	2	3	4	5	6	7	8	9	10
SIKH—*concluded.*									
SIKH (unspecified)	904	750	154	871	721	150	33	29	4
SUTRADHAR	2	1	1	2	1	1	...	...	...
TANTI AND TATWA	1	1	...	1	1	...	...	...	...
JAIN	*1,813*	*1,365*	*448*	*1,797*	*1,353*	*444*	*16*	*12*	*4*
AGARWALA	215	136	79	215	136	79	...	...	...
BANIYA	125	92	33	125	92	33	...	...	...
BRAHMAN	60	55	5	60	55	5	...	...	...
GOALA	5	5	...	5	5	...	...	...	...
JAIN (unspecified)	342	257	85	326	245	81	16	12	4
KAHAR	9	7	2	9	7	2	...	...	...
KAYASTH	7	7	...	7	7	...	...	...	...
KURMI	2	1	1	2	1	1	...	...	...
NAPIT	2	2	...	2	2	...	...	...	...
NUNIYA	8	1	7	8	1	7	...	...	...
OSWAL	864	701	163	864	701	163	...	...	...
RAJPUT	24	17	7	24	17	7	...	...	...
SARAOGI	150	84	66	150	84	66	...	...	...
BUDDHIST	*2,461*	*1,950*	*511*	*2,343*	*1,837*	*506*	*118*	*113*	*5*
ASSAMESE	3	3	...	3	3	...	...	...	...
BENGALI	48	29	19	48	29	19	...	...	...
BHOTIA	30	19	11	25	14	11	5	5	...
BUDDHIST (unspecified)	302	245	57	301	244	57	1	1	...
BURMESE	154	101	53	154	101	53	...	...	...
CHINESE	1,493	1,258	232	1,381	1,153	228	109	105	4
JAPANESE	89	22	67	89	22	67	...	...	...
KHAMBU (Jimdar)	2	2	...	2	2	...	...	...	...
LEPCHA	2	1	1	2	1	1	...	...	...
MAGH	323	253	70	323	253	70	...	...	...
NEPALI (unspecified)	1	1	...	1	1	...	...	...	...
SIAMESE	6	6	...	6	6	...	...	...	...
SINHALESE	11	10	1	8	8	...	3	2	1
ZOROASTRIAN (PARSI)	*470*	*295*	*175*	*467*	*293*	*174*	*3*	*2*	*1*
PARSI	470	295	175	467	293	174	3	2	1
MUSALMAN	*298,986*	*207,283*	*91,703*	*241,587*	*173,785*	*67,802*	*57,399*	*33,498*	*23,901*
AFRICAN (Negro)	2	...	2	2	...	2	...	...	...
ARAB	10	10	...	10	10	...	...	...	...
CHUNARI	2	2	...	2	2	...	...	...	...
CHURIHAR	17	9	8	17	9	8	...	...	...
DAFADAR	4	4	...	...	...	...	4	4	...
DAFALI	3	2	1	3	2	1	...	...	...
DARZI	2	2	...	2	2	...	...	...	...
DHOBI	35	24	11	24	17	7	11	7	4
DHUNIA (Dhunkar)	401	287	114	322	232	90	79	55	24
EGYPTIAN	1	1	...	...	...	...	1	1	...
FAKIR	132	113	19	109	94	15	23	19	4
HAJJAM	206	129	77	128	81	47	78	48	30
HALALKHOR	3	2	1	3	2	1	...	...	...
JOLAHA	8,864	6,275	2,589	7,145	5,265	1,880	1,719	1,010	709
KALAL	5	4	1	5	4	1	...	...	...
KASBI	1	1	...	1	1	...	...	...	...
KHOJA	94	68	26	94	68	26	...	...	...
KULU	6	6	...	6	6	...	...	...	...
KUNJRA	392	362	30	369	343	26	23	19	4
LALBEGI	300	156	144	285	147	138	15	9	6
MALLAH	29	29	...	29	29	...	...	...	...
MALLIK	1,320	1,223	97	1,213	1,138	75	107	85	22
MANDAL	1	1	...	1	1	...	...	...	...
MASALCHI	2	2	...	2	2	...	...	...	...
MEHTAR	1	1	...	1	1	...	...	...	...
MIR	51	36	15	42	31	11	9	5	4
MIRZA	112	78	34	108	76	32	4	2	2
MOGHAL	1,231	802	429	851	602	249	380	200	180
MUCHI	2	2	...	2	2	...	...	...	...
NIKARI	166	108	58	114	80	34	52	28	24
PATHAN	21,025	16,141	4,884	17,160	13,526	3,634	3,865	2,615	1,250
PATWA	43	1	42	1	1	...	42	...	42
PAWARIA	13	6	7	...	...	...	13	6	7
RANGREZ	22	15	7	22	15	7	...	...	...
SAIYAD	7,254	5,251	2,003	6,175	4,785	1,390	1,079	666	413
SHEIKH	257,170	176,093	81,077	207,275	147,374	59,901	49,895	28,719	21,176
SHIAH	3	2	1	3	2	1	...	...	...
SUNNI	59	33	26	59	33	26	...	...	...
TURK	2	2	...	2	2	...	...	...	...
CHRISTIAN	*40,511*	*23,003*	*17,508*	*39,551*	*22,472*	*17,079*	*960*	*531*	*429*
ABYSSINIAN	1	1	...	1	1	...	...	...	...
AMERICAN	111	67	44	111	67	44	...	...	...
ANGLO-INDIAN	14,469	7,064	7,405	14,177	6,920	7,257	292	144	148
ARMENIAN	832	493	339	815	480	335	17	13	4

This content downloaded from
14.194.219.90 on Wed, 12 Jun 2024 09:45:45 +00:00
All use subject to https://about.jstor.org/terms

TABLE XIII.—Caste, Tribe, Race or Nationality—*concluded.*

Caste, Tribe, Race or Nationality.	Calcutta with Suburbs.			Calcutta.			Suburbs.		
	Total.	Male.	Female.	Total.	Male.	Female.	Total.	Male.	Female.
1	2	3	4	5	6	7	8	9	10
CHRISTIAN—*concluded.*									
Australian	109	66	43	107	65	42	2	1	1
Austrian	69	44	25	69	44	25	...	...	...
Austro-Hungarian	1	...	1	1	..	1	...	...	...
Belgian	39	35	4	39	35	4	...	...	...
Canadian	21	12	9	21	12	9	...	...	...
Chinese	26	13	13	26	13	13	...	..	...
Dane	19	11	8	19	11	8	...	...	...
Dutch	62	52	10	62	52	10	...	...	...
Egyptian	2	2	...	2	2	...	...	...	...
English	9,423	6,045	3,378	9,215	5,909	3,306	208	136	72
French	215	110	105	212	108	104	3	2	1
German	282	208	74	280	206	74	2	2	...
Goanese	53	50	3	53	50	3	...	...	...
Greek	131	97	34	115	85	30	16	12	4
Indian Christian (unspecified)	11,226	6,252	4,974	10,901	6,100	4,801	325	152	173
,, Assamese	3	...	3	3	..	3	...	...	...
,, Bengali	12	...	12	12	...	12	...	...	...
,, Madrasi	67	66	1	67	66	1	...	...	...
,, Nepalese	2	2	...	2	2	...	...	...	...
,, Oraon	1	...	1	1	...	1	...	...	...
,, Tamil	7	2	5	7	2	5	...	...	...
Irish	996	572	424	990	567	423	6	5	1
Italian	106	61	45	106	61	45	...	...	...
Malayan	2	2	...	2	2	...	...	...	...
Maltese	2	2	...	2	2	...	...	...	...
Mexican	1	1	...	1	1	...	...	...	...
New Zealander	2	2	...	1	1	...	1	1	...
Norwegian	9	5	4	9	5	4	...	...	...
Portuguese	254	193	61	254	193	61	...	...	...
Russian	36	20	16	36	20	16	...	...	...
Scotch	1,668	1,265	403	1,584	1,206	378	84	59	25
Sinhalese	3	3	...	3	3	...	...	...	...
South African	8	8	...	8	8	...	...	...	...
Spaniard	23	17	6	23	17	6	...	...	...
Swede	22	11	11	22	11	11	...	...	...
Swiss	39	27	12	39	27	12	...	...	...
Tasmanian	2	2	...	2	2	...	...	...	...
Turk	3	...	3	3	...	3	...	...	...
Welsh	83	71	12	82	70	12	1	1	...
West Indian	69	49	20	66	46	20	3	3	...
JEW	*1,920*	*934*	*986*	*1,919*	*933*	*986*	*1*	*1*	...
Dutch	1	1	...	1	1	...	...	...	...
English	1	1	...	1	1	...	...	...	...
German	1	1	...	1	1	...	...	...	...
Jew (unspecified)	1,894	923	971	1,893	922	971	1	1	...
Russian	13	1	12	13	1	12	...	...	...
Spaniard	10	7	3	10	7	3	...	...	...
ANIMIST	*67*	*50*	*17*	*56*	*39*	*17*	*11*	*11*	...
Bhuiya	1	1	...	1	1	...	...	...	...
Lodha	5	3	2	5	3	2	...	...	...
Munda	7	4	3	7	4	3	...	...	...
Oraon	38	31	7	27	20	7	11	11	...
Santal	16	11	5	16	11	5	...	...	...
CONFUCIAN	*1,047*	*899*	*148*	*1,033*	*891*	*142*	*14*	*8*	*6*
Chinese	1,044	898	146	1030	890	140	14	8	6
Japanese	3	1	2	3	1	2	...	...	...

* The total for Indian Christians does not agree with that given in Table XIV, as the latter includes Goanese and other Christians, who are here entered separately.

This content downloaded from
14.194.219.90 on Wed, 12 Jun 2024 09:45:45 +00:00
All use subject to https://about.jstor.org/terms

TABLE XIV

CIVIL CONDITION BY AGE FOR SELECTED CASTES.

THIS table contains statistics of civil condition by age for selected castes or tribes, whereas Table VII (Age, Sex and Civil Condition) deals with the total population. There is this further difference between the two tables, that the age periods are not the same, the periods 5-12 and 12-15 being substituted in this table for the periods 5-10 and 10-15 given in Table VII. As in Table IX, the selected castes and tribes are grouped together for Calcutta and the suburban municipalities.

This content downloaded from
14.194.219.90 on Wed, 12 Jun 2024 09:45:45 +00:00
All use subject to https://about.jstor.org/terms

TABLE XIV.—CIVIL CONDITION

Caste.	Sex.	Population dealt with.	Unmarried.						
			Total.	0—5	5—12	12—15	15—20	20—40	40 and over.
1	2	3	4	5	6	7	8	9	10
AGARWALA (Hindu)	Male	6,979	1,996	445	578	261	278	396	38
	Female ...	3,937	862	363	383	65	22	21	8
ANGLO-INDIAN (Christian) ...	Male	7,064	4,610	833	1,170	512	702	1,127	260
	Female ...	7,405	4,097	927	1,152	505	585	721	207
ARMENIAN (Christian) ...	Male	493	225	39	22	52	69	32	11
	Female ...	339	135	32	33	18	28	21	3
BAIDYA (Hindu)	Male	5,278	2,479	464	566	313	550	549	37
	Female ...	3,415	1,012	400	440	123	29	16	4
BRAHMO (Brahmo)	Male	790	495	84	101	51	83	166	10
	Female ...	770	423	73	128	51	80	90	1
CHINESE (Confucian)	Male	898	211	15	16	6	26	133	15
	Female ...	146	52	21	27	...	4	...	...
CHINESE (Buddhist)	Male	1,258	493	27	31	15	85	304	31
	Female ...	232	83	22	20	4	15	15	7
DHOBA (Hindu)	Male	7,121	2,212	514	639	300	388	350	21
	Female ...	3,860	1,147	422	448	100	39	134	4
DOM (Hindu)	Male	3,476	1,171	330	357	148	135	173	19
	Female ...	2,548	787	324	303	128	22	7	3
DOSADH (Hindu)	Male	7,777	1,775	436	522	209	233	257	28
	Female ...	2,939	631	261	272	51	20	22	5
EUROPEAN AND ALLIED RACES (Christian)	Male	9,056	5,887	499	462	156	589	3,885	296
	Female ...	4,752	2,278	312	539	141	326	727	233
GANDHABANIK (Hindu) ...	Male	4,539	1,685	369	436	223	287	330	40
	Female ...	3,097	874	387	379	46	18	37	7
GOALA (Hindu)	Male	23,956	6,064	986	1,179	829	1,319	1,572	179
	Female ...	7,544	1,535	575	588	259	70	56	37
HARI (Hindu)	Male	1,912	654	185	241	65	62	92	9
	Female ...	1,440	398	158	157	32	32	14	5
INDIAN CHRISTIAN	Male	6,390	3,182	549	658	422	420	960	173
	Female ...	5,012	2,345	488	703	502	335	288	29
JOLAHA (Musalman)	Male	6,275	1,681	357	577	235	224	263	25
	Female ...	2,589	736	279	292	90	10	56	3
KAHAR (Hindu)	Male	19,143	4,088	617	1,005	606	749	1,018	93
	Female ...	4,863	1,140	437	371	182	28	116	6
KAMAR (Hindu)	Male	4,909	1,719	330	441	235	332	342	33
	Female ...	3,231	791	327	303	97	2	51	11
KAORA (Hindu)	Male	2,334	833	182	266	128	154	91	12
	Female ...	2,197	460	178	170	41	13	27	21
KHANDAIT (Hindu)	Male	11,067	2,820	359	366	323	563	1,155	54
	Female ...	342	98	31	24	11	6	14	12
KHATRI (Hindu)	Male	2,032	985	154	163	104	153	386	27
	Female ...	982	205	88	91	16	2	6	2
KOIBI (Hindu)	Male	4,416	1,013	215	196	68	175	209	40
	Female ...	806	214	78	75	16	10	32	3
KURMI (Hindu)	Male	7,726	1,798	386	436	221	269	440	44
	Female ...	1,703	348	138	140	23	21	13	4
MAYRA (Hindu)	Male	4,618	1,336	253	359	161	252	292	19
	Female ...	2,013	548	237	220	28	26	30	7
MOGHAL (Musalman)	Male	802	303	53	60	37	57	92	4
	Female ...	429	136	49	48	13	6	12	8
MUCHI (Hindu)	Male	9,343	1,999	461	626	299	311	278	24
	Female ...	3,360	915	406	372	117	8	8	4
PATHAN (Musalman)	Male	16,141	5,003	858	1,195	744	956	1,163	87
	Female ...	4,884	1,327	472	607	126	55	45	22
RAJPUT OR CHHATRI (Hindu)	Male	12,166	3,646	525	642	337	599	1,360	193
	Female ...	2,565	628	218	306	50	23	27	4
SADGOP (Hindu)	Male	7,838	2,825	554	622	394	553	628	74
	Female ...	6,086	1,266	518	513	168	10	12	45
SAIYAD (Musalman)	Male	5,251	1,807	407	413	243	327	366	51
	Female ...	2,005	601	198	266	50	33	40	14
SUDARNABANIK (Hindu) ...	Male	15,863	6,674	1,592	1,732	1,046	986	929	389
	Female ...	12,017	3,240	1,325	1,362	415	41	71	26
SUNRI (Hindu)	Male	3,254	1,023	219	269	128	202	188	17
	Female ...	1,594	427	215	181	16	5	8	2
SUTRADHAR (Hindu)	Male	5,692	1,355	308	432	141	259	187	28
	Female ...	2,769	636	265	289	51	14	12	5

NOTE—The total number of Indian Christians in this table does not agree with that given in

This content downloaded from
14.194.219.90 on Wed, 12 Jun 2024 09:45:45 +00:00
All use subject to https://about.jstor.org/terms

BY AGE FOR SELECTED CASTES.

MARRIED.							WIDOWED.						
Total.	0—5	5—12	12—15	15—20	20—40	40 and over.	Total.	0—5	5—12	12—15	15—20	20—40	40 and over.
11	12	13	14	15	16	17	18	19	20	21	22	23	24
4,635	...	39	98	422	2,789	1,287	348	...	...	...	9	133	206
2,426	...	69	144	389	1,435	389	649	...	2	14	45	149	439
2,218	...	...	3	11	1,149	1,055	236	...	...	...	...	99	137
2,262	...	...	...	143	1,484	625	1,056	...	...	...	7	260	789
213	...	...	...	3	98	112	55	...	...	...	...	8	47
181	...	...	...	1	89	91	23	...	...	...	...	7	16
2,610	1	2	24	145	1,718	720	189	...	...	...	...	59	130
1,724	1	76	198	434	748	267	679	...	...	4	29	222	424
266	...	...	...	6	122	138	29	...	...	...	...	8	21
247	...	...	4	31	156	56	100	...	...	3	4	33	60
674	...	1	1	8	459	205	13	...	...	...	1	1	11
85	...	3	...	2	65	15	9	...	...	...	...	1	8
762	...	...	1	26	541	194	3	...	...	...	...	...	3
133	...	...	3	10	90	30	16	...	...	...	...	1	15
4,453	2	66	116	418	2,582	1,267	456	...	1	5	13	149	288
1,969	2	80	160	420	962	339	744	...	4	12	35	207	484
2,117	3	30	41	144	1,188	711	188	...	...	2	4	69	113
1,340	1	60	140	284	628	227	421	...	...	5	22	129	265
5,520	7	95	109	419	3,199	1,691	482	...	1	...	23	212	246
1,763	...	78	101	220	975	389	545	...	...	...	11	159	375
2,918	...	...	...	9	1,533	1,376	251	...	...	...	...	55	196
2,033	...	...	...	78	1,464	491	441	...	...	...	...	107	334
2,583	3	6	41	147	1,448	938	271	...	1	1	8	103	153
1,468	1	56	158	357	660	236	755	...	2	8	25	252	468
16,778	...	103	204	946	10,145	5,380	1,094	...	...	1	20	435	638
3,901	1	165	374	677	1,848	836	2,108	...	2	52	124	850	1,080
1,165	2	10	12	84	621	436	93	...	1	1	1	35	55
768	1	28	48	122	405	164	274	...	...	3	6	84	181
2,934	2	9	25	48	1,901	949	274	...	2	...	2	60	210
1,904	3	6	52	241	1,237	365	763	...	3	4	21	190	545
4,335	4	55	405	669	1,998	1,204	259	...	...	9	22	88	140
1,491	2	59	89	220	826	286	362	...	4	...	21	100	237
14,040	4	67	595	1,271	8,244	3,949	1,015	...	...	7	19	504	485
2,811	1	108	269	399	1,478	566	912	...	1	6	38	298	569
2,877	3	4	59	206	1,634	969	313	...	...	...	1	115	197
1,486	1	49	132	298	729	277	954	...	2	9	41	374	528
1,346	3	5	25	132	761	420	155	...	...	...	4	62	89
1,201	1	35	109	193	662	201	546	...	1	4	30	205	306
7,756	2	19	296	739	4,342	2,358	491	...	...	...	60	162	269
155	...	2	7	19	86	41	89	...	...	...	5	37	47
1,674	1	9	31	93	988	552	273	...	...	2	3	155	113
679	...	8	72	110	236	153	198	...	2	3	4	64	125
3,194	3	6	66	198	2,022	899	209	...	...	1	7	91	110
453	...	9	24	73	247	100	139	...	...	2	9	51	77
5,491	4	28	182	379	3,159	1,761	439	...	...	8	11	186	234
983	...	31	165	111	483	193	372	...	...	5	14	133	220
2,988	...	9	62	228	1,727	962	294	...	...	5	15	85	189
961	4	37	117	191	446	166	504	...	...	3	23	184	289
438	...	...	16	37	240	145	61	...	...	...	1	27	33
207	1	6	7	36	94	63	86	...	...	...	2	41	43
6,999	1	35	94	211	4,651	2,007	345	...	...	...	...	147	198
1,809	10	94	173	317	870	339	636	...	...	4	30	241	354
10,479	3	43	266	937	5,964	3,266	659	...	...	13	32	282	332
2,761	2	55	203	519	1,424	558	796	...	2	3	41	265	485
7,729	2	39	137	528	4,656	2,367	791	...	...	9	31	398	353
1,322	1	29	69	257	731	235	615	...	...	3	23	275	314
4,515	1	5	41	272	2,542	1,640	498	...	...	...	2	191	305
2,629	2	114	216	587	1,207	503	2,191	1	8	38	127	796	1,219
3,204	...	10	58	252	1,857	1,027	240	...	...	1	7	95	137
1,036	...	15	63	158	540	259	367	...	3	6	20	119	219
8,412	1	30	121	532	4,615	3,113	777	...	1	10	16	217	533
8,583	21	165	649	1,183	3,143	1,422	3,094	...	4	29	112	1,082	1,876
2,062	...	3	30	165	1,207	657	169	...	...	...	...	67	102
787	1	33	65	102	421	165	380	...	...	7	10	136	227
2,120	...	6	40	169	1,202	703	217	...	...	2	9	75	134
1,223	...	48	118	250	611	196	910	...	1	1	20	332	556

Table XIII, as some Gonese and others are entered separately in the latter Table.

This content downloaded from
14.194.219.90 on Wed, 12 Jun 2024 09:45:45 +00:00
All use subject to https://about.jstor.org/terms

This content downloaded from
14.194.219.90 on Wed, 12 Jun 2024 09:45:45 +00:00
All use subject to https://about.jstor.org/terms

TABLE XV.

OCCUPATIONS.

For this table, a new scheme of classification of occupations, based on that drawn up by M. Bertillon, has been framed by the Census Commissioner. All occupations are divided according to this scheme into four main classes and subdivided into 12 sub-classes, 55 orders and 169 groups.

The table is divided into five parts, A, B, C, D and E. Part A shows the total strength of each group, order, sub-class and class for (1) Calcutta and the Suburbs, (2) Calcutta and (3) the Suburbs. Part B shows the subsidiary occupations of those persons whose main occupation is agriculture. Part C (combined occupations), which is optional, has not been compiled. Part D shows the distribution of occupations by religion. Part E, which embodies the results of the industrial census, is subdivided into four sections. Section I shows the number of persons employed in each kind of industry dealt with, distinguishing between those factories, etc., in which mechanical power is used and those in which it is not, and classifying them according to the number of persons employed. Section II, which shows the number of persons employed in each industry without the above details, is unnecessary for Calcutta and the Suburbs. Sections III and IV show the extent to which different races and castes have taken part in various industrial undertakings.

This content downloaded from
14.194.219.90 on Wed, 12 Jun 2024 09:45:45 +00:00
All use subject to https://about.jstor.org/terms

TABLE XV.—Occupation or Means of

Group No.	Occupation.	Calcutta with suburbs.					
		Total number of Workers and Dependants.	Actual Workers.				Dependants.
			Total.		Partially agriculturists.		
			Male.	Female.	Male.	Female.	Both sexes.
	1	2	3	4	5	6	7
	Total ...	***1,043,307***	***551,125***	***72,914***	***13,864***	***114***	***419,268***
	A.—PRODUCTION OF RAW MATERIALS	***41,704***	***17,855***	***2,029***	***339***	***3***	***21,820***
	I.—EXPLOITATION OF THE SURFACE OF THE EARTH	***41,409***	***17,624***	***2,028***	***337***	***3***	***21,757***
	1.—PASTURE AND AGRICULTURE	***39,036***	***16,667***	***1,741***	***325***	***1***	***20,628***
	(a)—*Ordinary cultivation*	31,689	10,813	1,604	47	...	19,272
1	Income from rent of agricultural land	23,255	5,973	1,315	...	...	15,967
2	Ordinary cultivators	4,459	2,705	145	...	...	1,609
3	Agents, managers of landed estates (not planters), clerks, rent-collectors, etc.	2,609	1,270	...	47	...	1,339
4	Farm servants and field-labourers	1,366	865	144	...	...	357
	(b)—*Growers of special products and market gardening* ...	3,833	3,329	47	207	...	457
5	Tea, coffee, cinchona and indigo plantations	184	103	29	...	...	52
6	Fruit, flower, vegetable, betel vine, arecanut, etc., growers	3,649	3,226	18	207	...	405
	(c)—*Forestry*	2,222	1,713	52	38	1	457
7	Forest officers, rangers, guards, etc.	16	1	...	...	...	15
8	Wood-cutters, firewood, lac, catechu, rubber, etc., collectors and charcoal-burners	2,206	1,712	52	38	1	442
	(d)—*Raising of farm stock*	1,292	812	38	33	...	442
9	Cattle and buffalo breeders and keepers	950	561	32	30	...	357
10	Sheep, goat and pig breeders	6	2	...	...	...	4
11	Breeders of other animals (horses, mules, camels, asses, etc.)	41	7	...	...	...	34
12	Herdsmen, shepherds, goat-herds, etc.	295	242	6	3	...	47
13	(e)—*Raising of small animals (birds, bees, silkworms, etc.)*	...	...	...	...	...	...
	2.—FISHING AND HUNTING	***2,373***	***957***	***287***	***12***	***2***	***1,129***
14	Fishing	2,334	944	286	12	2	1,104
15	Hunting	39	13	1	...	...	25
	II.—EXTRACTION OF MINERALS	***295***	***231***	***1***	***2***	...	***63***
	3.—MINES	***99***	***40***	***1***	...	...	***58***
16	Coal mines and petroleum wells*	94	39	1	...	...	54
17	Mines and metallic minerals (gold, iron, manganese, etc.)	5	1	...	...	...	4
18	4.—QUARRIES OF HARD ROCKS— [Other minerals (jade, diamonds, limestone, etc.)] ...	***2***	***1***	...	...	...	***1***
	5.—SALT, ETC.	***194***	***190***	...	***2***	...	***4***
19	Rock, sea and marsh salt	194	190	...	2	...	4
20	Extraction of saltpetre, alum and other substances soluble in water	...	...	...	...	...	...
	B.—PREPARATION AND SUPPLY OF MATERIAL SUBSTANCES	***570,386***	***319,691***	***20,945***	***7,912***	***46***	***229,750***
	III.—INDUSTRY	***253,220***	***134,865***	***11,929***	***1,413***	***11***	***108,426***
	6.—TEXTILES	***41,160***	***25,796***	***4,055***	***377***	***1***	***13,309***
21	Cotton ginning, cleaning and pressing	52	28	...	...	...	24
22	*Cotton spinning, sizing and weaving*	4,423	2,423	588	9	...	1,413
23	Jute spinning, pressing and weaving	34,023	19,955	3,360	328	1	10,708
24	Rope, twine and string	1,493	790	76	1	...	627
25	Other fibres (cocoanut, aloes, flax, hemp, straw, etc.) ...	80	71	...	27	...	9
26	Woolcarders and spinners, weavers of woollen blankets, carpets, etc.	118	29	2	1	...	87
27	Silk spinners and weavers	286	181	6	11	...	99
28	Hair, camel and horse hair, bristles work, brush-makers, etc.	79	31	3	...	...	45
29	Persons occupied with feathers	37	17	...	...	...	20
30	Dyeing, bleaching, printing, preparation and sponging of textiles	271	185	6	...	...	80
31	Others (lace, crape, embroideries, fringes, etc.) and insufficiently described textile industries	298	87	14	...	...	197
	7.—HIDES, SKINS AND HARD MATERIALS FROM THE ANIMAL KINGDOM	***829***	***588***	***28***	***1***	...	***213***
32	Tanners, curriers, leather dressers and dyers, etc. ...	522	411	...	1	...	111
33	Makers of leather articles, such as trunks, water-bags, etc.	109	60	2	...	...	47
34	Furriers	...	...	...	...	...	...
35	Bone, ivory, horn, shell, etc., workers	198	117	26	...	...	55
	8.—WOOD	***16,366***	***10,046***	***483***	***128***	...	***5,837***
36	Sawyers, carpenters, turners and joiners, etc.	14,450	9,232	17	126	...	5,201
37	Basket-makers and other industries of woody materials, including leaves	1,916	814	466	2	...	636
	9.—METALS	***14,274***	***7,297***	***130***	***60***	***1***	***6,847***
38	Forging and rolling of iron and other metals	521	202	14	4	...	305
39	Plough and agricultural implement makers	...	...	...	...	...	...
40	Makers of arms, guns, etc.	414	59	...	...	...	355

* The figures refer solely

This content downloaded from
14.194.219.90 on Wed, 12 Jun 2024 09:45:45 +00:00
All use subject to https://about.jstor.org/terms

LIVELIHOOD.—PART A.—GENERAL TABLE.

CALCUTTA.						SUBURBS.						
TOTAL NUMBER OF WORKERS AND DEPENDANTS.	ACTUAL WORKERS.				DEPENDANTS.	TOTAL NUMBER OF WORKERS AND DEPENDANTS.	ACTUAL WORKERS.				DEPENDANTS.	Group No.
	Total.		Partially agriculturists.				Total.		Partially agriculturists.			
	Male.	Female.	Male.	Female.	Both sexes.		Male.	Female.	Male.	Female.	Both sexes.	
8	9	10	11	12	13	14	15	16	17	18	19	
896,067	*482,277*	*61,117*	*12,687*	*87*	*352,613*	*147,240*	*68,848*	*11,737*	*1,177*	*27*	*66,655*	
35,810	*14,774*	*1,579*	*270*	*1*	*19,457*	*5,894*	*3,081*	*450*	*69*	*2*	*2,363*	
35,515	*14,643*	*1,578*	*268*	*1*	*19,394*	*5,894*	*3,081*	*450*	*69*	*2*	*2,363*	
34,147	*13,965*	*1,438*	*253*	*1*	*18,744*	*4,889*	*2,702*	*303*	*67*	...	*1,884*	
28,182	9,245	1,316	41	...	17,621	3,507	1,568	238	6	...	1,651	
21,965	5,636	1,171	...	...	15,158	1,290	337	144	...	...	809	1
3,528	2,192	111	...	...	1,225	931	513	34	...	...	384	2
2,301	1,169	...	41	...	1,132	308	101	...	6	...	207	3
388	248	34	...	...	106	978	617	110	...	...	251	4
2,844	2,526	38	148	...	280	989	803	9	59	...	177	
184	103	29	...	...	52	...	...	...	...	...	...	5
2660	2,423	9	148	...	228	989	803	9	59	...	177	6
1,985	1,509	48	36	1	428	237	204	4	2	...	29	
6	1	...	...	...	5	10	...	...	...	...	10	7
1,979	1,508	48	36	1	423	227	204	4	2	...	19	8
1,136	685	36	33	...	415	158	127	2	...	...	27	
942	556	32	30	...	354	8	5	...	...	...	3	9
6	2	...	...	...	4	...	...	...	...	...	...	10
29	5	...	...	...	24	12	2	...	...	...	10	11
169	122	4	3	...	33	136	120	2	...	...	14	12
...	...	...	...	...	...	...	...	...	...	...	...	13
1,368	*578*	*140*	*10*	...	*630*	*1,005*	*579*	*147*	*2*	*2*	*479*	
1,335	567	139	10	...	629	999	377	147	2	2	475	14
33	11	1	...	...	21	6	2	...	...	...	4	15
295	*231*	*1*	*2*	...	*63*	...	...	...	...	...	...	
99	*40*	*1*	...	...	*58*	...	...	...	...	...	...	
94	39	1	...	...	54	...	...	...	...	...	...	16
5	1	...	...	...	4	...	...	...	...	...	...	17
2	*1*	...	...	...	*1*	...	...	...	...	...	...	18
194	*190*	...	*2*	...	*4*	...	...	...	...	...	...	
194	190	...	2	...	4	...	...	...	...	...	...	19
...	...	...	...	...	...	...	...	...	...	...	...	20
468,191	*271,491*	*14,883*	*7,137*	*28*	*181,817*	*102,195*	*48,200*	*6,062*	*775*	*18*	*47,933*	
188,896	*104,808*	*7,814*	*1,003*	*6*	*75,975*	*64,624*	*30,057*	*4,115*	*410*	*5*	*30,459*	
16,673	*10,104*	*1,744*	*173*	...	*4,825*	*24,487*	*13,692*	*2,311*	*204*	*1*	*8,484*	
28	18	...	...	...	10	24	10	...	...	...	14	21
793	450	88	7	...	255	3,630	1,972	500	2	...	1,158	22
14,840	9,138	1,612	139	...	4,090	19,183	10,817	1,748	169	1	6,618	23
164	76	23	...	...	65	1,329	714	53	1	...	562	24
80	71	...	27	...	9	...	...	...	...	...	...	25
115	28	...	...	...	87	3	1	2	1	...	...	26
29	11	...	...	...	18	257	170	6	11	...	81	27
79	31	3	...	...	45	...	...	...	...	...	...	28
37	17	...	...	...	20	...	...	...	...	...	...	29
256	184	6	...	...	66	15	1	...	...	...	14	30
252	80	12	...	...	160	46	7	2	...	...	37	31
695	*467*	*9*	*1*	...	*136*	*204*	*121*	*26*	...	...	*57*	
510	400	...	1	...	110	12	11	...	...	...	1	33
99	60	2	...	...	37	10	...	...	...	...	10	33
...	...	...	...	...	...	...	...	...	...	...	...	34
16	7	...	...	...	9	182	110	26	...	...	46	35
14,054	*8,864*	*444*	*114*	...	*4,746*	*2,319*	*1,182*	*39*	*14*	...	*1,091*	
12,348	8,102	11	113	...	4,235	2,102	1,130	6	14	...	966	36
1,706	762	433	1	...	511	210	52	33	...	...	125	37
10,984	*5,897*	*101*	*41*	*1*	*4,986*	*3,290*	*1,400*	*29*	*19*	...	*1,861*	
278	117	...	...	...	159	245	85	14	4	...	146	38
...	...	...	...	...	...	...	...	...	...	...	...	39
111	57	...	...	...	54	303	2	...	...	...	301	40

to coal mines.

This content downloaded from 14.194.219.90 on Wed, 12 Jun 2024 09:45:45 +00:00
All use subject to https://about.jstor.org/terms

TABLE XV.—Occupation or Means of,

CALCUTTA WITH SUBURBS.

Group No.	Occupation.	Total number of Workers and Dependants.	Actual Workers.				Dependants.
			Total.		Partially agriculturists.		
			Male.	Female.	Male.	Female.	Both sexes.
	1	2	3	4	5	6	7
	III.—INDUSTRY—continued.						
	9.—METALS—*concluded.*						
41	Other workers in iron and makers of implements and tools, principally or exclusively of iron	5,772	3,391	21	32	1	2,360
42	Workers in brass, copper and bell-metal	3,423	1,639	69	16	...	1,715
43	Workers in other metals (tin, zinc, lead, quick-silver, etc.)	3,779	1,517	26	8	...	1,936
44	Workers in mints, die-sinkers, etc.	365	189	...	...	...	176
	10.—CERAMICS	***2,715***	***1,636***	***245***	***13***	...	***834***
45	Makers of glass and crystal ware	198	88	10	...	...	100
46	Makers of porcelain and crockery	6	4	...	...	...	2
47	Potters and earthen pipe and bowl makers	1,252	608	105	3	...	536
48	Brick and tile makers	1,241	927	129	10	...	185
49	Others (mosaic, talc, mica, alabaster, etc., workers) ...	18	9	1	...	...	8
	11.—CHEMICAL PRODUCTS, PROPERLY SO CALLED AND ANALOGOUS	***6,929***	***3,706***	***189***	***16***	...	***2,974***
50	Manufacture of matches and explosive materials ...	402	307	...	4	...	95
51	Manufacture of aerated and mineral waters	91	43	...	...	...	48
52	Manufacture of dyes, paint and ink	466	317	3	1	...	146
53	Manufacture and refining of vegetable and mineral oils	4,922	2,566	77	5	...	2,279
54	Manufacture of paper, card-board and papier-maché ...	50	8	...	1	...	42
55	Others (soap, candles, lac, cutch, perfumes and miscellaneous drugs)	998	525	109	5	...	364
	12.—FOOD INDUSTRIES	***12,188***	***5,917***	***1,147***	***81***	***3***	***5,124***
56	Rice-pounders and huskers, and flour-grinders	1,994	680	730	27	...	584
57	Bakers and biscuit-makers	1,876	1,368	16	35	...	492
58	Grain-parchers, etc.	611	225	117	1	1	269
59	Butchers	4,698	1,760	147	10	2	2,779
60	Fish-curers	40	18	1	...	...	21
61	Butter, cheese and ghee makers	...	...	...	...	...	...
62	Makers of sugar, molasses and gur	820	568	8	1	...	244
63	Sweetmeat-makers, preparers of jam and condiments, etc.	913	625	9	5	...	270
64	Brewers and distillers	22	3	...	...	...	19
65	Toddy-drawers	114	64	...	...	...	50
66	Manufacturers of tobacco, opium and ganja	1,102	606	119	2	...	377
	13.—INDUSTRIES OF DRESS AND THE TOILET ...	***63,977***	***32,336***	***1,595***	***231***	***4***	***29,346***
67	Hat, cap and turban makers	1,011	618	9	1	...	384
68	Tailors, milliners, dress-makers and darners, embroiderers on linen	26,351	9,968	292	103	...	16,191
69	Shoe, boot and sandal makers	18,144	11,958	78	32	1	6,108
70	Other industries pertaining to dress, gloves, socks, gaiters, belts, buttons, umbrellas, canes, etc.	1,184	815	23	8	...	346
71	Washing, cleaning and dyeing	9,691	4,880	880	25	1	3,951
72	Barbers, hair-dressers and wig-makers	6,668	4,192	312	62	2	2,364
73	Other industries connected with the toilet (tattooers, shampooers, bath-houses, etc.)	28	25	1	...	...	2
	14.—FURNITURE INDUSTRIES	***1,119***	***720***	***12***	***1***	...	***387***
74	Cabinet-makers, carriage-painters, etc.	1,096	711	11	1	...	374
75	Upholsterers, tent-makers, etc.	23	9	1	...	...	13
	15.—BUILDING INDUSTRIES	***35,193***	***19,244***	***1,623***	***266***	***1***	***14,256***
76	Lime-burners, cement-workers	10	7	...	...	...	3
77	Excavators, plinth-builders and well-sinkers	684	395	43	2	...	244
78	Stone and marble workers, masons and bricklayers ...	26,262	13,656	1,539	96	1	11,067
79	Others (thatchers, building contractors, house-painters, tilers, plumbers, locksmiths, etc.)	8,167	5,186	41	168	...	2,940
	16.—CONSTRUCTION OF MEANS OF TRANSPORT ...	***1,461***	***759***	...	***7***	...	***702***
80	Carts, carriage and *palki*, etc., makers and wheel wrights	850	382	...	5	...	463
81	Saddlers, harness-makers, whip and lash makers ...	235	109	...	...	...	126
82	Ship and boat builders	376	268	...	2	...	108
83	**17. PRODUCTION AND TRANSMISSION OF PHYSICAL FORCES (HEAT, LIGHT, ELECTRICITY MOTIVE POWER, etc.) (GAS WORK, ELECTRIC LIGHT AND ICE FACTORIES) ... ...**	***3,897***	***2,621***	***15***	***15***	...	***1,261***
	18.—INDUSTRIES OF LUXURY, AND THOSE PERTAINING TO LITERATURE AND THE ARTS AND SCIENCES	***38,501***	***18,494***	***334***	***173***	...	***19,673***
84	Printers, lithographers, engravers, etc.	13,598	6,728	15	60	...	6,853
85	Newspaper and magazine managers, and editors, journalists, etc.	371	152	6	6	...	213
86	Book-binders, stitchers, envelope-makers, etc.	4,831	3,331	49	11	...	1,451
87	Makers of musical instruments	769	320	...	9	...	440
88	Makers of watches and clocks, and optical, photographic and surgical instruments	1,684	663	3	11	...	1,018
89	Workers in precious stones and metals, enamellers, imitation jewellery makers, gilders, etc.	15,501	6,757	25	71	...	8,719
90	Makers of bangles, rosaries, bead and other necklaces, spangles, lingams and sacred threads	504	120	48	4	...	336
91	Toy, kite, cage, fishing tackle, etc., makers, taxidermists, etc.	328	131	20	...	...	177
92	Others, including managers, persons other than performers employed in theatres and other places of public entertainments, employés of public societies, race course service, huntsmen, etc.	917	292	168	1	...	457

This content downloaded from 14.194.219.90 on Wed, 12 Jun 2024 09:45:45 +00:00
All use subject to https://about.jstor.org/terms

LIVELIHOOD.—PART A.—GENERAL TABLE—*continued*.

CALCUTTA.						SUBURBS.						
TOTAL NUMBER OF WORKERS AND DEPENDANTS.	ACTUAL WORKERS.				DEPENDANTS.	TOTAL NUMBER OF WORKERS AND DEPENDANTS.	ACTUAL WORKERS.				DEPENDANTS.	
	Total.		*Partially agriculturists.*				*Total.*		*Partially agriculturists.*			
	Male.	Female.	Male.	Female.	Both sexes.		Male.	Female.	Male.	Female.	Both sexes.	Group No.
8	9	10	11	12	13	14	15	16	17	18	19	
4,030	2,580	7	21	1	1,443	1,742	811	14	11	...	917	42
2,861	1,356	68	14	...	1,537	462	283	1	2	...	178	43
3,271	1,610	26	6	...	1,635	508	207	...	2	...	301	43
335	177	...	...	...	158	30	12	...	...	...	18	44
1,180	*685*	*77*	*6*	...	*418*	*1,535*	*951*	*168*	*7*	...	*416*	
173	74	10	...	...	89	25	14	...	...	...	11	45
6	4	...	...	...	2	...	...	...	...	...	...	46
735	415	49	...	...	271	517	193	56	3	...	268	47
265	183	18	6	...	54	986	744	111	4	...	131	48
11	9	...	...	...	2	7	...	1	...	...	6	49
5,035	*2,597*	*46*	*8*	...	*2,392*	*1,894*	*1,169*	*143*	*8*	...	*582*	
40	11	...	...	...	29	362	296	...	4	...	66	50
49	11	...	...	...	38	42	32	...	...	...	10	51
422	290	2	1	...	130	44	27	1	...	...	16	52
4,178	2,071	32	2	...	2,075	744	495	45	3	...	204	53
33	3	...	1	...	30	17	5	...	...	...	12	54
313	211	12	4	...	90	685	314	97	1	...	274	55
9,434	*4,729*	*704*	*74*	...	*4,001*	*2,754*	*1,188*	*443*	*7*	*3*	*1,123*	
1,587	669	474	27	...	444	407	11	256	...	...	140	56
1,890	1,236	15	32	...	439	186	132	1	3	...	53	57
376	117	73	...	...	186	235	108	44	1	1	83	58
3,685	1,401	83	8	...	2,201	1,011	359	64	3	2	588	59
39	18	1	...	...	20	1	1	...	...	...	1	60
...	...	...	...	...	...	...	...	...	...	...	...	61
249	131	...	...	...	118	571	437	8	1	...	126	62
903	623	9	5	...	271	10	2	...	...	...	8	63
22	3	...	...	...	19	...	...	...	...	...	...	64
106	61	...	...	...	45	8	3	...	...	...	5	65
777	470	40	2	...	258	325	136	70	...	...	119	66
48,176	*27,596*	*1,304*	*184*	*3*	*19,276*	*15,101*	*4,740*	*291*	*47*	*1*	*10,070*	
1,008	617	9	1	...	382	3	1	...	...	...	2	67
14,668	6,962	258	78	...	7,546	11,685	3,006	34	25	...	8,645	68
17,128	11,427	71	28	1	5,630	1,016	531	7	4	...	478	69
1,100	773	23	8	...	306	84	43	1	...	...	40	70
8,115	4,080	646	23	1	3,339	1,576	780	184	3	...	612	71
6,131	3,813	247	47	1	2,071	737	379	65	15	1	293	72
28	25	1	...	...	2	...	...	...	...	...	...	73
1,089	*706*	*11*	*1*	...	*365*	*37*	*14*	*1*	...	...	*22*	
1,065	699	10	1	...	356	31	12	1	...	...	18	74
17	7	1	...	...	9	6	2	...	...	...	4	75
27,527	*15,786*	*1,184*	*176*	*1*	*10,557*	*7,596*	*3,458*	*439*	*90*	...	*3,609*	
3	1	...	...	...	2	7	6	...	...	...	1	76
506	259	31	1	...	216	178	136	12	1	...	30	77
21,231	11,689	1,117	76	1	8,425	5,031	1,967	422	20	...	2,612	78
5,787	3,837	36	99	...	1,914	2,380	1,349	5	69	...	1,026	79
1,390	*714*	...	*7*	...	*676*	*71*	*45*	...	...	...	*26*	
793	349	...	5	...	444	57	33	...	...	...	24	80
234	108	...	...	...	126	1	1	...	...	...	...	81
383	257	...	2	...	106	13	11	...	...	...	2	82
3,617	*2,435*	*14*	*15*	...	*1,168*	*280*	*186*	*1*	...	...	*93*	83
34,418	*17,018*	*294*	*163*	...	*17,106*	*4,083*	*1,476*	*40*	*10*	...	*2,557*	
12,556	6,282	15	55	...	6,259	1,040	446	...	5	...	584	84
367	151	6	6	...	210	14	1	...	...	...	3	85
4,592	3,250	38	10	...	1,304	239	81	11	1	...	147	86
589	276	...	9	...	313	180	44	...	...	...	136	87
1,586	625	3	11	...	958	98	38	...	...	...	60	88
13,295	5,994	24	67	...	7,277	2,208	763	1	4	...	1,443	89
313	54	28	4	...	231	191	66	20	...	...	105	90
221	97	12	...	...	112	107	34	8	...	...	65	91
899	289	168	1	...	442	18	3	...	...	...	15	92

This content downloaded from
14.194.219.90 on Wed, 12 Jun 2024 09:45:45 +00:00
All use subject to https://about.jstor.org/terms

TABLE XV.—OCCUPATION OR MEANS OF

Group No.	Occupation.	CALCUTTA WITH SUBURBS. Total number of Workers and Dependants.	Actual Workers. Total. Male.	Total. Female.	Partially agriculturists. Male.	Partially agriculturists. Female.	Dependants. Both sexes.
	1	2	3	4	5	6	7
	III.—INDUSTRY—concluded.						
93	19.—INDUSTRIES CONCERNED WITH REFUSE MATTER (SWEEPERS, SCAVENGERS, DUST AND SWEEPING CONTRACTORS)	*15,381*	*7,645*	*2,073*	*44*	*1*	*5,663*
	IV.—TRANSPORT	*126,330*	*87,406*	*567*	*4,497*	*4*	*33,357*
	20.—TRANSPORT BY WATER	*52,559*	*41,859*	*173*	*3,667*	...	*10,527*
94	Harbour works, dockyards and pilots	10,824	6,962	155	223	...	3,707
95	Ship-owners and their employés, ship-brokers, ships' officers, engineers, mariners and firemen	21,427	14,949	...	823	...	6,478
96	Persons employed on the maintenance of streams, rivers and canals (including construction)	58	20	18	...	...	20
97	Boat-owners, boatmen and fowmen	20,250	19,928	...	2,616	...	322
	21.—TRANSPORT BY ROAD	*49,170*	*33,244*	*266*	*542*	*4*	*15,660*
98	Persons employed on the construction and maintenance of roads and bridges	889	666	44	61	1	179
99	Cart-owners and drivers, coachmen, stable boys, tramway, mail carriage, etc., managers and employés (excluding private servants)	42,645	27,979	217	441	3	14,449
100	*Palki*, etc., bearers and owners	1,002	847	...	11	...	155
101	Pack elephant, camel, mule, ass and bullock owners and drivers	...	...	...	...	...	...
102	Porters and messengers	4,634	3,752	5	29	...	877
	23.—TRANSPORT BY RAIL	*19,514*	*9,831*	*50*	*194*	...	*9,633*
103	Railway employés of all kinds other than construction labourers	19,514	9,831	50	194	...	9,633
104	Labourers employed on railway construction	...	...	...	...	...	...
105	23.—POST OFFICE, TELEGRAPH AND TELEPHONE SERVICES	*5,037*	*2,472*	*38*	*94*	...	*2,537*
	V.—TRADE	*190,836*	*97,420*	*8,449*	*2,002*	*31*	*84,967*
106	24.—BANKS, ESTABLISHMENTS OF CREDIT, EXCHANGE AND INSURANCE (BANK MANAGERS, MONEY-LENDERS, EXCHANGE AND INSURANCE AGENTS, MONEY CHANGERS, BROKERS AND THEIR EMPLOYES)	*7,957*	*3,919*	*315*	*134*	*2*	*3,793*
107	25.—BROKERAGE, COMMISSION AND EXPORT (BROKERS, COMMISSION AGENTS, COMMERCIAL TRAVELLERS, WAREHOUSE OWNERS, AND THEIR EMPLOYES)	*14,000*	*6,435*	*42*	*201*	...	*7,323*
108	26.—TRADE IN TEXTILES (TRADE IN PIECE GOODS, WOOL, COTTON, SILK, HAIR AND OTHER TEXTILES)	*24,263*	*12,605*	*243*	*278*	...	*11,415*
109	27.—TRADE IN SKIN, LEATHER, FURS, FEATHERS, HORN, ETC.	*5,689*	*3,483*	*46*	*27*	...	*2,160*
110	28.—TRADE IN WOOD (NOT FIREWOOD), CORK, BARK, ETC.	*3,154*	*1,648*	*147*	*52*	...	*1,359*
111	29.—TRADE IN METALS— Machinery, knife, tools, etc., sellers	*3,300*	*1,827*	*20*	*28*	...	*1,425*
112	30.—TRADE IN POTTERY	*515*	*175*	*34*	*1*	...	*304*
113	31.—TRADE IN CHEMICAL PRODUCTS, (DRUGS, DYES, PAINTS, PETROLEUM, EXPLOSIVES, ETC.	*2,701*	*1,632*	*22*	*49*	...	*1,047*
	32.—HOTELS, CAFES, RESTAURANTS, ETC.	*6,474*	*3,594*	*149*	*88*	*1*	*2,731*
114	Vendors of wine, liquors, aerated waters, etc.	4,242	2,334	30	76	1	1,878
115	Owners, managers of hotels, cook-shops, serais, etc., and their employés	2,232	1,260	119	12	...	853
	33.—OTHER TRADE IN FOODSTUFFS	*72,018*	*36,423*	*5,737*	*679*	*24*	*29,855*
116	Fish-dealers	3,806	1,089	797	6	2	1,920
117	Grocers and sellers of vegetable oil, salt and other condiments	18,755	9,300	483	134	2	8,972
118	Sellers of milk, butter, ghee, poultry, eggs, etc.	8,517	4,307	841	68	5	3,366
119	Sellers of sweetmeat, sugar, gur and molasses	8,889	5,128	199	86	...	3,542
120	Cardamom, betel-leaf, vegetable, fruit and arecanut sellers	13,288	6,159	2,248	124	10	4,881
121	Grain and pulse dealers	11,336	6,428	800	182	1	4,107
122	Tobacco, opium, ganja, etc., sellers	4,866	2,419	227	48	2	2,220
125	Dealers in sheep, goats and pigs	572	240	29	1	...	303
12	Dealers in hay, grass and fodder	2,010	1,363	110	30	2	547
125	34.—TRADE IN CLOTHING AND TOILET ARTICLES (TRADE IN READY-MADE CLOTHING AND OTHER ARTICLES OF DRESS AND THE TOILET, HATS, UMBRELLAS, SOCKS, READY-MADE SHOES, PERFUMES, ETC.)	*7,985*	*5,331*	*67*	*34*	...	*2,587*
	35.—TRADE IN FURNITURE	*4,484*	*2,071*	*80*	*49*	*2*	*2,333*
126	Trade in furniture, carpets, curtains and bedding	618	386	8	11	...	222

This content downloaded from 14.194.219.90 on Wed, 12 Jun 2024 09:45:45 +00:00
All use subject to https://about.jstor.org/terms

LIVELIHOOD.—PART A.—GENERAL TABLE—*continued.*

CALCUTTA.						SUBURBS.						
TOTAL NUMBER OF WORKERS AND DEPENDANTS.	ACTUAL WORKERS.				DEPENDANTS.	TOTAL NUMBER OF WORKERS AND DEPENDANTS.	ACTUAL WORKERS.				DEPENDANTS.	
	Total.		*Partially agriculturists.*				*Total.*		*Partially agriculturists.*			
	Male.	Female.	Male.	Female.	Both sexes.		Male.	Female.	Male.	Female.	Both sexes.	Group No.
8	9	10	11	12	13	14	15	16	17	18	19	
14,401	*7,210*	*1,889*	*40*	*1*	*5,302*	*980*	*1435*	*184*	*4*	...	*361*	93
129,309	*78,581*	*539*	*4,328*	*2*	*31,189*	*16,021*	*8,825*	*28*	*169*	*2*	*7,168*	
49,655	*40,084*	*173*	*3,639*	...	*9,398*	*2,904*	*1,775*	...	*28*	...	*1,129*	
8,922	5,847	155	207	...	2,920	1,902	1,115	...	21	...	787	94
20,599	14,344	...	816	...	6,255	828	605	...	7	...	223	95
56	18	18	...	...	20	2	2	...	...	...	...	96
20,078	19,875	...	2,616	...	203	172	53	...	...	...	119	97
40,628	*28,316*	*239*	*422*	*2*	*12,073*	*8,542*	*4,928*	*27*	*120*	*2*	*3,587*	
502	382	28	...	...	92	387	284	16	61	1	87	98
34,814	23,585	206	388	3	11,023	7,831	4,394	11	53	1	3,429	99
952	809	...	10	...	143	60	38	...	1	...	12	100
...	...	...	...	...	...	...	...	...	...	...	...	101
4,360	3,540	5	24	...	815	274	212	...	5	...	62	102
15,213	*7,802*	*49*	*175*	...	*7,362*	*4,301*	*2,029*	*1*	*19*	...	*2,271*	
5,213	7,802	49	175	...	7,362	4,301	2,029	1	19	...	2,271	103
...	...	...	...	...	...	...	...	...	...	...	...	104
4,813	*2,379*	*78*	*92*	...	*2,356*	*274*	*93*	...	*2*	...	*181*	105
169,286	*88,102*	*6,530*	*1,806*	*20*	*74,654*	*21,550*	*9,318*	*1,919*	*196*	*11*	*10,313*	
7,312	*3,616*	*268*	*123*	*2*	*3,423*	*645*	*303*	*47*	*11*	...	*295*	106
13,413	*6,208*	*41*	*193*	...	*7,164*	*587*	*227*	*1*	*8*	...	*359*	107
22,632	*11,957*	*225*	*270*	...	*10,450*	*1,631*	*648*	*18*	*8*	...	*965*	108
5,409	*3,324*	*46*	*27*	...	*2,039*	*280*	*159*	...	...	...	*121*	109
2,785	*1,489*	*146*	*45*	...	*1,150*	*369*	*159*	*1*	*7*	...	*209*	110
2,930	*1,619*	*14*	*26*	...	*1,297*	*370*	*208*	*6*	*2*	...	*15*	111
474	*162*	*28*	...	...	*284*	*39*	*13*	*6*	*1*	...	*20*	112
2,463	*1,522*	*18*	*40*	...	*923*	*238*	*110*	*4*	*2*	...	*124*	113
5,677	*3,159*	*139*	*84*	*1*	*2,379*	*797*	*435*	*10*	*4*	...	*352*	
3,665	1,941	23	72	1	1,661	677	393	7	4	...	277	114
2,112	1,218	116	12	...	778	120	42	3	...	...	75	115
60,187	*31,491*	*4,221*	*578*	*16*	*24,475*	*11,831*	*4,939*	*1,516*	*101*	*8*	*5,383*	
2,984	923	561	5	1	1,480	842	166	236	1	1	440	116
15,154	7,797	304	117	1	7,053	3,601	1,503	179	17	1	1,919	117
7,046	3,735	677	62	5	2,634	1,471	512	167	6	...	732	118
8,234	4,789	183	81	...	3,262	836	389	16	5	...	280	119
11,473	5,405	1,873	114	8	4,105	1,815	664	375	10	2	776	120
9,327	5,371	480	131	...	3,476	2,008	1,057	320	51	1	631	121
3,953	2,000	99	40	...	1,794	913	359	128	8	3	426	122
440	133	29	1	...	278	132	107	...	...	...	25	123
1,598	1,188	15	27	1	393	414	165	95	3	1	154	124
7,661	*5,201*	*40*	*31*	...	*2,420*	*324*	*150*	*27*	*3*	...	*167*	125
4,107	*1,887*	*49*	*48*	...	*2,171*	*377*	*184*	*31*	*1*	*3*	*169*	
584	366	5	11	...	213	32	20	3	...	...	9	126

This content downloaded from
14.194.219.90 on Wed, 12 Jun 2024 09:45:45 +00:00
All use subject to https://about.jstor.org/terms

TABLE XV.—Occupation or Means of

Group No.	Occupation.	Calcutta with Suburbs. Total number of Workers and Dependants.	Actual Workers. Total. Male.	Total. Female.	Partially agriculturists. Male.	Partially agriculturists. Female.	Dependants. Both sexes.
	1	2	3	4	5	6	7
	V.—TRADE—concld.						
	35.—TRADE IN FURNITURE—*concld.*						
127	Hardware, cooking utensils, porcelain, crockery, glassware, bottles, articles for gardening, the cellar, etc.	3,868	1,685	72	33	2	2,111
128	36.—TRADE IN BUILDING MATERIALS (STONES, BRICKS, PLASTER, CEMENT, SAND, TILES, THATCH, ETC.)	*704*	*351*	*11*	*39*	...	*402*
129	37.—TRADE IN MEANS OF TRANSPORT (DEALERS AND HIRERS OF ELEPHANTS, CAMELS, HORSES, CATTLE, ASSES, MULES, ETC., SELLERS [NOT MAKERS] OF CARRIAGE, SADDLERY, ETC.)	*1,290*	*799*	*14*	*20*	...	*547*
130	38.—TRADE IN FUEL (DEALERS IN FIREWOOD, CHARCOAL, COAL, COW-DUNG, ETC.)	*4,839*	*2,235*	*895*	*23*	...	*1,709*
	39.—TRADE IN ARTICLES OF LUXURY, AND THOSE PERTAINING TO LETTERS AND THE ARTS AND SCIENCES	*12,172*	*5,563*	*230*	*120*	...	*6,379*
131	Dealers in precious stones, jewellery (real and imitation), clocks, optical instruments, etc.	3,373	1,500	14	71	...	1,859
132	Dealers in common bangles, bead necklaces, fans, small articles, toys, hunting and fishing tackle, flowers, etc.	2,821	1,490	144	11	...	1,187
133	Publishers, booksellers, stationers, dealers in music, pictures, musical instruments and curiosities	5,978	2,573	72	38	..	3,333
134	40.—TRADE IN REFUSE MATTER (DEALERS IN BAGS, STABLE REFUSE, ETC.)	*136*	*83*	...	...	...	*53*
	41.—TRADE OF OTHER SORTS	*19,097*	*9,316*	*397*	*187*	*2*	*9,384*
135	Shop-keepers, otherwise unspecified	14,737	6,814	287	158	2	7,636
136-7	Itinerant traders, pedlars, hawkers, etc.	3,768	2,168	120	27	...	1,460
137	Conjurors, acrobats, fortune-tellers, reciters, exhibitors of curiosities and wild animals	321	199	3	...	..	119
138	Other traders (including farmers of pounds, tolls and markets)	271	115	7	2	...	149
	C.—PUBLIC ADMINISTRATION AND LIBERAL ARTS	*123,124*	*47,512*	*6,017*	*1,947*	*15*	*69,595*
	VI.—PUBLIC FORCE	*10,798*	*8,856*	...	*603*	...	*1,942*
	42.—ARMY	*4,946*	*4,263*	...	*325*	...	*683*
139	Army (Imperial)	4,918	4,252	...	325	...	666
140	Army (Native States)	28	11	...	..	...	17
141	43.—NAVY	.....	...	...	...	...	...
	44.—POLICE	*5,852*	*4,593*	...	*278*	...	*1,259*
142	Police	5,850	4,593	...	278	...	1,257
143	Village watchmen	2	...	...	...	...	2
	VII.—PUBLIC ADMINISTRATION	*34,680*	*14,183*	*219*	*685*	...	*20,278*
	45.—PUBLIC ADMINISTRATION	*34,680*	*14,183*	*219*	*685*	...	*20,278*
144	Service of the State	26,857	9,334	18	478	...	17,395
145	Service of Native and Foreign States	61	23	...	...	...	38
146	Municipal and other local (not village) service	7,971	4,826	201	207	...	2,944
147	Village officials and servants other than watchmen	1	...	...	...	...	1
	VIII.—PROFESSIONS AND LIBERAL ARTS	*56,075*	*20,263*	*2,990*	*567*	*12*	*32,822*
	46.—RELIGION	*15,548*	*6,999*	*1,195*	*143*	*7*	*7,354*
148	Priests, ministers, etc.	11,057	4,956	212	120	7	5,889
149	Religious mendicants, inmates of monasteries, etc.	3,188	1,587	868	5	...	733
150	Catechists, readers, church and mission service	725	148	98	...	...	479
151	Temple, burial or burning ground service, pilgrim conductors, circumcisers	578	308	17	18	...	253
	47.—LAW	*10,800*	*3,016*	...	*214*	...	*7,784*
152	Lawyers of all kinds including kazis, law agents and mukhtars	7,802	1,947	...	149	...	5,855
153	Lawyers' clerks, petition-writers, etc.	2,998	1,069	...	66	...	1,929
	48.—MEDICINE	*11,800*	*3,397*	*836*	*110*	...	*7,567*
154	Medical practitioners of all kinds including dentists, oculists and veterinary surgeons	9,200	2,658	83	100	...	6,519
155	Midwives, vaccinators, compounders, nurses, masseurs, etc.	2,540	739	753	10	...	1,048
156	49.—INSTRUCTION [PROFESSORS AND TEACHERS OF ALL KINDS (EXCEPT LAW, MEDICINE, MUSIC, DANCING AND DRAWING) AND CLERKS AND SERVANTS CONNECTED WITH EDUCATION]	*7,995*	*2,814*	*502*	*66*	*5*	*4,679*
	50.—LETTERS AND ARTS AND SCIENCES	*9,932*	*4,037*	*457*	*34*	...	*5,438*
157	Public scribes, stenographers, etc.	923	269	239	...	...	415
158	Architects, surveyors, engineers and their employés	4,608	1,697	16	12	...	2,893
159	Others (authors, photographers, artists, sculptors, astronomers, meteorologists, botanists, astrologers, etc.)	1,776	756	41	6	...	979

This content downloaded from 14.194.219.90 on Wed, 12 Jun 2024 09:45:45 +00:00
All use subject to https://about.jstor.org/terms

LIVELIHOOD.—PART A.—GENERAL TABLE—*continued.*

CALCUTTA.						SUBURBS.						
TOTAL NUMBER OF WORKERS AND DEPENDANTS.	ACTUAL WORKERS.				DEPENDANTS.	TOTAL NUMBER OF WORKERS AND DEPENDANTS.	ACTUAL WORKERS.				DEPENDANTS.	Group No.
	Total.		*Partially agriculturists.*				*Total.*		*Partially agriculturists.*			
	Male.	Female.	Male.	Female.	Both sexes.		Male.	Female.	Male.	Female.	Both sexes.	
8	9	10	11	12	13	14	15	16	17	18	19	
3,523	1,521	44	87	...	1,958	345	164	28	1	2	153	127
644	*295*	*11*	*37*	...	*338*	*120*	*56*	...	*2*	...	*64*	128
633	*276*	*2*	*19*	...	*355*	*657*	*453*	*12*	*1*	...	*192*	129
4,113	*1,963*	*763*	*14*	...	*1,387*	*726*	*272*	*132*	*9*	...	*322*	130
11,102	*5,167*	*161*	*109*	...	*5,774*	*1,070*	*396*	*69*	*11*	...	*605*	
3,300	1,466	13	67	...	1,821	73	34	1	4	...	38	131
2,306	1,311	82	8	...	913	515	179	62	3	...	274	132
5,498	2,390	66	34	...	3,040	482	183	6	4	...	293	133
114	*75*	...	...	...	*39*	*22*	*8*	...	...	...	*14*	134
17,630	*8,691*	*358*	*169*	*1*	*8,581*	*1,467*	*625*	*39*	*25*	*1*	*803*	
13,727	6,418	237	142	1	7,072	1,010	396	30	16	1	584	135
3,414	1,990	112	18	...	1,312	364	198	8	9	...	148	136
278	180	3	...	...	95	43	19	...	...	...	24	137
211	103	6	2	...	102	60	12	1	...	...	47	138
112,795	*44,159*	*5,140*	*1,857*	*15*	*63,426*	*10,399*	*3,353*	*877*	*90*	...	*6,169*	
10,428	*8,568*	...	*603*	...	*1,860*	*370*	*288*	...	...	...	*82*	
4,886	*4,225*	...	*325*	...	*661*	*60*	*38*	...	...	...	*22*	
4,878	4,225	...	325	...	653	40	27	...	...	...	13	139
8	...	...	...	...	8	20	11	...	...	...	9	140
...	...	...	...	...	...	...	...	...	...	...	...	141
5,542	*4,343*	...	*278*	...	*1,199*	*310*	*250*	...	...	...	*60*	
5,540	4,343	...	278	...	1,197	310	250	...	...	...	60	142
2	...	...	...	...	2	...	...	...	...	...	...	143
31,285	*12,926*	*176*	*647*	...	*18,183*	*3,395*	*1,257*	*43*	*38*	...	*2,095*	
31,285	*12,926*	*176*	*647*	...	*18,183*	*3,395*	*1,257*	*43*	*38*	...	*2,095*	
24,303	8,564	18	458	...	15,721	2,554	770	...	20	...	1,584	144
48	23	...	...	...	25	3	...	...	...	...	3	145
6,933	4,339	158	189	...	2,439	1,038	487	43	18	...	508	146
1	...	...	...	...	1	...	...	...	...	...	...	147
51,940	*18,800*	*2,735*	*534*	*12*	*30,405*	*4,135*	*1,463*	*255*	*33*	...	*2,417*	
13,860	*6,321*	*983*	*137*	*7*	*6,556*	*1,688*	*678*	*212*	*6*	...	*798*	
10,274	4,624	205	115	7	5,445	783	332	7	5	...	444	148
2,378	1,261	681	4	...	436	810	326	187	1	...	297	149
665	140	80	...	...	445	60	8	18	...	...	34	150
543	296	17	18	...	230	36	12	...	...	...	23	151
10,233	*2,865*	...	*206*	...	*7,368*	*567*	*151*	...	*8*	...	*416*	
7,459	1,862	...	143	...	5,597	343	85	...	6	...	258	152
2,774	1,003	...	63	...	1,771	224	66	...	2	...	158	153
10,848	*3,103*	*803*	*99*	...	*6,942*	*952*	*294*	*33*	*11*	...	*625*	
8,493	2,433	80	89	...	5,980	767	243	3	11	...	539	154
2,355	670	723	10	...	962	185	69	30	...	...	86	155
7,331	*2,603*	*497*	*61*	*5*	*4,231*	*664*	*211*	*5*	*5*	...	*443*	156
9,068	*3,908*	*459*	*31*	...	*5,308*	*264*	*129*	*5*	*3*	...	*130*	
922	269	239	...	...	414	1	...	...	...	...	1	157
4,469	1,642	16	9	...	2,811	139	55	...	3	...	84	158
1,743	741	40	6	...	962	33	15	1	...	...	17	159

This content downloaded from
14.194.219.90 on Wed, 12 Jun 2024 09:45:45 +00:00
All use subject to https://about.jstor.org/terms

TABLE XV.—OCCUPATION OR MEANS OF

Group No.	Occupation.	CALCUTTA WITH SUBURBS. Total number of Workers and Dependants.	Actual Workers, Total. Male.	Actual Workers, Total. Female.	Actual Workers, Partially agriculturists. Male.	Actual Workers, Partially agriculturists. Female.	Dependants. Both sexes.
	1	2	3	4	5	6	7
	VIII.—PROFESSIONS AND LIBERAL ARTS—concluded.						
	50.—LETTERS AND ARTS AND SCIENCES—*concluded.*						
160	Music composers, and masters, players on all kinds of musical instruments (not military), singers, actors and dancers	2,625	1,315	161	10	...	1,149
	IX—PERSONS LIVING ON THEIR INCOME.	*21,571*	*4,210*	*2,808*	*92*	*3*	*14,553*
161	51.—PERSONS LIVING PRINCIPALLY ON THEIR INCOME—						
	Proprietors (other than of agricultural land), fund and scholarship-holders and pensioners	*21,571*	*4,210*	*2,808*	*92*	*3*	*14,553*
	D.—MISCELLANEOUS	*308,093*	*166,067*	*43,923*	*3,666*	*50*	*98,103*
	X.—DOMESTIC SERVICE	*117,760*	*62,490*	*22,409*	*1,219*	*29*	*32,861*
	52.—DOMESTIC SERVICE	*117,760*	*62,490*	*22,409*	*1,219*	*29*	*32,861*
162	Cooks, water-carriers, door-keepers, watchmen and other in-door servants	109,742	56,377	22,268	1,115	29	31,097
163	Private grooms, coachmen, dog-boys, etc.	8,018	6,113	141	104	...	1,764
	XI.—INSUFFICIENTLY DESCRIBED OCCUPATIONS	*161,601*	*96,352*	*4,051*	*2,440*	*5*	*61,198*
	53.—GENERAL TERMS WHICH DO NOT INDICATE A DEFINITE OCCUPATION	*161,601*	*96,352*	*4,051*	*2,440*	*5*	*61,198*
164	Manufacturers, business men and contractors otherwise unspecified	4,058	1,404	9	54	...	2,555
165	Cashiers, accountants, book-keepers, clerks and other employés in unspecified offices, warehouses and shops	75,719	35,879	290	827	2	39,550
166	Mechanics otherwise unspecified	7,723	3,527	37	29	...	4,159
167	Labourers and workmen otherwise unspecified	74,101	55,452	3,715	1,530	3	14,934
	XII.—UNPRODUCTIVE	*28,732*	*7,225*	*17,463*	*7*	*16*	*4,044*
168	54.—INMATES OF JAILS, ASYLUMS AND HOSPITALS	*4,577*	*4,089*	*488*	...	...	...
169	55.—BEGGARS, VAGRANTS, PROSTITUTES—						
	Beggars, vagrants, procurers, prostitutes, receivers of stolen goods, cattle-poisoners	*24,155*	*3,136*	*16,975*	*7*	*16*	*4,044*

This content downloaded from
14.194.219.90 on Wed, 12 Jun 2024 09:45:45 +00:00
All use subject to https://about.jstor.org/terms

LIVELIHOOD.—PART A.—GENERAL TABLE—*concluded*.

CALCUTTA.						SUBURBS.						
TOTAL NUMBER OF WORKERS AND DEPENDANTS.	ACTUAL WORKERS.				DEPENDANTS.	TOTAL NUMBER OF WORKERS AND DEPENDANTS.	ACTUAL WORKERS.				DEPENDANTS.	
	Total.		*Partially agriculturists.*				*Total.*		*Partially agriculturists.*			
	Male.	Female.	Male.	Female.	Both sexes.		Male.	Female.	Male.	Female.	Both sexes.	
8	9	10	11	12	13	14	15	16	17	18	19	
2,534	1,256	157	16	...	1,121	91	59	4	...	...	28	160
19,072	*3,865*	*2,229*	*73*	*3*	*12,978*	*2,490*	*345*	*579*	*19*	...	*1,575*	
19,072	*3,865*	*2,229*	*73*	*3*	*12,978*	*2,499*	*345*	*579*	*19*	...	*1,575*	161
270,341	*151,853*	*39,575*	*3,42 3*	*43*	*87,913*	*28,752*	*14,214*	*4,348*	*243*	*7*	*10,190*	
110,094	*58,553*	*21,011*	*1,130*	*26*	*30,530*	*7,666*	*3,937*	*1,398*	*89*	*3*	*2,331*	
110,094	*58,553*	*21,011*	*1,130*	*26*	*30,530*	*7,666*	*3,937*	*1,398*	*89*	*3*	*2,331*	
102,816	53,019	20,870	1,033	26	28,927	6,926	3,358	1,398	82	3	2,170	162
7,278	5,534	141	97	...	1,603	740	579	...	7	...	161	163
143,664	*86,626*	*3,208*	*2,287*	*4*	*53,830*	*17,937*	*9,726*	*843*	*153*	*1*	*7,368*	
143,664	*86,626*	*3,208*	*2,287*	*4*	*53,830*	*17,937*	*9,726*	*843*	*153*	*1*	*7,368*	
3,742	1,419	9	48	...	2,314	316	75	...	6	...	241	164
70,631	33,724	290	760	2	36,617	5,088	2,155	...	67	...	2,933	165
5,362	2,556	36	17	...	2,770	2,381	971	1	12	...	1,399	166
63,929	48,927	2,873	1,462	2	12,129	10,172	6,525	842	68	1	2,805	167
25,583	*6,674*	*15,356*	*6*	*13*	*3,553*	*3,149*	*551*	*2,107*	*1*	*3*	*491*	
4,576	*4,089*	*487*	...	...	...	*1*	...	*1*	...	...	...	168
21,007	*2,585*	*14,869*	*6*	*13*	*3,553*	*3,148*	*551*	*2,106*	*1*	*3*	*491*	169

This content downloaded from
14.194.219.90 on Wed, 12 Jun 2024 09:45:45 +00:00
All use subject to https://about.jstor.org/terms

TABLE XV.—Occupation or Means of Livelihood.—Part B.—

(1) *Rent Receivers*—

Locality.	Total number of rent-receivers (actual workers).		Number of actual workers who returned subsidiary occupations.				Details of subsidiary							
			(a) Agricultural.		(b) Non-agricultural.		Rent-payers.		Agricultural labourers.		Government servants of all kinds.		Money-lenders and grain-dealers.	
	Male.	Female.	Male.	Female.	Male.	Female.	Male.	Female.	Male.	Female.	Male.	Female.	Male.	Female.
1	2	3	4	5	6	7	8	9	10	11	12	13	14	15
CALCUTTA WITH SUBURBS	*5,973*	*1,315*	*14*	*1*	*489*	*52*	*12*	*1*	*2*	...	*50*	....	*52*	*11*
Calcutta	5,636	1,171	14	1	464	49	12	1	2	...	50	...	47	10
Suburbs	337	144	...	...	25	3	...	...	...	...	...	...	5	1

(2) *Rent Payers*—

Locality.	Total number of rent-payers (actual workers).		Number of actual workers who returned subsidiary occupations.				Details of subsidiary									
			(a) Agricultural.		(b) Non-agricultural.		Rent-receivers.		Agricultural labourers.		General labourers.		Government servants of all kinds.		Money-lenders and grain-dealers.	
	Male.	Female.	Male.	Female.	Male.	Female.	Male.	Female.	Male.	Female.	Male.	Female.	Male.	Female.	Male.	Female.
1	2	3	4	5	6	7	8	9	10	11	12	13	14	15	16	17
CALCUTTA WITH SUBURBS	*2,705*	*145*	*12*	*5*	*353*	*30*	*12*	*5*	...	...	*10*	...	*17*	...	*20*	...
Calcutta	2,192	111	12	5	329	30	12	5	....	...	5	...	17	...	17	...
Suburbs	513	34	...	...	24	...	...	...	...	...	5	...	...	...	3	...

(3) *Farm Servants*

Locality.	Total number of farm servants and field labourers (actual workers).		Number of actual workers who returned subsidiary occupations.				Details of subsidiary									
			(a) Agricultural.		(b) Non-agricultural.		Rent-receivers.		Rent-payers.		General labourers.		Village watchmen.		Cattle breeders and milkmen.	
	Male.	Female.	Male.	Female.	Male.	Female.	Male.	Female.	Male.	Female.	Male.	Female.	Male.	Female.	Male.	Female.
1	2	3	4	5	6	7	8	9	10	11	12	13	14	15	16	17
CALCUTTA WITH SUBURBS	*865*	*144*	*33*	...	*75*	*1*	*4*	...	*29*	...	*27*	...	...	...	...	...
Calcutta	248	34	33	...	75	1	4	...	29	...	27	...	...	...	...	...
Suburbs	617	110	...	...	...	...	...	...	...	...	...	...	...	...	...	...

This content downloaded from
14.194.219.90 on Wed, 12 Jun 2024 09:45:45 +00:00
All use subject to https://about.jstor.org/terms

Subsidiary Occupations of Agriculturists—Actual Workers only.

(*Landholders*).

OCCUPATIONS RETURNED.

Other traders of all kinds.		Priests.		Clerks of all kinds, (not Government.)		Schoolmasters.		Lawyers.		Estate agents and managers.		Medical practitioners.		Artisans.		Other occupations.	
Male.	Female.	Male.	Female.	Male.	Female.	Male.	Female.	Male.	Female.	Male.	Female.	Male.	Female.	Male.	Female.	Male.	Female.
16	17	18	19	20	21	22	23	24	25	26	27	28	29	30	31	32	33
61	...	*8*	...	*96*	...	*14*	*1*	*27*	...	*3*	...	*18*	*2*	*9*	...	*151*	*3 8*
59	...	7	...	90	..	13	1	26	...	3	...	17	2	9	...	143	36
2	...	1	..	6	...	1	...	1	...	...	...	1	..	...	...	8	2

(*Actual Cultivators*).

OCCUPATIONS RETURNED.

Other traders of all kinds.		Fishermen and boatmen.		Cattle-breeders and milkmen.		Village watchmen.		Weavers.		Barbers.		Oil-pressers.		Washermen.		Potters.		Blacksmiths and carpenters.		Other occupations.	
Male.	Female.	Male.	Female.	Male.	Female.	Male.	Female.	Male.	Female.	Male.	Female.	Male.	Female.	Male.	Female.	Male.	Female.	Male.	Female.	Male.	Female.
18	19	20	21	22	23	24	25	26	27	28	29	30	31	32	33	34	35	36	37	38	39
52	...	*77*	...	*2*	*1*	*3*	...	...	...	...	...	...	...	...	...	...	...	*5*	*1*	*167*	*28*
49	...	77	...	2	1	3	...	...	...	...	...	...	...	...	...	...	...	2	1	157	28
3	...	...	...	...	...	...	...	...	...	...	...	...	...	...	...	...	...	3	...	10	...

and Field Labourers.

OCCUPATIONS RETURNED

Mill hands.		Fishermen and boatmen.		Rice-pounders.		Traders of all kinds.		Oil-pressers.		Weavers.		Potters.		Leather-workers.		Washermen.		Blacksmiths and carpenters.		Other occupations.	
Male.	Female.	Male.	Female.	Male.	Female.	Male.	Female.	Male.	Female.	Male.	Female.	Male.	Female.	Male.	Female.	Male.	Female.	Male.	Female.	Male.	Female.
18	19	20	21	22	23	24	25	26	27	28	29	30	31	32	33	34	35	36	37	38	39
1	*1*	...	...	...	...	...	...	...	...	...	...	...	...	...	...	...	...	...	...	*47*	...
1	1	...	...	...	...	...	...	...	...	...	...	...	...	...	...	...	...	...	...	47	...
...	...	...	...	..	...	...	...	...	...	...	...	...	...	...	...	...	...	...	...	...	...

This content downloaded from
14.194.219.90 on Wed, 12 Jun 2024 09:45:45 +00:00
All use subject to https://about.jstor.org/terms

TABLE XV.—Occupation or Means of

Group No.	OCCUPATION.	CALCUTTA WITH SUBURBS. TOTAL NUMBER OF WORKERS AND DEPENDANTS. Total.	Hindu.	Muslman.	Christian.	Others.
1	2	3	4	5	6	7
	Total ...	*1,043,307*	*693,492*	*298,986*	*40,511*	*10,318*
	A.—PRODUCTION OF RAW MATERIALS.	*41,704*	*35,828*	*5,037*	*430*	*409*
	I.—EXPLOITATION OF THE SURFACE OF THE EARTH	*41,409*	*35,823*	*4,808*	*370*	*409*
	1.—PASTURE AND AGRICULTURE	*39,036*	*33,532*	*4,728*	*367*	*409*
	(*a*) *Ordinary cultivation*	31,689	27,136	3,908	254	391
1	Income from rent of agricultural land	23,265	20,438	2,301	198	318
2	Ordinary cultivators	4,459	3,274	1,121	28	36
3	Agents, managers of landed estates (not planters) clerks, rent-collectors, etc.	2,609	2,400	149	23	37
4	Farm servants and field labourers	1,366	1,024	337	5	...
	(*b*) *Growers of special products and market gardening*	3,833	3,452	279	84	18
5	Tea, coffee, cinchona and indigo plantations	184	95	3	68	18
6	Fruit, flower, vegetable, betelvine, arecanut, etc., growers	3,649	3,357	276	16	...
	(*c*) *Forestry*	2,222	1,750	466	6	...
7	Forest officers, rangers, guards, etc.	16	11	...	5	...
8	Wood-cutters, firewood, lac, catechu, rubber, etc., collectors and charcoal burners	2,206	1,739	466	1	...
	(*d*) *Raising of farm stock*	1,292	1,194	75	23	...
9	Cattle and buffalo breeders and keepers	950	915	15	20	...
10	Sheep, goat and pig breeders	6	6	...	...	...
11	Breeders of other animals (horses, mules, camels, asses, etc.)	41	17	24	...	...
12	Herdsmen, shepherds, goatherds, etc.	295	256	36	3	...
13	(*e*) *Raising of small animals (birds, bees, silkworms, etc.)*	...	...	...	...	...
	2.—FISHING AND HUNTING	*2,373*	*2,290*	*80*	*3*	...
14	Fishing	2,334	2,277	55	2	...
15	Hunting	39	13	25	1	...
	II.—EXTRACTION OF MINERALS	*295*	*6*	*229*	*60*	...
	3.—MINES	*99*	*6*	*35*	*58*	...
16	Coal mines and petroleum wells*	94	6	35	53	...
17	Mines and metallic minerals (gold, iron, manganese, etc.)	5	...	...	5	...
18	4.—QUARRIES OF HARD ROCKS— [Other minerals (jade, diamonds, limestone, etc.)] ...	2	...	...	2	...
	5.—SALT, ETC.	*194*	...	*194*	...	
19	Rock, sea and marsh salt	194	...	194	...	...
20	Extraction of saltpetre, alum and other substances soluble in water	...	...	...	...	...
	B.—PREPARATION AND SUPPLY OF MATERIAL SUBSTANCES	*570,386*	*345,227*	*204,919*	*14,765*	*6,182*
	III.—INDUSTRY	*253,220*	*146,805*	*100,462*	*3,409*	*2,544*
	6.—TEXTILES	*41,160*	*23,785*	*18,200*	*133*	*42*
21	Cotton ginning, cleaning and pressing	52	...	48	4	...
22	Cotton, spinning, sizing and weaving	4,423	2,658	1,758	4	3
23	Jute spinning, pressing and weaving	34,023	18,851	15,011	125	6
24	Rope, twine and string	1,493	775	718	...	...
25	Other fibres (cocoanut), aloes, flax, hemp, straw, etc.) ...	80	72	8	...	...
26	Woolcarders and spinners, weavers of woollen blankets, carpets, etc.	118	30	88	...	...
27	Silk spinners and weavers	288	133	153	...	...
28	Hair, camel and horse hair, bristles work, brush makers, etc.	79	73	6	...	...
29	Persons occupied with feathers	37	37	...	...	...
30	Dyeing, bleaching, printing, preparation and sponging of textiles	271	39	230	...	2
31	Other (lace, crape, embroideries, fringes, etc.), and insufficiently described textile industries ...	298	117	180	...	1
	7.—HIDES, SKINS AND HARD MATERIALS FROM THE ANIMAL KINGDOM	*829*	*548*	*269*	*12*	*7*
32	Tanners, currriers, leather dressers and dyers, etc. ...	822	307	202	6	7
33	Makers of leather articles, such as trunks, water-bags, etc.	109	90	19	...	...
34	Furriers	...	...	...	...	...
35	Bone, ivory, horn, shell, etc., workers	198	151	41	6	...
	8.—WOOD	*16,366*	*10,351*	*4,273*	*427*	*1,315*
36	Sawyers, carpenters, turners and joiners, etc.	14,450	8,616	4,098	425	1,311
37	Basket makers and other industries of woody material, including leaves	1,916	1,735	175	2	4
	9.—METALS	*14,274*	*12,733*	*1,411*	*123*	*7*
38	Forging and rolling of iron and other metals	521	423	87	11	...
39	Plough and agricultural implement makers	...	...	...	...	...
40	Makers of arms, guns, etc.	414	333	48	33	...
41	Other workers in iron and makers of implements and tools principally or exclusively of iron	5,772	4,956	754	58	4
42	Workers in brass, copper and bell-metal	3,423	3,293	127	...	3
43	Workers in other metals (tin, zinc, lead, quick-silver, etc.)	3,779	3,528	245	6	...
44	Workers in mints, die-sinkers, etc.	365	200	150	15	...

* The figures refer

This content downloaded from 14.194.219.90 on Wed, 12 Jun 2024 09:45:45 +00:00
All use subject to https://about.jstor.org/terms

LIVELIHOOD—PART D.—DISTRIBUTION BY RELIGION.

CALCUTTA.					SUBURBS.					Group No.
TOTAL NUMBER OF WORKERS AND DEPENDANTS.					TOTAL NUMBER OF WORKERS AND DEPENDANTS.					
Total.	Hindu.	Musalman.	Christian.	Others.	Total.	Hindu.	Musalman	Christian.	Others.	
8	9	10	11	12	13	14	15	16	17	18
896,067	*604,853*	*241,587*	*39,551*	*10,076*	*147,240*	*88,039*	*57,399*	*960*	*242*	
35,810	*30,787*	*4,187*	*427*	*409*	*5,894*	*5,041*	*850*	*3*	...	
35,515	*30,781*	*3,958*	*367*	*409*	*5,894*	*5,041*	*850*	*3*	...	
34,147	*29,473*	*3,901*	*364*	*409*	*4,889*	*4,059*	*827*	*3*	...	
28,182	24,367	3,171	253	391	3,507	2,769	737	1	...	(a)
21,965	18,427	2,122	198	318	1,290	1,011	279	...	...	1
3,528	2,494	970	28	36	931	780	151	...	...	2
2,301	2,184	78	22	37	308	236	71	1	...	3
388	282	101	5	...	978	742	236	...	...	4
2,844	2,471	273	82	18	989	981	6	2	...	(b)
184	95	3	68	18	...	...	...	...	...	5
2,660	2,376	270	14	...	989	981	6	2	...	6
1,985	1,561	418	6	...	237	189	48	...	...	(c)
6	1	...	5	...	10	10	...	...	...	7
1,979	1,560	418	1	...	227	179	48	...	...	8
1,136	1,074	39	23	...	156	120	36	...	...	(d)
942	907	15	20	...	8	8	...	...	...	9
6	6	...	...	...	...	...	...	...	...	10
29	15	14	...	...	12	2	10	...	...	11
159	146	10	3	...	136	110	26	...	...	12
...	...	...	...	...	...	...	...	...	...	13
1,368	*1,308*	*57*	*3*	...	*1,005*	*982*	*23*	...	...	(e)
1,335	1,295	38	2	...	999	982	17	...	...	14
33	13	19	1	...	6	...	6	...	...	15
295	*6*	*229*	*60*	...	...	...	...	...	...	
99	*6*	*35*	*58*	...	...	...	...	...	...	
94	6	35	53	...	...	...	...	...	...	16
5	...	...	5	...	...	...	...	...	...	17
2	...	...	2	...	...	...	...	...	...	18
194	...	*194*	...	...	...	...	...	...	...	
194	...	194	...	...	...	...	...	...	...	19
...	...	...	...	...	...	...	...	...	...	20
468,191	*289,960*	*157,887*	*14,339*	*6,005*	*102,195*	*55,967*	*46,335*	*426*	*177*	
188,696	*114,665*	*68,204*	*3,308*	*2,419*	*64,624*	*32,140*	*32,258*	*101*	*125*	
16,673	*9,223*	*7,348*	*97*	*5*	*24,487*	*13,562*	*10,852*	*36*	*37*	
28	...	28	...	...	24	...	20	4	...	21
783	462	326	3	2	3,680	2,196	1,432	1	1	22
14,840	8,266	6,480	94	...	19,183	10,585	8,531	31	36	23
164	141	23	...	...	1,329	634	695	...	...	24
80	72	8	...	...	...	...	...	...	...	25
115	28	87	...	...	3	2	1	...	...	26
29	16	13	...	...	257	117	140	...	...	27
79	73	6	...	...	...	...	...	...	...	28
37	37	...	...	...	...	...	...	...	...	29
256	29	225	...	2	15	10	5	...	...	30
252	99	152	...	1	46	18	28	...	...	31
625	*385*	*226*	*7*	*7*	*204*	*163*	*36*	*5*	...	
510	295	202	6	7	12	12	...	...	...	32
99	80	19	...	...	10	10	...	...	...	33
...	...	...	...	...	...	...	...	...	...	34
16	10	5	1	...	182	141	36	5	...	35
14,054	*8,325*	*4,054*	*416*	*1,259*	*2,319*	*2,006*	*219*	*11*	*76*	
12,348	6,818	3,881	414	1,235	2,102	1,798	217	11	76	36
1,706	1,527	173	2	4	210	208	2	...	...	37
10,984	*9,900*	*957*	*120*	*7*	*3,290*	*2,833*	*454*	*3*	...	
276	212	53	11	...	245	211	34	...	...	38
111	37	41	33	...	303	296	7	...	...	39
										40
4,030	3,470	501	55	4	1,742	1,486	253	3	...	41
2,961	2,911	47	...	3	462	382	80	...	...	42
3,271	3,075	190	6	...	508	453	55	...	...	43
335	195	125	15	...	30	5	25	...	...	44

solely to coal mines.

This content downloaded from 14.194.219.90 on Wed, 12 Jun 2024 09:45:45 +00:00
All use subject to https://about.jstor.org/terms

TABLE XV.— OCCUPATION OR MEANS OF

Group No.	OCCUPATION.	CALCUTTA WITH SUBURBS. TOTAL NUMBER OF WORKERS AND DEPENDANTS. Total.	Hindu.	Musalman.	Christian.	Others.
1	2	3	4	5	6	7
	III—INDUSTRY—concluded.					
	10.—CERAMICS	**2,715**	**2,431**	**273**	**9**	
45	Makers of glass and crystal ware	198	31	165	2	...
46	Makers of porcelain and crockery	6	6	...	...	...
47	Potters and earthen pipe and bowl makers	1,252	1,205	44	1	2
48	Brick and tile makers	1,241	1,171	64	6	...
49	Others (mosaic, talc, mica, alabaster, etc., workers)	18	18	...	...	...
	11.—CHEMICAL PRODUCTS PROPERLY SO CALLED, AND ANALOGOUS	**6,929**	**4,575**	**2,326**	**19**	**9**
50	Manufacture of matches and explosive materials	402	364	38	...	...
51	Manufacture of aerated and mineral waters	91	5	72	7	7
52	Manufacture of dyes, paint and ink	466	141	321	4	...
53	Manufacture and refining of vegetable and mineral oils	4,922	3,609	1,310	3	...
54	Manufacture of paper, card-board and papier-maché	50	5	44	1	...
55	Others (soap, candles, lac, catch, perfumes, and miscellaneous drugs)	998	451	541	4	2
	12.—FOOD INDUSTRIES	**12,188**	**4,945**	**7,073**	**137**	**33**
56	Rice-pounders and huskers, and flour grinders	1,994	1,886	103	...	5
57	Bakers and biscuit makers	1,876	276	1,527	71	2
58	Grain parchers, etc.	611	580	31	...	...
59	Butchers	4,696	571	4,118	7	...
60	Fish curers	40	40	...	...	...
61	Butter, cheese and ghee makers	...	...	...	...	...
62	Makers of sugar, molasses and gur	820	603	210	1	...
63	Sweetmeat makers, preparers of jam and condiments, etc.	943	823	28	48	14
64	Brewers and distillers	22	13	7	2	...
65	Toddy drawers	114	85	17	6	6
66	Manufacturers of tobacco, opium and ganja	1,102	363	726	2	6
	13.—INDUSTRIES OF DRESS AND THE TOILET	**63,277**	**34,202**	**27,810**	**469**	**796**
67	Hat, cap and turban makers	1,011	444	564	1	2
68	Tailors, milliners, dress-makers and darners, embroiders on linen	26,351	2,101	23,705	405	139
69	Shoe, boot and sandal makers	18,144	16,436	1,074	21	613
70	Other industries pertaining to dress, gloves, socks, gaiters, belts, buttons, umbrellas, canes, etc.	1,184	749	431	4	...
71	Washing, cleaning and dyeing	9,691	8,279	1,405	1	6
72	Barbers, hair-dressers and wig-makers	6,868	6,167	631	36	34
73	Other industries connected with the toilet (tattooers, shampooers, bath-houses, etc.)	28	26	...	...	2
	14.—FURNITURE INDUSTRIES	**1,119**	**423**	**667**	**18**	**11**
74	Cabinet makers, carriage painters, etc.	1,096	423	644	18	11
75	Upholsterers, tent makers, etc.	23	...	23	...	...
	15.—BUILDING INDUSTRIES	**35,123**	**10,679**	**23,938**	**192**	**14**
76	Lime-burners, cement workers	10	6	1	3	...
77	Excavators, plinth builders and well-sinkers	684	561	121	2	...
78	Stone and marble workers, masons and bricklayers	28,282	5,658	20,585	15	4
79	Other (thatchers, building contractors, house painters, tilers, plumbers, locksmiths, etc	6,187	4,754	3,231	172	10
	16.—CONSTRUCTION OF MEANS OF TRANSPORT	**1,461**	**890**	**414**	**141**	**16**
80	Cart, carriage, palki, etc., makers and wheelwrights	850	575	163	96	16
81	Saddlers, harness makers, whip and lash makers	235	214	11	10	...
82	Ship and boat builders	376	101	240	35	...
83	**17.—PRODUCTION AND TRANSMISSION OF PHYSICAL FORCES (HEAT, LIGHT, ELECTRICITY, MOTIVE POWER, ETC.), (GAS WORKS, ELECTRIC LIGHT AND ICE FACTORIES)**	**3,897**	**2,388**	**944**	**497**	**68**
	18.—INDUSTRIES OF LUXURY AND THOSE PERTAINING TO LITERATURE AND THE ARTS AND SCIENCES	**38,501**	**25,739**	**11,332**	**1,916**	**221**
84	Printers, lithographers, engravers, etc.	13,596	7,933	5,007	622	29
85	Newspaper and magazine managers, and editors, journalists, etc.	371	194	14	129	35
86	Bookbinders, stitchers, envelope makers, etc.	4,831	156	4,660	15	...
87	Makers of musical instruments	769	651	66	45	7
88	Makers of watches and clocks and optical, photographic and surgical instruments	1,684	1,485	110	68	21
89	Workers in precious stones and metals, enamellers, imitation jewellery makers, gilders, etc	15,501	14,467	888	36	110
90	Makers of bangles, rosaries, bead and other necklaces, spangles, lingams and sacred threads	504	268	236	...	...
91	Toy, kite, cage, fishing tackle, etc., makers, taxidermists, etc.	328	94	222	4	8
92	Others, including managers, persons other than performers employed in theatres and other places of public entertainment, employés of public societies, race-course service, huntsmen, etc.	917	479	129	298	11
3	**19.—INDUSTRIES CONCERNED WITH REFUSE MATTER (SWEEPERS, SCAVENGERS, DUST AND SWEEPING CONTRACTORS)**	**15,381**	**13,823**	**1,539**	**16**	**3**

This content downloaded from 14.194.219.90 on Wed, 12 Jun 2024 09:45:45 +00:00
All use subject to https://about.jstor.org/terms

Livelihood—Part D.—Distribution by Religion—*continued.*

CALCUTTA. Total number of workers and dependants.					SUBURBS. Total number of workers and dependants.					Group No.
Total.	Hindu	Musalman.	Christian.	Others.	Total.	Hindu.	Musalman.	Christian.	Others.	
8	9	10	11	12	13	14	15	16	17	18
1,180	*959*	*210*	*9*	*2*	*1,535*	*1,472*	*63*	...	...	
173	27	144	2	...	25	4	21	...	...	45
6	6	...	...	...	...	...	...	...	...	46
735	688	44	1	2	517	517	...	...	...	47
256	227	23	6	...	986	944	42	...	...	48
11	11	...	...	...	7	7	...	...	...	49
5,035	*3,221*	*1,792*	*13*	*9*	*1,894*	*1,354*	*534*	*6*	...	
40	23	17	...	...	362	341	21	...	...	50
49	5	39	7	7	42	...	42	...	...	51
422	109	309	4	...	44	32	12	...	...	52
4,178	3,000	1,178	...	...	744	609	132	3	...	53
33	5	27	1	...	17	...	17	...	...	54
313	79	231	1	2	685	372	310	3	...	55
9,434	*3,816*	*5,457*	*134*	*27*	*2,754*	*1,129*	*1,616*	*3*	*6*	
1,587	1,386	196	...	5	407	200	207	...	...	56
1,690	231	1,386	71	2	186	45	141	...	...	57
376	368	8	...	...	235	212	23	...	...	58
3,685	494	3,184	7	...	1,011	77	934	...	...	59
39	39	...	...	...	1	1	...	...	...	60
...	...	...	...	...	...	...	...	...	...	61
249	171	78	...	...	571	432	138	1	...	62
803	822	19	48	14	10	1	9	...	...	63
22	13	7	2	...	...	...	...	...	...	64
106	77	17	6	6	8	8	...	...	...	65
777	215	562	...	...	325	153	164	2	6	66
48,176	*31,354*	*15,564*	*462*	*796*	*15,101*	*2,848*	*12,246*	*7*	...	
1,008	444	561	1	2	3	...	3	...	...	67
14,866	1,982	12,146	399	139	11,685	119	11,559	7	...	68
17,128	15,568	926	21	613	1,016	868	148	...	...	69
1,100	699	397	4	...	84	50	34	...	...	70
8,115	7,068	1,040	1	6	1,576	1,211	365	...	...	71
6,131	5,567	496	36	34	737	600	137	...	...	72
28	26	...	...	2	...	...	...	...	...	73
1,089	*404*	*649*	*18*	*11*	*37*	*19*	*18*	...	...	
1,068	404	632	18	11	31	19	12	...	...	74
17	...	17	...	...	6	...	6	...	...	75
27,527	*8,324*	*18,999*	*190*	*14*	*7,596*	*2,655*	*4,939*	*2*	...	
3	...	3	...	...	7	6	1	...	...	76
506	489	17	...	...	178	72	104	2	...	77
21,231	4,600	16,612	15	4	5,031	1,058	3,973	...	...	78
5,787	3,235	2,370	172	10	2,380	1,519	861	...	...	79
1,590	*841*	*403*	*130*	*16*	*71*	*49*	*11*	*11*	...	
793	529	153	95	16	57	46	10	1	...	80
234	214	10	10	...	1	...	1	...	...	81
363	98	240	25	...	13	3	...	10	...	82
3,617	*2,187*	*877*	*485*	*68*	*280*	*201*	*67*	*12*	...	
34,418	*22,792*	*10,970*	*1,311*	*215*	*4,083*	*3,010*	*1,069*	*5*	*6*	
12,556	7,871	4,640	617	28	1,040	667	367	5	1	84
387	190	14	128	35	4	4	...	...	...	85
4,582	122	4,455	15	...	239	34	205	...	...	86
589	491	56	45	7	180	170	10	...	...	87
1,588	1,396	101	68	21	98	89	9	...	...	88
13,295	12,446	708	36	105	2,206	2,021	180	...	5	89
313	262	51	...	...	191	6	185	...	...	90
221	85	124	4	8	107	9	98	...	...	91
899	469	121	298	11	18	10	8	...	...	92
14,401	*12,984*	*1,398*	*16*	*3*	*980*	*839*	*141*	...	...	93

N

This content downloaded from
14.194.219.90 on Wed, 12 Jun 2024 09:45:45 +00:00
All use subject to https://about.jstor.org/terms

TABLE XV.—Occupation or Means of

Group No.	OCCUPATION.	CALCUTTA WITH SUBURBS. Total number of workers and dependants. Total.	Hindu.	Musalman.	Christian.	Others.
1	2	3	4	5	6	7
	IV—TRANSPORT	*126,330*	*57,536*	*61,614*	*6,891*	*389*
	20.—TRANSPORT BY WATER	*52,559*	*17,083*	*39,222*	*3,035*	*219*
94	Harbour works, dockyards and pilots	10,824	7,242	2,687	821	74
95	Shipowners and their employés, ship brokers, ships' officers, engineers, mariners and firemen	21,427	2,944	16,848	2,193	142
96	Persons employed on the maintenance of streams, rivers and canals (including construction)	58	28	8	21	...
97	Boat-owners, boatmen and towmen	20,250	7,869	12,678	...	3
	21.—TRANSPORT BY ROAD	*49,170*	*24,312*	*24,485*	*336*	*37*
98	Persons employed on the construction and maintenance of roads and bridges	889	741	136	9	3
99	Cart owners and drivers, coachmen, stables-boys, tramway, mail carriage, etc., managers and employés (excluding private servants)	42,645	19,869	22,429	318	29
100	Palki, etc., bearers and owners	1,002	980	19	3	...
101	Pack elephant, camel, mule, ass and bullock owners and drivers	...	...	...	...	...
102	Porters and messengers	4,634	2,722	1,901	6	5
	22.—TRANSPORT BY RAIL	*19,514*	*13,052*	*3,856*	*2,535*	*71*
103	Railway employés of all kinds other than construction coolies	19,514	13,052	3,856	2,535	71
104	Labourers employed on railway construction	...	...	...	...	...
105	23.—POST OFFICE, TELEGRAPH AND TELEPHONE SERVICES	*5,087*	*3,089*	*1,051*	*915*	*32*
	V—TRADE	*190,636*	*140,886*	*42,136*	*6,535*	*3,979*
106	24.—BANKS, ESTABLISHMENTS OF CREDIT, EXCHANGE AND INSURANCE (BANK MANAGERS, MONEY-LENDERS, EXCHANGE AND INSURANCE AGENTS, MONEY CHANGERS AND BROKERS AND THEIR EMPLOYÉS)	*7,957*	*6,431*	*987*	*387*	*152*
107	25.—BROKERAGE, COMMISSION AND EXPORT (BROKERS, COMMISSION AGENTS, COMMERCIAL TRAVELLERS, WAREHOUSE OWNERS AND THEIR EMPLOYÉS)	*14,000*	*11,158*	*1,353*	*980*	*509*
108	26.—TRADE IN TEXTILES (TRADE IN PIECEGOODS, WOOL, COTTON, SILK, HAIR AND OTHER TEXTILES)	*34,203*	*18,703*	*14,281*	*294*	*985*
109	27.—TRADE IN SKINS, LEATHER, FURS, FEATHERS, HORN, ETC.	*5,689*	*1,467*	*4,115*	*75*	*32*
110	28.—TRADE IN WOOD (NOT FIREWOOD), CORK, BARK, ETC.	*3,154*	*2,351*	*752*	*42*	*9*
111	29.—TRADE IN METALS (MACHINERY, KNIFE, TOOL, ETC., SELLERS)	*3,300*	*3,071*	*191*	*33*	*5*
112	30.—TRADE IN POTTERY	*513*	*463*	*49*	...	*1*
113	31.—TRADE IN CHEMICAL PRODUCTS (DRUGS, DYES, PAINTS, PETROLEUM, EXPLOSIVES, ETC. ...	*2,701*	*1,934*	*535*	*163*	*69*
	32.—HOTELS, CAFES, RESTAURANTS, ETC.	*6,474*	*3,721*	*2,369*	*392*	*92*
114	Vendors of wine, liquors, aerated waters, etc.	4,242	2,942	1,234	35	31
115	Owners and managers of hotels, cook shops, serais, etc., and their employés	2,232	779	1,035	357	61
	33.—OTHER TRADE IN FOOD STUFFS	*72,018*	*59,559*	*13,026*	*174*	*259*
116	Fish dealers	3,806	3,139	657	2	8
117	Grocers and sellers of vegetable oil, salt and other condiments	18,755	15,777	2,833	36	54
118	Sellers of milk, butter, ghee, poultry, eggs, etc.	8,517	7,789	654	18	46
119	Sellers of sweetmeats, sugar, gur and molasses ...	5,869	3,343	457	5	63
120	Cardamom, betel-leaf, vegetables, fruit and arecanut sellers	13,288	10,178	3,069	13	28
121	Grain and pulse dealers	11,335	10,632	657	6	40
122	Tobacco, opium, ganja, etc., sellers	4,863	1,752	3,083	37	14
123	Dealers in sheep, goats and pigs	572	473	164	3	...
124	Dealers in hay, grass and fodder	2,010	1,547	457	2	4
125	34.—TRADE IN CLOTHING AND TOILET ARTICLES (TRADE IN READY-MADE CLOTHING AND OTHER ARTICLES OF DRESS AND THE TOILET (HATS, UMBRELLAS, SOCKS, READY-MADE SHOES, PERFUMES, ETC.)	*7,985*	*3,030*	*4,536*	*146*	*273*
	35.—TRADE IN FURNITURE	*4,484*	*3,717*	*648*	*83*	*36*
126	Trade in furniture, carpets, curtains and bedding ...	616	597	201	9	9
127	Hardware, cooking utensils, porcelain, crockery, glassware, bottles, articles for gardening, the cellar, etc. ...	3,868	3,320	447	74	27
128	36.—TRADE IN BUILDING MATERIALS, (STONES, BRICKS, PLASTER, CEMENT, SAND, TILES, THATCH, ETC.	*764*	*617*	*141*	*5*	*1*

This content downloaded from 14.194.219.90 on Wed, 12 Jun 2024 09:45:45 +00:00
All use subject to https://about.jstor.org/terms

Livelihood—Part D.—Distribution by Religion—*continued.*

CALCUTTA. Total number of workers and dependants.					SUBURBS. Total number of workers and dependants.					Group No.
Total.	Hindu.	Musalman.	Christian.	Others.	Total.	Hindu.	Musalman.	Christian.	Others.	
8	9	10	11	12	13	14	15	16	17	18
110,309	*49,278*	*54,184*	*6,526*	*321*	*16,021*	*8,258*	*7,430*	*295*	*38*	
49,655	*14,986*	*31,470*	*3,012*	*187*	*2,904*	*2,097*	*752*	*23*	*32*	
8,922	5,789	2,274	817	42	1,802	1,453	413	4	32	94
20,699	1,677	16,005	2,175	142	828	567	243	18	...	95
55	28	8	20	...	2	...	1	1	...	96
20,078	7,492	12,583	...	3	172	77	95	...	...	97
40,428	*21,118*	*19,144*	*334*	*32*	*8,542*	*3,194*	*5,341*	*2*	*5*	
502	372	121	9	...	387	369	15	...	3	98
34,814	17,283	17,186	316	27	7,831	2,584	5,243	2	...	99
952	949	...	3	...	50	31	19	...	...	100
...	...	...	...	...	...	...	...	...	...	101
4,360	2,512	1,837	6	5	274	210	64	...	...	102
15,913	*10,253*	*2,620*	*2,269*	*71*	*4,301*	*2,799*	*1,236*	*266*	...	
15,213	10,253	2,620	2,269	71	4,301	2,799	1,236	266	...	103
...	...	...	...	...	...	...	...	...	...	104
4,813	*2,921*	*950*	*911*	*31*	*274*	*168*	*101*	*4*	*1*	105
169,286	*126,017*	*35,499*	*4,505*	*3,265*	*21,550*	*14,869*	*6,637*	*30*	*14*	
7,312	*5,940*	*837*	*383*	*152*	*645*	*491*	*150*	*4*	...	106
13,413	*10,705*	*1,926*	*973*	*809*	*587*	*453*	*127*	*7*	...	107
22,639	*17,927*	*3,442*	*286*	*977*	*1,631*	*776*	*839*	*8*	*8*	108
5,409	*1,303*	*3,999*	*75*	*32*	*280*	*164*	*116*	...	...	109
2,795	*2,076*	*659*	*41*	*9*	*369*	*275*	*93*	*1*	...	110
2,930	*2,736*	*156*	*33*	*5*	*370*	*335*	*35*	...	...	111
474	*425*	*48*	...	*1*	*39*	*38*	*1*	...	...	112
2,463	*1,789*	*443*	*162*	*69*	*238*	*145*	*92*	*1*	...	113
5,077	*3,180*	*2,014*	*391*	*92*	*797*	*541*	*255*	*1*	...	
3,565	2,439	1,060	35	31	677	503	174	...	...	114
2,112	741	954	356	61	12	38	81	1	...	115
60,187	*50,149*	*9,605*	*174*	*259*	*11,831*	*9,410*	*2,421*	...	...	
2,964	2,563	391	2	8	842	576	266	...	...	116
15,154	12,720	2,294	86	54	3,601	3,057	544	...	...	117
7,046	6,174	508	18	46	1,471	1,315	156	...	...	118
8,234	7,739	425	5	65	635	603	32	...	...	119
11,473	8,862	2,570	13	28	1,815	1,316	499	...	...	120
9,327	8,868	413	6	40	2,008	1,764	244	...	...	121
3,953	1,336	2,566	37	14	913	416	497	...	...	122
440	366	69	5	...	132	37	95	...	...	123
1,598	1,231	369	2	4	414	326	88	...	...	124
7,661	*2,954*	*4,388*	*146*	*273*	*324*	*176*	*148*	...	...	125
4,107	*3,380*	*608*	*83*	*36*	*377*	*337*	*40*	...	...	
584	386	180	9	9	32	11	21	...	...	126
3,523	2,994	428	74	27	345	326	19	...	...	127
644	*518*	*120*	*5*	*1*	*120*	*99*	*21*	...	...	128

This content downloaded from 14.194.219.90 on Wed, 12 Jun 2024 09:45:45 +00:00
All use subject to https://about.jstor.org/terms

TABLE XV.—Occupation or Means of

Group No.	OCCUPATION.	CALCUTTA WITH SUBURBS. Total number of workers and dependants. Total.	Hindu.	Musalman.	Christian.	Others.
1	2	3	4	5	6	7
	***V.—TRADE*—concluded.**					
129	37.—TRADE IN MEANS OF TRANSPORT (DEALERS AND HIRERS OF ELEPHANTS, CAMELS, HORSES, CATTLE, ASSES, MULES, ETC., SELLERS (NOT MAKERS) OF CARRIAGES, SADDLERY, ETC.)	*1,990*	*496*	*748*	*33*	*13*
130	38.—TRADE IN FUEL (DEALERS IN FIREWOOD, CHARCOAL, COAL, COWDUNG, ETC.)	*4,859*	*3,494*	*1,299*	*43*	*3*
	39.—TRADE IN ARTICLES OF LUXURY AND THOSE PERTAINING TO LETTERS AND THE ARTS AND SCIENCES	*12,172*	*8,314*	*3,517*	*156*	*185*
131	Dealers in precious stones, jewellery (real and imitation), clocks, optical instruments, etc.	3,373	2,987	297	29	60
132	Dealers in common bangles, bead necklaces, fans, small articles, toys, hunting and fishing tackle, flowers, etc.	2,821	1,616	1,173	1	31
133	Publishers, book-sellers, stationers, dealers in music, pictures, musical instruments and curiosities	5,978	3,711	2,047	126	94
134	40.—TRADE IN REFUSE MATTER (DEALERS IN RAGS, STABLE REFUSE, ETC.)	*136*	*82*	*54*	.....	.....
	41.—TRADE OF OTHER SORTS	*19,097*	*12,278*	*4,635*	*1,329*	*655*
135	Shop-keepers, otherwise unspecified	14,757	9,613	3,056	1,449	619
136	Itinerant traders, pedlars, hawkers, etc.	3,768	2,534	1,182	19	33
137	Conjurors, acrobats, fortune tellers, reciters, exhibitors of curiosities and wild animals	321	39	270	10	2
138	Other trades (including farmers of pounds, tolls and markets)	271	92	127	51	1
	C.—PUBLIC ADMINISTRATION AND LIBERAL ARTS	*123,124*	*90,192*	*16,082*	*14,995*	*1,855*
	VI.—PUBLIC FORCE	*10,798*	*5,401*	*2,826*	*2,284*	*287*
	42.—ARMY	*4,946*	*1,549*	*1,221*	*1,912*	*264*
139	Army (Imperial)	4,918	1,521	1,221	1,912	264
140	Army (Native States)	28	28	...	...	...
141	43.—NAVY	...	...	...	...	...
	44.—POLICE	*5,852*	*3,852*	*1,605*	*372*	*23*
142	Police	5,850	3,850	1,605	373	23
143	Village watchmen	2	2	...	...	...
	VII.—PUBLIC ADMINISTRATION	*34,680*	*27,984*	*3,868*	*2,532*	*296*
	45.—PUBLIC ADMINISTRATION	*34,680*	*27,984*	*3,868*	*2,532*	*296*
144	Service of the State	26,657	21,410	2,676	2,315	256
145	Service of Native and Foreign States	51	34	...	16	1
146	Municipal and other local (not village) service ...	7,971	6,539	1,192	201	39
147	Village officials, and servants other than watchmen ...	1	1	...	...	...
	VIII.—PROFESSIONS AND LIBERAL ARTS ...	*56,075*	*42,162*	*5,929*	*7,038*	*946*
	46.—RELIGION	*15,548*	*13,883*	*573*	*985*	*107*
148	Priests, ministers, etc.	11,057	10,375	416	301	65
149	Religious mendicants, inmates of monasteries, etc. ...	3,188	3,124	62	2	...
150	Catechists, readers, church and mission service	725	8	4	671	42
151	Temple, burial or burning ground service, pilgrim conductors, circumcisers	578	476	91	11	...
	47.—LAW	*10,800*	*9,554*	*595*	*510*	*141*
152	Lawyers of all kinds, including kazis, law agents and mukhtars	7,802	6,865	346	450	141
153	Lawyers' clerks, petition-writers, etc.	2,998	2,689	249	60	...
	48.—MEDICINE	*11,800*	*8,658*	*1,550*	*1,329*	*263*
154	Medical practitioners of all kinds, including dentists, oculists and veterinary surgeons	9,260	7,260	1,124	651	225
155	Midwives, vaccinators, compounders, nurses, masseurs, etc.	2,540	1,398	426	678	38
156	49.—INSTRUCTION [PROFESSORS AND TEACHERS OF ALL KINDS (EXCEPT LAW, MEDICINE, MUSIC, DANCING AND DRAWING) AND CLERKS, AND SERVANTS CONNECTED WITH EDUCATION]	*7,995*	*5,421*	*969*	*1,316*	*289*
	50.—LETTERS AND ARTS AND SCIENCES	*9,932*	*4,646*	*2,242*	*2,898*	*146*
157	Public scribes, stenographers, etc.	923	169	6	731	17
158	Architects, surveyors engineers and their employés ...	4,608	1,992	670	1,689	57
159	Others (authors, photographers, artists, sculptors, astronomers, meteorologists, botanists, astrologers, etc.) ...	1,776	1,031	504	216	35
160	Music composers and masters, players on all kinds of musical instruments (not military), singers, actors and dancers	2,625	1,454	862	262	37

This content downloaded from
14.194.219.90 on Wed, 12 Jun 2024 09:45:45 +00:00
All use subject to https://about.jstor.org/terms

LIVELIHOOD—PART D.—DISTRIBUTION BY RELIGION—*continued.*

CALCUTTA.					SUBURBS.					Group No.
TOTAL NUMBER OF WORKERS AND DEPENDANTS.					TOTAL NUMBER OF WORKERS AND DEPENDANTS.					
Total.	Hindu.	Musalmán.	Christian.	Others.	Total.	Hindu.	Musalmán.	Christian.	Others.	
8	9	10	11	12	13	14	15	16	17	18
633	*370*	*217*	*33*	*13*	*657*	*126*	*531*	...	...	129
4,113	*3,171*	*902*	*37*	*3*	*726*	*323*	*397*	*6*	...	130
11,102	*7,866*	*2,898*	*156*	*182*	*1,070*	*448*	*619*	...	*3*	
3,300	2,922	289	29	60	73	65	8	...	...	131
2,308	1,438	836	1	31	515	178	337	...	...	132
5,496	3,506	1,773	126	91	482	205	274	...	3	133
114	*82*	*32*	...	...	*22*	...	*22*	...	...	134
17,630	*11,546*	*3,905*	*1,527*	*652*	*1,467*	*732*	*730*	*2*	*3*	
13,727	9,064	2,599	1,448	616	1,010	549	457	1	3	135
3,414	2,363	999	19	33	364	171	183	...	...	136
278	34	232	10	2	43	5	38	...	...	137
211	85	75	50	1	60	7	52	1	...	138
112,725	*82,189*	*14,083*	*14,628*	*1,825*	*10,399*	*8,003*	*1,999*	*367*	*30*	
10,428	*5,151*	*2,755*	*2,235*	*287*	*370*	*250*	*71*	*49*	...	
4,886	*1,523*	*1,220*	*1,879*	*264*	*60*	*26*	*1*	*33*	...	
4,878	1,515	1,220	1,879	264	40	6	1	33	...	139
8	8	...	...	...	20	20	...	...	...	140
...	...	...	...	...	...	...	...	...	...	141
5,542	*3,628*	*1,535*	*356*	*23*	*310*	*224*	*70*	*16*	...	
5,540	3,626	1,535	356	23	310	224	70	16	...	142
2	2	...	...	...	...	...	...	...	...	143
31,285	*25,171*	*3,297*	*2,530*	*287*	*3,395*	*2,813*	*571*	*2*	*9*	
31,285	*25,171*	*3,297*	*2,530*	*287*	*3,395*	*2,813*	*571*	*2*	*9*	
24,303	19,417	2,325	2,313	248	2,354	1,993	351	2	8	144
48	31	...	16	1	3	3	...	...	...	145
6,933	5,722	972	201	38	1,038	817	220	...	1	146
1	1	...	...	...	...	...	...	...	...	147
51,940	*38,830*	*5,329*	*6,856*	*925*	*4,135*	*3,332*	*600*	*182*	*21*	
13,860	*12,362*	*473*	*918*	*107*	*1,688*	*1,521*	*100*	*67*	..	
10,274	9,581	337	291	65	783	694	79	10	...	148
2,378	2,319	57	2	...	810	805	5	...	...	149
665	8	1	614	42	60	...	3	57	...	150
543	454	78	11	...	35	23	13	...	...	151
10,233	*9,076*	*507*	*510*	*140*	*567*	*478*	*88*	...	*1*	
7,459	6,566	303	450	140	343	299	43	...	1	152
2,774	2,510	204	60	...	224	179	45	...	...	153
10,848	*7,919*	*1,371*	*1,315*	*243*	*953*	*739*	*179*	*14*	*20*	
8,493	6,662	982	644	205	767	598	142	7	20	154
2,355	1,257	389	671	38	185	141	37	7	...	155
7,331	*4,961*	*801*	*1,280*	*289*	*664*	*460*	*168*	*36*	...	156
9,668	*4,512*	*2,177*	*2,833*	*146*	*264*	*134*	*65*	*65*	...	
922	168	6	731	17	1	1	...	...	...	157
4,469	1,951	834	1,627	57	139	41	36	62	...	158
1,743	995	499	214	35	33	20	5	8	...	159
2,534	1,398	838	261	37	91	66	24	1	...	160

This content downloaded from
14.194.219.90 on Wed, 12 Jun 2024 09:45:45 +00:00
All use subject to https://about.jstor.org/terms

TABLE XV.—OCCUPATION OR MEANS OF

Group No.	OCCUPATION.	CALCUTTA WITH SUBURBS. TOTAL NUMBER OF WORKERS AND DEPENDANTS. Total.	Hindu.	Musalman.	Christian.	Others.
1	2	3	4	5	6	7
	IX.—PERSONS LIVING ON THEIR INCOME	***21,571***	***14,645***	***3,459***	***3,141***	***326***
161	51.—PERSONS LIVING PRINCIPALLY ON THEIR INCOME (PROPRIETORS OTHER THAN OF AGRICULTURAL LAND), FUND AND SCHOLARSHIP-HOLDERS AND PENSIONERS	***21,571***	***14,645***	***3,459***	***3,141***	***326***
	D.—MISCELLANEOUS	***308,093***	***222,245***	***73,655***	***10,321***	***1,872***
	X.—DOMESTIC SERVICE	***117,760***	***75,210***	***37,022***	***4,654***	***874***
	52.—DOMESTIC SERVICE	***117,760***	***75,210***	***37,022***	***4,654***	***874***
162	Cooks, water-carriers, door-keepers, watchmen and other indoor servants	109,742	71,745	32,506	4,626	865
163	Private grooms, coachmen, dog boys, etc.	8,018	3,465	4,516	28	9
	XI.—INSUFFICIENTLY DESCRIBED OCCUPATIONS	***161,601***	***125,704***	***30,342***	***4,714***	***841***
	53.—GENERAL TERMS WHICH DO NOT INDICATE A DEFINITE OCCUPATION	***161,601***	***125,704***	***30,342***	***4,714***	***841***
164	Manufacturers, business men, and contractors otherwise unspecified	4,058	2,898	683	319	58
165	Cashiers, accountants, book-keepers, clerks and other employés in unspecified offices, warehouses and shops	75,719	64,233	6,759	3,931	746
166	Mechanics otherwise unspecified	7,723	5,076	2,107	515	25
167	Labourers and workmen otherwise unspecified	74,101	53,447	20,693	49	12
	XII.—UNPRODUCTIVE	***28,732***	***21,331***	***6,291***	***953***	***157***
168	54.—INMATES OF JAILS, ASYLUMS AND HOSPITALS	***4,577***	***2,929***	***1,506***	***824***	***18***
169	55.—BEGGARS, VAGRANTS, PROSTITUTES, PROCURERS, RECEIVERS OF STOLEN GOODS, CATTLE POISONERS	***24,155***	***19,102***	***4,785***	***129***	***139***

This content downloaded from
14.194.219.90 on Wed, 12 Jun 2024 09:45:45 +00:00
All use subject to https://about.jstor.org/terms

Livelihood—Part D.—Distribution by Religion—*concluded.*

CALCUTTA.					SUBURBS.					Group No.
Total number of workers and dependants.					Total number of workers and dependants.					
Total.	Hindu.	Musalman.	Christian.	Others.	Total.	Hindu.	Musalman.	Christian.	Others.	
8	9	10	11	12	13	14	15	16	17	18
19,072	*13,037*	*2,709*	*3,007*	*326*	*2,499*	*1,608*	*757*	*134*	...	
19,079.	*13,037*	*2,709*	*3,007*	*326*	*2,499*	*1,608*	*757*	*134*	...	161
279,341	*201,917*	*65,430*	*10,157*	*1,837*	*28,759*	*20,328*	*6,225*	*164*	*35*	
110,094	*70,287*	*34,336*	*4,691*	*850*	*7,666*	*4,923*	*2,686*	*33*	*24*	
110,094	*70,287*	*34,336*	*4,691*	*850*	*7,666*	*4,923*	*2,686*	*33*	*24*	
102,816	67,281	30,101	4,593	841	6,926	4,464	2,405	33	24	162
7,278	3,006	4,235	28	9	740	459	281	...	...	163
143,664	*112,525*	*25,726*	*4,583*	*830*	*17,937*	*13,179*	*4,616*	*131*	*11*	
143,664	*112,525*	*25,726*	*4,583*	*830*	*17,937*	*13,179*	*4,616*	*131*	*11*	
3,742	*2,702*	*767*	*215*	*58*	*316*	*196*	*116*	*4*	...	164
70,631	59,795	6,254	3,636	746	5,088	4,468	505	95	...	165
5,362	3,277	1,579	489	17	2,361	1,799	528	26	8	166
63,999	46,751	17,126	43	9	10,172	6,696	3,467	6	3	167
25,583	*19,105*	*5,368*	*953*	*157*	*3,149*	*2,226*	*923*	...	...	
4,576	*2,229*	*1,505*	*824*	*18*	*1*	...	*1*	...	...	168
21,007	*6,876*	*3,863*	*129*	*139*	*3,148*	*2,226*	*922*	...	..	169

This content downloaded from
14.194.219.90 on Wed, 12 Jun 2024 09:45:45 +00:00
All use subject to https://about.jstor.org/terms

This content downloaded from
14.194.219.90 on Wed, 12 Jun 2024 09:45:45 +00:00
All use subject to https://about.jstor.org/terms

TABLE XV E.

STATISTICS OF INDUSTRIES.

THIS table furnishes statistics of industrial concerns, such as mills, factories, etc., in which twenty persons or more were employed at the time of the census. Section I shows the number of persons employed in each kind of industry, distinguishing between industrial concerns in which mechanical power is used and those in which it is not. Section II has not been prepared, as it merely repeats the same statistics in less detail. Sections III and IV show the caste or race of owners and managers of industrial concerns.

This content downloaded from
14.194.219.90 on Wed, 12 Jun 2024 09:45:45 +00:00
All use subject to https://about.jstor.org/terms

TABLE XV E.—Statistics of Industries—Section I.

Calcutta.

Description of factory, mill, etc.	Classification of factory, etc., according to number of persons employed (including management).	Number of factories.	Total number of persons employed.		CLASSIFICATION OF PERSONS EMPLOYED.												Remarks. The state of business is indicated by the following figures :— (1) Much brisker than usual. (2) Brisker than usual. (3) Somewhat brisker than usual. (4) Normal. (5) Somewhat slacker than usual. (6) Slacker than usual. (7) Much slacker than usual.	
					Direction, Supervision and Clerical Work.				Skilled Workmen.				Unskilled Labourers.					
					Europeans and Anglo-Indians.		Indians.		Europeans and Anglo-Indians.		Indians.		Age 14 and over.		Under 14.			
			Male.	Female.	Male.	Female.	Male.	Female.	Male.	Female.	Male.	Female.	Male.	Female.	Male.	Female.	Power used.	State of business.
1	2	3	4	5	6	7	8	9	10	11	12	13	14	15	16	17	18	
GRAND TOTAL ...	.....	495	51,054	2,417	870	64	3,595	10	396	20	27,570	120	16,798	2,128	1,825	75		
TEXTILE INDUSTRIES ...	.....	10	7,978	1,420	32	...	76	...	8	...	1,687	35	4,536	1,326	939	59		
Thread-glazing and polishing mills.	***TOTAL***	1	35	...	...	...	1	..	...	...	2	...	20	...	12	...		
Not using mechanical power ...	From 20 to 50 persons	1	35	..	...	...	1	...	...	...	2	...	20	...	12	...		(6)
Cotton weaving and spinning mills.	***TOTAL***	1	51	7	...	...	7	...	...	..	4	..	38	7	2	...		
Using mechanical power	From 50 to 100 persons	1	51	7	...	...	7	..	...	...	4	...	38	7	2	...	Steam.	(4)
Jute presses	***TOTAL***	5	658	51	3	...	4	...	7	...	89	35	559	16	2	...		
	TOTAL	3	605	16	3	...	4	...	1	...	37	...	559	16	2	...	Steam ... 3 Electric ... 3	(4) ... 3 (7) ... 2
Using mechanical power	From 20 to 50 persons	1	27	...	1	...	1	...	...	...	15	...	10	...	...	...		5
	,, 200 ,, 400 ,, ...	2	578	16	2	...	3	...	1	...	22	...	548	16	2	...		
	TOTAL	2	53	35	...	...	...	...	...	...	59	35	1	...	...	...		
Not using mechanical power ...	From 20 to 50 persons	1	23	15	...	...	...	...	...	...	23	15	1	...	...	...		
	,, 50 ,, 100 ,, ...	1	30	20	...	...	...	...	...	...	30	20	...	...	...	...		
Jute mills	***TOTAL***	3	6,534	1,362	22	...	64	...	7	...	1,592	...	3,919	1,303	923	59	Steam.	(6) ... 2
Using mechanical power	400 and over	3	6,534	1,362	22	...	64	...	7	...	1,592	...	3,919	1,303	923	59		(7) ... 1 3
LEATHER AND OTHER INDUSTRIES.	.....	12	1,923	...	21	...	113	...	7	...	359		714	...	16	...		
Tanneries	***TOTAL***	7	830	...	13	...	90	...	...	...	67	...	650	...	10	...	Steam.	(3) ... 2
Using mechanical power	From 20 to 50 persons	2	57	...	3	...	33	..	...	...	9	...	10	...	...	...		(4) ... 4 (6) ... 1
	TOTAL	5	773	.	11	...	84	...	...	...	58	...	640	...	10	...		7
Not using mechanical power ...	From 20 to 50 persons	1	23	...	...	...	3	...	...	...	20	..	...	...	...	...		
	,, 100 ,, 200 ,, ...	3	452	...	3	...	11	...	...	...	38	...	390	...	10	...		
	,, 200 ,, 400 ,, ...	1	298	...	8	...	40	...	...	...	...	...	250	...	...	...		

This content downloaded from 14.194.219.90 on Wed, 12 Jun 2024 09:45:45 +00:00
All use subject to https://about.jstor.org/terms

TABLE XV E.—STATISTICS OF INDUSTRIES—SECTION I—*continued.*

Description of factory, mill, etc.	Classification of factory, etc., according to number of persons employed (including management).	Number of factories.	Total number of persons employed.		CLASSIFICATION OF PERSONS EMPLOYED.												REMARKS. The state of business is indicated by the following figures:— (1) Much brisker than usual. (2) Brisker than usual. (3) Somewhat brisker than usual. (4) Normal. (5) Somewhat slacker than usual. (6) Slacker than usual. (7) Much slacker than usual.	
					DIRECTION, SUPERVISION AND CLERICAL WORK.				SKILLED WORKMEN.				UNSKILLED LABOURERS.					
					Europeans and Anglo-Indians.		Indians.		Europeans and Anglo-Indians.		Indians.		Age 14 and over.		Under 14.			
			Male.	Female.	Male.	Female.	Male.	Female.	Male.	Female.	Male.	Female.	Male.	Female.	Male.	Female.		
1	2	3	4	5	6	7	8	9	10	11	12	13	14	15	16	17	18	
																	Power used.	State of business.
Leather factories	***TOTAL***	**4**	**348**	...	**8**	...	**23**	...	**7**	...	**267**	...	**43**	...	...	...	Oil.	(4) ... 2 (5) ... 2 4
Using mechanical power	From 100 to 200 persons	1	117	...	...	...	5	...	4	...	100	...	8	...	...	...		
Not using mechanical power ...	,, 50 ,, 100 ,, ...	3	231	...	8	...	18	...	3	...	167	...	35	...	...	...		
Gut factories	***TOTAL***	**1**	**45**	...	...	...	...	...	...	...	**18**	...	**21**	...	**6**	...		(7)
Not using mechanical power ...	From 20 to 50 persons	1	45	...	...	...	...	...	...	...	18	...	21	...	6	...		
WOOD, etc., INDUSTRIES		**2**	**579**	...	**12**	...	**23**	...	...	...	**447**	...	**91**	...	**6**	...		
Carpentry works	***TOTAL***	**4**	**399**	...	**12**	...	**9**	...	...	...	**306**	...	**68**	...	**4**	...	Steam ... 1 Oil ... 1	(2) ... 3 (4) ... 1 4
	TOTAL	**2**	**242**	...	**3**	...	**5**	...	...	...	**203**	...	**27**	...	**4**	...		
Using mechanical power	From 20 to 50 persons	1	45	...	...	...	1	...	...	...	37	...	7	...	...	...		
	,, 100 ,, 200 ,, ...	1	197	...	3	...	4	...	...	...	166	...	20	...	4	...		
Not using mechanical power ...	,, 50 ,, 100 ,, ...	2	157	...	9	...	4	...	...	...	103	...	1	...	...	...		
Timber yards	***TOTAL***	**5**	**180**	...	...	...	**14**	...	...	...	**141**	...	**23**	...	**2**	...	Electric.	(4) ... 2 (5) ... 2 (6) ... 1 5
Using mechanical power	From 20 to 50 persons	1	20	...	...	...	2	...	...	...	17	...	1	...	...	...		
	TOTAL	**4**	**160**	...	...	...	**12**	...	...	...	**124**	...	**22**	...	**2**	...		
Not using mechanical power ...	From 20 to 50 persons	3	73	...	...	...	11	...	...	...	41	...	19	...	3	...		
	,, 50 ,, 100 ,, ...	1	87	...	...	...	1	...	...	...	83	...	3	...	...	...		
METAL INDUSTRIES ...	.....	**61**	**8,111**	**11**	**143**	**4**	**478**	...	**52**	...	**4,095**	**1**	**3,272**	**0**	**71**	...		
Iron foundries	***TOTAL***	**10**	**988**	**2**	**18**	**1**	**70**	...	**4**	...	**659**	**1**	**225**	...	**12**	...	Steam.	(3) ... 1 (4) ... 2 (5) ... 1 (6) ... 4 (7) ... 2 10
Using mechanical power ...	From 20 to 50 persons	1	184	1	...	...	11	...	...	...	127	1	42	...	4	...		
	,, 50 ,, 100 ,, ...	1	56	...	...	...	6	...	...	...	40	...	10	...	...	...		
	,, 200 ,, 400 ,, ...	1	278	...	7	...	24	...	4	...	199	...	36	...	8	...		
	400 and over	1	470	1	11	1	29	...	...	...	293	...	137	...	...	...		

This content downloaded from 14.194.219.90 on Wed, 12 Jun 2024 09:45:45 +00:00
All use subject to https://about.jstor.org/terms

TABLE XV.E.—STATISTICS OF INDUSTRIES—SECTION I—*continued.*

Description of factory, mill, etc.	Classification of factory, etc., according to number of persons employed (including management).	Number of factories.	Total number of persons employed.		CLASSIFICATION OF PERSONS EMPLOYED.												Remarks.
					Direction, Supervision and Clerical Work.				Skilled Workmen.				Unskilled Labourers.				
					Europeans and Anglo-Indians.		Indians.		Europeans and Anglo-Indians.		Indians.		Age 14 and over.		Under 14.		
			Male.	Female.	Male.	Female.	Male.	Female.	Male.	Female.	Male.	Female.	Male.	Female.	Male.	Female.	
1	2	3	4	5	6	7	8	9	10	11	12	13	14	15	16	17	18
Iron and steel works	***TOTAL***	***13***	***1,654***	***3***	***19***	...	***64***	...	***3***	...	***1,073***	...	***470***	***3***	***25***	...	
	TOTAL	6	1,439	...	*19*	...	*49*	...	*3*	...	939	...	*413*	...	*16*	...	
Using mechanical power	From 20 to 50 persons	2	66	...	...	...	7	...	...	...	18	...	35	...	6	...	
	,, 50 ,, 100 ,, ...	1	58	...	...	...	8	...	...	...	15	...	30	...	5	...	
	,, 200 ,, 400 ,, ...	2	626	...	13	...	20	...	3	...	328	...	257	...	5	...	
	400 and over	1	683	...	6	...	7	...	...	...	578	...	91	...	...	...	
	TOTAL	7	229	3	...	...	*22*	...	...	...	*134*	...	57	*3*	9	...	
Not using mechanical power ...	From 20 to 50 persons	6	146	3	...	...	18	...	...	...	74	...	49	3	5	...	
	,, 50 ,, 100 ,, ...	1	76	...	...	...	4	...	...	...	60	...	8	...	4	...	
Arms factories	***TOTAL***	***3***	***113***	***1***	*9*	*1*	*12*	...	...	...	*73*	...	*19*	...	...	...	
Using mechanical power	From 20 to 50 persons		32	...	1	...	1	...	...	...	28	...	2	...	...	...	
Not using mechanical power ...	,, 20 ,, 50 ,, ...	2	81	1	8	1	11	...	...	...	45	...	17	...	...	...	
Arsenal workshops	***TOTAL***	***1***	***53***	...	...	...	*1*	...	...	...	*7*	...	*45*	...	...	...	
Using mechanical power	From 50 to 100 persons	1	53	...	...	...	1	...	...	...	7	...	45	...	...	...	
Machinery and engineering works.	***TOTAL***	***19***	***3,613***	***5***	*75*	*9*	*352*	...	*30*	...	*1,997*	...	*1,311*	*3*	*18*	...	
Using mechanical power	From 20 to 50 persons	5	177	1	3	...	7	...	1	...	131	...	42	1	3	...	
	,, 50 ,, 100 ,, ...	8	586	3	15	2	63	...	8	...	249	...	232	1	4	...	
	,, 100 ,, 200 ,, ...	2	280	...	4	...	18	...	3	...	103	...	62	...	...	...	
	,, 200 ,, 400 ,, ...	2	524	...	7	...	8	...	5	...	193	...	311	...	...	...	
	400 and over	2	2,046	1	46	...	136	...	18	...	1,171	...	634	1	11	...	
Municipal workshops ...	***TOTAL***	***2***	***392***	...	*1*	...	*17*	...	*3*	...	*4*	...	*367*	...	...	...	
Using mechanical power	From 20 to 50 persons	1	33	...	...	...	1	...	1	...	...	...	31	...	...	...	
	,, 200 ,, 400 ,, ...	1	359	...	1	...	16	...	2	...	4	...	336	...	...	...	
Brass foundries	***TOTAL***	***19***	***376***	...	...	...	*16*	...	...	...	*215*	...	*129*	...	*16*	...	
Not using mechanical power ...	From 20 to 50 persons	10	271	...	...	...	12	...	...	...	130	...	113	...	16	...	
	,, 50 ,, 100 ,, ...	2	105	...	...	...	4	...	...	...	85	...	16	...	...	...	
Mints	***TOTAL***	***1***	***929***	...	*21*	...	*46*	...	*12*	...	*137*	...	*706*	...	...	...	
Using mechanical power	400 and over	1	929	...	21	...	46	...	12	...	137	...	706	...	...	...	

The state of business is indicated by the following figures:—
(1) Much brisker than usual.
(2) Brisker than usual.
(3) Somewhat brisker than usual.
(4) Normal.
(5) Somewhat slacker than usual.
(6) Slacker than usual.
(7) Much slacker than usual.

Power used.		State of business.	
Steam	2	(2)	5
Electric	4	(4)	4
	—	(5)	1
	6	(6)	2
	—	(7)	1
			13
Electric.		(4)	
Steam.		(6)	
Steam	11	(2)	3
Electric	5	(3)	2
Oil	3	(4)	8
	—	(5)	3
	19	(6)	3
	—	(7)	1
			19
Steam.		(2)	1
		(4)	1
			2
		(4)	11
		(6)	1
			12
Electric.		(4)	

This content downloaded from 14.194.219.90 on Wed, 12 Jun 2024 09:45:45 +00:00
All use subject to https://about.jstor.org/terms

TABLE XV E.—STATISTICS OF INDUSTRIES—SECTION 1—*continued.*

Description of factory, mill, etc.	Classification of factory, etc., according to number of persons employed (including manage-ment).	Number of factories.	Total number of persons employed.		CLASSIFICATION OF PERSONS EMPLOYED.												Remarks.
					Direction, Supervision and Clerical Work.				Skilled Workmen.				Unskilled Labourers.				The state of business is indicated by the following figures :— (1) Much brisker than usual. (2) Brisker than usual. (3) Somewhat brisker than usual. (4) Normal. (5) Somewhat slacker than usual. (6) Slacker than usual. (7) Much slacker than usual.
					Europeans and Anglo-Indians.		Indians.		Europeans and Anglo-Indians.		Indians.		Age 14 and over.		Under 14.		
			Male.	Female.	Male.	Female.	Male.	Female.	Male.	Female.	Male.	Female.	Male	Female.	Male.	Female.	
1	2	3	4	5	6	7	8	9	10	11	12	13	14	15	16	17	18
GLASS AND EARTHENWARE INDUSTRIES.	.....	*3*	*191*	*6*	...	...	*3*	...	...	...	*76*	...	*34*	*6*	*8*	...	Power used. / State of business.
Glass factories	***TOTAL***	*1*	*34*	...	...	...	...	...	...	...	*24*	...	*8*	...	*6*	...	(4)
Not using mechanical power ..	From 20 to 50 persons	1	34	...	...	...	...	...	...	...	24	...	8	...	6	...	
Pottery works	***TOTAL***	*1*	*83*	*6*	...	...	*3*	...	...	...	*52*	...	*26*	*6*	*2*	...	Steam. (4)
Using mechanical power	From 50 to 100 persons	1	83	6	...	...	3	...	...	...	52	...	26	6	2	...	
INDUSTRIES CONNECTED WITH CHEMICAL PRODUCTS.	.....	*104*	*3,158*	*339*	*15*	...	*403*	*1*	...	...	*694*	*15*	*1,855*	*306*	*191*	*7*	
Match factories	***TOTAL***	*1*	*23*	...	...	...	*2*	...	...	...	...	...	*12*	...	*9*	...	Steam. (6)
Using mechanical power	From 20 to 50 persons	1	23	...	...	...	2	...	...	...	...	...	12	...	9	...	
Aerated water factories ...	***TOTAL***	*7*	*369*	...	*12*	...	*33*	...	...	...	*54*	...	*219*	...	*44*	...	Steam ... 3 (4) ... 6 / Electric ... 4 (6) ... 1
Using mechanical power	From 20 to 50 persons ..	5	161	...	2	...	11	...	...	...	18	...	121	...	9	...	7 / 7
	,, 50 ,, 100 ,, ...	1	63	...	...	...	2	...	...	...	4	...	28	...	34	...	
	,, 100 ,, 200 ,, ...	1	133	...	10	...	20	...	...	...	32	...	70	...	1	...	
Paint works	***TOTAL***	*1*	*28*	...	...	...	*14*	...	...	...	*4*	...	*19*	...	*1*	...	Oil. (5)
Using mechanical power	From 20 to 50 persons	1	28	...	...	...	4	...	...	...	4	...	19	...	1	...	
Oil mills	***TOTAL***	*77*	*2,173*	*310*	...	...	*220*	...	...	...	*453*	*15*	*1,426*	*288*	*74*	*7*	
	TOTAL	*60*	*1,858*	*86*	...	...	*196*	...	...	...	*416*	*8*	*1,197*	*71*	*49*	*7*	
Using mechanical power	From 20 to 50 persons	55	1,564	56	...	...	164	...	...	...	333	6	1,043	49	24	1	Steam ... 59 (1) ... 2 / Electric ... 1 (4) ... 17
	,, 50 ,, 100 ,, ...	5	294	30	...	...	32	...	...	...	83	2	154	22	25	8	(5) ... 7
	TOTAL	17	315	224	...	...	24	...	...	...	37	7	229	217	25	...	60 (6) ... 35 / (7) ... 16
Not using mechanical power .	From 20 to 50 persons	15	257	170	...	...	22	...	...	...	35	7	175	163	25	...	77
	,, 50 ,, 100 ,, ...	2	58	54	...	...	2	...	...	...	2	...	54	54	...	...	
Cardboard factories	***TOTAL***	*1*	*26*	...	...	...	*1*	...	...	...	*25*	...	...	...	...	...	Electric. (4)
Using mechanical power	From 20 to 50 persons	1	26	...	...	...	1	...	...	...	25	...	...	...	...	...	
Soap factories	***TOTAL***	*3*	*83*	...	*1*	..	*18*	...	...	...	*10*	...	*29*	...	*25*	...	Steam ... 1 / Electric ... 1 (4) / 2
Using mechanical power	From 20 to 50 persons	2	49	...	1	...	16	...	...	...	5	...	24	...	3	...	
Not using mechanical power ..	,, 20 ,, 50 ,, ...	1	34	...	...	...	2	...	...	...	5	...	5	...	22	...	

This content downloaded from 14.194.219.90 on Wed, 12 Jun 2024 09:45:45 +00:00
All use subject to https://about.jstor.org/terms

TABLE XV E.—STATISTICS OF INDUSTRIES—SECTION I—*continued.*

Description of factory, mill, etc.	Classification of factory, etc., according to number of persons employed (including management).	Number of factories.	Total number of persons employed.		CLASSIFICATION OF PERSONS EMPLOYED.												Remarks. The state of business is indicated by the following figures:— (1) Much brisker than usual. (2) Brisker than usual. (3) Somewhat brisker than usual. (4) Normal. (5) Somewhat slacker than usual. (6) Slacker than usual. (7) Much slacker than usual.
					Direction, Supervision and Clerical Work.				Skilled Workmen.				Unskilled Labourers.				
					Europeans and Anglo-Indians.		Indians.		Europeans and Anglo-Indians.		Indians.		Age 14 and over.		Under 14.		
			Male.	Female.	Male.	Female.	Male.	Female.	Male.	Female.	Male.	Female.	Male.	Female.	Male.	Female.	
1	2	3	4	5	6	7	8	9	10	11	12	13	14	15	16	17	18
																	Power used. / State of business.
Lac factories	***TOTAL***	***1***	***21***	***15***	...	...	***1***	...	...	...	***10***	...	***10***	***15***	...	...	(6)
Not using mechanical power ...	From 20 to 50 persons	1	21	15	...	...	1	...	...	...	10	...	0	15	...	...	
Chemical works	***TOTAL***	***8***	***288***	***3***	***2***	...	***77***	***1***	...	...	***80***	...	***107***	***2***	***22***	...	Steam ... 1 (3) ... 1 Electric ... 1 (3) ... 1 (4) ... 4 (6) ... 2
Using mechanical power	From 20 to 50 persons	2	50	...	2	...	2	...	...	...	9	...	37	...	...	...	
	TOTAL	6	238	3	...	...	75	1	...	...	71	...	70	2	22	...	8
Not using mechanical power ...	From 20 to 50 persons	4	133	3	...	...	36	1	...	...	52	...	24	2	21	...	
	,, 50 ,, 100 ,, ...	2	105	...	...	...	39	...	...	...	19	...	46	...	1	...	
Perfumery works	***TOTAL***	***1***	***27***	...	...	...	***9***	...	...	...	***7***	...	***11***	...	...	...	(5)
Not using mechanical power ...	From 20 to 50 persons	1	27	...	...	...	9	...	...	...	7	...	11	...	...	...	
Pencil factories	***TOTAL***	***1***	***24***	...	...	...	***1***	...	...	...	***2***	...	***7***	...	***14***	...	Steam. (3)
Using mechanical power	From 20 to 50 persons	1	24	...	...	...	1	...	...	...	2	...	7	...	14	...	
Stationery manufactories ...	***TOTAL***	***3***	***103***	***1***	...	...	***37***	...	...	...	***49***	...	***15***	***1***	***2***	...	
	TOTAL	2	82	1	...	...	36	...	...	...	30	...	14	1	2	...	Steam ... 1 (4) Electric ... 1
Using mechanical power	From 20 to 50 persons	1	30	...	...	...	4	...	...	...	20	...	6	...	...	...	
	,, 50 ,, 100 ,, ...	1	52	1	...	...	32	...	...	...	10	...	8	1	2	...	2
Not using mechanical power ...	,, 20 ,, 50 ,, ...	1	21	...	...	...	1	...	...	...	19	...	1	...	...	...	
FOOD INDUSTRIES	.....	***63***	***1,779***	***459***	***21***	***2***	***253***	***2***	***66***	...	***287***	***18***	***1,026***	***429***	***126***	***8***	
Biscuit factories	***TOTAL***	***1***	***21***	...	...	...	***3***	...	...	...	***10***	...	***6***	...	***2***	...	(5)
Not using mechanical power ...	From 20 to 50 persons	1	21	...	...	...	3	...	...	...	10	...	6	...	2	...	
Flour mills	***TOTAL***	***16***	***445***	***32***	...	...	***57***	...	...	...	***66***	***2***	***240***	***26***	***86***	***4***	Steam. (2) ... 2
Using mechanical power	From 20 to 50 persons	15	357	28	...	...	51	...	...	...	63	2	240	26	3	...	(4) ... 5 (6) ... 7 (7) ... 2
	,, 50 ,, 100 ,, ...	1	93	4	...	...	6	...	...	...	3	...	...	...	83	4	16

This content downloaded from 14.194.219.90 on Wed, 12 Jun 2024 09:45:45 +00:00
All use subject to https://about.jstor.org/terms

TABLE XV E.—Statistics of Industries—Section I—*continued.*

Description of factory, mill, etc.	Classification of factory, etc., according to number of persons employed (including management).	Number of factories.	Total number of persons employed.		Classification of persons employed.												Remarks. The state of business is indicated by the following figures:— (1) Much brisker than usual. (2) Brisker than usual. (3) Somewhat brisker than usual. (4) Normal. (5) Somewhat slacker than usual. (6) Slacker than usual. (7) Much slacker than usual.	
					Direction, Supervision and Clerical Work.				Skilled Workmen.				Unskilled Labourers.					
					Europeans and Anglo-Indians.		Indians.		Europeans and Anglo-Indians.		Indians.		Age 14 and over.		Under 14.			
			Male.	Female.	Male.	Female.	Male.	Female.	Male.	Female.	Male.	Female.	Male.	Female.	Male.	Female.		
1	2	3	4	5	6	7	8	9	10	11	12	13	14	15	16	17	18	
																	Power used.	State of business
Rice mills	***TOTAL***	***20***	***391***	***326***	...	...	***62***	***1***	***13***	...	***56***	...	***253***	***321***	***7***	***4***	Steam ... 12 Electric ... 1 13	(1) ... 1 (2) ... 1 (3) ... 4 (4) ... 10 (5) ... 1 (7) ... 3 20
	TOTAL	18	245	241	...	...	37	1	8	...	39	...	154	238	7	4		
Using mechanical power	From 20 to 50 persons	10	167	151	...	...	28	1	8	...	23	...	105	147	3	3		
	,, 50 ,, 100 ,, ...	3	78	90	...	...	9	...	...	...	16	...	49	89	4	1		
	TOTAL	7	146	85	...	...	25	...	5	...	17	...	99	85	..	...		
Not using mechanical power ...	From 20 to 50 persons	6	113	55	...	...	19	...	5	...	17	...	72	55	...	...		
	,, 50 ,, 100 ,, ...	1	33	30	...	...	6	...	...	...	...	...	27	30	...	...		
Bakeries	***TOTAL***	***1***	***33***	...	...	...	***4***	...	...	...	***13***	...	***16***	...	...	...	Electric.	(4)
Using mechanical power	From 20 to 50 persons	1	33	...	...	...	4	..	...	...	13	...	16	...	...	...		
Dairy farms	***TOTAL***	***1***	***84***	***2***	***2***	***1***	***4***	***1***	...	...	***19***	...	***59***	...	...	...		(2)
Not using mechanical power ...	From 50 to 100 persons	1	84	2	2	1	4	1	...	...	19	...	59	..	...	...		
Sugar factories	***TOTAL***	***8***	***199***	***4***	...	...	***16***	...	...	...	***14***	...	***157***	***4***	***12***	...	Steam.	(2) ... 1 (3) ... 1 (4) ... 2 (6) ... 4 8
Using mechanical power	From 20 to 50 persons	4	94	4	...	...	4	...	...	...	4	...	86	4	...	...		
Not using mechanical power ...	,, 20 ,, 50 ,, ...	4	105	...	...	...	12	...	...	...	10	...	71	...	12	...		
Breweries	***TOTAL***	***1***	***63***	...	***1***	...	***30***	...	***1***	...	***30***	...	...	...	***1***	...	Steam.	(6)
Using mechanical power	From 50 to 100 persons	1	63	...	1	...	30	...	1	...	30	...	...	...	1	...		
Confectionery works	***TOTAL***	***4***	***139***	***68***	***10***	***1***	***14***	...	***44***	...	***19***	***8***	***50***	***59***	***2***	...	Steam.	(4) ... 3 (5) ... 1 4
	TOTAL	3	119	68	7	1	13	...	43	...	13	8	43	59	...	...		
Using mechanical power	From 20 to 50 persons	1	22	7	...	...	7	...	...	...	17	7	4	..	...	...		
	,, 50 ,, 100 ,, ...	2	97	61	7	1	6	...	43	..	2	1	39	59	...	...		
Not using mechanical power ...	,, 20 ,, 50 ,, ...	1	20		3	...	1	...	1	...	6	...	7	...	2			
Water-works	***TOTAL***	***4***	***147***	...	***6***	...	***26***	...	...	...	***17***	...	***98***	...	...	...	Steam.	(2) ... 1 (4) ... 3 4
Using mechanical power.	From 20 to 50 persons	3	96	...	4	...	25	...	...	...	17	...	50	...	...	...		
	,, 50 ,, 100 ,, ...	1	51	...	2	...	1	...	...	...	...	...	48	...	...	...		

This content downloaded from 14.194.219.90 on Wed, 12 Jun 2024 09:45:45 +00:00
All use subject to https://about.jstor.org/terms

Description of factory, mill, etc.	Classification of factory, etc., according to number of persons employed (including management).	Number of factories.	Total number of persons employed.		CLASSIFICATION OF PERSONS EMPLOYED.												Remarks. The state of business is indicated by the following figures:— (1) Much brisker than usual. (2) Brisker than usual. (3) Somewhat brisker than usual. (4) Normal. (5) Somewhat slacker than usual. (6) Slacker than usual. (7) Much slacker than usual.
					Direction, Supervision and Clerical Works.				Skilled Workmen.				Unskilled Labourers.				
					Europeans and Anglo-Indians.		Indians.		Europeans and Anglo-Indians.		Indians.		Age 14 and over.		Under 14.		
			Male.	Female.	Male.	Female.	Male.	Female.	Male.	Female.	Male.	Female.	Male.	Female.	Male.	Female.	
1	2	3	4	5	6	7	8	9	10	11	12	13	14	15	16	17	18
Cigarette factories	*TOTAL*	5	*110*	*15*	*1*	...	*9*	...	*8*	...	*41*	*8*	*44*	*10*	*13*	...	Power used. / State of business.
Using mechanical power	From 20 to 50 persons	3	54	3	1	...	6	...	8	...	1	8	29	...	9	...	Steam ... 3 / (2) ... 2
	,, 50 ,, 100 ,, ...	1	62	10	...	...	3	...	...	...	40	...	15	10	4	...	Electric ... 1 / (5) ... 1
																	3 / 3
Forage presses	*TOTAL*	4	*137*	*9*	*1*	...	*28*	...	...	...	*2*	...	*103*	*9*	*3*	..	
	TOTAL	3	*123*	*5*	*1*	...	*28*	...	...	...	*2*	...	98	3	...	...	Steam ... 1 / (2) ... 1
Using mechanical power	From 20 to 50 persons	2	69	...	1	...	6	...	...	...	2	...	66	...	...	...	Electric .. 1 / (4) ... 1
	,, 50 ,, 100 ,, ...	1	54	3	...	...	22	...	...	...	...	...	32	3	...	...	Oil ... 1 / (5) ... 1
Not using mechanical power ..	,, 20 ,, 50 ,, ...	1	*14*	*2*	...	...	...	...	...	...	...	...	*11*	*6*	*3*	...	(6) ... 1
																	3 / 4
INDUSTRIES OF DRESS		*21*	*1,711*	...	*13*	...	*84*	...	...	...	*1,388*	...	*180*	...	*46*	...	
Hosiery factories	*TOTAL*	*1*	*610*	...	*13*	...	*43*	...	...	...	*468*	...	*86*	...	...	...	
Using mechanical power	500 and over	1	610	...	13	...	43	...	...	...	468	...	86	...	...	...	Steam. / (4)
Boot and shoe factories ...	*TOTAL*	*6*	*445*	...	...	...	*8*	...	...	...	*399*	...	*31*	...	*7*	...	
Not using mechanical power ...	From 20 to 50 persons	4	115	...	...	...	6	...	...	...	89	...	16	...	4	...	(4) ... 1
	,, 100 ,, 200 ,, ...	2	330	...	...	...	2	...	...	...	310	...	15	...	3	...	(5) ... 5
Umbrella factories	*TOTAL*	*12*	*656*	...	...	...	*33*	...	...	...	*521*	...	*63*	...	*39*	...	6 / —
Not using mechanical power ...	From 20 to 50 persons	12	365	...	...	...	26	...	...	...	271	...	56	...	14	...	
	,, 50 ,, 100 ,, ...	1	63	...	...	...	2	...	...	...	50	...	1	...	10	...	(2) ... 2
	,, 200 ,, 400 ,, ...	1	228	...	...	...	7	...	...	...	200	...	6	...	15	...	(3) ... 1
																	(4) ... 5
																	(5) ... 4
																	(6) ... 1
																	(7) ... 1
FURNITURE INDUSTRIES.																	14 / —
Furniture factories	*TOTAL*	*14*	*905*	*11*	*18*	*1*	*39*	...	*29*	...	*678*	...	*134*	*10*	*7*	...	Electric.
	TOTAL	4	546	11	17	1	29	...	29	...	375	...	93	10	4	...	(2) ... 1
Using mechanical power	From 20 to 50 persons	1	48	...	2	...	4	...	26	...	13	...	...	...	4	...	(4) ... 3
	,, 50 ,, 100 ,, ...	1	72	1	6	1	4	...	2	...	30	...	30	...	...	...	(5) ... 3
	,, 100 ,, 200 ,, ...	1	108	...	3	...	3	...	1	...	83	...	12	...	...	...	(6) ... 6
	,, 200 ,, 400 ,, ...	1	318	10	6	...	12	...	...	...	250	...	50	10	...	...	(7) ... 2
																	14 / —
	TOTAL	*10*	*368*	...	*1*	...	*10*	...	...	...	*303*	...	*42*	...	*3*	...	
Not using mechanical power ...	From 20 to 50 persons	9	292	...	1	...	13	...	...	...	238	...	37	...	3	...	
	,, 50 ,, 100 ,, ...	1	73	...	...	...	3	...	...	...	65	...	5	...	...	...	

This content downloaded from 14.194.219.90 on Wed, 12 Jun 2024 09:45:45 +00:00
All use subject to https://about.jstor.org/terms

TABLE XV E.—STATISTICS OF INDUSTRIES—SECTION 1—*continued.*

Description of factory, mill, etc.	Classification of factory, etc., according to number of persons employed (including management).	Number of factories.	Total number of persons employed.		CLASSIFICATION OF PERSONS EMPLOYED.												REMARKS. The state of business is indicated by the following figures :— (1) Much brisker than usual. (2) Brisker than usual. (3) Somewhat brisker than usual. (4) Normal. (5) Somewhat slacker than usual. (6) Slacker than usual. (7) Much slacker than usual.	
					DIRECTION, SUPERVISION AND CLERICAL WORK.				SKILLED WORKMEN.				UNSKILLED LABOURERS.					
					Europeans and Anglo-Indians.		Indians.		Europeans and Anglo-Indians.		Indians.		Age 14 and over.		Under 14.			
			Male.	Female.	Male.	Female.	Male.	Female.	Male.	Female.	Male.	Female.	Male.	Female.	Male.	Female.		
1	2	3	4	5	6	7	8	9	10	11	12	13	14	15	16	17	18	
																	Power used.	State of business.
INDUSTRIES CONNECTED WITH BUILDINGS	.....	25	884	41	37	...	59	...	4	...	213	2	537	38	34	1		
Stone and marble works	***TOTAL***	5	295	...	34	...	13	...	...	...	105	...	140	...	3	...	Steam.	(2) ... 1
Using mechanical power	From 50 to 100 persons	3	164	...	26	...	5	...	...	...	32	...	97	...	1	...		(3) ... 2
	TOTAL	3	181	...	8	...	5	...	...	...	72	...	42	...	2	...		(4) ... 1
																		(6) ... 1
																		5
Not using mechanical power	From 20 to 50 persons	2	68	...	...	...	6	...	...	...	40	...	21	...	2	...		
	,, 50 ,, 100 ,, ...	1	63	...	8	...	...	...	...	...	33	...	22	...	...	...		
Lime works and kiln	***TOTAL***	1	88	...	...	...	2	...	4	...	25	...	57	...	...	...	Steam.	(4)
Using mechanical power	From 50 to 100 persons	1	88	...	...	...	2	...	4	...	25	...	57	...	...	...		
Sarki factories	***TOTAL***	19	501	41	3	...	44	...	...	...	83	2	340	38	31	1	Steam ... 18	(2) ... 1
Using mechanical power	From 20 to 50 persons	18	417	41	1	...	44	...	...	...	80	2	261	38	31	1	Electric ... 1	(4) ... 12
	,, 50 ,, 100 ,, ...	1	84	...	2	...	...	...	...	...	3	...	79	...	...	...	19	(6) ... 5
																		(7) ... 1
CONSTRUCTION OF MEANS OF TRANSPORT	...	26	6,409	3	138	...	359	...	48	...	4,065	...	1,191	3	78	...		19
Railway workshops ...	***TOTAL***	4	777	...	24	...	163	...	12	...	421	...	149	...	8	...	Steam ... 2	(2) ... 1
	TOTAL	3	735	...	19	...	163	...	12	...	415	...	108	...	8	...	Oil ... 1	(4) ... 2
																	3	(7) ... 1
Using mechanical power	From 20 to 50 persons	1	45	...	1	...	...	...	...	...	...	...	44	...	...	...		4
	,, 200 ,, 400 ,, ...	2	680	...	18	...	163	...	12	...	415	...	64	...	8	...		
Not using mechanical power	,, 50 ,, 100 ,, ...	1	52	...	5	...	...	...	...	...	6	...	41	...	...	...		
Tramway workshops	***TOTAL***	2	522	...	14	...	7	...	...	...	203	...	298	...	...	...	Electric.	(4)
Using mechanical power	From 50 to 100 persons	1	68	...	2	...	...	...	...	...	56	...	10	...	...	...		
Not using mechanical power ...	400 and over	1	454	...	12	...	7	...	...	...	147	...	288	...	...	...		
Coach-building factories ...	***TOTAL***	9	1,322	3	19	...	25	...	...	...	1,066	...	144	3	68	...	Steam ... 1	(2) ... 3
	TOTAL	3	299	3	4	...	4	...	...	...	292	...	76	3	23	...	Electric ... 2	(3) ... 1
																	3	(4) ... 5
Using mechanical power	From 51 to 100 persons	1	85	3	1	...	3	...	...	...	49	...	32	3	...	...		9
	,, 100 ,, 200 ,, ...	2	314	...	3	...	1	...	...	...	243	...	44	...	23	...		
	TOTAL	6	923	...	18	...	21	...	...	...	774	...	69	...	45	...		
Not using mechanical power	From 20 to 50 persons	2	96	...	1	...	2	...	...	...	78	...	8	...	5	...		
	,, 50 ,, 100 ,, ...	2	100	...	...	...	...	...	...	...	100	...	...	...	...	...		
	,, 100 ,, 200 ,, ...	1	103	...	3	...	5	...	...	...	85	...	...	...	...	...		
	400 and over	1	626	...	13	...	14	...	...	...	500	...	60	...	40	...		

This content downloaded from 14.194.219.90 on Wed, 12 Jun 2024 09:45:45 +00:00
All use subject to https://about.jstor.org/terms

TABLE XV E.—STATISTICS OF INDUSTRIES—SECTION I—*continued.*

Description of factory, mill, etc.	Classification of factory, etc., according to number of persons employed (including management).	Number of factories.	Total number of persons employed.		CLASSIFICATION OF PERSONS EMPLOYED.												Remarks. The state of business is indicated by the following figures:— (1) Much brisker than usual. (2) Brisker than usual. (3) Somewhat brisker than usual. (4) Normal. (5) Somewhat slacker than usual. (6) Slacker than usual. (7) Much slacker than usual.
					Direction, Supervision and Clerical Work.				Skilled Workmen.				Unskilled Labourers.				
					Europeans and Anglo-Indians.		Indians.		Europeans and Anglo-Indians.		Indians.		Age 14 and over.		Indians.		
			Male.	Female.	Male.	Female.	Male.	Female.	Male.	Female.	Male.	Female.	Male.	Female.	Male.	Female.	
1	2	3	4	5	6	7	8	9	10	11	12	13	14	15	16	17	18
Motor-car works	*TOTAL*	7	*963*	...	*46*	...	*41*	...	*22*	...	*729*	...	*125*	...	...	...	
Using mechanical power	From 20 to 50 persons ...	1	31	...	10	...	...	...	4	...	1	...	6	...	...	...	
	,, 50 ,, 100 ,, ...	1	50	...	1	...	5	...	...	...	21	...	23	...	...	...	
	,, 100 ,, 200 ,, ...	3	343	...	16	...	24	...	8	...	230	...	75	...	...	...	
	,, 200 ,, 400 ,, ...	2	549	...	19	...	12	...	10	...	487	...	21	...	...	...	
Bicycle works	*TOTAL*	2	*44*	...	*1*	...	*4*	...	...	...	*18*	...	*19*	...	*2*	...	
Using mechanical power	From 20 to 50 persons	1	24	...	1	...	1	...	...	...	12	...	8	...	2	...	
Not using mechanical power ...	,, 20 ,, 50 ,, ...	1	20	...	...	...	3	...	...	...	6	...	11	...	...	...	
Dockyards	*TOTAL*	1	*1,927*	...	*26*	...	*71*	...	*12*	...	*1,628*	...	*190*	...	...	...	
Using mechanical power	400 and over	1	1,927	...	26	...	71	...	12	...	1,628	...	190	...	...	...	
Telegraph workshops	*TOTAL*	1	*847*	...	*8*	...	*41*	...	2	...	*600*	...	*196*	...	...	...	
Using mechanical power	400 and over	1	847	...	8	...	41	...	2	...	600	...	196	...	...	...	
PRODUCTION AND TRANSMISSION OF PHYSICAL FORCE	.....	7	*3,432*	*18*	*107*	*3*	*125*	...	*6*	...	*2,519*	*15*	*655*	...	...	...	
Ice factories	*TOTAL*	3	*320*	...	*14*	...	*26*	...	2	...	*73*	...	*205*	...	...	...	
Using mechanical power	From 50 to 100 persons	1	80	...	6	...	6	...	...	...	18	...	50	...	...	...	
	,, 100 ,, 200 ,, ...	2	240	...	8	...	20	...	2	...	55	...	155	...	...	...	
Gas and electric light works	*TOTAL*	4	*3,112*	*18*	*93*	*3*	*119*	...	4	...	*2,446*	*15*	*450*	...	...	...	
Using mechanical power	From 100 to 200 persons ...	2	292	...	15	...	33	...	4	...	56	...	184	...	...	...	
	400 and over	2	2,820	18	74	3	86	...	...	...	2,390	15	266	...	...	...	
INDUSTRIES OF LUXURY	.....	*141*	*15,471*	*119*	*313*	*54*	*1,567*	*7*	*176*	*20*	*10,469*	*34*	*2,643*	*4*	*303*	...	
Printing presses	*TOTAL*	*99*	*11,845*	*35*	*157*	*6*	*1,936*	*5*	*137*	*18*	*8,333*	*2*	*1,813*	*4*	*169*	...	
	TOTAL	66	10,514	24	147	4	1,034	1	114	18	7,557	...	1,561	1	101	...	
Using mechanical power	From 20 to 50 persons	34	833	1	...	...	87	1	3	...	455	...	243	...	45	...	
	,, 50 ,, 100 ,, ...	13	949	1	10	1	93	..	...	...	660	...	168	...	18	...	
	,, 100 ,, 200 ,, ...	9	1,229	1	33	1	136	..	12	...	743	...	288	...	18	...	
	,, 200 ,, 400 ,, ...	9	2,200	1	69	...	242	...	11	...	1,441	...	430	1	7	...	
	400 and over	6	5,303	20	36	2	476	...	88	18	4,258	...	432	...	13	...	
	TOTAL	34	1,331	11	10	2	202	4	23	...	776	2	252	2	68	...	
Not using mechanical power ...	From 20 to 50 persons	26	761	3	3	2	62	...	23	...	504	...	131	1	38	...	
	,, 50 ,, 100 ,, ...	6	357	...	6	...	80	...	...	...	176	...	85	...	10	...	
	,, 100 ,, 200 ,, ...	2	213	6	1	...	60	4	...	...	96	2	36	2	20	...	

Power used.		State of business.	
Electric ...	5	(2) ...	1
Oil ...	2	(3) ...	1
	7	(4) ...	5
			7
Oil.		(2) ...	1
		(4) ...	1
			2
Steam.		(2)	
Electric.		(4)	
Steam.		(4)	
Steam.		(2) ...	2
		(4) ...	2
			4
Steam ...	9	(1) ...	4
Electric ...	50	(2) ...	7
Oil ...	6	(3) ...	2
	65	(4) ...	59
		(5) ...	5
		(6) ...	19
		(7) ...	3
			99

This content downloaded from 14.194.219.90 on Wed, 12 Jun 2024 09:45:45 +00:00
All use subject to https://about.jstor.org/terms

TABLE XV E.—STATISTICS OF INDUSTRIES—SECTION I—*continued.*

[CALCUTTA.

Description of factory, mill, etc.	Classification of factory, etc., according to number of persons employed (including management).	Number of factories.	Total number of persons employed.		CLASSIFICATION OF PERSONS EMPLOYED. Direction, Supervision and Clerical Work. Europeans and Anglo-Indians.		Direction, Supervision and Clerical Work. Indians.		Skilled Workmen. Europeans and Anglo-Indians.		Skilled Workmen. Indians.		Unskilled Labourers. Age 14 and over.		Unskilled Labourers. Under 14.		REMARKS. The state of business is indicated by the following figures :— (1) Much brisker than usual. (2) Brisker than usual. (3) Somewhat brisker than usual. (4) Normal. (5) Somewhat slacker than usual. (6) Slacker than usual. (7) Much slacker than usual.	
			Male.	Female.	Male.	Female.	Male.	Female.	Male.	Female.	Male.	Female.	Male.	Female.	Male.	Female.		
1	2	3	4	5	6	7	8	9	10	11	12	13	14	15	16	17	18	
																	Power used.	State of business.
Jewellery works	*TOTAL*	*10*	*743*	...	*13*	...	*39*	...	...	...	*551*	...	*96*	...	*44*		Electric.	(4) ... 9 (7) ... 1 10
	TOTAL	*6*	*604*	...	*13*	...	*17*	...	...	...	*461*	...	*81*	...	*39*	...		
Using mechanical power	From 20 to 50 persons	2	69	...	...	...	5	...	...	...	18	...	30	...	7	...		
	,, 50 ,, 100 ,, ...	1	78	...	4	...	4	...	...	...	59	...	11	...	...	...		
	,, 100 ,, 200 ,, ...	2	241	...	9	...	3	...	...	...	188	...	33	...	8	...		
	,, 200 ,, 400 ,, ...	1	225	...	...	...	5	...	...	...	196	...	7	...	17	...		
Not using mechanical power ...	,, 20 ,, 50 ,, ...	4	139	...	...	...	22	...	...	...	90	...	15	...	12	...		
Photo works	*TOTAL*	*4*	*411*	*1*	*21*	*1*	*20*	...	*4*	...	*161*	...	*203*	...	*2*	...	Electric.	(3) ... 1 (4) ... 3 4
	TOTAL	*2*	*360*	...	*15*	...	*18*	...	*4*	...	*149*	...	*172*	...	*2*	...		
Using mechanical power	From 50 to 100 persons	1	68	...	2	...	2	...	2	...	41	...	19	...	2	...		
	,, 200 ,, 400 ,, ...	1	292	...	13	...	16	...	2	...	108	...	153	...	...	...		
Not using mechanical power ...	,, 20 ,, 50 ,, ...	2	51	1	6	1	2	...	...	...	12	...	31	...	...	...		
Scientific, optical and musical instrument works.	*TOTAL*	*8*	*808*	*14*	*48*	*14*	*108*	...	*14*	...	*491*	...	*146*	...	*1*	...	Steam ... 1 Electric ... 2 3	(2) ... 1 (3) ... 1 (4) ... 6 8
	TOTAL	*3*	*595*	*14*	*34*	*14*	*68*	...	...	...	*396*	...	*97*	...	...	...		
Using mechanical power	From 20 to 50 persons	1	37	...	...	...	4	...	...	...	29	...	4	...	...	...		
	,, 200 ,, 400 ,, ...	2	558	14	34	14	64	...	...	...	367	...	93	...	...	...		
	TOTAL	*5*	*213*	...	*14*	...	*40*	...	*14*	...	*95*	...	*49*	...	*1*	...		
Not using mechanical power ...	From 20 to 50 persons	3	82	...	8	...	6	...	...	...	45	...	22	...	1	...		
	,, 50 ,, 100 ,, ...	2	131	...	6	...	34	...	14	...	50	...	27	...	...	...		
Clock and watchworks ...	*TOTAL*	*2*	*128*	*3*	*4*	*1*	*26*	*2*	*4*	...	*73*	...	*21*	...	...	...		(4) ... 1 (5) ... 1 2
Not using mechanical power ...	From 50 to 100 persons	2	128	3	4	1	26	2	4	...	73	...	21	...	...	...		
Book-binding works	*TOTAL*	*3*	*310*	...	...	...	*8*	...	...	...	*242*	...	*34*	...	*26*	...		(4)
Not using mechanical power ...	From 20 to 50 persons	2	60	...	...	...	3	...	...	...	42	...	14	...	1	...		
	,, 200 ,, 400 ,, ...	1	250	...	...	...	5	...	...	...	200	...	20	...	25	...		

This content downloaded from 14.194.219.90 on Wed, 12 Jun 2024 09:45:45 +00:00
All use subject to https://about.jstor.org/terms

TABLE XV E.—STATISTICS OF INDUSTRIES—SECTION I—*concluded.*

Description of factory, mill, etc.	Classification of factory, etc., according to number of persons employed (including management).	Number of factories.	Total number of persons employed.		CLASSIFICATION OF PERSONS EMPLOYED.												Remarks.
					Direction, Supervision and Clerical Work.				Skilled Workmen.				Unskilled Labourers.				
					Europeans and Anglo-Indians.		Indians.		Europeans and Anglo-Indians.		Indians.		Age 14 and over.		Under 14.		
			Male.	Female.	Male.	Female.	Male.	Female.	Male.	Female.	Male.	Female.	Male	Female.	Male.	Female.	
1	2	3	4	5	6	7	8	9	10	11	12	13	14	15	16	17	18
																	Power used. / State of business.
Mica works	*TOTAL*	*1*	*41*	*32*	*1*	...	*2*	...	...	...	*31*	*32*	*7*	...	...	...	
Not using mechanical power ...	From 50 to 100 persons	1	41	32	1	...	2	...	...	...	31	32	7	...	...	...	(5)
Type foundries	*TOTAL*	*4*	*109*	...	...	...	*10*	...	...	...	*47*	...	*32*	...	*20*	...	Oil.
Using mechanical power	From 20 to 50 persons	1	31	...	...	...	6	...	...	...	15	...	10	...	...	...	(4) ... 2
Not using mechanical power ...	,, 20 ,, 50 ,, ...	3	78	...	...	...	4	...	...	...	32	...	22	...	20	...	(5) ... 1
																	(6) ... 1
																	4
Tin works	*TOTAL*	*1*	*20*	...	...	...	*3*	...	...	...	*2*	...	*1*	...	*14*	...	
Not using mechanical power ...	From 20 to 50 persons	1	20	...	...	...	3	...	...	...	2	...	1	...	14	...	(6)
Tailoring works	*TOTAL*	*9*	*1,056*	*34*	*69*	*32*	*115*	...	*17*	*2*	*538*	...	*390*	...	*27*	...	
Not using mechanical power ...	From 20 to 50 persons	3	97	...	5	...	10	...	3	...	63	...	17	...	...	...	(1) ... 3
	,, 50 ,, 100 ,, ...	2	156	2	1	...	3	...	2	2	117	...	6	...	27	...	(4) ... 5
	,, 100 ,, 200 ,, ...	2	264	...	9	...	15	...	...	...	225	...	15	...	...	...	(5) ... 2
	,, 200 ,, 400 ,, ...	3	539	32	54	32	87	...	12	...	134	...	252	...	...	...	9

This content downloaded from 14.194.219.90 on Wed, 12 Jun 2024 09:45:45 +00:00
All use subject to https://about.jstor.org/terms

TABLE XV E.—Statistics of Industries—Section I.

Suburbs.

Description of factory, mill, etc.	Classification of factory, etc., according to number of persons employed (including management).	Number of factories.	Total number of persons employed.		Classification of persons employed.												Remarks. The state of business is indicated by the following figures:— (1) Much brisker than usual. (2) Brisker than usual. (3) Somewhat brisker than usual. (4) Normal. (5) Somewhat slacker than usual. (6) Slacker than usual. (7) Much slacker than usual.	
					Direction, Supervision and Clerical Work.				Skilled Workmen.				Unskilled Labourers.					
					Europeans and Anglo-Indians.		Indians.		Europeans and Anglo-Indians.		Indians.		Age 14 and over.		Under 14.			
			Male.	Female.	Male.	Female.	Male.	Female.	Male.	Female.	Male.	Female	Male.	Female.	Male.	Female.		
1	2	3	4	5	6	7	8	9	10	11	12	13	14	15	16	17	18	
																	Power used.	State of business.
GRAND TOTAL	.....	**77**	**22,413**	**3,006**	**172**	...	**819**	**1**	**26**	...	**10,682**	**1,411**	**10,024**	**1,546**	**690**	**48**		
TEXTILE INDUSTRIES ...	.....	**38**	**14,165**	**2,324**	**66**	...	**441**	**1**	...	...	**6,511**	**1,237**	**6,738**	**1,047**	**409**	**39**		
Cotton spinning and weaving mills.	***TOTAL***	**3**	**2,493**	**168**	**10**	...	**40**	...	...	...	**2,025**	**58**	**388**	**103**	**30**	**7**	Steam.	(7)
Using mechanical power	From 200 to 400 persons ...	1	342	54	3	...	10	...	...	...	220	47	89	...	20	7		
	400 and over	1	2,151	114	7	...	30	...	...	...	1,805	11	299	103	10	...		
Cotton ginning, cleaning and pressing mills.	***TOTAL***	**1**	**74**	**321**	**2**	...	**4**	...	...	...	**4**	...	**59**	**316**	**5**	**5**	Steam.	(4)
Using mechanical power	From 200 to 400 persons	1	74	321	2	...	4	...	...	...	4	...	59	316	5	5		
Jute presses	***TOTAL***	**19**	**4,858**	**405**	**26**	...	**287**	...	...	...	**962**	...	**3,576**	**382**	**7**	**23**	Steam ... 15	(4) ... 4
Using mechanical power	From 20 to 50 persons	1	26	...	2	...	6	...	...	...	4	...	14	...	...	...	Electric ... 3	(5) ... 3
	,, 50 ,, 100 ,, ...	5	312	3	4	...	62	...	...	...	112	...	133	3	1	...	Water ... 1	(6) ... 7
	,, 100 ,, 200 ,, ...	3	481	...	2	...	31	...	...	...	54	...	394	...	...	...	19	(7) ... 5
	,, 200 ,, 400 ,, ...	7	1,843	179	...	...	66	...	...	...	180	...	1,597	179	...	...		19
	400 and over	3	2,196	228	18	...	122	...	...	...	612	...	1,433	200	16	23		
Jute mills	***TOTAL***	**3**	**5,321**	**1,394**	**25**	...	**85**	...	...	...	**2,999**	**1,155**	**2,511**	**235**	**201**	**4**	Steam.	(4) ... 1
Using mechanical power	From 100 to 200 persons ...	1	113	...	3	...	6	...	...	...	2	...	102	...	...	...		(7) ... 2
	400 and over	2	5,708	1,394	22	...	79	...	...	...	2,997	1,155	2,409	235	201	4		3
Rope works	***TOTAL***	**11**	**613**	**25**	...	...	**12**	...	...	...	**323**	**18**	**112**	**7**	**166**	...		(4) ... 2
Not using mechanical power ...	From 20 to 50 persons	5	134	20	...	...	6	...	...	...	107	18	10	2	11	...		(5) ... 3
	,, 50 ,, 100 ,, ...	5	318	5	...	...	5	...	...	...	136	...	42	5	135	...		(6) ... 5
	,, 100 ,, 200 ,, ...	1	161	...	...	...	1	...	...	...	80	...	60	...	20	...		(7) ... 1
Silk filatures and factories	***TOTAL***	**1**	**232**	**11**	**1**	...	**12**	**1**	...	...	**197**	**6**	**22**	**4**	...	...	Gas and steam combined.	11 (6)
Using mechanical power	From 200 to 400 persons	1	232	11	1	...	12	1	...	...	97	6	22	4	...	...		
Dyeing factories	***TOTAL***	**1**	**74**	...	**2**	...	**1**	...	...	...	**1**	...	**70**	...	...	...	Steam.	(4)
Using mechanical power	From 50 to 100 persons	1	74	...	2	...	1	...	...	...	1	...	70	...	...	...		

This content downloaded from 14.194.219.90 on Wed, 12 Jun 2024 09:45:45 +00:00
All use subject to https://about.jstor.org/terms

TABLE XV E.—STATISTICS OF INDUSTRIES—SECTION I—*continued.*

Description of factory, mill, etc.	Classification of factory, etc., according to number of persons employed (including management).	Number of factories.	Total number of persons employed.		CLASSIFICATION OF PERSONS EMPLOYED.												REMARKS.
					DIRECTION, SUPERVISION AND CLERICAL WORK.				SKILLED WORKMEN.				UNSKILLED LABOURERS.				
					Europeans and Anglo-Indians.		Indians.		Europeans and Anglo-Indians.		Indians.		Age 14 and over.		Under 14.		
			Male.	Female.	Male.	Female.	Male.	Female.	Male.	Female.	Male.	Female.	Male.	Female.	Male.	Female.	The state of business is indicated by the following figures :— (1) Much brisker than usual. (2) Brisker than usual. (3) Somewhat brisker than usual. (4) Normal. (5) Somewhat slacker than usual. (6) Slacker than usual. (7) Much slacker than usual.
1	2	3	4	5	6	7	8	9	10	11	12	13	14	15	16	17	18
LEATHER AND OTHER INDUSTRIES—																	Power used. / State of business.
Bone mills	***TOTAL***	***3***	***255***	***75***	***2***	...	***14***	...	...	...	***34***	...	***204***	***75***	***1***	...	Steam. (2) 1 (4) 1 (7) 1
Using mechanical	From 20 to 50 persons	1	43	5	1	...	3	...	...	...	6	...	33	5	...	...	3
	„ 100 „ 200 „	2	212	70	1	...	11	...	...	...	28	...	171	70	1	...	
METAL INDUSTRIES		***4***	***1,893***	...	***31***	...	***107***	...	***1***	...	***1,528***	...	***219***	...	***7***	...	
Iron foundries	***TOTAL***	***1***	***88***	...	...	...	***3***	...	***1***	...	***64***	...	***20***	...	...	...	Steam. (6)
Using mechanical power	From 50 to 100 persons	1	88	...	...	...	3	...	1	...	64	...	20	...	...	...	
Arms factories	***TOTAL***	***1***	***1,644***	...	***30***	...	***90***	...	...	...	***1,360***	...	***164***	...	...	...	Steam. (5)
Using mechanical power	500 and over	1	1,644	...	30	...	90	...	...	...	1,360	...	164	...	...	...	
Machinery and engineering works	***TOTAL***	***1***	***74***	...	***1***	...	***5***	...	...	...	***42***	...	***26***	...	...	...	Steam. (1)
Using mechanical power	From 50 to 100 persons	1	74	...	1	...	5	...	...	...	42	...	26	...	...	...	
Lock and safe works	***TOTAL***	***1***	***87***	...	...	...	***9***	...	...	...	***62***	...	***9***	...	***7***	...	
Not using mechanical power	From 50 to 100 persons	1	87	...	...	...	9	...	...	...	62	...	9	...	7	...	
GLASS AND EARTHENWARE INDUSTRIES.																	(4)
Brick and tile factories	***TOTAL***	***1***	***73***	***48***	...	...	***3***	...	...	...	***8***	***8***	***62***	***40***	...	...	
Not using mechanical power	From 100 to 200 persons	1	73	48	...	...	3	...	...	...	8	8	62	40	...	...	
INDUSTRIES CONNECTED WITH CHEMICAL PRODUCTS.		***19***	***1,430***	***330***	***7***	...	***99***	...	***2***	...	***410***	***55***	***811***	***274***	***91***	***1***	(2)
Oil mills	***TOTAL***	***13***	***413***	***136***	***3***	...	***36***	...	...	...	***67***	***48***	***203***	***87***	***4***	***1***	
	TOTAL	5	235	3	3	...	25	...	...	...	89	...	118	3	...	...	Steam. (4) 6 (5) 3 (6) 4
Using mechanical power	From 20 to 50 persons	2	63	1	...	...	9	...	...	...	23	...	31	...	...	...	13
	„ 50 „ 100 „	3	172	2	3	...	16	...	...	...	66	...	87	2	...	...	
	TOTAL	8	178	133	...	...	11	...	...	...	78	48	85	84	4	1	
Not using mechanical power	From 20 to 50 persons	5	80	59	...	...	5	...	...	...	56	48	15	10	4	1	
	„ 50 „ 10[illegible] „	3	98	74	...	...	6	...	...	...	22	...	70	74	...	...	

This content downloaded from 14.194.219.90 on Wed, 12 Jun 2024 09:45:45 +00:00
All use subject to https://about.jstor.org/terms

TABLE XV E.—STATISTICS OF INDUSTRIES—SECTION I—*concluded.*

[SUBURBS.

Description of factory, mill, etc.	Classification of factory, etc., according to number of persons employed (including management).	Number of factories.	Total number of persons employed.		CLASSIFICATION OF PERSONS EMPLOYED.												Remarks. The state of business is indicated by the following figures:— (1) Much brisker than usual. (2) Brisker than usual. (3) Somewhat brisker than usual. (4) Normal. (5) Somewhat slacker than usual. (6) Slacker than usual. (7) Much slacker than usual.	
					Direction, Supervision and Clerical Work.				Skilled Workmen.				Unskilled Labourers.					
					Europeans and Anglo-Indians.		Indians.		Europeans and Anglo-Indians.		Indians.		Age 14 and over.		Under 14.			
			Male.	Female.	Male.	Female.	Male.	Female.	Male.	Female.	Male.	Female.	Male.	Female.	Male.	Female.		
1	2	3	4	5	6	7	8	9	10	11	12	13	14	15	16	17	Power used.	State of business.
Soap factories	*TOTAL*	*3*	*319*	...	*2*	...	*26*	...	*2*	...	*40*	...	*173*	...	*76*	...	Steam.	(2) ... 1 (5) ... 1 (7) ... 1 3
Using mechanical power	From 20 to 50 persons	2	83	...	...	...	12	...	...	...	13	...	44	...	14	...		
	„ 200 „ 400	1	236	...	2	...	14	...	2	...	27	...	129	...	62	...		
Lac factories	*TOTAL*	*2*	*521*	*194*	*2*	...	*18*	...	...	...	*134*	*7*	*367*	*187*	...	...	Steam.	(4)
Using mechanical power	From 100 to 200 persons	1	119	41	1	...	5	...	...	...	74	4	39	37	...	...		
	400 and over	1	402	153	1	...	13	...	...	...	60	3	328	150	...	...		
Chemical works	*TOTAL*	*1*	*167*	...	...	...	*19*	...	...	...	*69*	...	*68*	...	*11*	...	Steam.	(2)
Using mechanical power	From 100 to 200 persons	1	167	...	...	...	19	...	...	...	69	...	68	...	11	...		
FOOD INDUSTRIES	.....	*8*	*1,122*	*227*	*8*	...	*40*	...	*8*	...	*218*	*111*	*737*	*108*	*111*	*8*		
Biscuit factories	*TOTAL*	*1*	*37*	...	...	...	*1*	...	...	...	*15*	...	*17*	...	*4*	...	Steam.	(4)
Using mechanical power	From 20 to 50 persons	1	37	...	...	...	1	...	...	...	15	...	17	...	4	...		
Flour mills	*TOTAL*	*2*	*40*	*8*	...	...	*8*	...	...	...	*2*	...	*30*	*8*	...	...	Steam.	(6) ... 1 (7) ... 1 2
Using mechanical power	From 20 to 50 persons	2	40	8	...	...	8	...	...	...	2	...	30	8	...	...		
Rice mills	*TOTAL*	*1*	*8*	*26*	...	...	*1*	...	...	...	*5*	*1*	*2*	*25*	...	...	Steam.	(4)
Using mechanical power	From 20 to 50 persons	1	8	26	...	...	1	...	...	...	5	1	2	25	...	...		
Sugar factories	*TOTAL*	*1*	*578*	*39*	*5*	...	*20*	...	...	...	*109*	...	*444*	*39*	...	...	Steam.	(6)
Using mechanical power	400 and over	1	578	39	5	...	20	...	...	...	109	...	444	39	...	...		
Water works	*TOTAL*	*1*	*59*	...	*2*	...	*1*	...	...	...	*14*	...	*42*	...	...	...	Steam.	(4)
Using mechanical power	From 50 to 100 persons	1	59	...	2	...	1	...	...	...	14	...	42	...	...	...		
Cigarette factories	*TOTAL*	*2*	*400*	*154*	*1*	...	*9*	...	*8*	...	*73*	*110*	*202*	*36*	*107*	*8*	Steam.	(4)
Using mechanical power	From 50 to 100 persons	1	61	15	1	...	2	...	...	...	7	...	38	15	13	...		
	400 and over	1	339	139	...	...	7	...	8	...	66	110	164	21	94	8		

This content downloaded from 14.194.219.90 on Wed, 12 Jun 2024 09:45:45 +00:00
All use subject to https://about.jstor.org/terms

TABLE XV E.—STATISTICS OF INDUSTRIES—SECTION I—*concluded.*

Description of factory, mill, etc.	Classification of factory, etc., according to number of persons employed (including management).	Number of factories.	Total number of persons employed.		CLASSIFICATION OF PERSONS EMPLOYED.												REMARKS. The state of business is indicated by the following figures:— (1) Much brisker than usual. (2) Brisker than usual. (3) Somewhat brisker than usual. (4) Normal. (5) Somewhat slacker than usual. (6) Slacker than usual. (7) Much slacker than usual.	
					DIRECTION, SUPERVISION AND CLERICAL WORK.				SKILLED WORKMEN.				UNSKILLED LABOURERS.					
					Europeans and Anglo-Indians.		Indians.		Europeans and Anglo-Indians.		Indians.		Age 14 and over.		Under 14.			
			Male.	Female.	Male.	Female.	Male.	Female.	Male.	Female.	Male.	Female.	Male.	Female.	Male.	Female.	Power used.	State of business.
1	2	3	4	5	6	7	8	9	10	11	12	13	14	15	16	17	18	
CONSTRUCTION OF MEANS OF TRANSPORT.	.....	*3*	*3,317*	*2*	*49*	...	*108*	...	*13*	...	*1,885*	...	*1,191*	*2*	*71*	...		
Dockyards and Port Commissioners' workshops.	***TOTAL***	*2*	*3,202*	*1*	*47*	...	*98*	...	*13*	...	*1,882*	...	*1,091*	*1*	*71*	...	Steam.	(4)
Using mechanical power	400 and over	2	3,202	1	47	...	98	...	13	...	1,882	...	1,091	1	71	...		
Dredging works	***TOTAL***	*1*	*115*	*1*	*2*	...	*10*	...	...	...	*3*	...	*100*	*1*	...	...	Steam.	(4)
Using mechanical power	From 100 to 200 persons ...	1	115	1	2	...	10	...	...	...	3	...	100	1	...	...		
PRODUCTION AND TRANSMISSION OF PHYSICAL FORCE.																		
Electric light works	***TOTAL***	*1*	*168*	...	*2*	...	*7*	...	*2*	...	*88*	...	*68*	...	...	...	Steam.	(2)
Using mechanical power	From 100 to 200 persons ...	1	168	...	2	...	7	...	2	...	88	...	68	...	...	...		

This content downloaded from 14.194.219.90 on Wed, 12 Jun 2024 09:45:45 +00:00
All use subject to https://about.jstor.org/terms

TABLE XV-E—Statistics of Industries—Section III—Particulars as to Ownership of Factories, etc.

Calcutta with Suburbs.

Description of factory, etc.	Number of factories.	Number of Government concerns.	Number owned by company of which the directors are: Europeans and Anglo-Indians.	Indians.	Of both races.	Number privately owned by: Europeans and Anglo-Indians.	Chinese.	Indians: Total Indians.	Agarwala.	Baidya.	Brahman.	Brahmo.	Kaln.	Kansari.	Kayasth.	Chasi Kaibartta.	Marwari.	Sadgop.	Sheikh.	Subarnabanik.	Tanti.	Teli.	Tili.	Others.
1	2	3	4	5	6	7	8	9	10	11	12	13	14	15	16	17	18	19	20	21	22	23	24	25
Total ...	*372*	*24*	*94*	*7*	*4*	*85*	*7*	*360*	*12*	*16*	*61*	*6*	*20*	*12*	*65*	*12*	*19*	*26*	*18*	*10*	*14*	*10*	*18*	*41*
1. Cotton spinning and weaving mills.	3	...	2	...	...	...	...	1	...	...	...	...	...	...	1	...	...	...	...	...	...	...	...	...
2. Cotton ginning, cleaning and pressing mills.	1	...	1	...	...	...	...	...	...	...	...	...	...	...	...	...	...	...	...	...	...	...	...	...
3. Thread-glazing and polishing mills.	1	...	...	...	...	...	...	1	1	...	...	...	...	...	...	...	...	...	...	...	...	...	...	...
4. Jute presses	24	...	10	...	...	...	...	14	...	...	...	...	...	...	2	...	9	...	1	...	...	...	...	2 (a)
5. Jute mills	6	...	6	...	...	...	...	...	...	...	...	...	...	...	...	...	...	...	...	...	...	...	...	...
6. Rope works	11	...	...	...	...	...	...	11	...	1	2	...	...	...	2	...	4	...	...	1	...	1	...	...
7. Silk filatures and mills	1	...	1	...	...	...	...	...	...	...	...	...	...	...	...	...	...	...	...	...	...	...	...	...
8. Dyeing factories	1	...	1	...	...	...	...	...	...	...	...	...	...	...	...	...	...	...	...	...	...	...	...	...
9. Tanneries	7	...	2	...	...	3	1	1	...	...	...	...	...	...	...	...	...	...	1	...	...	...	...	...
10. Bone mills	3	...	1	...	...	1 (b)	...	1	...	...	1	...	...	...	...	...	...	...	...	...	...	...	...	...
11. Gut factories	1	...	...	...	...	1	...	...	...	...	...	...	...	...	...	...	...	...	...	...	...	...	...	...
12. Leather factories	4	...	...	...	...	4	...	...	...	...	...	...	...	...	...	...	...	...	...	...	...	...	...	...
13. Carpentry works	4	...	1	...	1	1	1	...	...	...	...	...	...	...	...	...	...	...	...	...	...	...	...	...
14. Timber yards	5	...	...	...	...	...	1	4	...	...	...	...	...	...	1	...	...	1	...	...	...	...	2	...
15. Iron foundries	11	...	2	...	...	1	...	8	...	...	1	...	...	...	2	...	...	...	...	1	...	...	...	4 (c)
16. Iron and steel works	13	...	2	...	...	1	...	10	1	...	4	...	...	...	1	...	...	...	1	1	1	...	1	...
17. Arms factories	4	1	1	...	...	2	...	...	...	...	...	...	...	...	...	...	...	...	...	...	...	...	...	...
18. Arsenal factories	1	1	...	...	...	...	...	...	...	...	...	...	...	...	...	...	...	...	...	...	...	...	...	...
19. Municipal workshops	2	2 (d)	...	...	...	...	...	...	...	...	...	...	...	...	...	...	...	...	...	...	...	...	...	...
20. Lock and safe works	1	...	...	...	...	...	...	1	...	...	...	...	...	...	...	...	...	...	...	...	...	...	...	1 (e)
21. Machinery and engineering works.	20	1	12	...	...	4	...	5	...	...	...	...	...	1	1	...	...	...	...	...	...	1	...	...
22. Type foundries	4	...	...	...	...	...	...	4	...	1	1	...	...	...	1	...	...	...	...	1	...	...	...	...
23. Brass "	12	...	...	...	...	...	...	12	...	1	1	...	...	9	...	1	...	...	...	...	...	...	...	...
24. Mica works	1	...	1	...	...	...	...	...	...	...	...	...	...	...	...	...	...	...	...	...	...	...	...	...
25. Mints	1	1	...	...	...	...	...	...	...	...	...	...	...	...	...	...	...	...	...	...	...	...	...	...
26. Tin works	1	...	...	...	...	...	...	1	...	...	...	...	...	...	...	...	1	...	...	...	...	...	...	...
27. Glass factories	1	...	...	...	...	...	...	1	...	...	...	...	...	...	...	...	...	...	1	...	...	...	...	...
28. Pottery works	1	...	...	...	...	...	...	1	...	1	...	...	...	...	...	...	...	...	...	...	...	...	...	...
29. Brick and tile factories ...	1	...	1	...	...	...	...	...	...	...	...	...	...	...	...	...	...	...	...	...	...	...	...	...
30. Match factories	1	...	...	...	...	...	...	1	...	...	...	...	...	...	1	...	...	...	...	...	...	...	...	...
31. Aerated water factories	7	...	2	...	1	3	...	1	...	...	...	...	...	...	...	...	...	...	...	...	...	...	...	1 (f)
32. Paint works	1	...	...	...	...	...	...	1	...	...	...	...	...	...	1	...	...	...	...	...	...	...	...	...
33. Oil mills	90	...	2	...	...	...	...	95*	5	1	7	...	20	1	11	1	1	17	3	...	6	6	11	5 (g)
34. Cardboard factories	1	...	...	...	...	...	...	1	1	...	...	...	...	...	...	...	...	...	...	...	...	...	...	...
35. Soap "	6	...	1	...	...	...	...	5	...	...	...	...	...	...	4	...	...	...	1	...	...	...	...	...
36. Lac "	3	...	1	...	...	1	...	1	1	...	...	...	...	...	...	...	...	...	...	...	...	...	...	...
37. Chemical works	9	...	1	2	...	1	...	5	...	4	1	...	...	...	...	...	...	...	...	...	...	...	...	...
38. Perfumery "	1	...	...	...	...	...	...	1	...	...	...	...	...	...	1	...	...	...	...	...	...	...	...	...
39. Pencil factories	1	...	...	1	...	...	...	...	...	...	...	...	...	...	...	...	...	...	...	...	...	...	...	...
40. Stationery factories	3	...	...	...	...	1	...	2	...	1	1	...	...	...	...	...	...	...	...	...	...	...	...	...
41. Biscuit factories	2	...	...	...	...	...	...	2	...	1	...	...	...	...	1	...	...	...	...	...	...	...	...	...
42. Flour mills	18	...	...	...	...	...	...	18	1	...	8	...	...	...	1	...	1	5	...	...	1	...	...	1 (h)
43. Rice "	21	...	...	...	...	1	...	20	...	...	4	...	...	...	3	6	...	...	2	1	...	1	1	2 (i)
44. Bakeries	1	...	1	...	...	...	...	...	...	...	...	...	...	...	...	...	...	...	...	...	...	...	...	...
45. Dairy farms	1	...	...	...	...	1	...	...	...	...	...	...	...	...	...	...	...	...	...	...	...	...	...	...
46. Breweries	1	...	1	...	...	...	...	...	...	...	...	...	...	...	...	...	...	...	...	...	...	...	...	...
47. Sugar factories	9	...	1	...	...	...	...	8	2	...	...	...	...	...	1	...	...	...	...	...	...	...	...	5 (j)
48. Water-works	5	5 (k)	...	...	...	...	...	...	...	...	...	...	...	...	...	...	...	...	...	...	...	...	...	...
49. Confectionery works	4	...	2	...	...	2	...	...	...	...	...	...	...	...	...	...	...	...	...	...	...	...	...	...
50. Cigarette "	5	...	...	1	...	1	...	3	...	...	...	...	...	...	1	...	1	...	1	...	...	...	...	...
51. Forage presses	4	...	1	...	...	1	...	2	...	...	...	...	...	...	1	...	...	...	...	...	...	...	...	1 (l)
52. Hosiery factories	1	1	...	...	...	...	...	...	...	...	...	...	...	...	...	...	...	...	...	...	...	...	...	...
53. Boot and shoe factories ...	6	...	...	...	...	...	3	3	...	...	1	...	...	...	...	...	...	...	2	...	...	...	...	...
54. Umbrella "	14	...	...	...	...	...	...	14	...	...	2	...	...	...	2	...	...	...	...	2	...	...	1	7 (m)
55. Tailoring works	9	1	...	...	...	7	...	1	...	...	...	...	...	...	...	...	...	...	...	...	1	...	...	...
56. Furniture factories	14	...	1	...	...	3 (n)	1	9	...	...	2	...	...	...	...	1	...	...	...	...	1	1	2	2 (o)
57. Stone and marble works	5	...	1	...	...	4	...	...	...	...	...	...	...	...	...	...	...	...	...	...	...	...	...	...
58. Surki factories	19	...	1	...	...	2	...	16	...	...	3	...	...	...	8	2	...	...	...	...	...	...	...	3 (p)
59. Lime works and kiln	1	...	...	...	...	1	...	...	...	...	...	...	...	...	...	...	...	...	...	...	...	...	...	...
60. Railway workshops	4	1	2	...	1	...	...	...	...	...	...	...	...	...	...	...	...	...	...	...	...	...	...	...
61. Tramway "	2	...	2	...	...	...	...	...	...	...	...	...	...	...	...	...	...	...	...	...	...	...	...	...
62. Coach-building works	9	...	3	...	...	5	...	1	...	...	...	...	...	...	1	...	...	...	...	...	...	...	...	...
63. Motor-car works	7	...	4	...	...	3	...	...	...	...	...	...	...	...	...	...	...	...	...	...	...	...	...	...
64. Bicycle works	2	...	...	1	...	1	...	...	...	...	...	...	...	...	...	...	...	...	...	...	...	...	...	...
65. Dockyards and Port Commissioners' workshops.	3	1	2	...	...	...	...	...	...	...	...	...	...	...	...	...	...	...	...	...	...	...	...	...
66. Dredging works	1	...	1	...	...	...	...	...	...	...	...	...	...	...	...	...	...	...	...	...	...	...	...	...
67. Telegraph "	1	1	...	...	...	...	...	...	...	...	...	...	...	...	...	...	...	...	...	...	...	...	...	...
68. Ice factories	3	...	2	...	...	1	...	...	...	...	...	...	...	...	...	...	...	...	...	...	...	...	...	...
69. Gas and electric light works ...	5	...	5	...	...	...	...	...	...	...	...	...	...	...	...	...	...	...	...	...	...	...	...	...
70. Printing presses	99	6 (q)	11	2	1	17 (r)	...	64†	...	5	22	6	...	...	17	1	...	2	2	3	3	...	...	3 (s)
71. Jewellery workshops	10	...	...	...	...	3	...	7	...	...	...	...	...	1	...	...	2	...	...	...	...	...	...	4 (t)
72. Photo works	4	1	1	...	...	2	...	...	...	...	...	...	...	...	...	...	...	...	...	...	...	...	...	...
73. Scientific, optical and musical instrument workshops.	8	1	1	...	...	4	...	2	...	...	...	...	...	...	...	...	...	1	...	...	1	...	...	...
74. Clock and watch workshops ...	2	...	...	...	...	2	...	...	...	...	...	...	...	...	...	...	...	...	...	...	...	...	...	...
75. Book-binding " ...	3	...	...	...	...	...	...	3	...	...	...	...	...	...	...	...	...	...	3	...	...	...	...	...

(a) Chasadhobas.
(b) Armenian.
(c) Includes Jain 1, Kumhar 1, Napit 1, Chasadhoba 1.
(d) Municipal concerns.
(e) Bania.
(f) Parsi.
(g) Includes Jain 1, Kahar 2 and Sunri 2.
(h) Gandhabanik.
(i) Includes Goala 1 and Sunri 1.
(j) " Mayra 3 and Tanti 2.
* 7 concerns returned 2 owners of different castes.

(k) All Municipal concerns.
(l) Rajput (Chhattri).
(m) Includes Bania 3, Oswal 3 and Gandhabanik 1.
(n) Includes 1 Armenian.
(o) Sutradhars.
(p) Includes Goala 1, Jain 1 and Sutradhar 1.
(q) Includes 1 Municipal concern.
(r) " 1 Armenian.
(s) Includes Arora 2, and Goala 1.
(t) Includes Goala 1, Lohana 1, and Sonar 2.
† Two concerns returned 2 owners of different castes.

Q

This content downloaded from
14.194.219.90 on Wed, 12 Jun 2024 09:45:45 +00:00
All use subject to https://about.jstor.org/terms

TABLE XV-E.—Statistics of Industries—Section IV—Caste or Race of Managers of Factories, etc.

Calcutta with Suburbs.

Description of factory, etc.	Number of factories, etc.	Number managed by: Europeans and Anglo-Indians.	Chinese.	Indians. Total.	Baidya.	Baria.	Brahman.	Brahmo.	Kaiu.	Kansari.	Kayasth.	Chasi Kaibartis.	Marwari.	Sadgop.	Sheikh.	Subarnabanik.	Tanti.	Teli.	Tili.	Others.
1	2	3	4	5	6	7	8	9	10	11	12	13	14	15	16	17	18	19	20	21
TOTAL	**572**	**202**	**7**	**364**	**15**	**13**	**66**	**6**	**17**	**11**	**73**	**18**	**8**	**28**	**22**	**9**	**16**	**10**	**13**	**40**
1 Cotton spinning and weaving mills	3	1	...	2	...	...	...	...	...	...	1	...	...	...	...	...	...	...	...	1 (a)
2 Cotton ginning, cleaning and pressing mills.	1	1 (b)	...	...	...	...	...	...	...	...	...	...	...	...	...	...	...	...	...	...
3 Thread-glazing and polishing mills	1	...	...	1	...	1	...	...	...	...	...	...	...	...	...	...	...	...	...	...
4 Jute presses	24	16	...	8	...	...	1	...	...	...	3	...	1	...	1	...	...	...	...	...
5 Jute mills	6	6	...	...	...	...	...	...	...	...	...	...	...	...	...	...	...	...	...	3 (c)
6 Bone works	11	...	...	11	...	...	3	...	...	...	3	...	4	...	1	...	...	...	...	...
7 Silk filatures and mills	1	1	...	...	...	...	...	...	...	...	...	...	...	...	...	...	...	...	...	...
8 Dyeing factories	1	1	...	...	...	...	...	...	...	...	...	...	...	...	...	...	...	...	...	...
9 Tanneries	7	5	1	1	...	...	1	...	...	...	...	...	...	...	...	...	...	...	...	...
10 Bone mills	3	3 (d)	...	...	...	...	...	...	...	...	...	...	...	...	...	...	...	...	...	...
11 Gut factories	1	1	...	...	...	...	...	...	...	...	...	...	...	...	...	...	...	...	...	...
12 Leather factories	4	4	...	...	...	...	...	...	...	...	...	...	...	...	...	...	...	...	...	...
13 Carpentry works	4	3 (e)	1	...	...	...	...	...	...	...	...	...	...	...	...	...	...	...	...	...
14 Timber yards	5	...	1	4	...	...	1	...	...	...	1	1	...	1	...	...	...	...	...	...
15 Iron foundries	11	3	...	8	...	1	2	...	...	...	...	1	...	...	1	1	1	...	...	2 (f)
16 Iron and steel works	13	3	...	10	...	1	4	...	...	...	1	...	...	1	1	1	...	1	...	...
17 Arms factories	4	4	...	...	...	...	...	...	...	...	...	...	...	...	...	...	...	...	...	...
18 Arsenal factories	1	1	...	...	...	...	...	...	...	...	...	...	...	...	...	...	...	...	...	...
19 Municipal workshops	2	1	...	1	...	...	...	...	...	...	1	...	...	...	...	...	...	...	...	...
20 Lock and safe works	1	...	...	1	...	1	...	...	...	...	...	...	...	...	...	...	...	...	...	...
21 Machinery and engineering works	20	18	...	2	...	...	...	...	...	1	1	...	...	...	...	...	...	...	...	...
22 Type foundries	4	...	...	4	1	...	2	...	...	...	...	...	...	...	...	1	...	...	...	...
23 Brass foundries	13	...	...	12	...	...	2	...	...	9	...	1	...	...	...	...	...	...	...	...
24 Mica works	1	1	...	...	...	...	...	...	...	...	...	...	...	...	...	...	...	...	...	...
25 Mints	1	1	...	...	...	...	...	...	...	...	...	...	...	...	...	...	...	...	...	...
26 Tin manufactories	1	...	...	1	...	...	...	...	...	...	...	...	1	...	...	...	...	...	...	...
27 Glass factories	1	...	...	1	...	...	...	...	...	...	...	...	...	...	1	...	...	...	...	...
28 Pottery works	1	...	...	1	...	...	...	1	...	...	...	...	...	...	...	...	...	...	...	...
29 Brick and tile factories	1	1	...	...	...	...	...	...	...	...	...	...	...	...	...	...	...	...	...	...
30 Match factories	1	...	...	1	...	...	...	...	...	...	1	...	...	...	...	...	...	...	...	...
31 Aerated water factories	7	3	...	4	...	...	2	...	...	...	...	...	...	...	...	...	...	...	...	2 (g)
32 Paint works	1	...	...	1	...	...	...	...	...	...	1	...	...	...	...	...	...	...	...	...
33 Oil mills	90	2	...	89 (h)	...	1	9	...	17	...	9	2	1	10	3	...	6	8	9	5 (i)
34 Cardboard factories	1	...	...	1	...	1	...	...	...	...	...	...	...	...	...	...	...	...	...	...
35 Soap factories	6	1	...	5	...	...	...	1	...	...	3	...	...	...	1	...	...	...	...	...
36 Lac factories	3	2 (j)	...	1	...	1	...	...	...	...	...	...	...	...	...	...	...	...	...	...
37 Chemical works	9	2	...	7	5	...	...	...	...	...	2	...	...	...	...	...	...	...	...	...
38 Perfumery works	1	...	...	1	...	...	...	...	...	...	1	...	...	...	...	...	...	...	...	...
39 Pencil factories	1	...	...	1	...	...	...	...	...	...	1	...	...	...	...	...	...	...	...	...
40 Stationery factories	3	1	...	2	1	...	1	...	...	...	...	...	...	...	...	...	...	...	...	...
41 Biscuit factories	2	...	...	2	1	...	...	...	...	...	1	...	...	...	...	...	...	...	...	...
42 Flour mills	18	...	...	18	1	...	6	...	...	...	3	...	1	4	...	...	1	...	1	1 (k)
43 Rice mills	21	...	...	21	...	...	4	...	...	...	5	7	...	...	2	...	...	1	...	2 (l)
44 Bakeries	1	1	...	...	...	...	...	...	...	...	...	...	...	...	...	...	...	...	...	...
45 Dairy farms	1	1	...	...	...	...	...	...	...	...	...	...	...	...	...	...	...	...	...	...
46 Breweries	1	1	...	...	...	...	...	...	...	...	...	...	...	...	...	...	...	...	...	...
47 Sugar factories	9	1	...	8	...	1	...	...	...	...	...	...	1	...	...	...	...	...	...	6 (m)
48 Water-works	5	4	...	1	...	...	...	...	...	...	...	...	...	1	...	...	...	...	...	...
49 Confectionery factories	4	4	...	...	...	...	...	...	...	...	...	...	...	...	...	...	...	...	...	...
50 Cigarette factories	6	1	...	4	...	...	1	...	...	...	1	...	...	...	2	...	...	...	...	...
51 Forage presses	4	2 (n)	...	2	...	...	...	...	...	...	1	...	...	...	...	...	...	...	...	1 (o)
52 Hosiery factories	1	1	...	...	...	...	...	...	...	...	...	...	...	...	...	...	...	...	...	...
53 Boot and shoe factories	6	...	3	3	...	...	...	...	...	...	1	...	...	...	2	...	...	...	...	...
54 Umbrella factories	14	...	...	14	...	8	2	...	...	...	2	...	...	...	...	1	...	...	...	6 (p)
55 Tailoring works	9	8	...	1	...	...	...	...	...	...	...	...	...	...	...	1	...	...	...	...
56 Furniture factories	14	4 (q)	1	9	...	...	2	...	...	...	...	2	...	...	...	1	1	1	...	2 (r)
57 Stones and marble works	5	5	...	...	...	...	...	...	...	...	...	...	...	...	...	...	...	...	...	...
58 Surki factories	19	2	...	17	1	1	4	...	...	...	9	1	...	...	...	...	...	...	...	1 (s)
59 Lime works and kiln	1	...	...	1	...	...	...	...	...	...	1	...	...	...	...	...	...	...	...	...
60 Railway workshops	4	4	...	...	...	...	...	...	...	...	...	...	...	...	...	...	...	...	...	...
61 Tramway workshops	2	2	...	...	...	...	...	...	...	...	...	...	...	...	...	...	...	...	...	...
62 Coach-building works	9	8	...	1	...	...	...	...	...	...	...	...	...	...	...	1	...	...	...	...
63 Motor-car works	7	7	...	...	...	...	...	...	...	...	...	...	...	...	...	...	...	...	...	...
64 Bicycle works	2	1	...	1	...	...	...	...	...	...	1	...	...	...	...	...	...	...	...	...
65 Dockyards and Port Commissioners' workshops	3	3	...	...	...	...	...	...	...	...	...	...	...	...	...	...	...	...	...	...
66 Dredging works	1	1	...	...	...	...	...	...	...	...	...	...	...	...	...	...	...	...	...	...
67 Telegraph works	1	1	...	...	...	...	...	...	...	...	...	...	...	...	...	...	...	...	...	...
68 Ice factories	3	3	...	...	...	...	...	...	...	...	...	...	...	...	...	...	...	...	...	...
69 Gas and electric light works	5	5	...	...	...	...	...	...	...	...	...	...	...	...	...	...	...	...	...	...
70 Printing presses	99	31	...	68	5	...	19	4	...	...	20	3	...	3	4	4	6	...	...	3 (t)
71 Jewellery workshops	10	3	...	7	...	1	...	...	...	1	...	...	...	...	...	...	...	...	...	5 (u)
72 Photo works	4	4	...	...	...	...	...	...	...	...	...	...	...	...	...	...	...	...	...	...
73 Scientific, optical, and musical Instrument workshops.	8	6	...	2	...	...	...	...	...	...	...	...	...	1	...	1	...	...	...	...
74 Clock and watch workshops	2	2	...	...	...	...	...	...	...	...	...	...	...	...	...	...	...	...	...	...
75 Book-binding workshops	3	...	...	3	...	...	...	...	...	...	...	...	...	...	3	...	...	...	...	...

(a) Parsi.
(b) Armenian.
(c) Includes 2 Chasadhobis and 1 Parsi.
(d) Do. 1 Armenian.
(e) Do. do.
(f) Do. 1 Chasadhobis and 1 Kumhar.
(g) Do. 1 Indian Christian and 1 Parsi.
(h) One concern returned 2 managers of different castes.
(i) Includes 2 Agarwalas, 2 Kahars and 1 Sunri.
(j) Do. 1 Armenian.
(k) Agarwalla.
(l) Includes 1 Kapali and 1 Mayra.
(m) Do. 1 Agarwala, 3 Mayras, 1 Napit and 1 Tambuli.
(n) Do. 1 Armenian.
(o) Rajput (Chhatri).
(p) Includes 1 Aguri, 1 Baiti, 1 Gandhabanik and 3 Oswals.
(q) Do. 1 Armenian.
(r) Sutradhars.
(s) Sutradhar.
(t) Includes 1 Arora, 1 Goala and 1 Indian Christian.
(u) Includes 1 Goala, 1 Lohana, 1 Parsi and 2 Sonars.

This content downloaded from 14.194.219.90 on Wed, 12 Jun 2024 09:45:45 +00:00
All use subject to https://about.jstor.org/terms

TABLE XVI.

OCCUPATIONS BY SELECTED CASTES, TRIBES OR RACES.

In this table statistics are given for selected castes and races in Calcutta (excluding the Suburbs), the occupations they pursue being arranged under 13 main heads corresponding to the sub-classes of the scheme of classification adopted in Table XVA. Columns 7 and 8 are intended to throw light on the extent to which traditional caste occupations are followed.

This content downloaded from
14.194.219.90 on Wed, 12 Jun 2024 09:45:45 +00:00
All use subject to https://about.jstor.org/terms

TABLE XVI.—Occupation by selected

Calcutta

Serial No.	Caste, Tribe or Race.	Traditional occupation.	Population dealt with.				Number of actual workers whose traditional caste occupation was returned as their		I.—Exploitation			
			Actual workers.		Dependants.		Principal means of livelihood.		Income from rent of land.		Cultivators of all kinds.	
			Male.	Female.	Male.	Female.	Male.	Female.	Male.	Female.	Male.	Female.
	1	2	3	4	5	6	7	8	9	10	11	12
1	Agarwala (Hindu) ...	Traders	5,123	165	1,717	3,734	4,011	62	16	10	9	...
2	Anglo-Indian (Christian)	Nil	4,046	1,507	2,874	5,750	...	...	16	24	...	...
3	Armenian (,,) ...	,, ...	231	68	249	267	...	...	7	2	...	...
4	Baidya (Hindu) ...	Physicians	2,377	128	2,727	3,186	501	3	180	38	5	1
	Brahman (,,) ..	Priests	48,270	3,456	19,877	27,698	6,116	311	1,518	237	203	...
	Chinese (Buddhist and Confucian).	Nil	1,776	26	267	342	...	...	1	...	...	...
7	Dhoba (Hindu)	Washermen	4,571	770	1,431	2,445	3,950	680	4	1	4	...
8	Dom (,,)	Basket-makers and scavengers.	2,381	759	810	1,540	1,490	562	...	2	3	...
9	European and allied races (Christian).	Nil	7,397	956	1,437	3,692	...	...	10	6	1	...
	English	,, ...	*4,914*	*603*	*995*	*2,703*	...	...	*7*	*6*	...	...
	Scotch	,, ...	*1,097*	*65*	*109*	*313*	...	...	...	*1*	*1*	...
10	Gandhabanik (Hindu) ...	Traders	2,701	964	1,582	2,497	1,817	69	40	17	1	2
11	Goala or Ahir (,,) ...	Herdsmen and milkmen.	17,649	2,153	2,760	3,994	4,138	410	73	37	190	2
12	Indian Christian	Nil	4,189	1,217	2,049	3,632	...	...	15	11	5	...
13	Jolaha (Muhammadan) ...	Weavers	4,302	376	963	1,504	189	1	3	...	3	...
14	Kaibartta, Chasi (Hindu) ...	Cultivators	12,099	4,531	2,815	4,475	887	93	204	37	*	*
15	Kamar (Hindu)	Blacksmiths	3,173	739	1,251	2,120	970	6	33	10	5	...
16	Kayasth (,,)	Writers	31,015	3,451	18,770	26,068	15,503	21	1,433	207	170	9
17	Khandait (,,)	Landholders	3,226	129	1,275	157	1,283	7	*	*	119	...
18	Kurmi (,,)	Cultivators	6,134	419	821	1,021	588	47	6	3	*	*
19	Napit (,,)	Barbers	6,150	1,046	1,645	2,722	3,109	270	15	31	26	3
20	Pathan (Muhammadan) ...	Nil	11,524	384	2,002	3,250	...	...	47	7	107	...
21	Rajput (Hindu)...	Military service ...	2,341	473	1,282	1,809	1,397	...	...	...	3	8
22	Sadgop (,,)	Cultivators	4,553	1,844	1,625	2,821	318	218	20	1	*	*
23	Saiyad (Muhammadan) ...	Nil	3,449	165	1,136	1,425	...	...	62	18	8	1
24	Sutradhar (Hindu) ...	Carpenters	2,193	278	942	2,103	1,900	13	13	8	2	...
25	Tanti and Tatwa (,,) ...	Weavers	6,709	2,251	3,863	6,901	485	7	111	64	21	2
26	Teli (,,) ...	Oil-pressers	8,696	1,247	2,332	3,866	603	22	129	30	31	3

RECORDED PRINCIPAL OCCUPA

Serial No.	Caste, Tribe or Race.	Traditional occupation.	IV.—Transport.				V.—Trade.		VI.—Public Force.			
			Owners, managers, ship's officers, etc.		Labourers, boatmen, carters, palki-bearers, etc.				Commissioned and gazetted officers.		Others.	
			Male.	Female.	Male.	Female.	Male.	Female.	Male.	Female.	Male.	Female.
			29	30	31	32	33	34	35	36	37	38
1	Agarwala (Hindu)	Traders	2	...	13	1	*	*	1	...	3	...
2	Anglo-Indian (Christian) ...	Nil	951	49	62	...	422	96	6	...	27	1
3	Armenian (,,) ...	,, ...	16	3	...	...	61	7	...	...	...	...
4	Baidya (Hindu) ...	Physicians	149	...	3	...	197	4	4	...	33	...
5	Brahman ,, ...	Priests	1,242	...	1,253	.	8,630	215	19	...	1,555	...
6	Chinese (Buddhist and Confucian).	Nil	...	...	55	...	223	2	...	...	...	...
7	Dhoba (Hindu)	Washermen	4	...	46	6	110	6	...	...	4	...
8	Dom (,,)	Basket-makers and scavengers.	...	...	133	5	59	20	...	...	9	...
9	European and allied races (Christian).	Nil	1,378	13	33	...	1,582	110	36	...	1,571	1
	English	,, ...	*772*	*5*	*15*	...	*867*	*78*	*29*	...	*1,440*	*1*
	Scotch	,, ...	*303*	*5*	*8*	...	*243*	*1*	*1*	...	*47*	...
10	Gandhabanik (Hindu) ...	Traders	26	...	10	...	*	*	1	...	2	...
11	Goala or Ahir (,,) ..	Herdsmen and milkmen.	51	2	3,037	2	1,407	152	5	...	215	...
12	Indian Christian	Nil	369	5	106	...	311	11	...	...	93	...
13	Jolaha (Muhammadan)	Weavers	18	...	582	9	401	43	...	...	2	...
14	Kaibartta, Chasi (Hindu) ...	Cultivators	74	...	2,274	9	2,920	508	...	...	3	...
15	Kamar (Hindu)	Blacksmiths	14	...	41	...	597	89	...	...	13	...
16	Kayasth (,,)	Writers	86*	2	492	9	5,363*	211*	364	...	87	...
17	Khandait (,,)	Landholders	1	...	468	...	916	13	...	...	1	...
18	Kurmi (,,)	Cultivators	5	...	779	8	844	81	13	...	54	...
19	Napit (,,)	Barbers	34	...	110	...	557	60	1	1	10	...
20	Pathan (Muhammadan) ...	Nil	117	2	2,240	6	1,862	44	1	...	870	2
21	Rajput (Hindu)	Military service ...	48	...	788	...	1,385	70	*	*	479*	...
22	Sadgop (,,)	Cultivators	97	...	93	...	1,651	93	...	...	10	...
23	Saiyad (Muhammadan) ...	Nil	30	...	398	...	808	16	...	...	132	...
24	Sutrudhar (Hindu) ...	Carpenters	17	...	16	...	274	51	...	...	4	...
25	Tanti and Tatwa (,,) ...	Weavers...	31	...	213	5	2,185	189	...	...	4	...
26	Teli (,,) ...	Oil-pressers	33	...	503	3	3,787	235	...	...	2	...

* Note.—The figures in column 9 onwards are exclusive of those in columns 7

This content downloaded from
14.194.219.90 on Wed, 12 Jun 2024 09:45:45 +00:00
All use subject to https://about.jstor.org/terms

CASTES, TRIBES OR RACES.

(excluding Suburbs).

RECORDED PRINCIPAL OCCUPATION OF ACTUAL WORKERS.

OF THE SURFACE OF THE SOIL.

Agents and managers of landed estates, planters, forest officers and their clerks, rent-collectors, etc.		Field-labourers, wood-cutters, etc.		Raisers of live-stock, milkmen and herdsmen.		Fishing and hunting.		II.—Extraction of minerals.				III.—Industries.				Serial No.
								Owners, managers, clerks, etc.		Labourers.		Owners, managers, clerks, etc.		Artisans and other workmen.		
Male.	Female.	Male.	Female.	Male.	Female.	Male.	Female.	Male.	Female.	Male.	Female.	Male.	Female.	Male.	Female.	
13	14	15	16	17	18	19	20	21	23	23	24	25	26	27	28	
3	...	...	...	...	...	...	...	...	...	...	...	2	...	80	6	1
3	1	...	...	...	1	...	...	5	...	...	...	243	58	101	46	2
...	...	...	...	...	...	...	...	5	...	...	...	10	1	11	5	3
27	...	...	1	...	...	...	...	...	...	...	...	13	...	63	2	4
472	...	13	...	14	...	...	...	13	...	...	...	176	1	1,685	70	5
...	...	...	...	...	...	...	...	...	...	...	...	...	...	1,389	16	6
2	...	23	...	...	...	1	...	...	...	7	...	*	*	165*	10*	7
5	...	...	...	...	...	...	...	...	...	...	2	...	...	276*	36*	8
29	...	...	...	3	...	...	...	22	...	3	...	329	30	160	47	9
18	...	...	...	*3*	...	...	...	*12*	...	*1*	...	*214*	*18*	*57*	*33*	
11	...	...	...	...	...	...	...	*5*	...	...	...	79	3	80	1	
5	...	1	...	...	...	...	...	4	...	...	...	5	...	162	5	10
22	...	120	2	*	*	...	...	...	...	34	...	12	...	1,795	44	11
3	...	...	...	2	1	1	...	2	...	...	...	96	...	391	34	12
7	...	20	...	3	...	5	...	...	...	61	...	4	...	1,024*	171*	13
31	...	30	...	5	1	3	...	1	...	1	...	98	...	2,847	187	14
3	...	2	2	...	...	...	...	...	...	...	...	4	...	900*	28*	15
20*	...	80	2	2	4	...	...	*	...	...	...	38*	...	2,250	49	16
3	...	...	...	24	2	...	...	...	...	...	...	...	...	1,709	10	17
5	...	...	...	...	...	...	...	...	...	9	...	...	...	1,187	55	18
5	...	7	...	...	...	2	...	...	...	...	...	4	...	647*	40*	19
4	...	3	5	1	...	3	...	...	...	95	...	3	1	1,979	60	20
33	...	8	...	10	2	1	...	1	...	9	1	2	...	816	18	21
39	...	...	...	4	...	...	...	...	...	...	...	12	...	831	30	22
6	...	6	...	1	...	...	...	...	...	6	...	1	...	717	9	23
2	...	2	...	...	2	...	...	...	...	...	...	2*	*	413*	19*	24
9	...	9	2	1	1	...	...	...	...	5	...	9*	*	1,490*	129*	25
28	...	5	1	5	...	...	...	...	...	2	...	16*	*	1,261*	69*	26

TION OF ACTUAL WORKERS—*concluded.*

VII.—Public Administration.				VIII.—Arts and Professions.						IX.—Persons living on their income.		X.—Domestic service.		XI.—Contractors, clerks, cashiers, etc., otherwise unspecified.		XII.—Labourers' unspecified.		XIII.—Beggars, prostitutes, criminals and inmates of jails and asylums.		Serial No.
Gazetted officers.		Others.		Religious.		Lawyers, doctors and teachers.		Others.												
Male.	Female.	Male.	Female.	Male.	Female.	Male.	Female.	Male.	Female.	Male.	Female.	Male.	Female.	Male.	Female.	Male.	Female.	Male.	Female.	
39	40	41	42	43	44	45	46	47	48	49	50	51	52	53	54	55	56	57	58	
...	...	21	...	7	...	8	...	7	...	59	10	297	37	383	1	190	4	11	34	1
105	...	431	23	14	25	179	203	202	224	280	203	37	42	679	137	5	...	271	374	2
5	...	*10*	2	*5*	*3*	*2d*	*8*	11	7	12	*18*	1	1	49	8	...	...	2	3	3
12	...	230	...	...	...	245*	*	29	1	89	18	27	30	503	3	14	2	13	25	4
64	...	2,758	2	1*	...	1,800	6	442	18	705	303	10,015	991	7,637	2	1,628	18	311	1,193	5
...	...	9	...	2	...	2	1	1	1	1	1	64	4	15	...	1	...	14	1	6
2	...	16	...	...	...	7	...	1	...	3	3	66	23	34	...	101	6	21	30	7
...	...	89	5	19	...	...	...	21	2	8	1	92	83	5	...	114	24	88	17	8
181	2	366	8	84	53	242	163	386	222	132	114	38	60	786	87	5	...	21	37	9
189	*2*	*374*	*8*	*40*	*30*	*142*	*93*	*378*	*145*	*76*	*77*	*2*	*39*	*531*	*55*	*1*	...	*10*	*15*	
87	...	*97*	...	*19*	*5*	*20*	*7*	*50*	*24*	*16*	*5*	*12*	*6*	*103*	*6*	...	...	*2*	*1*	
...	...	40	...	...	1	24	...	40	6	53	31	96	133	276	4	90	3	8	142	10
2	...	265	...	1	...	16	2	40	5	73	67	3,470	764	370	1	2,076	45	237	618	11
33	...	160	14	105	44	132	248	91	184	39	34	1,775	544	311	24	32	...	117	63	12
...	...	478	...	3	...	13	...	15	1	28	3	1 045	83	539	3	682	27	67	36	13
...	...	178	...	6	...	68	...	114	8	69	101	696	1,968	525	2	893	43	172	1,574	14
4	...	30	1	2	...	33	...	36	5	32	31	173	314	107	2	155	10	30	347	15
12	...	211*	...	6	1	1,059*	7*	191*	24*	713	193	1,742	1,259	133*	59*	749	36	318	1,333	16
...	...	62	...	...	...	5	...	11	...	5	3	925	56	90	2	2,535	2	70	34	17
...	...	114	...	5	2	2	...	29	1	23	7	1,004	153	34	...	1,351	24	83	38	18
...	...	199	1	7	...	30	...	20	...	24	32	846	333	233	...	309	21	45	254	19
2	...	202	...	42	...	58	1	50	16	249	23	1,866	98	321	10	679	15	223	91	20
4	...	335	...	10	...	24	...	33	2	38	25	2,509	144	602	...	567	15	189	184	21
3	...	150	...	1	...	95	...	48	2	56	84	500	739	494	75	106	17	35	586	22
1	...	82	...	42	...	73	...	32	3	53	19	479	44	230	...	173	3	109	52	23
...	...	37	...	...	...	5	...	22	...	22	15	33	85	257	1	62	...	12	84	24
...	...	178	...	...	...	55	...	58	1	139	70	464	940	322	9	858	46	62	774	25
1	...	184	...	2	...	44	...	56	1	151	58	365	435	459	1	957	27	72	362	26

nd 8; an asterisk is placed against the figures in the column affected by this arrangement.

This content downloaded from
14.194.219.90 on Wed, 12 Jun 2024 09:45:45 +00:00
All use subject to https://about.jstor.org/terms

This content downloaded from
14.194.219.90 on Wed, 12 Jun 2024 09:45:45 +00:00
All use subject to https://about.jstor.org/terms

TABLE XVII.

CHRISTIANS BY SECT AND RACE.

THIS table shows the denominations of Christians of all races. The classification, which is prescribed by the Census Commissioner for India, differs from that adopted in 1901, the principal changes being as follows:—

(1) Persons who returned themselves as Protestants without specifying any particular denomination and whose denomination could not be ascertained by means of subsequent enquiries were treated in that year as members of the Anglican Communion and are now classified under the head "Protestants (unsectarian or sect not specified)."

(2) Under this latter head also are shown persons who returned themselves as Dissenter, Nonconformist, Unsectarian or Undenominational. In 1901 the latter were classed under the head "Minor Denominations," which is now reserved for true sects or denominations.

Armenians have been classed in this table under the head "European and allied races." They are shown separately in Table XVIII, from which information regarding their numbers, etc., can be obtained. Under the orders of the Government of India, those formerly known as Eurasians are shown under the head "Anglo-Indians."

Details of the entries grouped together under the head "Minor Protestant Denominations" are given below:—

NAME OF DENOMINATION.	TOTAL.			EUROPEAN AND ALLIED RACES.		ANGLO-INDIANS.		INDIANS.	
	Persons.	Male.	Female.	Male.	Female.	Male.	Female.	Male.	Female.
1	2	3	4	5	6	7	8	9	10
Adventist	39	18	21	11	15	3	1	4	5
Catholic Apostolic ...	4	1	3	...	3	...	...	1	...
Church of Christ Mission ...	3	1	2	1	...	...	2	...	...
Church of God	6	3	3	2	...	...	3	...	...
Church of India	1	...	1	...	...	...	...	...	1
Disciple of Christ	3	...	3	...	...	...	1	...	2
Evangelical	33	5	28	5	3	...	1	...	24
Evangelic Union	5	1	4	...	...	1	...	...	4
Seventh Day Adventist ...	20	6	14	2	3	1	6	3	5
TOTAL ...	113	34	79	21	24	5	14	8	41

This content downloaded from
14.194.219.90 on Wed, 12 Jun 2024 09:45:45 +00:00
All use subject to https://about.jstor.org/terms

TABLE XVII—Territorial distribution of

Denominations.	Calcutta with suburbs.									Total returned.		
	Total returned.			Distribution by race.								
				Europeans and allied races.		Anglo-Indians.		Indians.				
	Total.	Male.	Female.	Male.	Female.	Male.	Female.	Male.	Female.	Total.	Male.	Female.
1	2	3	4	5	6	7	8	9	10	11	12	13
Total	*40,511*	*23,003*	*17,508*	*9,549*	*5,091*	*7,064*	*7,405*	*6,390*	*5,012*	*39,551*	*22,472*	*17,079*
Anglican Communion	15,934	9,375	6,559	5,308	2,778	2,428	2,462	1,639	1,319	15,636	9,200	6,436
Armenian	654	427	227	411	218	8	5	8	4	638	414	224
Baptist	2,566	1,345	1,221	153	109	122	130	1,064	1,007	2,521	1,309	1,212
Congregationalist	290	152	138	52	42	20	26	80	70	280	152	128
Greek	165	122	43	117	41	2	1	3	1	149	110	39
Lutheran	250	195	55	175	41	1	1	19	13	250	195	55
Methodist	1,412	702	710	241	117	111	168	350	425	1,302	614	688
Minor Protestant Denominations	113	34	79	21	24	5	14	8	41	113	34	79
Presbyterian	1,943	1,265	678	948	315	143	134	174	229	1,851	1,201	650
Protestants (unsectarian or sect not specified).	1,050	508	542	218	134	76	77	214	331	927	492	435
Quaker	2	2	...	2	...	...	...	...	...	2	2	...
Roman Catholic	15,920	8,750	7,170	1,617	1,269	4,140	4,383	2,793	1,525	15,692	8,633	7,059
Salvationist	1	1	...	1	...	...	...	...	...	1	1	...
Syrian	2	1	1	...	...	1	1	...	...	2	1	1
Sect not returned	82	37	45	13	3	...	1	24	41	73	30	43
Indefinite Beliefs	107	87	20	66	12	7	2	14	6	104	84	20

This content downloaded from
14.194.219.90 on Wed, 12 Jun 2024 09:45:45 +00:00
All use subject to https://about.jstor.org/terms

THE CHRISTIAN POPULATION BY SECT AND RACE.

CALCUTTA.						SUBURBS.								
DISTRIBUTION BY RACE.						TOTAL RETURNED.			DISTRIBUTION BY RACE.					
EUROPEANS AND ALLIED RACES.		ANGLO-INDIANS.		INDIANS.					EUROPEANS AND ALLIED RACES.		ANGLO-INDIANS.		INDIANS.	
Male.	Female.	Male.	Female.	Male.	Female.	Total.	Male.	Female.	Male.	Female.	Male.	Female.	Male.	Female.
14	15	16	17	18	19	20	21	22	23	24	25	26	27	28
9,314	*4,983*	*6,920*	*7,257*	*6,238*	*4,839*	*960*	*531*	*429*	*238*	*108*	*144*	*148*	*152*	*173*
3,210	2,727	2,377	2,414	1,613	1,295	298	175	123	99	51	51	48	26	24
398	215	8	5	6	4	16	13	3	13	3	...	...	...	...
155	102	120	129	1,034	981	65	36	29	4	2	2	1	30	26
52	42	20	26	50	70	...	...	...	...	...	...	...	...	...
105	37	2	1	3	1	16	12	4	12	4	...	...	...	...
175	41	1	1	19	13	...	...	...	...	...	...	...	...	...
227	112	104	103	283	413	110	88	22	14	5	7	5	67	12
21	24	5	14	8	41	...	...	...	...	...	...	...	...	...
888	293	143	132	170	225	92	64	28	60	22	...	2	4	4
210	126	75	75	207	234	123	16	107	8	8	1	2	7	97
2	...	...	...	...	...	...	...	...	...	...	...	...	...	...
1,795	1,249	4,057	4,293	2,781	1,517	228	117	111	22	13	83	90	12	8
1	...	...	...	...	...	...	...	...	...	...	...	...	...	...
...	...	1	1	...	...	...	...	...	...	...	...	...	...	...
12	3	...	1	18	39	9	7	2	1	...	...	...	6	
63	12	7	2	15	6	3	3	...	3	...	...	...	...	...

This content downloaded from
14.194.219.90 on Wed, 12 Jun 2024 09:45:45 +00:00
All use subject to https://about.jstor.org/terms



This content downloaded from
14.194.219.90 on Wed, 12 Jun 2024 09:45:45 +00:00
All use subject to https://about.jstor.org/terms

TABLE XVIII.

EUROPEANS, ARMENIANS AND ANGLO-INDIANS BY RACE AND AGE.

THIS table shows the distribution of Europeans, Armenians and Anglo-Indians by age, details being given for each ward of Calcutta, the Fort, the Port, Canals and each suburban municipality. An abstract of the table is given below:—

	AGE.	TOTAL.			EUROPEAN AND ALLIED RACES.						ARMENIANS.			ANGLO-INDIANS.		
					British subjects.			Others.								
		Total.	Male.	Female.	Total.	Male.	Female.	Total.	Male.	Female.	Total.	Male.	Female.	Total.	Male.	Female.
	1	2	3	4	5	6	7	8	9	10	11	12	13	14	15	16
CALCUTTA.	*All ages*	*28,474*	*16,234*	*12,240*	*12,080*	*7,890*	*4,190*	*1,402*	*944*	*458*	*815*	*480*	*335*	*14,177*	*6,920*	*7,257*
	0—12	5,877	2,960	2,917	1,621	873	748	142	65	77	125	60	65	3,989	1,962	2,027
	12—15	1,365	712	653	252	123	129	38	27	11	70	52	18	1,005	510	495
	15—30	9,508	5,659	3,849	4,330	3,023	1,307	531	387	144	256	176	80	4,391	2,073	2,318
	30—50	8,660	5,276	3,384	4,674	3,135	1,539	517	344	173	218	116	102	3,251	1,691	1,570
	50 and over.	3,064	1,627	1,437	1,203	736	467	174	121	53	146	76	70	1,541	694	847
SUBURBS.	*All ages*	*635*	*379*	*256*	*305*	*206*	*99*	*21*	*16*	*5*	*17*	*13*	*4*	*292*	*144*	*148*
	0—12	143	65	78	47	23	24	2	...	2	1	1	...	93	41	52
	12—15	22	11	11	7	6	1	...	...	...	...	...	...	15	5	10
	15—30	193	112	81	96	65	31	4	2	2	8	6	2	85	39	46
	30—50	245	169	76	140	101	39	15	14	1	7	5	2	83	49	34
	50 and over.	32	22	10	15	11	4	...	...	...	1	1	...	16	10	6

This content downloaded from 14.194.219.90 on Wed, 12 Jun 2024 09:45:45 +00:00
All use subject to https://about.jstor.org/terms

TABLE XVIII—Europeans, Armenians

Locality.	Total.			European and British								
				All ages.			0—12		12—15		15—30	
	Total.	Male.	Female.	Total.	Male.	Female.	Male.	Female.	Male.	Female.	Male.	Female.
1	2	3	4	5	6	7	8	9	10	11	12	13
CALCUTTA WITH SUBURBS ...	29,109	16,613	12,496	12,385	8,096	4,289	896	772	129	130	3,088	1,338
CALCUTTA	28,474	16,234	12,240	12,080	7,890	4,190	873	748	123	129	3,023	1,307
CALCUTTA MUNICIPAL AREA	25,837	13,827	12,010	9,723	5,715	4,008	815	697	118	127	1,663	1,244
Ward 1. Shampukur	2	2	.....	.....	.....	.....	.....	.....	.....	.....	.....	.....
,, 2. Kumartoli	16	5	11	3	1	2	.....	1	.....	.....	.....	1
,, 3. Bartala	18	9	9	4	1	3	1	1	.....	.....	.....	.....
,, 4. Sukea Street	187	143	44	58	43	15	.....	.....	.....	.....	5	4
,, 5. Jorabagan	48	24	24	31	17	14	.....	1	.....	1	5	4
,, 6. Jorasanko	3	.....	3	3	.....	3	.....	.....	.....	.....	.....	.....
,, 7. Barabazar	429	382	47	146	120	26	10	4	1	...	57	8
,, 8. Kalutola	1,760	879	881	158	90	68	11	9	2	2	41	19
,, 9. Muchipara	1,000	546	454	256	152	104	35	27	3	2	38	33
,, 10. Bowbazar	3,752	1,932	1,820	578	335	243	55	49	9	19	100	87
,, 11. Paddapukur	1,642	803	839	339	190	149	30	27	8	7	50	47
,, 12. Waterloo Street	1,332	865	467	952	645	307	80	50	11	7	181	97
,, 13. Fenwick Bazar	2,635	1,302	1,273	1,083	621	462	83	66	8	13	190	142
,, 14 Taltola	2,494	1,318	1,176	568	298	270	48	53	11	13	79	75
,, 15. Collinga	2,240	1,193	1,047	1,096	593	503	104	90	22	12	170	147
,, 16. Park Street	1,405	865	540	1,059	658	401	62	61	1	10	169	127
,, 17. Baman Bustee (Victoria Terrace)	1,043	646	397	723	460	263	61	37	24	9	130	82
,, 18. Hastings	425	231	194	307	180	127	21	21	2	2	50	46
,, 19. Entally	1,662	645	1,017	280	137	143	19	35	4	3	43	33
,, 20. Beniapukur	583	269	314	174	82	92	13	14	5	7	17	24
,, 21. Ballygunge-Tollygunge	813	349	264	402	249	153	26	30	2	3	74	45
,, 22. Bhawanipore	981	554	427	628	374	254	36	28	2	3	147	104
,, 23. Alipore	328	177	151	275	156	119	22	20	.....	.....	46	37
,, 24. Ekbalpore	692	330	362	317	152	165	62	38	2	10	25	46
,, 25. Watganj	547	298	249	283	161	122	27	29	1	4	36	36
FORT WILLIAM AND MAIDAN... ...	1,506	1,316	190	1,455	1,294	161	53	49	4	2	1,039	55
PORT	1,131	1,091	40	902	881	21	6	2	1	.....	338	8
CANALS	.....	.....	.....	.....	.....	.....	.....	.....	.....	.....	.....	.....
SUBURBS	635	379	256	305	206	99	23	24	6	1	65	31
Cossipur-Chitpur	436	237	199	173	109	64	19	15	5	1	29	17
Manicktollah	67	45	22	28	19	9	2	2	1	.....	8	2
Garden Reach	132	97	35	104	78	26	2	7	.....	.....	28	12

This content downloaded from
14.194.219.90 on Wed, 12 Jun 2024 09:45:45 +00:00
All use subject to https://about.jstor.org/terms

AND ANGLO-INDIANS BY RACE AND AGE.

ALLIED RACES.

SUBJECTS.				OTHERS.													
30—50		50 and over.		All ages.			0—12		12—15		15—30		30—50		50 and over.		
Male.	Female.	Male.	Female.	Total.	Male.	Female.	Male.	Female.	Male.	Female.	Male.	Female.	Male.	Female.	Male.	Female.	
14	15	16	17	18	19	20	21	22	23	24	25	26	27	28	29	30	
3,236	*1,578*	*747*	*471*	*1,423*	*960*	*463*	*65*	*79*	*27*	*11*	*389*	*146*	*358*	*174*	*121*	*53*	
3,135	*1,539*	*736*	*467*	*1,402*	*944*	*458*	*65*	*77*	*27*	*11*	*387*	*144*	*344*	*173*	*121*	*53*	
2,476	*1,476*	*664*	*464*	*1,255*	*804*	*451*	*63*	*77*	*24*	*11*	*283*	*140*	*343*	*171*	*121*	*52*	
.....	.....	.....	.....	.....	.....	.....	.....	.....	.....	.....	.....	.....	.....	.....	.....	.....	
1	.....	.....	.....	5	2	3	.....	2	.....	.....	.....	.....	1	1	1	.....	
.....	2	.....	.....	3	3	.....	.....	.....	.....	.....	1	.....	2	.....	.....	.....	
18	9	20	2	4	2	2	.....	.....	.....	.....	.....	.....	1	2	1	.....	
8	3	4	5	1	1	.....	.....	.....	.....	.....	.....	.....	1	.....	.....	.....	
.....	2	.....	1	.....	.....	.....	.....	.....	.....	.....	.....	.....	.....	.....	.....	.....	
48	12	4	2	19	16	3	.....	1	.....	.....	2	2	9	.....	5	.....	
27	29	9	9	61	36	15	4	2	3	.....	12	9	12	3	5	1	
56	32	20	10	10	10	.....	.....	.....	.....	.....	.....	.....	7	.....	3	.....	
132	62	39	26	125	97	28	2	4	1	1	32	8	48	15	14	5	
71	55	22	13	111	59	52	14	14	6	5	17	16	16	12	6	5	
303	126	70	27	155	117	38	6	7	1	.....	46	14	48	13	16	4	
261	177	79	64	191	114	77	11	12	2	1	31	14	56	38	14	12	
119	80	41	49	95	51	44	1	1	5	.....	23	21	13	14	3	8	
219	182	78	72	97	69	28	2	2	2	.....	24	12	29	10	13	4	
350	163	76	40	99	44	55	6	14	.....	3	6	12	24	20	8	6	
185	106	60	29	89	57	32	6	3	.....	1	21	10	22	17	8	1	
91	40	16	18	12	7	5	1	.....	.....	.....	2	1	2	3	2	1	
50	50	21	22	33	21	12	3	2	2	.....	5	4	8	4	3	2	
34	32	13	15	5	3	2	.....	.....	.....	.....	2	1	.....	1	1	.....	
133	67	14	8	54	30	24	2	9	2	.....	4	7	30	7	2	1	
162	101	27	18	50	33	17	.....	2	.....	.....	14	9	16	6	3	.....	
74	50	14	6	16	12	4	1	.....	.....	.....	4	3	1	1	6	.....	
53	52	10	19	9	5	4	2	.....	.....	.....	1	1	1	1	1	2	
80	44	17	9	21	15	6	2	2	.....	.....	6	1	6	3	1	...	
300	*53*	*6*	*2*	*2*	*1*	1	.....	.....	.....	.....	.....	.....	*1*	*1*	...	.....	
460	*10*	*76*	*1*	*145*	*139*	*6*	*2*	.....	*2*	.....	*134*	*4*	.....	*1*	.....	*1*	
.....	.....	.....	.....	.....	.....	.....	.....	.....	.....	.....	.....	.....	.....	.....	.....	.....	
101	*39*	*11*	*4*	*21*	*16*	*5*	.....	*2*	.....	.....	*2*	*2*	*14*	*1*	.....	.....	
49	28	7	3	15	10	5	.....	2	.....	.....	1	2	9	1	.....	.....	
7	5	1	.....	.....	.....	.....	.....	.....	.....	.....	.....	.....	.....	.....	.....	.....	
45	6	3	1	6	6	.....	.....	.....	.....	.....	1	.....	5	.....	.....	.....	

This content downloaded from
14.194.219.90 on Wed, 12 Jun 2024 09:45:45 +00:00
All use subject to https://about.jstor.org/terms

TABLE XVIII—EUROPEANS, ARMENIANS

ARMENIANS.

LOCALITY.	All ages.			0—12		12—15		15—30		30—50		50 and over.	
	Total.	Male.	Female.	Male.	Female.	Male.	Female.	Male.	Female.	Male.	Female.	Male.	Female.
	31	32	33	34	35	36	37	38	39	40	41	42	43
CALCUTTA WITH SUBURBS ...	832	493	339	61	65	52	18	189	82	121	104	77	70
CALCUTTA	815	480	335	60	65	52	18	176	80	116	103	76	70
CALCUTTA MUNICIPAL AREA ...	809	478	331	60	65	52	18	175	79	115	100	76	69
Ward 1 Shampukur	.....	.....	.....	.....	.....	.....	.....	.....	.....	.....	.....	.....	.....
„ 2. Kumartoli	.....	.....	.....	.....	.....	.....	.....	.....	.....	.....	.....	.....	.....
„ 3. Bartala	.....	.....	.....	.....	.....	.....	.....	.....	.....	.....	.....	.....	.....
„ 4. Sukea Street	.....	.....	.....	.....	.....	.....	.....	.....	.....	.....	.....	.....	.....
„ 5. Jorabagan	.....	.....	.....	.....	.....	.....	.....	.....	.....	.....	.....	.....	.....
„ 6. Jorasanko	.....	.....	.....	.....	.....	.....	.....	.....	.....	.....	.....	.....	.....
„ 7. Barabazar	16	10	6	.....	1	1	.....	4	2	2	2	3	1
„ 8. Kalutola	21	13	8	.....	.....	1	...	4	2	4	2	4	4
„ 9. Muchipara	.....	.....	.....	.....	.....	.....	.....	.....	.....	.....	.....	.....	.....
„ 10. Bowbazar	62	27	35	5	8	3	3	9	16	6	5	4	3
„ 11. Paddapukur	2	1	1	.....	.....	.....	.....	.....	.....	1	1	.....	.....
„ 12. Waterloo Street	24	14	10	1	2	1	.....	3	3	6	4	3	1
„ 13. Fenwick Bazar	90	33	57	4	13	.....	4	6	13	14	19	9	8
„ 14. Taltola	71	51	20	7	2	3	.....	16	4	14	7	11	7
„ 15. Collinka	143	82	61	14	8	2	4	32	10	23	23	11	16
„ 16. Park Street	147	127	20	16	4	36	...	59	5	11	6	5	5
„ 17. Baman Bustee (Victoria Terrace).	57	36	21	7	8	4	4	17	...	4	4	4	5
„ 18. Hastings	.....	.....	.....	.....	.....	.....	.....	.....	.....	.....	.....	.....	.....
„ 19. Entally	16	10	6	1	1	...	2	3	....	2	2	4	1
„ 20. Beniapukur	24	10	14	1	6	.....	.....	2	4	4	3	3	1
„ 21. Ballygunge-Tollygunge ...	75	30	43	3	3	.....	.....	6	15	14	13	7	12
„ 22. Bhawanipore	60	31	29	1	9	1	1	13	5	8	9	8	5
„ 23. Alipore	.....	.....	.....	.....	.....	.....	.....	.....	.....	.....	.....	.....	.....
„ 24. Ekbalpore	.....	.....	.....	.....	.....	.....	.....	.....	.....	.....	.....	.....	.....
„ 25. Watgani	3	3	.....	.....	.....	.....	.....	1	.....	2	.....	.....	.....
FORT WILLIAM AND MAIDAN	.....	.....	.....	.....	.....	.....	.....	.....	.....	.....	.....	.....	.....
PORT	6	2	4	.....	.....	.....	.....	1	1	1	2	.....	1
CANALS	.....	.....	.....	.....	.....	.....	.....	.....	.....	.....	.....	.....	.....
SUBURBS	17	13	4	1	.....	.....	.....	6	2	5	2	1	.....
Cossipur-Chitpur	8	7	1	.....	.....	.....	.....	5	1	2	.....	.....	.....
Manicktollah	9	6	3	1	.....	.....	.....	1	1	3	2	1	.....
Garden Reach	.....	.....	.....	.....	.....	.....	.....	.....	.....	.....	.....	.....	.....

This content downloaded from
14.194.219.90 on Wed, 12 Jun 2024 09:45:45 +00:00
All use subject to https://about.jstor.org/terms

AND ANGLO-INDIANS BY RACE AND AGE—*concluded.*

ANGLO-INDIANS.

All ages.			0—12		12—15		15—30		30—50		50 and over.	
Total.	Male.	Female.	Male.	Female.	Male.	Female.	Male.	Female.	Male.	Female.	Male.	Female.
44	45	46	47	48	49	50	51	52	53	54	55	56
14,469	*7,064*	*7,405*	*2,003*	*2,079*	*515*	*505*	*2,112*	*2,364*	*1,730*	*1,604*	*704*	*853*
14,177	*6,920*	*7,257*	*1,962*	*2,027*	*510*	*495*	*2,073*	*2,318*	*1,681*	*1,570*	*694*	*847*
14,050	*6,830*	*7,220*	*1,953*	*2,016*	*509*	*494*	*2,022*	*2,299*	*1,658*	*1,566*	*688*	*841*
2	2	.....	.....	.....	.....	.....	1	.....	1	.....	.....	.....
8	2	6	1	2	.....	.....	.....	2	1	2	.....	.....
11	5	6	.....	.....	2	1	2	3	.....	2	1	.....
125	98	27	6	10	.....	.....	15	6	37	7	40	4
16	6	10	.....	2	.....	1	2	3	3	1	1	3
.....	.....	.....	.....	.....	.....	.....	.....	.....	.....	.....	.....	.....
248	236	12	90	2	98	.....	41	6	3	3	4	1
1,530	740	790	227	201	39	51	252	276	156	149	66	113
734	384	350	136	98	24	10	69	112	109	113	26	17
2,987	1,473	1,514	375	434	89	88	504	520	360	289	145	183
1,190	553	637	161	166	27	38	174	201	144	142	47	90
201	89	112	23	16	4	4	27	52	30	25	6	15
1,271	594	677	182	210	78	64	148	202	127	126	59	75
1,760	918	842	253	192	54	35	287	282	233	217	91	116
904	449	455	105	95	31	23	146	164	126	111	41	63
100	36	64	11	17	1	5	6	15	11	21	7	6
174	93	81	17	19	15	18	22	19	2	13	37	12
106	44	62	6	10	1	1	19	20	17	24	1	7
1,333	477	856	131	377	27	108	138	179	124	146	57	46
380	174	206	62	76	11	26	37	52	52	43	12	9
84	40	44	8	6	2	2	10	14	9	14	11	8
243	116	127	35	23	1	7	37	44	30	32	13	21
37	9	28	2	2	.....	.....	1	4	6	5	.....	17
386	173	193	94	25	3	10	32	77	30	55	14	26
240	119	121	28	33	2	3	32	46	48	26	9	13
49	21	28	7	10	1	1	8	14	5	2	.....	1
78	69	9	2	1	.....	.....	43	5	18	2	6	1
.....	.....	.....	.....	.....	.....	.....	.....	.....	.....	.....	.....	.....
292	144	148	41	52	5	10	39	46	49	34	10	6
240	111	129	33	50	4	10	31	37	37	28	6	4
30	20	10	8	2	1	.....	2	2	7	4	2	2
22	13	9	.....	.....	.....	.....	6	7	5	2	2	.....

This content downloaded from
14.194.219.90 on Wed, 12 Jun 2024 09:45:45 +00:00
All use subject to https://about.jstor.org/terms



This content downloaded from
14.194.219.90 on Wed, 12 Jun 2024 09:45:45 +00:00
All use subject to https://about.jstor.org/terms

SPECIAL TABLE

POPULATION OF CIRCLES BY SEX AND RELIGION.

WARD No. 1. SHAMPUKUR.

SERIAL NUMBER OF CIRCLE.	POPULATION.			HINDU.		MUHAMMADAN.		BUDDHIST.		CHRISTIAN.		OTHERS.	
	Total.	Male.	Female.	Male.	Female.	Male.	Female.	Male.	Female.	Male.	Female.	Male.	Female.
1	2	3	4	5	6	7	8	9	10	11	12	13	14
TOTAL	*53,036*	*32,438*	*20,598*	*28,224*	*18,539*	*4,151*	*1,984*	*3*	.....	*14*	*12*	*46*	*63*
1	1,585	989	596	961	589	24	2	.....	.....	4	5	.....	.....
2	1,614	950	664	929	664	21	.....	.....	.....	.....	.....	.....	.....
3	991	590	401	570	400	20	1	.....	.....	.....	.....	.....	.....
4	769	501	268	399	231	100	37	.....	.....	.....	.....	2	.....
5	1,917	1,091	826	1,020	805	50	3	.....	.....	.....	2	21	16
6	983	545	438	541	438	4	.....	.....	.....	.....	.....	.....	.....
7	2,082	1,168	914	1,075	865	91	31	.....	.....	.....	.....	.....	.....
8	1,163	701	462	691	459	9	.....	.....	.....	.....	.....	1	3
9	1,715	1,130	585	816	413	312	172	.....	.....	.....	.....	.....	.....
10	1,659	1,053	606	1,027	603	26	3	.....	.....	.....	.....	.....	.....
11	1,599	920	679	911	679	9	.....	.....	.....	.....	.....	.....	.....
12	1,574	849	725	833	725	16	.....	.....	.....	.....	.....	.....	.....
13	2,410	1,574	836	1,409	787	174	49	.....	.....	.....	.....	.....	.....
14	1,803	1,044	759	963	710	73	44	.....	.....	.....	.....	2	5
15	1,954	1,080	874	1,066	874	16	.....	.....	.....	.....	.....	.....	.....
16	1,414	871	543	815	542	56	1	.....	.....	.....	.....	.....	.....
17	2,584	1,670	914	1,240	713	430	201	.....	.....	.....	.....	.....	.....
18	1,147	641	506	617	506	23	.....	.....	.....	.....	.....	1	.....
19	1,642	938	704	916	704	22	.....	.....	.....	.....	.....	.....	.....
20	1,791	1,052	739	1,039	739	13	.....	.....	.....	.....	.....	.....	.....
21	1,608	955	653	852	646	95	6	3	.....	5	1	.....	.....
22	1,444	861	583	835	580	25	3	.....	.....	1	1	1	.....
23	1,837	1,123	714	1,065	701	57	12	.....	.....	1	1	.....	.....
24	2,768	2,005	763	1,551	576	449	182	.....	.....	.....	.....	5	25
25	1,749	1,014	735	881	637	129	96	.....	.....	.....	.....	4	12
26	1,692	1,066	626	1,015	615	48	12	.....	.....	.....	.....	3	1
27	1,662	1,118	444	570	174	544	267	.....	.....	4	3	.....	.....
1. F. A.* 1	2,432	1,460	972	1,311	895	148	77	.....	.....	.....	.....	6	.....
,, 2	3,749	2,159	1,590	1,982	792	1,077	797	.....	.....	.....	.....	.....	1
,, 3	1,919	1,322	597	1,235	589	89	8	.....	.....	.....	.....	.....	.....
,, 4													

WARD No. 2. KUMARTOLI.

TOTAL	*33,073*	*21,134*	*11,939*	*20,056*	*11,785*	*1,063*	*136*	.....	.....	*5*	*13*	*10*	*6*
1	998	624	372	611	372	13	.....	.....	.....	.....	.....	.....	.....
2	2,167	1,312	855	1,257	844	55	11	.....	.....	.....	.....	.....	.....
3	2,331	1,693	638	1,644	634	49	4	.....	.....	.....	.....	.....	.....
4	1,776	1,140	636	1,105	634	35	.....	.....	.....	.....	.....	.....	.....
5	1,912	1,242	670	1,129	668	112	2	.....	.....	.....	.....	5	2
6	956	698	258	666	258	34	.....	.....	.....	.....	.....	1	2
7	1,623	1,146	477	1,053	471	93	6	.....	.....	.....	.....	.....	.....
8	1,488	1,068	420	1,027	419	39	1	.....	.....	.....	.....	.....	.....
9	2,791	1,758	1,033	1,589	974	169	59	.....	.....	.....	.....	.....	.....
10	1,875	1,115	760	1,090	760	25	.....	.....	.....	.....	.....	.....	.....
11	2,167	1,257	910	1,232	910	25	.....	.....	.....	.....	.....	.....	.....
12	1,928	1,045	883	1,041	883	4	.....	.....	.....	.....	.....	.....	.....
13	2,784	1,620	1,164	1,539	1,127	77	11	.....	.....	.....	.....	.....	.....
14	742	389	353	357	341	32	12	.....	.....	.....	.....	.....	.....
15	2,034	1,382	652	1,301	648	79	1	.....	.....	2	3	.....	.....
16	416	352	63	345	61	7	2	.....	.....	.....	.....	.....	.....
17	1,491	1,110	381	1,041	356	69	25	.....	.....	.....	.....	.....	.....
18	1,042	679	363	625	351	50	3	.....	.....	3	9	1	.....
19	1,260	717	543	632	534	85	9	.....	.....	.....	.....	3	2
20	1,309	765	544	744	542	18	.....	.....	.....	.....	.....	.....	.....
Homeless poor	18	18	.....	18	.....	.....	.....	.....	.....	.....	.....	.....	.....

WARD No. 3. BARTALA.

TOTAL	*54,610*	*32,787*	*21,823*	*27,953*	*18,906*	*4,369*	*3,486*	*21*	.....	*113*	*99*	*61*	*32*
1	1,767	960	807	901	807	56	.....	.....	.....	1	.....	2	.....
2	1,906	1,169	737	1,043	651	127	86	.....	.....	.....	.....	.....	.....
3	1,167	693	474	609	438	72	33	.....	.....	12	3	.....	.....
4	1,304	724	580	612	466	113	114	.....	.....	.....	.....	.....	.....
5	1,413	670	743	642	741	28	2	.....	.....	.....	.....	.....	.....
6	1,866	1,053	813	928	773	125	40	.....	.....	.....	.....	.....	.....
7	2,180	1,326	854	1,201	799	125	55	.....	.....	.....	.....	.....	.....
8	1,415	871	544	819	520	51	23	.....	.....	.....	.....	1	3
9	1,886	1,245	641	1,205	634	40	17	.....	.....	.....	.....	.....	.....
10	2,495	1,463	1,032	1,291	983	172	50	.....	.....	.....	.....	.....	.....
11	1,705	974	731	948	719	20	5	.....	.....	2	2	4	5
12	1,418	755	663	744	663	11	.....	.....	.....	.....	.....	.....	.....
13	1,831	1,107	724	965	702	142	22	.....	.....	.....	.....	.....	.....
14	1,713	972	741	931	729	37	5	1	.....	1	5	2	3
15	1,494	902	592	837	574	59	7	.....	.....	.....	1	6	10
16	929	542	387	510	378	19	.....	.....	.....	9	8	4	1
17	2,240	1,373	867	1,311	853	30	.....	.....	.....	30	28	2	.....
18	1,508	917	591	790	509	111	70	.....	.....	5	5	11	7
19	1,093	694	399	639	391	55	8	.....	.....	.....	.....	.....	.....
20	1,689	1,181	508	1,003	401	116	43	.....	.....	2	4	.....	.....
21	1,341	967	374	761	303	206	71	.....	.....	.....	.....	.....	.....
22	1,659	1,248	711	1,045	638	202	73	.....	.....	1	.....	.....	.....
23	1,685	1,130	535	977	392	153	43	.....	.....	.....	.....	.....	.....
24	1,432	811	621	803	621	8	.....	.....	.....	.....	.....	.....	.....
25	1,502	851	651	709	551	110	86	.....	.....	24	9	8	5
3. F. A.* 1	1,577	1,110	467	1,047	446	63	21	.....	.....	.....	.....	.....	.....
,, 2	1,744	1,019	725	1,003	725	5	.....	.....	.....	.....	.....	11	.....
,, 3	2,301	1,485	816	1,452	815	33	1	.....	.....	.....	.....	.....	.....
,, 4	3,766	2,201	1,565	742	245	1,453	1,320	.....	.....	1	.....	.....	.....
,, 5	4,304	2,374	1,930	726	504	1,623	1,392	.....	.....	25	34	.....	.....

* F. A. indicates Fringe Area.

This content downloaded from
14.194.219.90 on Wed, 12 Jun 2024 09:45:45 +00:00
All use subject to https://about.jstor.org/terms

Ward No. 4. SUKEA STREET.

Serial Number of Circle.	Population.			Hindu.		Muhammadan.		Buddhist.		Christian.		Others.	
	Total.	Male.	Female.	Male.	Female.	Male.	Female.	Male.	Female.	Male.	Female.	Male.	Female.
1	2	3	4	5	6	7	8	9	10	11	12	13	14
TOTAL	48,112	29,645	18,467	22,547	14,363	6,627	3,619	2	1	203	312	206	172
1	978	460	518	411	338	17	.....	.....	.....	26	180	6	2
2	1,212	740	472	709	467	25	.....	.....	.....	.....	.....	6	5
3	1,639	1,018	621	903	585	96	19	.....	.....	19	17	.....	.....
4	1,508	847	662	807	633	23	1	.....	.....	17	28	.....	.....
5	1,760	1,111	649	1,021	618	46	.....	.....	.....	21	12	23	25
6	2,234	1,294	950	1,247	940	37	.....	.....	.....	6	6	4	4
7	2,021	1,260	761	1,194	740	57	13	.....	.....	1	1	8	7
8	1,743	1,035	708	959	668	58	41	.....	.....	.....	.....	18	7
9	2,776	1,958	818	1,216	570	582	210	.....	.....	141	31	19	7
10	2,240	1,355	885	1,317	859	14	1	.....	.....	3	4	21	21
11	2,055	1,253	802	1,186	776	34	.....	.....	.....	3	4	30	22
12	852	496	356	492	356	4	.....	.....	.....	.....	.....	.....	.....
13	1,676	998	682	946	666	34	7	.....	.....	1	.....	13	9
14	1,406	864	542	676	417	182	119	.....	.....	.....	.....	6	6
15	1,985	1,170	795	1,007	760	76	24	.....	.....	.....	.....	27	11
16	1,758	1,136	622	1,044	603	80	7	.....	.....	7	3	5	9
17	3,798	2,485	1,313	1,679	825	788	473	.....	.....	10	8	8	7
18	2,841	1,812	1,029	1,136	715	667	310	2	1	.....	.....	7	3
4 P. A. 1	3,380	1,986	1,374	1,324	865	656	505	.....	.....	3	2	3	2
,, 2	2,645	1,501	1,144	1,343	1,022	158	94	.....	.....	3	3	.....	25
,, 3	3,693	2,193	1,500	945	574	1,241	613	.....	.....	5	13	2	.....
,, 4	4,041	2,677	1,364	925	482	1,752	882	.....	.....	.....	.....	.....	.....

Ward No. 5. JORABAGAN.

TOTAL	59,114	36,155	15,959	33,893	15,656	1,818	123	.....	.....	30	33	414	247
1	2,666	2,339	317	2,186	301	151	6	.....	.....	.....	6	2	4
2	841	796	45	630	22	142	.....	.....	.....	24	23	.....	.....
3	2,155	1,734	421	1,684	421	48	.....	.....	.....	.....	.....	2	.....
4	3,211	2,871	340	2,083	789	194	42	.....	.....	.....	.....	94	9
5	3,489	2,332	1,157	2,254	1,132	55	11	.....	.....	.....	.....	23	14
6	902	820	82	799	81	7	.....	.....	.....	.....	.....	14	1
7	1,191	817	374	739	357	56	.....	.....	.....	.....	.....	22	17
8	2,124	1,300	824	1,178	775	70	10	.....	.....	.....	.....	52	39
9	1,555	1,172	383	1,075	374	91	2	.....	.....	.....	.....	6	7
10	1,213	897	316	851	346	16	1	.....	.....	.....	.....	30	33
11	1,720	1,527	193	1,479	192	48	1	.....	.....	.....	.....	.....	.....
12	1,481	1,115	366	1,075	364	40	2	.....	.....	.....	.....	.....	.....
13	1,226	910	316	888	315	22	1	.....	.....	.....	.....	.....	.....
14	2,522	1,784	738	1,702	730	82	8	.....	.....	.....	.....	.....	.....
15	2,219	1,566	653	1,491	641	127	6	.....	.....	5	3	3	3
16	1,799	1,243	556	1,190	556	53	.....	.....	.....	.....	.....	.....	.....
17	1,250	881	369	880	369	1	.....	.....	.....	.....	.....	.....	.....
18	888	536	352	536	352	16	.....	.....	.....	.....	.....	.....	.....
19	1,548	901	647	850	642	42	.....	.....	.....	.....	.....	9	3
20	940	685	255	669	255	16	.....	.....	.....	.....	.....	.....	.....
21	935	567	368	529	368	38	.....	.....	.....	.....	.....	.....	.....
22	1,436	884	552	844	552	24	.....	.....	.....	.....	.....	.....	.....
23	1,087	721	366	692	366	29	.....	.....	.....	.....	.....	.....	.....
24	1,881	1,139	742	1,124	740	12	.....	.....	.....	.....	.....	3	2
25	1,712	979	733	849	703	103	3	.....	.....	.....	.....	27	27
26	1,090	693	397	657	395	15	.....	.....	.....	1	1	20	11
27	830	483	347	465	342	18	5	.....	.....	.....	.....	.....	.....
28	1,579	966	613	891	608	70	.....	.....	.....	.....	.....	5	5
29	1,598	989	609	958	599	18	.....	.....	.....	.....	.....	13	10
30	2,515	1,439	1,076	1,408	1,060	16	1	.....	.....	.....	.....	15	15
31	991	591	400	523	382	31	.....	.....	.....	.....	.....	37	18
32	1,281	794	487	609	435	148	23	.....	.....	.....	.....	37	29
Houseless poor	187	184	3	162	2	22	1	.....	.....	.....	.....	.....	.....

Ward No. 6. JORASANKO.

TOTAL	59,341	37,707	21,634	30,833	18,937	6,597	2,599	1	.....	59	137	224	231
1	1,864	970	894	913	675	36	.....	.....	.....	21	19	.....	.....
2	2,440	1,485	955	1,345	887	139	68	.....	.....	.....	1	.....	.....
3	2,461	1,369	1,092	1,321	1,092	47	.....	.....	.....	1	.....	.....	.....
4	1,323	790	533	757	518	28	14	.....	.....	3	1	2	.....
5	2,178	1,322	856	1,294	852	26	.....	1	.....	.....	.....	1	4
6	2,501	1,426	1,075	1,405	1,072	18	.....	.....	.....	3	3	.....	.....
7	2,139	1,218	921	1,185	921	33	.....	.....	.....	.....	.....	.....	.....
8	1,512	887	625	867	625	20	.....	.....	.....	.....	.....	.....	.....
9	1,620	767	763	722	613	44	1	.....	.....	1	95	.....	44
10	1,952	1,228	724	1,182	718	37	1	.....	.....	4	2	5	3
11	2,076	1,196	880	1,172	877	22	.....	.....	.....	.....	.....	2	3
12	1,665	940	725	933	725	7	.....	.....	.....	.....	.....	.....	.....
13	2,423	1,601	822	1,530	814	68	4	.....	.....	.....	.....	3	4
14	1,945	1,095	850	1,043	849	52	1	.....	.....	.....	.....	.....	.....
15	3,998	2,672	1,326	2,468	1,320	202	6	.....	.....	1	.....	1	.....
16	2,403	1,570	833	1,189	791	381	103	.....	.....	.....	.....	.....	.....
17	3,324	2,254	1,070	653	325	1,537	714	.....	.....	3	3	82	58
18	3,537	2,195	1,342	2,019	1,234	160	98	.....	.....	.....	.....	16	10
19	2,388	1,445	943	1,537	936	78	.....	.....	.....	.....	.....	10	7
20	1,504	929	575	869	566	42	1	.....	.....	5	4	13	4
21	1,789	1,124	665	984	561	38	4	.....	.....	8	7	94	93
22	1,695	1,132	563	1,117	560	11	.....	.....	.....	.....	.....	4	3
23	3,755	2,733	1,022	1,676	536	1,026	464	.....	.....	.....	.....	31	23
24	3,742	2,841	901	1,595	442	1,235	450	.....	.....	2	3	9	6
25	3,593	2,505	1,088	1,202	488	1,303	602	.....	.....	.....	.....	.....	.....
Homeless poor	14	13	1	6	1	7	.....	.....	.....	.....	.....	.....	.....

This content downloaded from 14.194.219.90 on Wed, 12 Jun 2024 09:45:45 +00:00
All use subject to https://about.jstor.org/terms

WARD No. 7. — BARABAZAR.

SERIAL NUMBER OF CIRCLE.	POPULATION.			HINDU.		MUHAMMADAN.		BUDDHIST.		CHRISTIAN.		OTHERS.	
	Total.	Male.	Female.	Male.	Female.	Male.	Female.	Male.	Female.	Male.	Female.	Male.	Female.
1	2	3	4	5	6	7	8	9	10	11	12	13	14
TOTAL	30,495	25,259	5,236	19,012	4,093	4,758	709	18	12	414	66	1,057	356
1	2,032	1,863	169	1,684	163	177	5	.....	.....	2	1	.....	.....
2	1,884	1,625	259	1,427	227	109	.....	.....	.....	3	8	46	14
3	1,541	1,457	84	1,230	84	185	.....	.....	.....	.....	.....	42	.....
4	1,849	1,616	233	1,243	226	81	7	.....	.....	.....	1	292	.....
5	2,291	1,891	400	1,095	471	35	.....	.....	.....	.....	.....	71	19
6	1,119	1,047	72	822	71	125	.....	.....	.....	.....	.....	100	1
7	1,592	1,184	408	1,130	407	41	1	.....	.....	.....	.....	13	.....
8	2,076	1,464	612	1,385	556	113	32	.....	.....	.....	.....	16	25
9	2,899	1,977	922	1,538	876	340	4	.....	.....	.....	.....	99	42
10	1,776	1,340	436	892	215	440	215	.....	.....	.....	.....	8	6
11	1,489	1,212	277	680	163	448	92	.....	.....	15	.....	69	22
12	1,420	1,125	295	758	228	72	2	.....	.....	227	5	68	60
13	1,782	1,506	276	1,331	256	138	6	.....	.....	15	5	22	11
14	731	721	10	663	2	34	1	.....	.....	13	7	7	.....
15	630	559	71	372	6	158	46	.....	.....	5	1	24	18
16	1,565	1,236	329	374	73	812	180	6	5	19	16	45	35
17	1,626	1,393	233	382	37	894	104	11	7	1	1	105	84
18	584	557	27	393	7	137	8	.....	.....	11	6	16	6
19	439	429	10	367	3	48	.....	.....	.....	12	7	2	.....
20	416	402	14	222	.....	154	.....	.....	.....	14	1	12	13
Lal Bazar Police-station ...	264	243	21	106	5	62	6	.....	.....	75	10	.....	.....
Bara Bazar Police-station ...	167	167	.....	123	.....	42	.....	.....	.....	2	.....	.....	.....
Traffic over Howrah Bridge ...	205	199	6	127	6	71	.....	1	.....	.....	.....	.....	.....
Homeless poor	118	116	2	78	2	38	.....	.....	.....	.....	.....	.....	.....

WARD No. 8. — KALUTOLA.

TOTAL	57,094	42,036	15,058	18,579	6,428	20,451	6,907	643	109	1,019	991	1,344	623
1	3,278	2,186	1,090	1,058	577	1,118	508	.....	.....	.....	.....	10	5
2	2,378	1,669	709	655	263	913	491	.....	.....	.....	.....	41	15
3	1,980	1,589	391	640	283	943	108	3	.....	.....	.....	3	.....
4	1,857	1,395	462	493	263	899	199	2	.....	.....	.....	1	.....
5	1,375	1,125	250	760	156	365	94	.....	.....	.....	.....	.....	.....
6	1,503	1,058	445	818	244	440	197	.....	.....	.....	.....	.....	.....
7	1,443	1,116	327	257	94	863	230	.....	.....	1	.....	5	3
8	2,860	2,394	466	603	84	1,629	296	16	1	32	21	105	64
9	2,120	1,727	393	343	73	1,146	169	63	10	41	23	134	118
10	1,681	1,230	451	342	150	596	197	62	11	35	51	195	36
11	1,905	1,609	296	466	67	519	65	.....	9	59	38	565	117
12	2,242	1,712	530	1,120	337	165	16	258	24	50	49	119	104
13	1,678	1,136	542	468	206	335	46	30	7	234	222	69	61
14	1,550	1,042	508	238	115	729	324	11	4	59	62	5	3
15	2,121	1,467	654	590	406	518	135	.....	.....	50	22	9	11
16	3,224	2,414	810	610	285	1,555	443	152	31	47	43	30	18
17	2,051	1,403	648	998	541	376	93	19	1	.....	.....	12	13
18	1,143	816	327	566	243	237	57	15	21	.....	.....	4	7
19	1,831	1,425	406	1,032	317	292	78	.....	.....	96	8	5	3
20	2,919	2,330	589	1,159	150	1,168	435	.....	.....	3	4	.....	.....
21	4,218	2,831	1,387	937	297	1,891	1,008	.....	.....	.....	.....	1	.....
22	2,240	1,586	654	434	124	1,149	527	.....	.....	3	3	.....	.....
23	2,005	1,505	500	771	250	714	247	5	.....	15	5	.....	.....
24	3,315	2,218	1,097	820	424	1,396	672	.....	.....	.....	.....	2	1
25	1,353	954	399	686	148	177	52	1	.....	86	195	4	9
26	2,680	2,032	648	1,551	320	245	75	6	.....	207	214	23	39
Thana premises	168	147	11	63	2	81	5	.....	.....	1	3	2	1

WARD No. 9. — MUCHIPARA.

TOTAL	63,362	42,859	20,503	28,671	14,064	12,983	5,521	6	1	938	753	261	164
1	3,727	2,317	1,410	2,185	1,361	122	38	.....	.....	.....	1	10	10
2	2,411	1,523	888	1,438	850	55	2	.....	.....	6	9	23	27
3	1,659	1,176	483	856	311	73	9	.....	.....	216	136	31	27
4	2 313	1,572	741	1,293	535	247	183	.....	.....	32	25	.....	.....
5	2,364	1,517	847	596	266	891	553	.....	.....	.....	.....	30	29
6	2,248	1,391	857	254	120	1,137	731	.....	.....	.....	.....	.....	.....
7	1,786	1,340	446	139	27	1,187	416	.....	.....	14	3	.....	.....
8	2,978	2,251	727	1,089	529	1,120	173	1	.....	29	21	13	5
9	2 027	1,556	471	293	104	1,227	356	.....	.....	13	5	24	6
10	1,450	930	520	181	133	718	350	.....	.....	29	37	2	.....
11	2.088	1,386	702	693	313	647	377	.....	.....	17	8	9	5
12	1,970	1,399	661	732	371	484	210	.....	.....	91	80	2	.....
13	2,455	1,438	1,017	1,414	1,011	20	6	.....	.....	.....	.....	4	.....
14	3,101	2,133	968	2,020	935	89	15	.....	.....	.....	.....	24	18
15	1,450	1,041	409	736	338	273	64	.....	.....	.....	.....	32	7
16	2,564	1,856	708	1,795	701	60	7	.....	.....	1	.....	.....	.....
17	1,586	1,070	516	642	337	422	176	1	.....	5	3	.....	.....
18	1,916	1,305	611	1,126	582	178	18	1	1	.....	10	.....	.....
19	2 324	1,545	779	1,410	723	89	18	.....	.....	34	28	12	10
20	1,788	1,078	710	1,063	707	12	.....	.....	.....	3	3	.....	.....
21	2,529	1,690	839	1,466	715	210	120	.....	.....	2	3	12	1
22	2,348	1,298	1,050	1 273	1,047	25	2	.....	.....	.....	.....	.....	1
23	2,314	1,453	861	1,034	612	374	190	.....	.....	50	54	5	5
24	2,610	1,914	696	1,580	596	236	22	.....	.....	78	70	10	8
(1) Sealdah Railway Station ...	726	561	165	321	34	91	11	.....	.....	146	110	3	4
(2) Muchipara and Sealdah railway enumeration.	990	886	104	590	95	288	4	3	.....	15	5	.....	.....
(3) Ditto. ditto ...	694	498	196	246	51	113	17	.....	.....	130	128	.....	.....
9. F. A. 1	4,991	3,418	1,573	1,374	340	2,039	1,227	.....	.....	5	6	.....	.....
„ 2	1,975	1,427	548	843	317	555	238	.....	.....	13	2	16	1

This content downloaded from 14.194.219.90 on Wed, 12 Jun 2024 09:45:45 +00:00
All use subject to https://about.jstor.org/terms

Ward No. 10. BOWBAZAR.

Serial number of Circle.	Population.			Hindu.		Muhammadan.		Buddhist.		Christian.		Others.	
	Total.	Male.	Female.	Male.	Female.	Male.	Female.	Male.	Female	Male.	Female.	Male.	Female.
1	2	3	4	5	6	7	8	9	10	11	12	13	14
TOTAL	**25,014**	**18,625**	**6,389**	**8,158**	**2,446**	**2,213**	**1,590**	**704**	**196**	**2,291**	**1,949**	**259**	**209**
1	4,073	3,321	852	777	31	1,540	102	255	60	547	505	102	104
2	3,765	3,164	601	571	24	2,469	139	136	41	390	353	58	24
3	2,998	2,227	771	736	149	1,017	340	55	17	374	358	45	7
4	4,761	3,447	1,314	2,026	689	708	179	170	64	503	332	35	50
5	4,449	3,214	1,235	1,285	218	1,518	717	49	5	360	293	7	2
6	4,968	3,352	1,616	1,763	1,275	426	109	39	9	112	208	12	15

Ward No. 11. PADDAPUKUR.

TOTAL	**29,966**	**19,073**	**10,893**	**16,707**	**9,192**	**1,003**	**285**	**4**	.....	**1,261**	**1,369**	**98**	**54**
1	4,034	2,594	1,440	2,562	1,417	84	1	.....	.....	6	15	2	7
2	4,543	2,770	1,773	2,445	1,333	110	5	.....	.....	206	430	7	6
3	3,728	2,436	1,292	2,303	1,196	42	3	.....	.....	48	74	43	19
4	5,766	3,633	2,134	3,536	2,106	48	3	.....	.....	25	19	23	6
5	4,049	2,721	1,328	2,609	1,298	89	23	1	.....	8	7	4	.....
6	4,295	2,753	1,542	2,107	1,080	376	186	2	.....	268	276	.....	.....
7	3,551	2,167	1,384	1,205	764	244	63	1	...	698	541	19	16

Ward No. 12. WATERLOO STREET.

TOTAL	**6,284**	**5,658**	**626**	**3,480**	**39**	**955**	**10**	**103**	**10**	**898**	**479**	**220**	**88**
1	3,865	3,640	225	2,562	24	589	5	65	6	383	165	66	25
2	2,419	2,018	401	918	15	366	5	40	4	540	314	154	63

Ward No. 13. FENWICK BAZAR.

TOTAL	**28,456**	**23,777**	**5,659**	**11,821**	**2,169**	**8,748**	**1,699**	**73**	**111**	**1,924**	**1,563**	**211**	**117**
1	4,537	3,912	625	1,800	236	1,645	120	11	4	381	247	75	18
2	4,658	4,045	613	2,536	194	1,367	211	19	2	96	87	27	19
3	4,001	3,076	925	2,338	637	671	205	30	5	98	80	39	6
4	3,893	2,928	765	1,826	471	1,015	260	3	1	81	31	3	3
5	3,545	2,859	686	1,525	246	1,235	316	5	18	88	101	6	5
6	4,538	3,390	1,148	1,075	148	1,342	131	4	75	917	757	52	37
7	3,564	2,567	997	721	247	1,573	456	1	6	263	260	9	28

Ward No. 14. TALTOLA.

TOTAL	**32,112**	**21,820**	**10,292**	**8,686**	**3,813**	**10,780**	**4,698**	**15**	**37**	**2,296**	**1,693**	**43**	**52**
1	4,495	3,193	1,302	2,033	758	918	247	6	1	510	292	26	4
2	4,349	2,552	1,797	1,714	1,211	565	436	.....	.....	271	148	2	2
3	5,779	4,004	1,775	1,149	597	2,388	791	9	2	457	383	2	3
4	4,725	3,279	1,446	1,347	464	1,670	849	.....	.....	257	126	5	7
5	6,138	4,227	1,911	888	210	2,873	1,210	...	25	459	431	7	35
6	3,391	2,328	1,063	829	317	1,369	628	1	9	129	109	.....	.....
7	3,235	2,237	998	726	256	1,297	537	.....	.....	213	204	1	1

Ward No. 15. COLLINGA.

TOTAL	**11,385**	**8,064**	**3,321**	**3,248**	**1,005**	**3,455**	**1,090**	**7**	**4**	**1,330**	**1,198**	**24**	**24**
1	3,667	2,493	1,174	378	130	1,704	528	1	1	406	506	4	9
2	4,654	3,117	1,537	1,514	630	1,196	510	4	3	398	390	5	4
3	1,731	1,285	446	800	217	264	53	.....	.....	213	172	8	5
4	1,333	1,169	164	556	28	291	.....	2	.....	313	130	7	6

This content downloaded from
14.194.219.90 on Wed, 12 Jun 2024 09:45:45 +00:00
All use subject to https://about.jstor.org/terms

Ward No. 16. PARK STREET.

Serial number of Circle.	Population.			Hindu.		Muhammadan.		Buddhist.		Christian.		Others.	
	Total.	Male.	Female.	Male.	Female.	Male.	Female.	Male.	Female.	Male.	Female.	Male.	Female.
1	2	3	4	5	6	7	8	9	10	11	12	13	14
1	5,294	4,479	815	2,465	189	1,052	38	8	1	940	574	14	13

Ward No. 17. BAMAN BUSTEE (VICTORIA TERRACE).

1	3,125	2,533	592	1,247	80	598	31	2	1	670	471	16	9

Ward No. 18. HASTINGS.

TOTAL	5,550	3,976	1,574	2,537	972	1,152	367	7	.....	980	235	...	.....
1	447	288	159	110	3	40	7	.....	.....	138	149	.....	.....
2	2,008	1,222	786	874	557	306	192	.....	.....	42	37	.....	.....
3	1,681	1,087	594	717	394	332	161	.....	.....	38	39	.....	.....
Presidency Jail	1,414	1,379	35	836	18	474	7	7	.....	62	10	.....	.....

Ward No. 19. ENTALLY.

TOTAL	45,079	28,398	16,674	17,891	9,856	9,059	4,967	11	.....	1,387	1,819	50	39
1	3,626	2,622	1,004	1,716	554	703	208	1	.....	200	242	2	.....
2	4,079	2,913	1,166	2,202	833	492	329	.....	.....	11	13	9	8
3	3,634	2,194	1,440	1,918	961	175	48	2	.....	99	428	.....	3
4	4,745	2,932	1,813	1,083	675	1,607	908	6	.....	224	229	7	1
5	4,071	2,544	1,527	1,084	535	1,153	561	.....	.....	298	421	10	10
6	4,328	2,574	1,754	1,206	769	1,098	716	1	.....	268	266	1	1
7	3,840	2,357	1,503	954	514	1,275	915	.....	.....	94	62	12	13
8	5,767	3,205	1,562	1,893	1,312	334	214	.....	.....	48	36	.....	.....
9	4,428	2,553	1,875	1,931	1,511	512	280	.....	.....	110	84	.....	.....
10	3,922	2,553	1,369	1,529	709	907	579	.....	.....	7	11	.....	.....
11	2,163	1,314	849	1,094	695	209	149	.....	.....	5	2	6	3
12	1,834	935	703	850	661	82	43	1	.....	2	.....	.....	.....
Cart traffic from 24-Parganas ...	22	22	.....	18	.....	4	.....	.....	.....	.....	.....	.....	.....
Eastern Bengal State Railway ...	811	720	91	466	47	230	25	.....	.....	21	18	3	1

Ward No. 20. BENIAPUKUR.

TOTAL	37,881	23,187	14,694	10,919	4,808	13,147	9,158	4	4	810	703	14	21
1	4,734	3,091	11,610	1,456	595	1,421	802	4	1	208	237	8	5
2	6,627	3,788	(3,839	1,250	811	2,341	1,868	.....	.....	193	157	4	3
3	4,378	2,778	1,598	1,221	531	1,423	958	...	.....	134	109	.....	.....
4	4,723	2,693	2,031	803	391	1,795	1,550	.....	3	97	76	1	11
5	4,559	2,959	1,600	1,259	424	1,691	1,164	.....	.....	8	11	1	1
6	3,079	1,948	1,131	754	313	1,189	912	.....	.....	5	7	...	.....
7	6,052	3,600	2,452	1,865	950	1,640	1,432	.....	.....	95	70	.....	.....
8	3,728	2,325	1,403	1,608	894	647	472	.....	.....	70	36	.....	1

Ward No. 21. BALLYGUNGE-TOLLYGUNGE.

TOTAL	39,952	23,740	16,212	13,188	8,554	9,719	7,102	6	1	705	489	122	66
1	4,345	3,119	1,226	1,469	380	1,196	568	.....	.....	445	265	9	13
2	3,980	2,295	1,735	763	495	1,438	1,245	...	.....	24	24	.....	1
3	4,421	2,599	1,822	724	283	1,882	1,515	2	.....	30	28	4	3
4A	1,297	855	442	537	229	240	145	.....	.....	64	63	14	6
4B	2,977	1,540	1,137	631	398	865	708	.....	.....	42	27	3	4
5	4,714	2,707	2,007	2,259	1,631	376	247	4	1	50	40	9	28
6	4,068	2,226	1,842	1,707	1,487	517	355	.....	.....	2	.....	.....	.....
7	3,873	2,069	1,804	1,867	1,669	197	131	.....	.....	5	4	.....	.....
8A	1,572	851	721	798	675	56	41	...	.....	2	.....	.....	.....
8B	1,530	854	676	574	451	277	221	...	.....	3	4	.....	.....
9	1,890	1,154	736	731	393	393	308	.....	.....	21	25	19	10
10	4,236	2,610	1,625	707	269	1,897	1,345	.....	.....	5	10	1	1
Viceroy's Bodyguard Lines ...	425	372	53	168	43	137	10	.....	.....	3	.....	04	.....
Ballygunge Railway Station ...	101	84	17	81	17	3	.....	.....	.....	.....	.....	.....	.....
Kurarya Road—Dr. K. Hossain's Lane.	424	236	188	39	6	197	182	.....	.....	.....	.....	.....	.....
Acre Road Gorasthan	328	189	139	91	59	98	80	.....	.....	.....	.....	.....	.....
Tollygunge Road	71	51	20	51	19	.....	1	.....	.....	.....	.....	.....	.....
Homeless poor	1	1	.....	1	.....	.....	.....	.....	.....	.....	.....	.....	.....

This content downloaded from
14.194.219.90 on Wed, 12 Jun 2024 09:45:45 +00:00
All use subject to https://about.jstor.org/terms

Ward No. 22. BHAWANIPORE.

Serial number of Circle.	Population.			Hindu.		Muhammadan.		Buddhist.		Christian.		Others.	
	Total.	Male.	Female.	Male.	Female.	Male.	Female.	Male.	Female.	Male.	Female.	Male.	Female.
1	2	3	4	5	6	7	8	9	10	11	12	13	14
TOTAL	**54,569**	**33,006**	**21,563**	**27,986**	**18,820**	**3,999**	**1,764**	**3**	**1**	**928**	**915**	**90**	**63**
1	4,133	2,501	1,632	1,818	1,202	568	393	1	.....	107	35	7	2
2	4,671	2,765	1,906	2,646	1,865	106	34	.....	.....	5	1	8	6
3	4,497	2,731	1,766	2,346	1,594	377	164	.....	.....	8	8	.....	.....
4	5,119	3,391	1,728	2,245	1,184	908	395	.....	.....	170	147	8	2
5	3,333	2,292	1,041	1,752	809	365	111	1	1	186	117	18	3
6	3,922	2,333	1,589	1,405	869	696	356	.....	.....	201	355	21	19
7	4,593	2,844	1,749	2,017	1,621	144	69	.....	.....	75	52	8	7
8	4,708	2,731	1,977	2,601	1,898	97	39	.....	.....	27	25	6	15
9	4,150	2,351	1,799	2,282	1,778	62	19	.....	.....	.....	.....	7	2
10	4,148	2,511	1,635	2,349	1,625	158	9	.....	.....	3	1	1	.....
11	3,768	2,123	1,645	1,843	1,501	279	144	1	.....	.....	.....	.....	.....
12	3,337	1,978	1,359	1,899	1,329	74	25	.....	.....	3	1	2	4
13	3,444	1,944	1,500	1,930	1,500	14	.....	.....	.....	.....	.....	.....	.....
Presidency General Hospital	623	434	189	214	31	67	4	.....	.....	150	152	3	2
Lunatic Asylum	91	58	33	11	9	23	2	.....	.....	23	21	1	1
Homeless poor	34	29	5	28	5	1	.....	.....	.....	.....	.....	.....	.....

Ward No. 23. ALIPORE.

TOTAL	**19,749**	**13,827**	**5,922**	**10,095**	**4,882**	**3,281**	**826**	**26**	**1**	**238**	**190**	**197**	**23**
1	3,819	3,640	179	2,145	83	1,448	52	1	.....	36	42	10	2
2	1,990	1,554	436	990	243	422	102	13	.....	118	86	11	5
3	4,140	2,640	1,500	2,255	1,349	318	103	12	1	50	43	5	5
4	4,365	2,469	1,896	2,103	1,628	360	260	.....	.....	6	6	.....	2
5	4,237	2,432	1,805	2,014	1,500	407	297	.....	.....	11	8	.....	.....
Cart traffic	24	23	1	13	...	10	1	.....	.....	.....	...	...	.....
Cantonment	1,174	1,069	105	565	79	316	12	.....	.....	17	5	171	9

Ward No. 24. EKBALPORE.

TOTAL	**21,869**	**13,031**	**8,838**	**5,843**	**2,758**	**6,715**	**5,633**	.....	**1**	**472**	**446**	**1**	.....
1	25	12	13	12	13	.....	.....	.....	.....	.....	.....	.....	.....
2	2,800	2,132	668	1,595	531	481	135	.....	.....	55	2	1	.....
3	4,252	2,570	1,682	732	398	1,745	1,190	.....	1	93	93	.....	.....
4	4,173	2,220	1,953	783	409	1,208	1,269	.....	.....	231	275	.....	.....
5	3,649	2,019	1,630	641	357	1,334	1,240	.....	.....	44	33	.....	.....
6	2,613	1,589	1,024	861	326	717	689	.....	.....	11	9	.....	.....
7	4,324	2,456	1,968	1,209	724	1,209	1,110	.....	.....	38	34	.....	.....
Majherhat Railway Station	33	33	.....	10	.....	23	.....	.....	.....	.....	.....	.....	.....

Ward No. 25. WATGANJ.

TOTAL	**43,806**	**31,490**	**12,316**	**21,772**	**8,523**	**9,235**	**3,441**	**10**	**1**	**403**	**336**	**70**	**15**
1	3,605	2,421	1,184	1,544	693	834	468	.....	.....	42	33	1	.....
2	2,109	1,539	570	1,042	327	474	225	.....	.....	21	18	2	.....
3	2,708	2,135	571	1,288	316	654	247	.....	.....	23	8	.....	.....
4	4,119	3,138	981	2,425	657	709	315	.....	.....	7	9	.....	.....
5	3,879	2,839	1,040	2,461	805	342	150	9	1	27	23	.....	.....
6	4,208	2,744	1,464	1,720	1,060	1,013	896	.....	.....	11	8	.....	.....
7	3,215	2,215	1,000	1,314	696	865	275	.....	.....	34	29	2	.....
8	3,609	2,399	1,210	1,314	612	1,103	378	.....	.....	20	15	2	5
9	3,470	2,251	1,219	1,691	938	511	227	.....	.....	40	32	9	2
10	3,572	2,072	1,500	1,189	856	825	506	.....	.....	45	42	13	6
Royal Indian Marine Dockyard	314	314	...	40	.....	268	.....	.....	.....	6	.....	.....	.....
Port Commissioners' Docks and Jetties.	7,936	6,652	1,284	5,301	1,110	1,260	123	.....	.....	53	49	38	2
Garden Reach	1,064	771	293	573	172	120	51	1	.....	74	70	3	.....

This content downloaded from 14.194.219.90 on Wed, 12 Jun 2024 09:45:45 +00:00
All use subject to https://about.jstor.org/terms

FORT WILLIAM AND MAIDAN.

Serial number of Circle.	Population.			Hindu.		Muhammadan.		Buddhist.		Christian.		Others.	
	Total.	Male.	Female.	Male.	Female.	Male.	Female.	Male.	Female.	Male.	Female.	Male.	Female.
1	2	3	4	5	6	7	8	9	10	11	12	13	14
TOTAL	*4,411*	*3,921*	*490*	*1,520*	*203*	*960*	*71*	*4*	*2*	*1,435*	*210*	*2*	*1*
1	341	265	76	131	17	82	13	.....	.....	52	46	.....	.....
2	1,338	1,253	85	454	59	378	1	4	2	435	22	2	1
3	1,062	993	69	105	14	39	.....	.....	.....	849	55	.....	.....
4	219	138	81	79	17	7	3	.....	.....	52	61	.....	.....
5	698	527	171	229	88	208	57	.....	.....	90	26	.....	.....
6	753	745	8	522	8	206	.....	.....	.....	17	.....	.....	.....

PORT.

Port	26,690	26,784	106	6,864	45	18,382	9	174	12	1,356	40	8	.....

CANALS.

Canals	3,265	3,265	.....	1,750	.....	1,515	.....	.....	.....	.....	.....	.....	.....

B. S. Press—15-11-1913—2992J—660—T. W. L. & others.

This content downloaded from
14.194.219.90 on Wed, 12 Jun 2024 09:45:45 +00:00
All use subject to https://about.jstor.org/terms