

Census of India 1911. Vol. 12, Madras. Pt. 2, Imperial and provincial tables.

Source: *South Asia Open Archives*, 01-01-1912

Stable URL: https://www.jstor.org/stable/saoa.crl.25393786

JSTOR is a not-for-profit service that helps scholars, researchers, and students discover, use, and build upon a wide range of content in a trusted digital archive. We use information technology and tools to increase productivity and facilitate new forms of scholarship. For more information about JSTOR, please contact support@jstor.org.

This item is being shared by an institution as part of a Community Collection.
For terms of use, please refer to our Terms & Conditions at https://about.jstor.org/terms/#whats-in-jstor



*South Asia Open Archives* is collaborating with JSTOR to digitize, preserve and extend access to *South Asia Open Archives*

This content downloaded from
106.51.163.168 on Wed, 05 Jun 2024 15:15:17 +00:00
All use subject to https://about.jstor.org/terms

# CENSUS OF INDIA, 1911.

## *VOLUME XII.*

# MADRAS.

## PART II.

## *IMPERIAL AND PROVINCIAL TABLES.*

BY

**J. CHARTRES MOLONY, I.C.S.,**
SUPERINTENDENT OF CENSUS OPERATIONS, MADRAS.

MADRAS:
PRINTED BY THE SUPERINTENDENT, GOVERNMENT PRESS.

1912.

This content downloaded from
106.51.163.168 on Wed, 05 Jun 2024 15:15:17 +00:00
All use subject to https://about.jstor.org/terms



This content downloaded from
106.51.163.168 on Wed, 05 Jun 2024 15:15:17 +00:00
All use subject to https://about.jstor.org/terms

# TABLE OF CONTENTS.

## THE IMPERIAL TABLES (GIVING FIGURES BY DISTRICTS, STATES OR CITIES).


| TABLE | | PAGE |
|---|---|---|
| I. | Area, houses and population | 1 |
| II. | Variation in population since 1891 | 3 |
| III. | Towns and villages classified by population | 5 |
| IV. | Towns classified by population with variation since 1871 | 7 |
| V. | Towns arranged territorially with population by religion | 15 |
| VI. | Religion | 23 |
| VII. | Age, sex and civil condition— | |
| | Part I—Provincial Summary | 28 |
| | Part I—Districts and States | 39 |
| | „ II—Cities | 57 |
| VIII. | Education by religion and age— | |
| | Part I—Provincial Summary | 62 |
| | Part I—Districts and States | 65 |
| | „ II—Cities | 77 |
| IX. | Education by caste, tribe or race | 79 |
| X. | Language | 83 |
| XI. | Birth-place— | |
| | Part I—Districts and States | 89 |
| | „ II—Cities | 99 |
| XII. | Part I—Infirmities by age | 106 |
| | „ II—Infirmities by Districts and States | 107 |
| XII-A. | Infirmities by selected castes, tribes or races | 109 |
| XIII. | Part I—Caste, tribe, race or nationality | 111 |
| | „ II—Territorial distribution of principal castes, etc. | 115 |
| XIV. | Civil condition by age for selected castes | 123 |
| XV. | *Occupation.* | |
| XV-A. | Part I—Provincial Summary | 125 |
| | „ II—Details for Districts, States and Cities | 139 |
| XV-B. | Subsidiary occupations of agriculturists—Actual workers only | 215 |
| XV-E. | Statistics of Industries— | |
| | Part I—Provincial Summary | 225 |
| | „ II—Distribution by Districts and States | 247 |
| | „ III—Particulars as to ownership of factories, etc. | 259 |
| | „ IV—Caste or race of managers of factories, etc. | 263 |
| XVI. | Occupation by selected castes, tribes, or races | 267 |
| XVII. | Territorial distribution of the Christian population by sect and race | 271 |
| XVIII. | Europeans, Armenians and Anglo-Indians by age— | |
| | Part I—Districts and States | 279 |
| | „ II—Cities | 283 |


## THE PROVINCIAL TABLES (GIVING FIGURES BY TALUKS OR DIVISIONS).


| | | |
|---|---|---|
| I. | Area and population of taluks or divisions | 285 |
| II. | Population of taluk or division by religion and education | 291 |


This content downloaded from
106.51.163.168 on Wed, 05 Jun 2024 15:15:17 +00:00
All use subject to https://about.jstor.org/terms



This content downloaded from
106.51.163.168 on Wed, 05 Jun 2024 15:15:17 +00:00
All use subject to https://about.jstor.org/terms

# TABLE I.

## AREA, HOUSES AND POPULATION.

This table shows for each district area, number of towns and villages, number of occupied houses, and total urban and rural population, male and female. The districts are arranged, in this and other tables, in the order of natural divisions.

Similar figures are given for Pudukkóttai, Banganapalle, and Sandúr, three of the five feudatory states attached to Madras Presidency. The Native States of Travancore and Cochin, also attached to that Government, took their own census, and are publishing their own reports. The figures of these two states are therefore not included in this volume.

The areas of districts shown in this Table differ considerably from those shown in the corresponding table for 1901. This is chiefly due to the inter-district transfers referred to in the title page of Table II.

For the purpose of column 3 (number of towns), cantonments have been treated as forming part of the towns within which they are included. Villages are those defined as such for revenue administration. Villages wholly included in towns have been excluded from column 4.

Provincial Tables I and II, at the end of this volume, show for each taluk a few of the main statistics, such as total population, density, percentage variation since 1891, distribution by religion, and the number of literate persons.

This content downloaded from
106.51.163.168 on Wed, 05 Jun 2024 15:15:17 +00:00
All use subject to https://about.jstor.org/terms

# TABLE I.

## Area, houses and population.

| DISTRICT OR STATE. | Area in square miles. | Towns. | Villages. | OCCUPIED HOUSES. | | | POPULATION. | | | | | | | | |
|---|---|---|---|---|---|---|---|---|---|---|---|---|---|---|---|
| | | | | | | | PERSONS. | | | MALES. | | | FEMALES. | | |
| | | | | Total. | In towns. | In villages. | Total. | Urban. | Rural. | Total. | Urban. | Rural. | Total. | Urban. | Rural. |
| 1 | 2 | 3 | 4 | 5 | 6 | 7 | 8 | 9 | 10 | 11 | 12 | 13 | 14 | 15 | 16 |
| **MADRAS** ... | *143,924* | *280* | *54,343* | *7,916,490* | *861,061* | *7,055,429* | *41,870,160* | *4,919,476* | *36,950,684* | *20,606,008* | *2,426,625* | *18,179,383* | *21,264,152* | *2,492,851* | *18,771,301* |
| **(1) British Territory** ... | *142,330* | *279* | *53,835* | *7,829,410* | *856,114* | *6,973,296* | *41,405,404* | *4,892,626* | *36,512,778* | *20,382,955* | *2,413,517* | *17,969,438* | *21,022,449* | *2,479,109* | *18,543,340* |
| 1. Ganjam ... ... ... ... | 4,896 | 9 | 4,145 | 373,578 | 22,075 | 351,503 | 1,870,826 | 106,955 | 1,763,871 | 868,928 | 50,347 | 818,581 | 1,001,898 | 56,608 | 945,290 |
| 2. Agency, Ganjam ... ... ... | 3,484 | ... | 2,056 | 82,223 | ... | 82,223 | 350,466 | ... | 350,466 | 175,783 | ... | 175,783 | 174,683 | ... | 174,683 |
| 3. Vizagapatam ... ... ... | 4,600 | 15 | 2,594 | 470,565 | 45,149 | 425,416 | 2,169,670 | 222,960 | 1,946,710 | 1,050,609 | 107,667 | 942,942 | 1,119,061 | 115,293 | 1,003,768 |
| 4. Agency, Vizagapatam ... ... | 12,821 | ... | 10,071 | 221,458 | ... | 221,458 | 1,020,151 | ... | 1,020,151 | 511,221 | ... | 511,221 | 508,930 | ... | 508,930 |
| 5. Gódávari ... ... ... ... | 2,545 | 9 | 824 | 276,959 | 35,412 | 241,547 | 1,445,957 | 190,538 | 1,255,419 | 707,702 | 93,024 | 614,678 | 738,255 | 97,514 | 640,741 |
| 6. Agency, Gódávari ... ... | 3,676 | ... | 1,102 | 40,715 | ... | 40,715 | 206,902 | ... | 206,902 | 104,496 | ... | 104,496 | 102,406 | ... | 102,406 |
| 7. Kistna ... ... ... ... | 5,907 | 13 | 1,702 | 360,837 | 39,539 | 321,298 | 1,907,585 | 229,570 | 1,767,965 | 994,931 | 112,413 | 882,548 | 1,002,574 | 117,157 | 885,417 |
| 8. Guntúr ... ... ... ... | 5,735 | 12 | 933 | 316,885 | 30,804 | 286,081 | 1,697,551 | 162,049 | 1,535,502 | 856,665 | 81,596 | 775,069 | 840,886 | 80,453 | 760,433 |
| 9. Nellore ... ... ... ... | 7,973 | 8 | 1,594 | 263,168 | 19,120 | 244,048 | 1,328,152 | 93,739 | 1,234,413 | 665,305 | 46,237 | 619,068 | 662,847 | 47,502 | 615,345 |
| 10. Cuddapah ... ... ... ... | 5,892 | 8 | 874 | 184,667 | 20,994 | 163,673 | 893,998 | 99,838 | 794,160 | 454,061 | 49,957 | 404,104 | 439,937 | 49,881 | 390,056 |
| 11. Kurnool ... ... ... ... | 7,580 | 3 | 806 | 187,073 | 9,946 | 177,127 | 935,199 | 48,614 | 886,585 | 471,426 | 23,890 | 447,536 | 463,773 | 24,724 | 439,049 |
| 12. Bellary ... ... ... ... | 5,714 | 10 | 921 | 184,058 | 27,581 | 156,477 | 969,486 | 143,909 | 825,527 | 490,843 | 73,240 | 417,603 | 478,593 | 70,669 | 407,924 |
| 13. Anantapur ... ... ... ... | 6,718 | 13 | 833 | 190,068 | 22,214 | 167,854 | 963,223 | 114,290 | 848,933 | 494,232 | 57,596 | 436,636 | 468,991 | 56,694 | 412,297 |
| 14. Madras ... ... ... ... | 27 | 1 | ... | 59,595 | 59,595 | ... | 518,660 | 518,660 | ... | 266,465 | 266,465 | ... | 252,195 | 252,195 | ... |
| 15. Chingleput ... ... ... ... | 3,072 | 16 | 2,141 | 226,648 | 31,714 | 194,934 | 1,406,008 | 207,968 | 1,198,040 | 705,641 | 103,780 | 601,861 | 700,367 | 104,208 | 596,159 |
| 16. Chittoor ... ... ... ... | 5,676 | 5 | 2,442 | 224,967 | 13,124 | 211,843 | 1,238,742 | 66,963 | 1,171,779 | 629,379 | 32,858 | 596,521 | 609,363 | 34,105 | 575,258 |
| 17. North Arcot ... ... ... ... | 4,920 | 18 | 2,308 | 291,876 | 37,358 | 254,518 | 1,960,960 | 240,843 | 1,720,117 | 970,073 | 115,561 | 854,512 | 990,887 | 125,282 | 865,605 |
| 18. Salem ... ... ... ... | 6,300 | 8 | 2,247 | 348,786 | 20,992 | 327,794 | 1,766,680 | 118,457 | 1,648,223 | 876,950 | 58,467 | 818,483 | 889,730 | 59,990 | 829,740 |
| 19. Coimbatore ... ... ... ... | 7,196 | 13 | 1,337 | 433,642 | 31,509 | 402,133 | 2,116,564 | 179,893 | 1,936,671 | 1,044,429 | 88,713 | 955,716 | 1,072,135 | 91,180 | 980,955 |
| 20. South Arcot ... ... ... ... | 4,208 | 11 | 2,340 | 378,185 | 31,183 | 347,002 | 2,362,566 | 192,376 | 2,170,190 | 1,172,807 | 94,980 | 1,077,827 | 1,189,759 | 97,396 | 1,092,363 |
| 21. Tanjore ... ... ... ... | 3,727 | 19 | 2,508 | 450,720 | 65,020 | 385,700 | 2,362,689 | 373,246 | 1,989,443 | 1,123,084 | 179,881 | 943,203 | 1,239,605 | 193,365 | 1,046,240 |
| 22. Trichinopoly ... ... ... ... | 4,935 | 10 | 1,371 | 414,680 | 38,663 | 376,017 | 2,107,029 | 224,333 | 1,882,696 | 1,022,866 | 109,705 | 913,161 | 1,084,163 | 114,628 | 969,535 |
| 23. Madura ... ... ... ... | 4,916 | 11 | 1,097 | 348,196 | 41,203 | 306,993 | 1,932,832 | 262,241 | 1,670,591 | 946,306 | 129,562 | 816,744 | 986,526 | 132,679 | 853,847 |
| 24. Ramnád ... ... ... ... | 4,834 | 22 | 3,386 | 325,045 | 57,335 | 267,710 | 1,658,453 | 300,211 | 1,358,242 | 786,187 | 143,166 | 643,021 | 872,266 | 157,045 | 715,221 |
| 25. Tinnevelly ... ... ... ... | 4,358 | 28 | 1,140 | 398,065 | 98,875 | 299,190 | 1,790,619 | 442,793 | 1,347,826 | 865,633 | 214,849 | 650,784 | 924,986 | 227,944 | 697,042 |
| 26. Nilgiris ... ... ... ... | 1,009 | 3 | 54 | 28,740 | 8,112 | 18,628 | 118,618 | 34,780 | 83,838 | 63,509 | 18,694 | 44,815 | 55,109 | 16,086 | 39,023 |
| 27. Malabar ... ... ... ... | 5,794 | 8 | 2,208 | 536,144 | 34,175 | 501,969 | 3,015,119 | 234,516 | 2,780,603 | 1,482,616 | 118,501 | 1,364,115 | 1,532,503 | 116,015 | 1,416,488 |
| 28. Anjengo ... ... ... ... | 1 | ... | 2 | 942 | ... | 942 | 5,572 | ... | 5,572 | 2,690 | ... | 2,690 | 2,882 | ... | 2,882 |
| 29. South Canara ... ... ... | 4,021 | 6 | 799 | 212,925 | 14,422 | 198,503 | 1,195,227 | 82,884 | 1,112,343 | 578,088 | 42,388 | 535,700 | 617,139 | 40,496 | 576,643 |
| **(2) Feudatory States** ... | *1,594* | *1* | *508* | *87,080* | *4,947* | *82,133* | *464,756* | *26,850* | *437,906* | *223,053* | *13,108* | *209,945* | *241,703* | *13,742* | *227,961* |
| 30. Pudukóttai ... ... ... | 1,178 | 1 | 431 | 76,573 | 4,947 | 71,626 | 411,686 | 26,850 | 385,036 | 196,566 | 13,108 | 183,458 | 215,320 | 13,742 | 201,578 |
| 31. Bangánapalle ... ... ... | 255 | ... | 59 | 7,659 | ... | 7,659 | 39,344 | ... | 39,344 | 19,776 | ... | 19,776 | 19,568 | ... | 19,568 |
| 32. Sandúr ... ... ... ... | 161 | ... | 18 | 2,848 | ... | 2,848 | 13,526 | ... | 13,526 | 6,711 | ... | 6,711 | 6,815 | ... | 6,815 |

This content downloaded from 106.51.163.168 on Wed, 05 Jun 2024 15:15:17 +00:00
All use subject to https://about.jstor.org/terms

# TABLE II.

## VARIATION IN POPULATION SINCE 1891.

This table compares the population as now ascertained with that of the two previous censuses. The figures for the latter differ considerably from those shown in the old census reports, as, during the decade 1901–1911, district areas were readjusted, with the result that four new districts were formed, and the areas of fourteen others were altered. The effect of these changes on the population of the districts concerned has been calculated, and the figures have been adjusted accordingly. They therefore represent in each case the population at the time of those enumerations found in the area now comprised in the district. It was not found possible to carry these adjustments further back: so the figures for censuses prior to 1891 have been omitted.

The 1901 population shown in this table exceeds that shown in the corresponding table for that year by 30,492 (15,016 males and 15,476 females), as the former includes the population of (1) Nugúr taluk (males 10,045 and females 10,173) recently transferred from the Central Provinces to the Gódávari Agency, and (2) Laccadive Islands (males 4,971 and females 5,303), the figures for which were printed separately in 1901, but have now been included in those of Malabar district.

To the population of 1891 has been added the then population of Nugúr taluk, 6,995 males and 6,992 females; the population of the Laccadives was included in the Malabar figures for that census.

This content downloaded from
106.51.163.168 on Wed, 05 Jun 2024 15:15:17 +00:00
All use subject to https://about.jstor.org/terms

# TABLE II.

## Variation in population since 1891.

| DISTRICT OR STATE. | PERSONS | | | MALES. | | | FEMALES. | | | VARIATION—INCREASE (+) DECREASE (−). | | |
|---|---|---|---|---|---|---|---|---|---|---|---|---|
| | 1911. | 1901. | 1891. | 1911. | 1901. | 1891. | 1911. | 1901. | 1891. | 1901 to 1911. | 1891 to 1901. | 1891 to 1911. |
| 1 | 2 | 3 | 4 | 5 | 6 | 7 | 8 | 9 | 10 | 11 | 12 | 13 |
| **MADRAS** | 41,870,160 | 38,653,558 | 36,064,408 | 20,606,008 | 19,054,012 | 17,828,047 | 21,264,152 | 19,599,546 | 18,236,361 | + 3,216,602 | + 2,589,150 | + 5,805,752 |
| ***(1) British Territory*** | ***41,405,404*** | ***38,229,654*** | ***35,644,428*** | ***20,382,955*** | ***18,851,329*** | ***17,626,390*** | ***21,022,449*** | ***19,378,325*** | ***18,018,038*** | ***+ 3,175,750*** | ***+ 2,585,226*** | ***+ 5,760,976*** |
| 1. Ganjám | 1,870,828 | 1,689,754 | 1,590,208 | 868,928 | 799,698 | 764,778 | 1,001,898 | 890,056 | 825,430 | + 181,072 | + 99,546 | + 280,618 |
| 2. Agency, Ganjám | 350,466 | 321,114 | 307,326 | 175,783 | 162,481 | 158,836 | 174,683 | 158,633 | 148,490 | + 29,352 | + 13,788 | + 43,140 |
| 3. Vizagapatam | 2,169,670 | 2,082,662 | 1,943,211 | 1,050,609 | 1,017,223 | 960,414 | 1,119,061 | 1,065,439 | 982,797 | + 87,008 | + 139,451 | + 226,459 |
| 4. Agency, Vizagapatam | 1,020,151 | 850,376 | 859,050 | 511,221 | 432,851 | 439,804 | 508,930 | 417,525 | 419,246 | + 169,775 | − 8,674 | + 161,101 |
| 5. Godávari | 1,445,957 | 1,286,119 | 1,178,020 | 767,792 | 630,222 | 580,709 | 738,255 | 655,897 | 597,251 | + 159,838 | + 108,099 | + 267,937 |
| 6. Agency, Godávari | 206,902 | 180,060 | 153,330 | 104,496 | 91,221 | 78,002 | 102,406 | 88,839 | 75,328 | + 26,842 | + 26,730 | + 53,572 |
| 7. Kistna | 1,997,535 | 1,744,138 | 1,526,038 | 994,961 | 870,118 | 762,220 | 1,002,574 | 874,020 | 763,818 | + 253,397 | + 218,100 | + 471,497 |
| 8. Guntúr | 1,697,551 | 1,490,635 | 1,316,204 | 856,665 | 752,727 | 664,216 | 840,886 | 737,908 | 651,988 | + 206,916 | + 174,431 | + 381,347 |
| 9. Nellore | 1,328,152 | 1,274,831 | 1,240,241 | 665,305 | 641,315 | 624,775 | 662,847 | 633,516 | 615,466 | + 53,321 | + 34,590 | + 87,911 |
| 10. Cuddapah | 893,998 | 880,080 | 882,762 | 454,061 | 445,299 | 447,112 | 439,937 | 434,781 | 435,650 | + 13,918 | − 2,682 | + 11,236 |
| 11. Kurnool | 935,199 | 872,070 | 817,811 | 471,424 | 440,623 | 414,136 | 463,775 | 431,447 | 403,675 | + 63,129 | + 54,259 | + 117,388 |
| 12. Bellary | 969,436 | 947,214 | 880,950 | 490,843 | 480,576 | 449,030 | 478,593 | 466,638 | 431,920 | + 22,222 | + 66,264 | + 88,486 |
| 13. Anantapur | 963,223 | 933,757 | 862,640 | 491,232 | 478,717 | 442,005 | 468,991 | 455,040 | 420,635 | + 29,466 | + 71,117 | + 100,583 |
| 14. Madras | 518,660 | 509,346 | 452,518 | 266,465 | 256,730 | 225,817 | 252,195 | 252,616 | 226,701 | + 9,314 | + 56,828 | + 66,142 |
| 15. Chingleput | 1,406,008 | 1,310,106 | 1,201,183 | 705,641 | 669,413 | 605,676 | 700,367 | 640,693 | 595,507 | + 95,902 | + 108,923 | + 204,825 |
| 16. Chittoor | 1,238,742 | 1,172,886 | 1,119,795 | 629,379 | 594,270 | 569,454 | 609,363 | 578,616 | 550,341 | + 65,856 | + 53,091 | + 118,947 |
| 17. North Arcot | 1,960,960 | 1,750,566 | 1,643,316 | 970,073 | 865,204 | 815,955 | 990,887 | 885,362 | 827,361 | + 210,394 | + 107,250 | + 317,644 |
| 18. Salem | 1,766,680 | 1,699,482 | 1,486,800 | 876,950 | 839,559 | 731,051 | 889,730 | 859,923 | 755,749 | + 67,198 | + 212,682 | + 279,880 |
| 19. Coimbatore | 2,116,564 | 1,979,464 | 1,791,704 | 1,044,429 | 975,296 | 878,397 | 1,072,135 | 1,004,168 | 913,307 | + 137,100 | + 187,760 | + 324,860 |
| 20. South Arcot | 2,362,566 | 2,105,809 | 1,957,448 | 1,172,807 | 1,045,631 | 975,866 | 1,189,759 | 1,060,178 | 981,582 | + 256,757 | + 148,361 | + 405,118 |
| 21. Tanjore | 2,362,689 | 2,245,029 | 2,228,114 | 1,123,084 | 1,066,423 | 1,066,045 | 1,239,605 | 1,178,606 | 1,162,069 | + 117,660 | + 16,915 | + 134,575 |
| 22. Trichinopoly | 2,107,029 | 1,965,119 | 1,871,476 | 1,022,866 | 951,796 | 904,809 | 1,084,163 | 1,013,323 | 966,667 | + 141,910 | + 93,643 | + 235,553 |
| 23. Madura | 1,932,832 | 1,713,188 | 1,542,245 | 946,306 | 837,385 | 753,224 | 986,526 | 875,803 | 789,021 | + 219,644 | + 170,943 | + 390,587 |
| 24. Ramnad | 1,658,453 | 1,519,204 | 1,451,205 | 786,187 | 717,338 | 687,319 | 872,266 | 801,866 | 763,886 | + 139,249 | + 67,999 | + 207,248 |
| 25. Tinnevelly | 1,790,619 | 1,658,495 | 1,531,049 | 865,533 | 804,132 | 744,402 | 924,986 | 854,363 | 786,557 | + 132,124 | + 127,446 | + 259,570 |
| 26. Nilgiris | 116,618 | 112,882 | 101,138 | 63,509 | 61,348 | 56,880 | 55,109 | 51,534 | 44,248 | + 5,736 | + 11,744 | + 17,480 |
| 27. Malabar | 3,015,119 | 2,795,738 | 2,648,172 | 1,482,618 | 1,381,625 | 1,312,282 | 1,532,503 | 1,414,113 | 1,335,890 | + 219,381 | + 147,566 | + 366,947 |
| 28. Anjengo | 5,572 | 4,817 | 4,393 | 2,690 | 2,292 | 2,079 | 2,882 | 2,525 | 2,314 | + 755 | + 424 | + 1,179 |
| 29. South Canara | 1,195,227 | 1,134,713 | 1,056,081 | 578,088 | 548,516 | 510,937 | 617,139 | 586,197 | 545,144 | + 60,514 | + 78,632 | + 139,146 |
| ***(2) Feudatory States*** | ***464,756*** | ***423,904*** | ***419,980*** | ***223,053*** | ***202,683*** | ***201,657*** | ***241,703*** | ***221,221*** | ***218,323*** | ***+ 40,852*** | ***+ 3,924*** | ***+ 44,776*** |
| 30. Pudukkóttai | 411,886 | 380,440 | 373,096 | 196,566 | 180,794 | 177,912 | 215,320 | 199,646 | 195,184 | + 31,446 | + 7,344 | + 38,790 |
| 31. Banganapalle | 39,344 | 32,264 | 35,496 | 19,776 | 16,231 | 18,026 | 19,568 | 16,033 | 17,470 | + 7,080 | − 3,232 | + 3,848 |
| 32. Sandúr | 13,526 | 11,200 | 11,388 | 6,711 | 5,658 | 5,719 | 6,815 | 5,542 | 5,669 | + 2,326 | − 188 | + 2,138 |



This content downloaded from 106.51.163.168 on Wed, 05 Jun 2024 15:15:17 +00:00
All use subject to https://about.jstor.org/terms

# TABLE III.

## TOWNS AND VILLAGES CLASSIFIED BY POPULATION.

In this table, as in tables I and IV, cantonments have been treated as forming part of the towns in which they are situated.

Before towns and villages were grouped in the proper class, the floating population enumerated therein, (in encampments, boats, trains, etc.), was excluded from the total population shown in the volumes of Village Statistics. This floating population for each district is shown in the last column of the table.



This content downloaded from
106.51.163.168 on Wed, 05 Jun 2024 15:15:17 +00:00
All use subject to https://about.jstor.org/terms

# TABLE III.

## Towns and villages classified by population.

| DISTRICT OR STATE. | TOTAL NUMBER OF INHABITED TOWNS AND VILLAGES. | POPULATION. | UNDER 500. | | 500—1,000. | | 1,000—2,000. | | 2,000—5,000. | | 5,000—10,000. | | 10,000—20,000. | | 20,000—50,000. | | 50,000—100,000. | | 100,000 and over. | | Encampments, boats and railway population classed. |
|---|---|---|---|---|---|---|---|---|---|---|---|---|---|---|---|---|---|---|---|---|---|
| | | | Number. | Population. | Number. | Population. | Number. | Population. | Number. | Population. | Number. | Population. | Number. | Population. | Number. | Population. | Number. | Population. | Number. | Population. | |
| 1 | 2 | 3 | 4 | 5 | 6 | 7 | 8 | 9 | 10 | 11 | 12 | 13 | 14 | 15 | 16 | 17 | 18 | 19 | 20 | 21 | 22 |
| **MADRAS ...** | *54,623* | *41,870,160* | *31,945* | *5,580,421* | *10,275* | *7,387,573* | *8,066* | *11,246,364* | *3,756* | *10,778,678* | *411* | *2,699,977* | *120* | *1,647,240* | *39* | *1,234,949* | *8* | *480,385* | *3* | *772,309* | *42,264* |
| **1) British Territory ...** | *54,114* | *41,405,404* | *31,741* | *5,530,787* | *10,131* | *7,285,082* | *7,947* | *11,087,248* | *3,718* | *10,671,268* | *408* | *2,680,722* | *120* | *1,647,240* | *38* | *1,208,099* | *8* | *480,385* | *3* | *772,309* | *42,264* |
| 1. Ganjám ... ... | 4,154 | 1,870,826 | 3,013 | 629,840 | 755 | 486,603 | 285 | 388,465 | 90 | 246,203 | 8 | 51,829 | 2 | 36,222 | 1 | 31,272 | ... | ... | ... | ... | 392 |
| 2. Agency, Ganjám ... | 2,056 | 350,466 | 1,940 | 263,439 | 99 | 64,457 | 16 | 20,399 | 1 | 2,171 | ... | ... | ... | ... | ... | ... | ... | ... | ... | ... | ... |
| 3. Vizagapatam ... ... | 2,609 | 2,169,670 | 1,245 | 293,444 | 705 | 505,415 | 483 | 670,233 | 153 | 425,812 | 15 | 97,741 | 5 | 74,583 | 3 | 100,837 | ... | ... | ... | ... | 1,605 |
| 4. Agency, Vizagapatam. | 10,071 | 1,020,151 | 9,922 | 887,922 | 121 | 75,898 | 18 | 22,359 | 9 | 26,172 | 1 | 7,800 | ... | ... | ... | ... | ... | ... | ... | ... | ... |
| 5. Gódávari ... ... | 833 | 1,445,957 | 161 | 37,476 | 204 | 154,478 | 247 | 359,262 | 190 | 568,559 | 24 | 152,197 | 5 | 68,870 | 1 | 48,220 | 1 | 53,286 | ... | ... | 3,609 |
| 6. Agency, Gódávari ... | 1,102 | 206,902 | 1,027 | 116,954 | 49 | 33,885 | 13 | 15,978 | 12 | 34,097 | 1 | 5,988 | ... | ... | ... | ... | ... | ... | ... | ... | ... |
| 7. Kistna ... ... ... | 1,715 | 1,997,535 | 590 | 166,067 | 467 | 338,063 | 426 | 585,654 | 204 | 589,381 | 19 | 122,562 | 6 | 82,754 | 3 | 111,827 | ... | ... | ... | ... | 1,227 |
| 8. Guntúr ... ... ... | 945 | 1,697,551 | 122 | 36,503 | 183 | 137,762 | 335 | 492,004 | 284 | 813,638 | 15 | 104,474 | 5 | 71,505 | 1 | 40,417 | ... | ... | ... | ... | 1,248 |
| 9. Nellore ... ... | 1,602 | 1,328,152 | 792 | 190,337 | 388 | 282,852 | 299 | 408,275 | 108 | 310,068 | 12 | 78,370 | 2 | 24,551 | 1 | 32,992 | ... | ... | ... | ... | 707 |
| 10. Cuddapah ... ... | 882 | 893,998 | 364 | 92,151 | 220 | 160,382 | 202 | 284,347 | 85 | 239,847 | 5 | 30,887 | 6 | 86,077 | ... | ... | ... | ... | ... | ... | 307 |
| 11. Kurnool ... ... | 809 | 935,199 | 189 | 44,917 | 233 | 174,204 | 295 | 407,497 | 83 | 220,871 | 7 | 45,129 | 1 | 16,138 | 1 | 26,040 | ... | ... | ... | ... | 403 |
| 12. Bellary ... ... | 931 | 969,436 | 324 | 92,762 | 298 | 213,121 | 231 | 313,246 | 64 | 185,187 | 10 | 65,392 | 2 | 32,772 | 2 | 66,463 | ... | ... | ... | ... | 493 |
| 13. Anantapur ... ... | 846 | 963,223 | 253 | 68,024 | 237 | 176,800 | 251 | 351,811 | 91 | 245,870 | 10 | 74,736 | 4 | 44,189 | ... | ... | ... | ... | ... | ... | 1,793 |
| 14. Madras ... ... ... | 1 | 518,660 | ... | ... | ... | ... | ... | ... | ... | ... | ... | ... | ... | ... | ... | ... | ... | ... | 1 | 516,418 | 2,242 |
| 15. Chingleput ... ... | 2,157 | 1,406,008 | 1,265 | 319,340 | 607 | 427,769 | 209 | 282,602 | 60 | 166,122 | 9 | 62,440 | 5 | 71,200 | 1 | 21,325 | 1 | 53,864 | ... | ... | 1,346 |
| 16. Chittoor ... ... | 2,447 | 1,238,742 | 1,711 | 315,314 | 405 | 288,814 | 242 | 332,000 | 83 | 228,699 | 2 | 14,394 | 4 | 59,075 | ... | ... | ... | ... | ... | ... | 446 |
| 17. North Arcot ... ... | 2,326 | 1,960,960 | 1,023 | 254,651 | 727 | 520,342 | 437 | 598,482 | 117 | 323,514 | 15 | 108,244 | 3 | 40,170 | 4 | 114,728 | ... | ... | ... | ... | 829 |
| 18. Salem ... ... | 2,255 | 1,766,680 | 1,286 | 260,968 | 384 | 276,431 | 394 | 555,388 | 176 | 512,109 | 11 | 65,177 | 3 | 37,117 | ... | ... | 1 | 59,153 | ... | ... | 337 |
| 19. Coimbatore ... ... | 1,350 | 2,116,564 | 351 | 94,105 | 340 | 248,931 | 334 | 477,014 | 266 | 808,610 | 48 | 315,628 | 10 | 123,843 | 1 | 47,007 | ... | ... | ... | ... | 1,426 |
| 20. South Arcot ... ... | 2,351 | 2,362,566 | 746 | 229,746 | 829 | 610,559 | 579 | 798,968 | 179 | 486,608 | 9 | 59,841 | 7 | 95,582 | 1 | 21,327 | 1 | 56,238 | ... | ... | 3,697 |
| 21. Tanjore ... ... | 2,527 | 2,362,689 | 1,043 | 220,577 | 751 | 560,356 | 544 | 728,039 | 167 | 463,096 | 11 | 77,089 | 6 | 78,339 | 2 | 48,505 | 3 | 180,675 | ... | ... | 6,013 |
| 22. Trichinopoly ... ... | 1,381 | 2,107,029 | 387 | 94,399 | 247 | 181,927 | 422 | 618,648 | 315 | 871,472 | 26 | 160,901 | 2 | 30,825 | 1 | 24,799 | ... | ... | 1 | 122,316 | 1,742 |
| 23. Madura ... ... | 1,108 | 1,932,832 | 312 | 74,626 | 250 | 185,772 | 252 | 359,823 | 239 | 732,786 | 45 | 307,535 | 7 | 91,964 | 2 | 45,148 | ... | ... | 1 | 133,575 | 1,603 |
| 24. Rámnád ... ... | 3,408 | 1,658,453 | 2,643 | 424,035 | 431 | 303,235 | 201 | 285,385 | 104 | 301,879 | 16 | 109,844 | 9 | 127,824 | 4 | 105,554 | ... | ... | ... | ... | 697 |
| 25. Tinnevelly ... ... | 1,168 | 1,790,619 | 361 | 91,852 | 306 | 222,463 | 274 | 392,980 | 182 | 541,405 | 26 | 163,733 | 15 | 220,054 | 4 | 150,844 | ... | ... | ... | ... | 7,288 |
| 26. Nilgiris ... ... | 57 | 118,618 | 10 | 2,277 | 11 | 7,903 | 19 | 29,123 | 12 | 33,588 | 4 | 26,898 | 1 | 18,829 | ... | ... | ... | ... | ... | ... | ... |
| 27. Malabar ... ... | 2,216 | 3,015,119 | 587 | 187,497 | 654 | 474,600 | 593 | 810,736 | 323 | 955,109 | 46 | 291,819 | 8 | 93,218 | 4 | 122,392 | 1 | 77,169 | ... | ... | 2,579 |
| 28. Anjengo ... ... | 2 | 5,572 | ... | ... | ... | ... | 1 | 1,793 | 1 | 3,779 | ... | ... | ... | ... | ... | ... | ... | ... | ... | ... | ... |
| 29. South Canara ... ... | 805 | 1,195,227 | 94 | 41,564 | 230 | 172,060 | 345 | 496,737 | 120 | 334,616 | 13 | 80,074 | 2 | 21,539 | 1 | 48,402 | ... | ... | ... | ... | 235 |
| **(2) Feudatory States ...** | *509* | *464,756* | *204* | *49,634* | *144* | *102,491* | *119* | *159,116* | *38* | *107,410* | *3* | *19,255* | ... | ... | *1* | *26,850* | ... | ... | ... | ... | ... |
| 30. Pudukkóttai ... ... | 432 | 411,886 | 161 | 40,152 | 126 | 90,578 | 107 | 140,995 | 34 | 94,056 | 3 | 19,255 | ... | ... | 1 | 26,850 | ... | ... | ... | ... | ... |
| 31. Banganapalle ... | 59 | 39,344 | 33 | 8,226 | 15 | 9,760 | 8 | 12,539 | 3 | 8,819 | ... | ... | ... | ... | ... | ... | ... | ... | ... | ... | ... |
| 32. Sandúr ... ... | 18 | 13,526 | 10 | 1,256 | 3 | 2,153 | 4 | 5,582 | 1 | 4,535 | ... | ... | ... | ... | ... | ... | ... | ... | ... | ... | ... |

This content downloaded from 106.51.163.168 on Wed, 05 Jun 2024 15:15:17 +00:00
All use subject to https://about.jstor.org/terms

# TABLE IV.

## TOWNS CLASSIFIED BY POPULATION WITH VARIATION SINCE 1871.

This table shows the population of towns at each of the last five enumerations, and distribution by sex at the last three.

For the purposes of census, a 'town' includes every municipality, every cantonment, and every other continuous collection of houses inhabited by not less than 5,000 persons, which is of an urban character though not under municipal Government. This numerical test was not however strictly applied, and ten places with a population of less than 5,000 persons have been treated as towns.

The towns are arranged in this table according to their population in 1911, and have been grouped in six classes :—

| Class. | Limits of population. | Number of towns. | Classification. | | |
|---|---|---|---|---|---|
| | | | * Municipality. | Cantonment. | Others. |
| I | 100,000 and over ... ... | 3 | 3 | ... | ... |
| II | 50,000 to 100,000 ... ... | 8 | 8 | ... | ... |
| III | 20,000 to 50,000 ... ... | 40 | 32 | ... | 8 |
| IV | 10,000 to 20,000 ... ... | 105 | 13 | 2 | 90 |
| V | 5,000 to 10,000 ... ... ... | 113 | 4 | 2 | 107 |
| VI | Under 5,000 ... ... ... | 11 | 1 | ... | 10 |

* Includes also towns which are both municipality and cantonment.

The forty-six towns which are printed in *italics* were treated as such for the first time in 1911; while only one town (Ganjam) treated as such in 1901 has been omitted from the list. The population of previous censuses against the former represents that of the revenue villages which now make up the town. It has been found impossible to ascertain the population for two towns in 1881, and for five in 1871; in such cases the variation in columns 11 to 13 are left blank.

This content downloaded from
106.51.163.168 on Wed, 05 Jun 2024 15:15:17 +00:00
All use subject to https://about.jstor.org/terms

# TABLE IV.

## Towns classified by population with variation since 1871.

| TOWN. | DISTRICT OR STATE. | MUNICIPALITY OR CANTONMENT. | POPULATION | | | | | VARIATION. INCREASE (+) OR DECREASE (−). | | | | VARIATION IN PERIOD 1871 TO 1911. INCREASE (+) OR DECREASE (−). | MALES. | | | FEMALES. | | |
|---|---|---|---|---|---|---|---|---|---|---|---|---|---|---|---|---|---|---|
| | | | 1911. | 1901. | 1891. | 1881. | 1871. | 1901 to 1911. | 1891 to 1901. | 1881 to 1891. | 1871 to 1881. | | 1911. | 1901. | 1891. | 1911. | 1901. | 1891. |
| 1 | 2 | 3 | 4 | 5 | 6 | 7 | 8 | 9 | 10 | 11 | 12 | 13 | 14 | 15 | 16 | 17 | 18 | 19 |
| **GRAND TOTAL** | ... | ... | ***4,919,476*** | ***4,645,582*** | ***3,908,371*** | ***3,464,635*** | ***3,222,111*** | ***273,894*** | ***737,211*** | ***438,581*** | ***218,671*** | ***1,653,845*** | ***2,426,625*** | ***2,276,849*** | ***1,908,261*** | ***2,492,851*** | ***2,368,733*** | ***2,000,110*** |
| **Class I** | ... 100,000 and over | ... | ***776,302*** | ***720,051*** | ***630,555*** | ***564,104*** | ***526,069*** | ***56,251*** | ***89,496*** | ***66,451*** | ***38,035*** | ***250,233*** | ***395,116*** | ***360,612*** | ***313,777*** | ***381,186*** | ***359,439*** | ***316,778*** |
| MADRAS ... ... | MADRAS ... ... | M. & C.... | 518,660 | 509,346 | 452,518 | 405,848 | 397,552 | 9,314 | 56,828 | 46,670 | 8,296 | 121,108 | 266,465 | 256,730 | 225,817 | 252,195 | 252,616 | 226,701 |
| MADURA ... | MADURA ... | M. ... | 134,130 | 105,984 | 87,428 | 73,807 | 51,987 | 28,146 | 18,556 | 13,621 | 21,820 | 82,143 | 67,091 | 52,667 | 43,880 | 67,039 | 53,317 | 43,548 |
| TRICHINOPOLY ... | TRICHINOPOLY ... | M. & C.... | 123,512 | 104,721 | 90,609 | 84,449 | 76,530 | 18,791 | 14,112 | 6,160 | 7,919 | 46,982 | 61,560 | 51,215 | 44,080 | 61,952 | 53,506 | 46,529 |
| **Class II** | ... 50,000 to 100,000 | ... | ***487,274*** | ***468,811*** | ***432,162*** | ***376,126*** | ***338,574*** | ***18,463*** | ***36,649*** | ***56,036*** | ***37,552*** | ***148,700*** | ***241,103*** | ***228,989*** | ***210,964*** | ***246,171*** | ***239,822*** | ***221,198*** |
| CALICUT ... ... | MALABAR ... ... | M. & C... | 78,417 | 76,981 | 66,078 | 57,085 | 47,962 | 1,436 | 10,903 | 8,993 | 9,123 | 30,455 | 40,680 | 39,986 | 34,507 | 37,737 | 36,995 | 31,571 |
| KUMBAKONAM ... | TANJORE ... ... | M. ... | 64,647 | 59,673 | 54,307 | 50,098 | 44,444 | 4,974 | 5,366 | 4,209 | 5,654 | 20,203 | 31,327 | 28,650 | 26,471 | 33,320 | 31,023 | 27,836 |
| TANJORE ... ... | TANJORE ... ... | M. ... | 60,341 | 57,870 | 54,390 | 54,745 | 52,175 | 24,71 | 3,480 | −355 | 2,570 | 8,166 | 28,777 | 27,611 | 25,945 | 31,564 | 30,259 | 28,445 |
| NEGAPATAM ... | TANJORE ... ... | M ... | 60,168 | 57,190 | 59,221 | 53,855 | 48,525 | 2,978 | − 2,031 | 5,366 | 5,330 | 11,643 | 29,995 | 26,540 | 27,041 | 30,173 | 30,650 | 32,180 |
| SALEM ... ... | SALEM ... ... | M. ... | 59,153 | 70,621 | 67,710 | 50,667 | 50,012 | −11,468 | 2,911 | 17,043 | 655 | 9,141 | 29,232 | 34,337 | 32,860 | 29,921 | 36,284 | 34,850 |
| CUDDALORE ... ... | SOUTH ARCOT ... | M. ... | 56,574 | 52,216 | 47,355 | 43,545 | 40,290 | 4,358 | 4,861 | 3,810 | 3,255 | 16,284 | 28,012 | 25,738 | 23,197 | 28,562 | 26,478 | 24,158 |
| COCANADA ... ... | GÓDÁVARI ... ... | M. ... | 54,110 | 48,096 | 40,553 | 28,856 | 17,839 | 6,014 | 7,543 | 11,697 | 11,017 | 36,271 | 26,629 | 23,594 | 20,328 | 27,481 | 24,502 | 20,225 |
| CONJEEVERAM ... | CHINGLEPUT ... | M. ... | 53,864 | 46,164 | 42,548 | 37,275 | 37,327 | 7,700 | 3,616 | 5,273 | −52 | 16,537 | 26,451 | 22,533 | 20,615 | 27,413 | 23,631 | 21,933 |
| **Class III** | ... 20,000 to 50,000 | ... | ***1,264,259*** | ***1,162,487*** | ***986,421*** | ***845,200*** | ***779,108*** | ***101,772*** | ***176,066*** | ***141,221*** | ***66,092*** | ***485,151*** | ***626,312*** | ***572,197*** | ***484,008*** | ***637,947*** | ***590,290*** | ***502,413*** |
| VELLORE ... | NORTH ARCOT ... | M. ... | 49,746 | 43,537 | 44,925 | 37,491 | 38,022 | 6,209 | −1,388 | 7,434 | −531 | 11,724 | 23,831 | 20,514 | 21,285 | 25,915 | 23,023 | 23,640 |
| RAJAHMUNDRY ... | GÓDÁVARI ... | M. ... | 48,417 | 36,408 | 28,397 | 24,555 | 19,738 | 12,009 | 8,011 | 3,842 | 4,817 | 28,679 | 23,761 | 17,779 | 13,934 | 24,656 | 18,629 | 14,463 |
| MANGALORE ... | SOUTH CANARA ... | M. ... | 48,412 | 44,108 | 40,922 | 32,099 | 29,712 | 4,304 | 3,186 | 8,823 | 2,387 | 18,700 | 25,129 | 22,501 | 21,357 | 23,283 | 21,607 | 19,565 |
| COIMBATORE ... | COIMBATORE ... ... | M ... | 47,007 | 53,080 | 46,383 | 38,967 | 35,310 | −6,073 | 6,697 | 7,416 | 3,657 | 11,697 | 23,399 | 25,913 | 22,238 | 23,608 | 27,167 | 24,145 |
| PÁLAMCOTTAH ... | TINNEVELLY ... | M. ... | 44,909 | 39,545 | 18,686 | 17,964 | 17,945 | 5,364 | 20,859 | 722 | 19 | 26,964 | 21,231 | 18,388 | 8,845 | 23,678 | 21,157 | 9,841 |
| TINNEVELLY ... | TINNEVELLY ... | M. ... | 44,805 | 40,469 | 24,768 | 23,221 | 21,044 | 4,336 | 15,701 | 1,547 | 2,177 | 23,761 | 21,246 | 19,052 | 11,759 | 23,559 | 21,417 | 13,009 |
| PALGHAT ... | MALABAR ... ... | M. ... | 44,319 | 44,177 | 39,481 | 36,339 | 30,752 | 142 | 4,696 | 3,142 | 5,587 | 13,567 | 21,776 | 21,673 | 19,128 | 22,543 | 22,504 | 20,353 |
| VIZAGAPATAM ... | VIZAGAPATAM ... | M. ... | 43,413 | 40,892 | 34,487 | 30,291 | 32,191 | 2,521 | 6,405 | 4,196 | −1,900 | 11,222 | 21,465 | 20,034 | 16,702 | 21,948 | 20,858 | 17,785 |
| MASULIPATAM ... | KISTNA ... ... | M. ... | 42,123 | 39,507 | 38,809 | 35,056 | 36,188 | 2,616 | 698 | 3,753 | −1,132 | 5,935 | 20,536 | 19,067 | 18,601 | 21,587 | 20,440 | 20,208 |
| GUNTÚR ... | GUNTÚR ... ... | M. ... | 40,529 | 30,833 | 23,359 | 19,646 | 18,033 | 9,696 | 7,474 | 3,713 | 1,613 | 22,496 | 20,826 | 15,628 | 11,753 | 19,703 | 15,205 | 11,606 |
| TUTICORIN ... | TINNEVELLY ... | M. ... | 40,185 | 28,048 | 25,107 | 16,281 | 10,565 | 12,137 | 2,941 | 8,826 | 5,716 | 29,620 | 20,320 | 13,953 | 13,713 | 19,865 | 14,095 | 11,394 |
| ELLORE ... ... | KISTNA ... ... | M. ... | 37,819 | 33,521 | 29,382 | 25,092 | 25,487 | 4,298 | 4,139 | 4,290 | − 395 | 12,332 | 19,302 | 16,289 | 14,287 | 19,517 | 17,232 | 15,095 |
| VIZIANAGRAM ... | VIZAGAPATAM ... | M. ... | 37,550 | 37,270 | 30,881 | 22,577 | 20,169 | 280 | 6,389 | 8,304 | 2,408 | 17,381 | 17,897 | 17,817 | 14,882 | 19,653 | 19,453 | 15,999 |
| BELLARY ... | BELLARY ... ... | M. & C.... | 34,956 | 58,247 | 59,467 | 53,460 | 51,766 | − 23,291 | −1,220 | 6,007 | 1,694 | −16,810 | 18,474 | 29,699 | 30,244 | 16,482 | 28,548 | 29,223 |
| NELLORE ... | NELLORE ... ... | M. ... | 33,246 | 32,040 | 29,336 | 27,505 | 29,922 | 1,206 | 2,704 | 1,831 | −2,417 | 3,324 | 16,180 | 15,507 | 14,310 | 17,066 | 16,533 | 15,026 |
| BEZWÁDA ... ... | KISTNA ... ... | M. ... | 32,867 | 24,224 | 20,741 | 9,336 | 8,026 | 8,643 | 3,483 | 11,405 | 1,310 | 24,841 | 17,026 | 12,449 | 11,404 | 15,841 | 11,775 | 9,337 |
| ADÓNI ... ... | BELLARY ... ... | M. ... | 31,645 | 30,416 | 26,243 | 22,441 | 22,723 | 1,229 | 4,173 | 3,802 | −282 | 8,922 | 16,080 | 15,468 | 13,252 | 15,565 | 14,948 | 12,991 |
| BERHAMPUR ... | GANJÁM ... ... | M. ... | 31,456 | 25,729 | 25,653 | 23,599 | 21,670 | 5,727 | 76 | 2,054 | 1,929 | 9,786 | 15,331 | 12,103 | 12,397 | 16,125 | 13,626 | 13,256 |
| TELLICHERRY ... | MALABAR ... ... | M. ... | 29,258 | 27,883 | 27,196 | 26,410 | 20,504 | 1,375 | 687 | 786 | 5,906 | 8,754 | 14,275 | 13,057 | 13,403 | 14,983 | 14,226 | 13,793 |
| SRÍVILLIPUTTÚR ... | RÁMNÁD ... ... | M. ... | 29,086 | 26,382 | 21,448 | 18,256 | 16,067 | 2,684 | 4,934 | 3,192 | 2,189 | 12,999 | 14,331 | 12,897 | 10,448 | 14,735 | 13,485 | 11,000 |
| CANNANORE ... | MALABAR ... ... | M. & C... | 28,957 | 27,811 | 27,418 | 26,386 | 31,070 | 1,146 | 393 | 1,032 | −4,684 | −2,113 | 14,241 | 13,711 | 13,273 | 14,716 | 14,100 | 14,145 |
| RÁJAPÁLAIYAM ... | RÁMNÁD ... ... | ... | 28,412 | 25,360 | 13,301 | 12,021 | 10,864 | 3,052 | 12,059 | 1,280 | 1,137 | 17,528 | 14,108 | 12,639 | 6,607 | 14,304 | 12,721 | 6,694 |
| MÁYAVARAM ... | TANJORE ... ... | M. ... | 27,121 | 24,276 | 23,765 | 23,044 | 21,165 | 2,845 | 511 | 721 | 1,879 | 5,956 | 13,264 | 11,745 | 11,534 | 13,857 | 12,531 | 12,231 |
| PUDUKKÓTTAI ... | PUDUKKÓTTAI ... | ... | 26,850 | 20,347 | 16,885 | 15,384 | 13,978 | 6,503 | 3,462 | 1,501 | 1,406 | 12,872 | 13,108 | 9,949 | 8,099 | 13,742 | 10,398 | 8,786 |

This content downloaded from 106.51.163.168 on Wed, 05 Jun 2024 15:15:17 +00:00
All use subject to https://about.jstor.org/terms

## Towns classified by population with variation since 1871—*continued.*

| TOWN. | DISTRICT OR STATE. | MUNICIPALITY OR CANTONMENT. | POPULATION. | | | | | VARIATION. INCREASE (+) OR DECREASE (−). | | | | VARIATION IN PERIOD 1871 TO 1911. INCREASE (+) OR DECREASE (−). | MALES. | | | FEMALES. | | |
|---|---|---|---|---|---|---|---|---|---|---|---|---|---|---|---|---|---|---|
| | | | 1911. | 1901. | 1891. | 1881. | 1871. | 1901 to 1911. | 1891 to 1901. | 1881 to 1891. | 1871 to 1881. | | 1911. | 1901. | 1891. | 1911. | 1901. | 1891. |
| 1 | 2 | 3 | 4 | 5 | 6 | 7 | 8 | 9 | 10 | 11 | 12 | 13 | 14 | 15 | 16 | 17 | 18 | 19 |
| **Class III—*cont.*** | | | | | | | | | | | | | | | | | | |
| Aruppukóttai ... | Rámnád ... ... | ... | 26,681 | 23,833 | 12,673 | 10,831 | 10,729 | 3,048 | 10,960 | 1,842 | 102 | 15,952 | 12,988 | 11,551 | 6,131 | 13,693 | 12 082 | 6,542 |
| Kurnool ... | Kurnool ... | M. | 26,049 | 25,376 | 24,376 | 20,329 | 25,579 | 664 | 1,000 | 4,047 | −5,250 | 461 | 12,766 | 12.464 | 11,671 | 13,274 | 12,912 | 12,705 |
| Tiruchendúr ... | Tinnevelly ... ... | | 25,531 | 26,056 | 8,266 | 7,582 | 7,051 | −525 | 17.790 | 684 | 531 | 18,480 | 16,136 | 16,953 | 4,378 | 9,395 | 9.103 | 3,888 |
| Dindigul ... | Madura ... | M. | 25,052 | 25,182 | 20,203 | 14.182 | 12,865 | −130 | 4 979 | 6,021 | 1,317 | 12.187 | 12,720 | 12,628 | 10,027 | 12,332 | 12,554 | 10 176 |
| Srírangam ... | Trichinopoly ... | M. | 24,799 | 23,039 | 21,632 | 19,773 | 11,271 | 1,760 | 1,407 | 1,859 | 8,502 | 13,528 | 11,683 | 10,943 | 10,238 | 13,116 | 12,096 | 11,394 |
| Gudiyáttam ... | North Arcot ... | M. | 23,390 | 21,335 | 18,747 | 10,641 | 10,804 | 2,055 | 2,588 | 8,106 | −163 | 12,586 | 11,386 | 10,263 | 9,226 | 12,004 | 11,072 | 9,521 |
| Kulasékarapatnam ... | Tinnevelly ... | | 21,812 | 19,898 | 15,924 | 14,972 | 11,552 | 1,914 | 3,974 | 952 | 3,420 | 10 260 | 9,525 | 8,391 | 7,026 | 12,287 | 11,507 | 8,898 |
| Mannárgudi ... | Tanjore ... | M. | 21,398 | 20,449 | 20,395 | 19,409 | 17,703 | 949 | 54 | 986 | 1,706 | 3.695 | 10,556 | 9,961 | 9,766 | 10,842 | 10,488 | 10,689 |
| Virudupatti ... | Rámnád ... | | 21,355 | 16,837 | 14,075 | 9,506 | 5,169 | 4,518 | 2,762 | 4,569 | 4,337 | 16,186 | 10,710 | 8,093 | 6,547 | 10,645 | 8,744 | 7,528 |
| Chidambaram ... | South Arcot ... | M. | 21,327 | 19,909 | 18,640 | 19,837 | 15,519 | 1,418 | 1,269 | −1,197 | 4,318 | 5,808 | 10,279 | 9,631 | 9,079 | 11,048 | 10,278 | 9,561 |
| Sembiem ... | Chingleput ... | | 21,325 | 17,567 | 14,278 | 11,901 | 9,958 | 3,758 | 3,291 | 2,375 | 1,943 | 11,367 | 11,000 | 8,876 | 7.246 | 10,325 | 8,691 | 7,030 |
| Tiruvannámalai ... | North Arcot ... | M. | 21,244 | 17,069 | 12,155 | 9,592 | 9,312 | 4,175 | 4.914 | 2,563 | 280 | 11,932 | 10,621 | 8.416 | 5.976 | 10,623 | 8,653 | 6,179 |
| Anakápalle ... | Vizagapatam ... | M. | 20,625 | 18,539 | 17,010 | 13,341 | 13,044 | 2,086 | 1 529 | 3,669 | 297 | 7,581 | 10,165 | 9,023 | 8,489 | 10,460 | 9,516 | 8,521 |
| Vániyambádi ... | North Arcot ... | M. | 20,406 | 12,005 | 15.838 | 15,426 | 8,627 | 8,401 | −3,833 | 412 | 6,799 | 11,779 | 9,205 | 5,467 | 6,988 | 11.201 | 6,538 | 8,850 |
| Bódináyakkanúr ... | Madura ... | | 20,183 | 22,2 9 | 17,570 | 14,759 | 13,154 | −2.026 | 4,639 | 2,811 | 1,605 | 7,029 | 9,671 | 10,770 | 8,446 | 10,512 | 11,439 | 9,124 |
| Cochin ... ... | Malabar ... | M. | 20,023 | 19,274 | 17,601 | 15,698 | 13,840 | 749 | 1,673 | 1,903 | 1,858 | 6,183 | 10,764 | 10,335 | 9,379 | 9,259 | 8,939 | 8,222 |
| **Class IV** ... | 10,000 to 20,000 ... | ... | *1,480,071* | *1,374,392* | *1,073,725* | *977,374* | *897,260* | *105,679* | *300,667* | *96,351* | *59,728* | *556,227* | *720,468* | *665,996* | *517,401* | *759,603* | *708,396* | *556,324* |
| Tenkási ... | Tinnevelly ... | | 19,940 | 18,128 | 12,861 | 11,987 | 10,605 | 1,812 | 5,267 | 874 | 1,382 | 9,335 | 9,495 | 8,622 | 6,151 | 10,445 | 9,506 | 6 710 |
| *Tanuku* ... ... | Kistna ... | | 18,835 | 15,036 | 13,720 | 12,499 | 10,628 | 3,799 | 1,316 | 1,221 | 1,871 | 8,207 | 9,336 | 7,314 | 6,777 | 9,499 | 7,722 | 6,943 |
| Ootacamund ... | Nilgiris ... | M. | 18,829 | 18,596 | 15,053 | 12,385 | 9,982 | 233 | 3,543 | 2,718 | 2,353 | 8 847 | 9,955 | 9.666 | 7,912 | 8,874 | 8,930 | 7,141 |
| *Kóttúr* ... ... | Coimbatore ... | | 18,801 | 17,974 | 14,795 | 13,498 | 13,010 | 827 | 3,179 | 1,297 | 488 | 5,791 | 9,019 | 8,973 | 7.024 | 9,782 | 9.001 | 7,771 |
| Paramagudi ... | Rámnád ... | | 18,794 | 16,134 | 10,001 | 9,287 | 10,740 | 2,660 | 6,133 | 714 | −1,453 | 8,054 | 9,127 | 7,955 | 4,986 | 9,667 | 8,179 | 5,035 |
| Periyakulam ... | Madura ... | M. | 18,715 | 17,960 | 16,363 | 16,446 | 15,339 | 755 | 1,597 | −83 | 1,107 | 3,376 | 8,817 | 8,502 | 7.718 | 9,898 | 9,458 | 8,645 |
| Chirála ... | Guntúr ... | | 18,618 | 16,264 | 10,581 | 9,061 | 9,256 | 2,354 | 5,683 | 1,520 | −195 | 9,362 | 9,223 | 8.023 | 5.241 | 9,395 | 8.241 | 5,340 |
| Parlákimedi ... | Ganjám ... | M. | 18,370 | 17,336 | 16,390 | 10,812 | 15,958 | 1,034 | 946 | 5,578 | −5,146 | 2,412 | 8,638 | 8,039 | 7,725 | 9,732 | 9,297 | 8,665 |
| Ambúr ... | North Arcot ... | | 18,264 | 15,903 | 10,586 | 10,390 | 9,950 | 2,361 | 5,317 | 196 | 440 | 8,314 | 8,544 | 7,462 | 4,974 | 9,720 | 8 441 | 5,612 |
| Bobbili ... | Vizagapatam ... | | 18,261 | 17,387 | 14,468 | 14,943 | 14,166 | 874 | 2 919 | −475 | 777 | 4,095 | 8,849 | 8,475 | 6,981 | 9,412 | 8,912 | 7,487 |
| Tenáli ... | Guntúr ... | M. | 18,195 | 10,201 | 6,074 | 4,747 | 4,042 | 7,991 | 4,130 | 1,327 | 705 | 14,153 | 9,320 | 5,289 | 3,070 | 8,875 | 4,915 | 3,004 |
| *Attili* ... ... | Kistna ... | | 17,954 | 16,094 | 14 486 | 13,656 | 12,080 | 1,860 | 1,608 | 838 | 1,580 | 5.894 | 8,552 | 7.798 | 7.016 | 9,402 | 8,296 | 7,470 |
| Dhárápuram ... | Coimbatore ... | | 17,926 | 17,178 | 7,680 | 7,310 | 7.009 | 748 | 9,498 | 370 | 301 | 10,917 | 8,612 | 8,276 | 3,590 | 9,314 | 8,902 | 4,090 |
| Chicacole ... | Ganjám ... | M. | 17,852 | 18,196 | 18,241 | 16.355 | 15,587 | −344 | −45 | 1,886 | 768 | 2 265 | 8,246 | 8,403 | 8.479 | 9,606 | 9,793 | 9,762 |
| Cuddapah ... | Cuddapah ... | M. | 17,807 | 16,432 | 17,379 | 18,982 | 16,275 | 1,375 | −947 | −1,603 | 2,707 | 1,532 | 8,675 | 8,046 | 8,685 | 9,132 | 8,386 | 8,694 |
| Karúr ... ... | Trichinopoly ... | M. | 17,674 | 12,769 | 10,750 | 9,205 | 9,378 | 4,905 | 2.019 | 1,545 | −173 | 8,296 | 8,755 | 6,321 | 5,162 | 8,919 | 6.448 | 5,588 |
| Sálúr ... ... | Vizagapatam ... | | 17,594 | 16,239 | 12,917 | 11,856 | 10,633 | 1,355 | 3,322 | 1,061 | 1,223 | 6,961 | 8,473 | 7,678 | 5,989 | 9,121 | 8,561 | 6,928 |
| Kallidaikurichi ... | Tinnevelly ... | | 17,263 | 14,913 | 11,096 | 10,936 | 11,580 | 2,350 | 3,817 | 160 | −644 | 5,683 | 8,095 | 6,963 | 5 230 | 9,168 | 7,950 | 5,866 |
| Kadattanallúr ... | Tinnevelly ... | | 17,077 | 13,939 | 8,200 | 7,467 | 7,010 | 3 138 | 5,739 | 733 | 457 | 10 067 | 8,330 | 6,778 | 4,026 | 8,747 | 7,161 | 4,174 |
| Hospet ... ... | Bellary ... | | 16,937 | 18,482 | 12,878 | 10,219 | 10,065 | −1,545 | 5.604 | 2,659 | 154 | 6,872 | 8,408 | 9,289 | 6,268 | 8,529 | 9,193 | 6,610 |
| Parvatípuram ... | Vizagapatam ... | | 16,773 | 17,308 | 10,053 | 9,933 | 8,565 | −535 | 7,255 | 120 | 1,368 | 8 208 | 8,049 | 8,348 | 4,711 | 8,724 | 8,960 | 5,342 |
| Erode ... ... | Coimbatore ... | M. | 16,701 | 15,529 | 12,330 | 9,864 | 10,201 | 1,172 | 3,199 | 2,466 | - 337 | 6,500 | 8,402 | 7,714 | 6,123 | 8,299 | 7,815 | 6,207 |
| Tirupati ... ... | Chittoor ... ... | M. | 16,701 | 15.485 | 14,242 | 13,232 | 10,423 | 1,216 | 1,243 | 1,010 | 2,809 | 6,278 | 8,239 | 7,541 | 6 874 | 8,462 | 7,944 | 7,368 |
| Rámnád ... ... | Rámnád ... ... | | 16,513 | 14,546 | 13,619 | 10.519 | .. | 1,967 | 927 | 3,100 | ... | ... | 7,636 | 6,918 | 6,428 | 8,877 | 7,628 | 7,191 |
| Tiruválúr ... ... | Tanjore ... ... | | 16,408 | 15,436 | 12,934 | 9,181 | 8,560 | 972 | 2,502 | 3,753 | 621 | 7,848 | 7,998 | 7,308 | 6,063 | 8,470 | 8,128 | 6.871 |



This content downloaded from 106.51.163.168 on Wed, 05 Jun 2024 15:15:17 +00:00
All use subject to https://about.jstor.org/terms

# TABLE IV.

## Towns classified by population with variation since 1871—*continued.*

| TOWN. | DISTRICT OR STATE. | MUNICIPALITY OR CANTONMENT. | POPULATION. | | | | | VARIATION. INCREASE (+) OR DECREASE (−). | | | | VARIATION IN PERIOD 1871 TO 1911 INCREASE (+) OR DECREASE (−) | MALES. | | | FEMALES. | | |
|---|---|---|---|---|---|---|---|---|---|---|---|---|---|---|---|---|---|---|
| | | | 1911. | 1901. | 1891. | 1881. | 1871. | 1901 to 1911 | 1891 to 1901. | 1881 to 1891. | 1871 to 1881 | | 1911. | 1901. | 1891. | 1911. | 1901. | 1891. |
| 1 | 2 | 3 | 4 | 5 | 6 | 7 | 8 | 9 | 10 | 11 | 12 | 13 | 14 | 15 | 16 | 17 | 18 | 19 |
| **Class IV—*cont.*** | | | | | | | | | | | | | | | | | | |
| Poonamallee ... ... | Chingleput ... | C. | 16,342 | 15,323 | 14,948 | 14,638 | 7,155 | 1,019 | 375 | 310 | 7,483 | 9,187 | 8,093 | 7,632 | 7,419 | 8,249 | 7,691 | 7,529 |
| Nandyál ... ... | Kurnool ... | M. | 16,230 | 15,137 | 10,787 | 8,907 | 9,378 | 1,093 | 4,400 | 1,830 | −471 | 6,852 | 8,165 | 7,631 | 5,349 | 8,065 | 7,506 | 5,388 |
| Villupuram ... ... | South Arcot ... | ... | 16,157 | 11,263 | 7,950 | 8,241 | 5,691 | 4,894 | 3 313 | −291 | 2, 50 | 10,466 | 8,290 | 5,614 | 4,111 | 7,867 | 5,649 | 3 839 |
| Jammalamadugu ... | Cuddapah ... | ... | 16,099 | 13,852 | 5,8 6 | 4,846 | 11,235 | 2 247 | 7,986 | 1,020 | − 6,389 | 4,864 | 8,188 | 6,954 | 2,871 | 7,911 | 6,898 | 2,995 |
| Viravanallur ... | Tinnevelly ... | ... | 15,966 | 17,327 | 13,951 | 12,318 | 12,172 | −1,361 | 3,376 | 1,633 | 146 | 3,794 | 7,503 | 8,147 | 6,504 | 8,463 | 9,180 | 7,447 |
| Yemmiganúr ... ... | Bellary ... | ... | 15,873 | 13,890 | 9,687 | 6,963 | 7.349 | 1,983 | 4,203 | 2,724 | −386 | 8,524 | 8,064 | 6,966 | 5,005 | 7,809 | 6,924 | 4,682 |
| Panruti ... ... | South Arcot ... | ... | 15,864 | 15,206 | 8,956 | 20,172 | 6,962 | 658 | 6,250 | −11,216 | 13,210 | 8,902 | 8,002 | 7,729 | 4,538 | 7,862 | 7,477 | 4,418 |
| Porto Novo ... ... | South Arcot ... | ... | 15,804 | 13,712 | 14,061 | 7,823 | 7,182 | 2,092 | −349 | 6,238 | 641 | 8,622 | 7,232 | 5,957 | 6,190 | 8,572 | 7,755 | 7,871 |
| Proddatúr ... ... | Cuddapah ... | ... | 15,756 | 14,370 | 6,841 | 6,510 | 6,709 | 1,386 | 7,529 | 331 | −199 | 9,047 | 7,988 | 7,109 | 3,311 | 7,768 | 7,261 | 3,197 |
| Saidapet ... ... | Chingleput ... | ... | 15,635 | 14,254 | 5,702 | 10,290 | 9,093 | 1,381 | 8,552 | − 4,588 | 1,197 | 6,542 | 7,958 | 7,253 | 2,912 | 7,677 | 7,001 | 2,790 |
| St. Thomas' Mount ... | Chingleput ... | C | 15,604 | 15,571 | 13,137 | 15,013 | 15,480 | 33 | 2,434 | − 1,876 | −467 | 124 | 7,828 | 7,623 | 6,476 | 7,776 | 7,948 | 6,661 |
| Sámalkot ... ... | Gódávari ... | ... | 15,483 | 16,015 | 13,409 | 4,062 | 5,535 | −532 | 2,606 | 8,447 | −573 | 9,948 | 7,700 | 7,911 | 6,407 | 7,783 | 8104 | 7,002 |
| *Puliyangudi* ... | Tinnevelly ... | ... | 15,463 | 15,729 | 13,818 | 12,104 | 12,38 | −266 | 1,911 | 1,714 | −279 | 3,080 | 7,639 | 7,736 | 6,762 | 7,824 | 7,993 | 7,056 |
| Peddápuram ... ... | Gódávari ... | ... | 15,436 | 12,609 | 13,658 | 11,278 | 9,202 | 2,827 | −1,049 | 2,380 | 2,076 | 6,234 | 7,419 | 6,129 | 6,623 | 8,017 | 6,480 | 7,035 |
| Pithápuram ... ... | Gódávari ... | ... | 15,316 | 13,220 | 13,731 | 11,593 | 9,246 | 2,096 | −511 | 2,138 | 2,347 | 6,070 | 7,467 | 6,288 | 6,807 | 7,849 | 6,952 | 6,924 |
| Rá-ipúr ... ... | Salem ... | ... | 15,238 | 11,512 | 10,539 | 7,969 | 8,006 | 3,726 | 973 | 2,570 | −37 | 7,232 | 7,639 | 5,646 | 5,119 | 7,599 | 5,866 | 5,420 |
| Sankaranayinárkóyil. | Tinnevelly... | ... | 15,182 | 16,775 | 8,566 | 8,212 | 11,632 | −1,593 | 8,209 | 354 | −3,420 | 3,550 | 7,535 | 8,383 | 4,208 | 7,647 | 8,392 | 4,358 |
| Kílakarai ... ... | Rámnád ... | ... | 15,145 | 11,078 | 12,396 | 11,887 | 11,304 | 4,067 | −1,318 | 509 | 584 | 3,842 | 6,445 | 4,457 | 5880 | 8,700 | 6,621 | 6 546 |
| Chittoor ... ... | Chittoor ... | ... | 15,108 | 10,893 | 9,965 | 5,809 | 5,572 | 4,215 | 928 | 4,156 | 237 | 9,536 | 7,398 | 5,168 | 4,981 | 7,710 | 5,725 | 4,984 |
| Rázampéta ... ... | Cuddapah ... | ... | 14,649 | 15,287 | 5,434 | 16,749 | 16,644 | −638 | 9,853 | −11,315 | 105 | −1,995 | 7,332 | 7,639 | 2,641 | 7,317 | 7,618 | 2,793 |
| Káraikkudi ... ... | Rámnád ... | ... | 14,648 | 11,801 | 6,579 | 5,541 | 4,322 | 2,847 | 5,222 | 1,038 | 1,219 | 10,326 | 6,768 | 5,504 | 3,003 | 7,880 | 6.297 | 3,576 |
| Védáranniyam ... | Tanjore ... | ... | 14,632 | 14,138 | 13,438 | 11,819 | 8,502 | 494 | 700 | 1,619 | 3,317 | 6,130 | 6,855 | 6,818 | 6,478 | 7,777 | 7,320 | 6,960 |
| Madanapalle ... ... | Chittoor ... | ... | 14,433 | 14,084 | 6,527 | 5,700 | 5,9 6 | 349 | 7,557 | 827 | −216 | 8,517 | 7,253 | 7,036 | 3,199 | 7,180 | 7 048 | 3.328 |
| Venkatagiri ... ... | Nellore ... | ... | 14,275 | 13,302 | 9,623 | 7,989 | 7,524 | 973 | 3,679 | 1,634 | 465 | 6,751 | 6,989 | 6,453 | 4,580 | 7,286 | 6,849 | 5,043 |
| Séttúr ... ... | Rámnád ... | ... | 14,208 | 14,328 | 12,620 | 6,443 | 7,155 | −120 | 1,708 | 6,177 | −712 | 7,053 | 7,025 | 7,066 | 6,180 | 7,183 | 7,262 | 6,440 |
| Ambásamudram ... | Tinnevelly... | ... | 14,207 | 12,869 | 9,944 | 8,770 | 8,604 | 1,338 | 2,925 | 1,174 | 166 | 5,603 | 6,914 | 6,205 | 4,796 | 7,293 | 6.664 | 5.148 |
| Sivakási ... ... | Rámnád ... | ... | 14,022 | 13,021 | 12,184 | 10,833 | 10,153 | 1,001 | 837 | 1,351 | 680 | 3,869 | 6,693 | 6,199 | 5,788 | 7,329 | 6,822 | 6,396 |
| Ponnáni ... ... | Malabár ... | ... | 13,984 | 10 562 | 9,194 | 12.421 | 11,472 | 3,422 | 1,368 | −3,227 | 949 | 2,512 | 6,860 | 5,281 | 4,528 | 7,124 | 5,281 | 4,666 |
| Tindivanam ... | South Arcot ... | ... | 13,804 | 11,373 | 9,195 | 3,526 | 6,632 | 2,431 | 2,178 | 5,669 | − 3,106 | 7,172 | 6,923 | 5,685 | 4,630 | 6,881 | 5,6 8 | 4,565 |
| *Kadaiyam* ... ... | Tinnevelly ... | ... | 13,798 | 12,917 | 12,208 | 11,709 | 4,166 | 881 | 709 | 499 | 7,543 | 9,632 | 6,513 | 6,048 | 5,829 | 7,285 | 6,869 | 6,379 |
| Nellikuppam ... ... | South Arcot ... | ... | 13,504 | 13,137 | 12,101 | 10,128 | 8,710 | 367 | 1,036 | 1,973 | 1,418 | 4,794 | 6,753 | 6,590 | 6,171 | 6,751 | 6,547 | 5,930 |
| Dévakóttai ... ... | Rámnád ... | ... | 13,329 | 9,503 | 9,929 | 8,451 | 6.567 | 3,826 | − 426 | 1,478 | 1,884 | 6 762 | 6,176 | 4.250 | 4.529 | 7,153 | 5,253 | 5,400 |
| Ongole ... ... | Guntúr ... | M | 13,286 | 12,864 | 10,860 | 9,200 | 7,392 | 422 | 2.004 | 1.660 | 1,808 | 5,894 | 6,577 | 6,416 | 5.438 | 6,709 | 6-448 | 5,422 |
| Tranquebar ... ... | Tanjore ... | ... | 13,268 | 13,142 | 14,468 | 6,189 | 5.864 | 126 | − 1 326 | 8,279 | 325 | 7,404 | 6,084 | 5.955 | 6,571 | 7,184 | 7,187 | 7,897 |
| Tubaiyúr ... ... | Trichinopoly ... | ... | 13,249 | 12,870 | 7,467 | 6,637 | 6,710 | 379 | 5,403 | 830 | − 73 | 6,539 | 6,532 | 6,165 | 3,451 | 6,717 | 6,705 | 4,016 |
| Palni ... ... ... | Madura ... | M | 13,211 | 17,168 | 16,940 | 12,974 | 12,861 | −3,957 | 228 | 3,966 | 173 | 410 | 6,399 | 8,097 | 8.080 | 6,812 | 9,071 | 8.860 |
| Súbandai ... ... | Tinnevelly ... | ... | 13,149 | 11.810 | 7,479 | 9,174 | 7,615 | 1,339 | 4,331 | −1,695 | 1,559 | 5,534 | 6,531 | 5,930 | 3,690 | 6,618 | 5,880 | 3,789 |
| Pálakollu ... ... | Kistna ... | ... | 12,953 | 10 848 | 8,657 | 7,510 | 5,931 | 2,105 | 2,191 | 1,147 | 1,579 | 7,022 | 6,236 | 5,178 | 4,105 | 6,717 | 5,670 | 4,552 |
| Kálahasti ... ... | Chittoor ... | ... | 12,939 | 11,992 | 11,754 | 9,935 | 6,749 | 947 | 238 | 1,819 | 3,186 | 6,190 | 6,166 | 5,708 | 5,538 | 6,773 | 6,284 | 6,216 |
| Káyalpatnam ... ... | Tinnevelly ... | ... | 12,862 | 11,746 | 11,465 | 11,806 | 11,107 | 1,116 | 281 | − 341 | 699 | 1,665 | 5,258 | 4,710 | 4,705 | 7,604 | 7,036 | 7,060 |





This content downloaded from 106.51.163.168 on Wed, 05 Jun 2024 15:15:17 +00:00
All use subject to https://about.jstor.org/terms

# TABLE IV.

## Towns classified by population with variation since 1871—*continued.*

| TOWN. | DISTRICT OR STATE. | MUNICIPALITY OR CANTONMENT. | POPULATION. | | | | | VARIATION, INCREASE (+) OR DECREASE (−). | | | | VARIATION IN 1871 PERIOD TO 1911 INCREASE (+) OR DECREASE (−). | MALES. | | | FEMALES. | | |
|---|---|---|---|---|---|---|---|---|---|---|---|---|---|---|---|---|---|---|
| | | | 1911. | 1901. | 1891. | 1881. | 1871. | 1901 to 1911. | 1891 to 1901. | 1881 to 1891. | 1871 to 1881. | | 1911. | 1901. | 1891. | 1911. | 1901. | 1891. |
| 1 | 2 | 3 | 4 | 5 | 6 | 7 | 8 | 9 | 10 | 11 | 12 | 13 | 14 | 15 | 16 | 17 | 18 | 19 |
| **Class IV—*cont.*** | | | | | | | | | | | | | | | | | | |
| Uttaramérúr ... ... | Chingleput ... ... | | 12,672 | 10,432 | 2,733 | 7,305 | 7,441 | 2,240 | 7,699 | − 4,572 | − 136 | 5,231 | 6,330 | 5,244 | 1,378 | 6,342 | 5,188 | 1,355 |
| Amalápuram ... ... | Gódávari ... ... | | 12,611 | 9,510 | 9,254 | 8 623 | 7,083 | 3 105 | 256 | 63: | 1,540 | 5.532 | 6,110 | 4 539 | 4,472 | 6,505 | 4,971 | 4,782 |
| Tádpathi ... ... | Anantapur ... ... | | 12,593 | 10,859 | 10,283 | 8,585 | 8,312 | 1,734 | 576 | 1,698 | 273 | 4 281 | 6,218 | 5,350 | 5,131 | 6,375 | 5 509 | 5,152 |
| Kollegál ... ... | Coimbatore ... ... | | 12,566 | 13,729 | 9,946 | 8,462 | 7,920 | − 1,163 | 3,783 | 1,484 | 542 | 4 646 | 6,201 | 6,685 | 4,873 | 6,365 | 7,044 | 5,073 |
| Tiruvadamarudúr ... | Tanjore ... ... | | 12,549 | 11,237 | 5,265 | 9.592 | 5,626 | + 1,312 | 5,972 | − 4,327 | 3,966 | 6,923 | 5,986 | 5,331 | 2,428 | 6.563 | 5,906 | 2,837 |
| *Shólavandán* ... ... | Madura ... ... | | 12,419 | 13,556 | 10,198 | 10,059 | 11,149 | − 1,137 | 3.448 | 49 | − 1,090 | 1,270 | 5,957 | 6,525 | 4,843 | 6,462 | 7,031 | 5,265 |
| Sivagiri ... ... | Tinnevelly ... ... | | 12,257 | 18,159 | 8,987 | 13,632 | 14.025 | − 5.893 | 9,163 | − 4,645 | − 393 | − 1,768 | 6,092 | 8,948 | 4,420 | 6,165 | 9.202 | 4,567 |
| Sermádevi ... ... | Tinnevelly ... ... | | 12,150 | 13,474 | 9,333 | 7,624 | 6,064 | − 1.324 | 4,141 | 1,709 | 1,560 | 6,086 | 5,499 | 6,276 | 4 414 | 6,451 | 7.198 | 4,919 |
| Narasapur ... ... | Kistna ... ... | | 11,950 | 10,279 | 7 464 | 7,184 | 6,819 | 1,671 | 2,815 | 280 | 365 | 5.131 | 5,634 | 4.978 | 3.387 | 6,316 | 5,301 | 4 077 |
| Vriddhachalam ... | South Arcot ... | | 11,779 | 9,433 | 7,893 | 7,347 | 5,439 | 2,346 | 1,540 | 546 | 1,908 | 6,340 | 6,032 | 4,808 | 3,979 | 5,747 | 4,625 | 3,914 |
| Chingleput ... ... | Chingleput ... .. | M ... | 11,626 | 10,551 | 6,180 | 5,617 | 7.979 | 1,075 | 4,371 | 563 | − 2 362 | 3 647 | 6,010 | 5 302 | 3,199 | 5,616 | 5 249 | 2,981 |
| Badvél ... ... | Cuddapah ... ... | ... | 11,590 | 10,883 | 5,443 | 8.638 | 8,337 | 707 | 5.440 | − 3,195 | 301 | 3,253 | 5,826 | 5,394 | 2,680 | 5,764 | 5 489 | 2,763 |
| Arcot ... ... | North Arcot ... | ... | 11,475 | 10,734 | 10,928 | 10,718 | 10,988 | 741 | 194 | 210 | − 270 | 487 | 5,492 | 5,149 | 5,269 | 5,983 | 5 585 | 5,659 |
| Nabarapatnam ... | Vizagapatam ... | ... | 11,268 | 10,589 | 9,785 | 7,767 | 6,160 | 679 | 804 | 2,018 | 1,607 | 5,108 | 5,415 | 5,050 | 4,785 | 5,853 | 5,539 | 5,000 |
| Badagara ... ... | Malabar ... ... | | 11,149 | 11,319 | 9,195 | 8,336 | 7,718 | − 170 | 2,124 | 859 | 618 | 3,431 | 5,707 | 5,886 | 4,696 | 5,442 | 5,433 | 4,499 |
| Shiyáli ... ... | Tanjore ... ... | | 11,116 | 9,722 | 4,989 | 5,190 | 4,083 | 1,394 | 4,733 | − 201 | 1,107 | 7,033 | 5,543 | 4,846 | 2,411 | 5,573 | 4,876 | 2,578 |
| *Penugonda* ... ... | Kistna ... ... | | 11,039 | 9.985 | 8,128 | 7,334 | 6,296 | 1,054 | 1,857 | 794 | 1,038 | 4,743 | 5,289 | 4,872 | 3,932 | 5,750 | 5,113 | 4.196 |
| Hindupur ... ... | Anantapur ... ... | | 11,035 | 19,575 | 7,995 | 6,694 | 6,084 | − 8,540 | 11,670 | 1,211 | 610 | 4,951 | 5,666 | 10,084 | 4,030 | 5,369 | 9,491 | 3,875 |
| Uravakonda ... ... | Anantapur ... ... | | 11,026 | 9,385 | 8,557 | 6,203 | 6,878 | 1,641 | 828 | 2,354 | − 675 | 4,148 | 5,774 | 4,670 | 4.291 | 5,252 | 4,715 | 4.266 |
| Srivaikuntam ... | Tinnevelly ... ... | | 11,005 | 10,550 | 7,209 | 7,781 | 7,059 | 455 | 3,341 | − 572 | 722 | 3,946 | 5,032 | 4,764 | 3,349 | 5,973 | 5,786 | 3,860 |
| Atúr ... ... ... | Salem ... ... | | 10,992 | 9,673 | 9,295 | 8,334 | 8,314 | 1,319 | 378 | 961 | 20 | 2,678 | 5,353 | 4,623 | 4.457 | 5,639 | 5,050 | 4,838 |
| Bápatla ... ... | Guntúr ... ... | | 10,973 | 8,595 | 6,928 | 6,086 | 10,695 | 2,378 | 1,667 | 842 | − 4,609 | 278 | 5,562 | 4.283 | 3,475 | 5,411 | 4,312 | 3,453 |
| Pollachi ... ... | Coimbatore ... | | 10,909 | 8,958 | 5,805 | 5,082 | 4,922 | 1,951 | 3,153 | 723 | 160 | 5.787 | 5,393 | 4,396 | 2,896 | 5,516 | 4,562 | 2,909 |
| Pálkonda ... ... | Vizagapatam ... | | 10,888 | 10,615 | 10,367 | 9,531 | 8,812 | 273 | 248 | 836 | 719 | 2,076 | 5,261 | 5,149 | 4,872 | 5,627 | 5,466 | 5 495 |
| Krishnadibi ... ... | Salem ... ... | | 10,887 | 10,446 | 9,726 | 8,856 | 8,857 | 441 | 720 | 870 | − 1 | 2,030 | 5,190 | 4,961 | 4,530 | 5,697 | 5,485 | 5,196 |
| Udipi ... ... ... | South Canara ... | ... | 10,871 | 8,041 | 7,272 | 4,449 | 3,857 | 2,830 | 769 | 2,823 | 592 | 7,014 | 5,560 | 4,163 | 3,829 | 5,311 | 3,938 | 3.443 |
| Adirámpatnam ... | Tanjore ... ... | | 10,636 | 10,494 | 10,748 | 9,805 | 8,707 | 192 | − 254 | 943 | 1,098 | 1,979 | 4,705 | 4.671 | 4,791 | 5,981 | 5,823 | 5.957 |
| *Ilaiyánguḍi* ... ... | Rámnád ... ... | | 10,683 | 8,884 | 8.412 | 8,136 | 7,435 | 1,799 | 472 | 276 | 701 | 3,248 | 4,278 | 3,498 | 3,145 | 6,405 | 5,386 | 4,967 |
| Tirukkóyilúr ... | South Arcot ... | | 10,654 | 8,617 | 5,732 | 6,267 | 5,891 | 2,037 | 2.885 | − 535 | 376 | 4,763 | 5,215 | 4,161 | 2,766 | 5,439 | 4,156 | 2,966 |
| Rámeswaram ... ... | Rámnád ... ... | | 10,612 | 6,632 | 3,425 | 6,112 | 9,447 | 3,980 | 3,207 | − 2,644 | − 3,288 | 1,205 | 5,543 | 3,349 | 1,346 | 5,069 | 3,283 | 1,779 |
| Vetapálemu ... ... | Guntúr ... ... | | 10,582 | 9,547 | 8,592 | 7,324 | 8,355 | 1,035 | 955 | 1,968 | 969 | 4,227 | 5,196 | 4,678 | 4,156 | 5,386 | 4,869 | 4,436 |
| Tirupattúr ... ... | North Arcot ... | | 10,470 | 18,689 | 16,499 | 14,278 | 12,837 | − 8,219 | 2,190 | 2,221 | 1.441 | − 2,367 | 5,136 | 8,858 | 7,740 | 5,334 | 9,831 | 8,759 |
| Kadiri ... ... ... | Anantapur ... ... | | 10,456 | 10,493 | 6,059 | 5,004 | 7,200 | − 37 | 4,434 | 1,055 | − 2,196 | 3,256 | 5,112 | 5,170 | 3,046 | 5,344 | 5.323 | 3,013 |
| Udamalpet ... ... | Coimbatore ... ... | | 10,445 | 10,503 | 9,968 | 5,061 | 5,808 | − 58 | 535 | 4,907 | − 747 | 4,637 | 5,090 | 5,102 | 4,784 | 5,355 | 5,401 | 5,184 |
| Dowlaishweram ... | Gódávari ... ... | | 10,347 | 10,304 | 10,492 | 8,002 | 7,252 | 43 | − 188 | 2,490 | 750 | 3,095 | 4,882 | 4,799 | 4,838 | 5,465 | 5,505 | 5,654 |
| Vémpalle ... ... | Cuddapah ... ... | | 10,291 | 10,793 | 5,638 | 5 811 | 6,652 | − 502 | 5,155 | − 173 | − 848 | 3,632 | 5,182 | 5,475 | 2,864 | 5,129 | 5,318 | 2,774 |
| Kandukúr ... ... | Nellore ... ... | | 10,276 | 9,569 | 7,577 | 6,601 | 7,101 | 707 | 1,992 | 976 | − 500 | 3,175 | 5,097 | 4,822 | 3.675 | 5.179 | 4,747 | 3,902 |
| Gópichettipálaiyam ... | Coimbatore ... ... | | 10,163 | 10,227 | 8,002 | 6,660 | 6,281 | − 64 | 2,225 | 1,342 | 379 | 3,882 | 4,981 | 5,050 | 3,837 | 5,182 | 5,177 | 4.165 |
| *Mélasevval* ... ... | Tinnevelly ... ... | | 10,071 | 10,379 | 12.285 | 9,867 | .... | − 308 | − 1,906 | 2,418 | .... | .... | 4,705 | 4,755 | 5 672 | 5,366 | 5,624 | 6,613 |
| Nágvíd ... ... ... | Kistna ... ... | | 10,023 | 9,015 | 7,637 | 5,657 | 6,477 | 1,008 | 1,378 | 1,980 | − 820 | 3,546 | 4,911 | 4,445 | 3,796 | 5,112 | 4,570 | 3,841 |



This content downloaded from 106.51.163.168 on Wed, 05 Jun 2024 15:15:17 +00:00
All use subject to https://about.jstor.org/terms

# TABLE IV.

## Towns classified by population with variation since 1871 - *continued.*

| TOWN. | DISTRICT OR STATE. | MUNICIPALITY OR CANTONMENT. | POPULATION. | | | | | VARIATION. INCREASE (+) OR DECREASE (−). | | | | VARIATION IN PERIOD 1871 TO 1911. INCREASE (+) OR DECREASE (−). | MALES. | | | FEMALES. | | |
|---|---|---|---|---|---|---|---|---|---|---|---|---|---|---|---|---|---|---|
| | | | 1911. | 1901. | 1891. | 1881. | 1871. | 1901 to 1911. | 1891 to 1901. | 1881 to 1891. | 1871 to 1881. | | 1911. | 1901. | 1891. | 1911. | 1901. | 1891. |
| 1 | 2 | 3 | 4 | 5 | 6 | 7 | 8 | 9 | 10 | 11 | 12 | 13 | 14 | 15 | 16 | 17 | 18 | 19 |
| **Class V** ... | 5,000 to 10,000 ... | ... | ***861,221*** | ***862,204*** | ***733,423*** | ***653,530*** | ***634,725*** | ***− 983*** | ***128,781*** | ***76,481*** | ***15,338*** | ***212,466*** | ***418,706*** | ***420,984*** | ***356,525*** | ***442,515*** | ***441,220*** | ***376,898*** |
| MÉLÚR ... ... ... | MADURA ... ... | ... | 9,972 | 10,100 | 8,577 | 7,928 | 5,245 | − 128 | 1,523 | 649 | 2,683 | 4,727 | 4,816 | 4,859 | 4,134 | 5,156 | 5,241 | 4,443 |
| WÁLLÁJAPET ... ... | NORTH ARCOT ... | M. ... | 9,962 | 10,067 | 10,485 | 10,387 | 12,103 | − 105 | − 418 | 98 | − 1,716 | − 2,141 | 4,772 | 4,829 | 4,943 | 5,190 | 5,238 | 5,542 |
| COONOOR ... ... | NILGIRIS ... | M. ... | 9,933 | 8,525 | 6,049 | 4,778 | 3,058 | 1,408 | 2,476 | 1,271 | 1,720 | 6,875 | 5,182 | 4,517 | 3,211 | 4,751 | 4,008 | 2,838 |
| POLÚR ... ... ... | NORTH ARCOT ... | ... | 9,929 | 9,206 | 8,631 | 5,649 | 5,216 | 723 | 575 | 2,982 | 433 | 4,713 | 4,796 | 4,427 | 4,215 | 5,133 | 4,779 | 4,416 |
| *Vásudévanallúr* ... | TINNEVELLY ... ... | ... | 9,882 | 8 878 | 7,790 | 6,784 | 8,358 | 1,004 | 1,088 | 1,006 | − 1,574 | 1,524 | 4,854 | 4,396 | 3,865 | 5,028 | 4,482 | 3,925 |
| TIRUMANGALAM ... ... | MADURA ... ... | ... | 9,840 | 8,894 | 7,616 | 6,770 | 5,772 | 946 | 1,278 | 846 | 998 | 4,068 | 4,823 | 4,204 | 3.549 | 5,017 | 4,690 | 4,067 |
| AYYAMPÉTTAI ... ... | TANJORE ... ... | ... | 9,754 | 9,454 | 7,695 | 12,046 | 10,737 | 300 | 1,759 | − 4,351 | 1,309 | − 983 | 4,673 | 4,505 | 3,790 | 5,081 | 4,949 | 3,905 |
| SIVAGANGA ... ... | RÁMNÁD ... ... | ... | 9,689 | 9.097 | 8,809 | 8,343 | 7,392 | 592 | 288 | 466 | 951 | 2,297 | 4,539 | 4,333 | 4,223 | 5,150 | 4,764 | 4,586 |
| GOOTY ... ... ... | ANANTAPUR ... | ... | 9,597 | 9,682 | 6,605 | 5,373 | 6,730 | − 85 | 3,077 | 1,232 | − 1,357 | 2,857 | 4,909 | 4,997 | 3,345 | 4,688 | 4,685 | 3.260 |
| TIRUVALLÚR ... ... | CHINGLEPUT ... ... | ... | 9,576 | 9,092 | 5,023 | 6,242 | 8,234 | 484 | 4,069 | − 1,219 | − 1,992 | 1,342 | 4,662 | 4,476 | 2,438 | 4,914 | 4,616 | 2,585 |
| MANDAPETA ... ... | GÓDÁVARI ... ... | ... | 9,546 | 8,380 | 7,650 | 5,914 | 5,440 | 1,166 | 730 | 1,736 | 474 | 4,106 | 4,596 | 4.097 | 3.832 | 4,950 | 4,283 | 3,818 |
| *Bukkapatnam* ... ... | ANANTAPUR ... | ... | 9,481 | 9,144 | 8,100 | 7,000 | 7,845 | 317 | 1,064 | 1,100 | − 845 | 1,636 | 4,797 | 4,596 | 4,035 | 4,684 | 4,568 | 4.065 |
| TIRUPPÚR ... ... | COIMBATORE ... ... | ... | 9,429 | 6,056 | 5,235 | 3,681 | 3,903 | 3,373 | 821 | 1,554 | − 222 | 5,526 | 4,792 | 2,998 | 2,566 | 4,637 | 3,058 | 2,669 |
| TIRUVOTTIYÚR ... ... | CHINGLEPUT ... ... | ... | 9,409 | 15,919 | 7,429 | 9,098 | 6,420 | − 6,510 | 8,490 | − 1,669 | 2,678 | 2,989 | 4,671 | 8,536 | 3,728 | 4,738 | 7,383 | 3,701 |
| TIRUPPATTÚR ... ... | RÁMNÁD ... ... | ... | 9,399 | 5,881 | 5,446 | 4,628 | 4,103 | 3,518 | 435 | 818 | 525 | 5,296 | 4,604 | 2,895 | 2,580 | 4,895 | 2,986 | 2,866 |
| MUTTUPET ... ... | TANJORE ... ... | ... | 9,382 | 9,099 | 8,449 | 7,343 | 2,504 | 283 | 650 | 1,106 | 4,839 | 6,878 | 4,250 | 4,068 | 3,772 | 5,132 | 5,031 | 4,677 |
| BIMLIPATAM ... ... | VIZAGAPATAM ... | M. ... | 9,314 | 10,212 | 9,827 | 8,582 | 8,744 | − 898 | 385 | 1,245 | − 162 | 570 | 4,348 | 4,893 | 4,705 | 4,966 | 5,319 | 5,122 |
| *Pallappatti* ... ... | TRICHINOPOLY ... | ... | 9,277 | 8,452 | 7,653 | 6,351 | 6,776 | 825 | 799 | 1,302 | − 425 | 2,501 | 3,749 | 3,488 | 3.058 | 5,528 | 4,964 | 4,595 |
| TUNI ... ... ... | GÓDÁVARI ... ... | ... | 9,268 | 8,842 | 7,733 | 6,664 | 6,398 | 426 | 1,109 | 1,069 | 266 | 2,870 | 4,460 | 4,158 | 3,791 | 4,808 | 4,684 | 3,942 |
| ICHCHÁPURAM ... ... | GANJAM ... ... | ... | 9,252 | 9,975 | 5,911 | 5,528 | 12 493 | − 723 | 4,064 | 383 | − 6,965 | − 3,241 | 4,207 | 4,473 | 2,709 | 5,045 | 5,502 | 3,202 |
| SÉNDAMANGALAM ... | TRICHINOPOLY ... ... | ... | 9,196 | 13,584 | 13,354 | 12.575 | 11,783 | − 4,388 | 230 | 779 | 792 | − 2.587 | 4,429 | 6,391 | 6,416 | 4,767 | 7,193 | 6,938 |
| GUDIVÁDA ... ... | KISTNA ... ... | ... | 9,180 | 6.719 | 4.732 | 4,041 | 3,173 | 2,461 | 1,987 | 691 | 868 | 6,007 | 4,511 | 3,308 | 2,346 | 4,669 | 3413 | 2,386 |
| *Tiruvattúr* ... ... | NORTH ARCOT ... | ... | 9,136 | 7,106 | 7,140 | 5,420 | 5,544 | 2,030 | − 34 | 1,720 | − 124 | 3,592 | 4,423 | 3,403 | 3,454 | 4,713 | 3,703 | 3,686 |
| HARPANAHALLI ... | BELLARY ... ... | ... | 8,998 | 9 320 | 7,842 | 6,536 | 7,803 | − 422 | 1,478 | 1,306 | − 1,267 | 1,095 | 4,376 | 4 708 | 3,867 | 4,522 | 4,612 | 3,975 |
| ACHANTA ... ... | KISTNA ... ... | ... | 8,844 | 8,382 | 7,047 | 6,568 | 5,846 | 462 | 1,335 | 479 | 722 | 2,998 | 4,170 | 3,929 | 3,369 | 4,674 | 4,453 | 3,678 |
| RÁYADRUG ... ... | BELLARY ... ... | ... | 8,827 | 10,488 | 10,382 | 8,766 | 7,729 | − 1,661 | 106 | 1,616 | 1,037 | 1,098 | 4,451 | 5,213 | 5,211 | 4,376 | 5,275 | 5.171 |
| JAGGAYYAPÉTA ... ... | KISTNA ... ... | ... | 8,802 | 8,432 | 9,717 | 10,072 | 9,152 | 370 | − 1,285 | − 355 | 920 | − 3:0 | 4,245 | 4,044 | 4,716 | 4,557 | 4,388 | 5,001 |
| MANGALAGIRI ... ... | GUNTÚR ... ... | ... | 8,747 | 7,702 | 6 426 | 5,617 | 3,637 | 1,045 | 1,276 | 809 | 1,980 | 5,110 | 4,349 | 3,862 | 3,221 | 4,398 | 3,8 0 | 3.205 |
| NARASARAOPET ... ... | GUNTÚR ... ... | ... | 8,743 | 7,108 | 5,309 | 3,928 | 3,972 | 1,635 | 1.799 | 1,381 | — 44 | 4,771 | 4,423 | 3,609 | 2,632 | 4,320 | 3,499 | 2,677 |
| BHAVÁNI ... ... | COIMBATORE ... ... | ... | 8,716 | 8,637 | 7,341 | 5,930 | 6,776 | 79 | 1,296 | 1,411 | — 846 | 1,940 | 4,387 | 4,242 | 3,565 | 4,329 | 4,395 | 3,776 |
| UTTAMAPÁLAIYAM ... | MADURA ... ... | ... | 8,702 | 10,009 | 8,183 | 7,475 | 6,376 | − 1,307 | 1,826 | 708 | 1,099 | 2,326 | 4,252 | 4,932 | 3.988 | 4,450 | 5,077 | 4.195 |
| *Valavanúr* ... ... | SOUTH ARCOT ... | ... | 8,687 | 8,049 | 7,247 | 10.079 | 9,920 | 638 | 802 | − 2,832 | 159 | − 1,233 | 4,218 | 3,950 | 3.754 | 4,466 | 4,099 | 3,693 |
| ETTAIYÁPURAM ... ... | TINNEVELLY ... ... | ... | 8,636 | 8,784 | 6,321 | 5,167 | 4,920 | − 152 | 2,467 | 1,154 | 247 | 3,716 | 4,350 | 4,384 | 3,026 | 4,286 | 4,404 | 3.295 |
| PATTUKKÓTTAI ... ... | TANJORE ... ... | ... | 8,515 | 7,504 | 7,705 | 6,897 | 8,664 | 1,011 | − 201 | 808 | − 1,767 | 149 | 4,168 | 3,636 | 3,725 | 4,347 | 3,868 | 3,940 |
| NÁNGUNÉRI ... ... | TINNEVELLY ... ... | ... | 8,496 | 6,580 | 3,548 | 4,414 | 5,438 | 1,916 | 3,032 | − 866 | − 1,024 | 3,058 | 3,930 | 3,117 | 1,761 | 4,566 | 3,463 | 1,847 |
| ANANTAPUR ... ... | ANANTAPUR ... | M. ... | 8,457 | 7 938 | 6.994 | 4,907 | 4,918 | 519 | 944 | 2,087 | — 11 | 3,539 | 4,301 | 4,078 | 3,482 | 4,156 | 3,860 | 3.512 |
| *Ponnúru* ... ... | GUNTÚR ... ... | ... | 8,440 | 6,670 | 4,731 | 4,197 | 3,563 | 1,770 | 1,939 | 534 | 634 | 4,877 | 4,376 | 3,401 | 2,434 | 4,064 | 3,269 | 2.297 |
| *Tónúr Nagaram* ... | MALABAR ... ... | ... | 8,409 | 7,152 | 6,801 | 6,148 | 6,283 | 1,257 | 351 | 653 | 135 | 2,126 | 4,198 | 3,622 | 3,480 | 4,211 | 3,530 | 3,321 |
| ADDANKI ... ... | GUNTÚR ... ... | ... | 8,358 | 7.230 | 7,480 | 6,481 | 5,649 | 1,128 | − 250 | 999 | 832 | 2,709 | 4,160 | 3,663 | 3,765 | 4,198 | 3,567 | 3,725 |
| ALLÚR ... ... | NELLORE ... ... | ... | 8,322 | 7,527 | 6,575 | 5,190 | 5,530 | 795 | 952 | 1,385 | − 340 | 2,792 | 4,218 | 3,780 | 3,248 | 4,104 | 3,747 | 3,327 |



This content downloaded from 106.51.163.168 on Wed, 05 Jun 2024 15:15:17 +00:00
All use subject to https://about.jstor.org/terms

# TABLE IV.

## Towns classified by population with variation since 1871—*continued.*

| TOWN. | DISTRICT OR STATE. | Municipality or Cantonment. | POPULATION. | | | | | VARIATION. INCREASE (+) OR DECREASE (−). | | | | VARIATION IN 1911 AS INCREASE (+) OR DECREASE (−) | MALES. | | | FEMALES. | | |
|---|---|---|---|---|---|---|---|---|---|---|---|---|---|---|---|---|---|---|
| | | | 1911. | 1901. | 1891. | 1881. | 1871. | 1901 to 1911. | 1891 to 1901. | 1881 to 1891. | 1871 to 1881. | PERIOD 1901-1911. | 1911. | 1901. | 1891. | 1911. | 1901. | 1891. |
| 1 | 2 | 3 | 4 | 5 | 6 | 7 | 8 | 9 | 10 | 11 | 12 | 13 | 14 | 15 | 16 | 17 | 18 | 19 |
| **Class V—*cont.*** | | | | | | | | | | | | | | | | | | |
| *Kásaragod* ... ... | South Canara ... ... | | 8,295 | 8,207 | 7,198 | 6,115 | 4,991 | + 88 | 1,009 | 1,083 | 1,124 | + 3,304 | 4,153 | 4,101 | 3,687 | 4,142 | 4,106 | 3,511 |
| *Kallakurchi* ... ... | South Arcot ... ... | | 8,222 | 7,477 | 6,372 | 5,530 | 4,865 | + 745 | 1,105 | 842 | 665 | + 3,357 | 4,024 | 3,556 | 3,063 | 4,198 | 3,921 | 3,309 |
| Tiruvádi ... ... | Tanjore ... ... | | 8,190 | 7,821 | 7,907 | 8,473 | 6,896 | + 369 | − 86 | − 566 | 1,577 | + 1,294 | 3,900 | 3,724 | 3,733 | 4,290 | 4,097 | 4,174 |
| Abiramam ... ... | Ramnad ... ... | | 8,087 | 7,338 | 6,583 | 6,278 | 6,313 | + 749 | + 755 | + 305 | − 35 | + 1,774 | 3,269 | 2,872 | 2,552 | 4,818 | 4,466 | 4,031 |
| Allur-Kottapatam ... | Guntur ... ... | | 8,083 | 7,626 | 6,308 | 8,617 | 6,991 | + 457 | + 1,318 | − 2,309 | + 1,626 | + 1,092 | 3,968 | 3,776 | 3,070 | 4,115 | 3,850 | 3,238 |
| Vartirayiruppu ... | Ramnad ... ... | | 8,062 | 13,131 | 7,425 | 6,653 | 5,260 | − 5,069 | + 5,706 | + 1,372 | + 793 | + 2,802 | 3,921 | 6,391 | 3,643 | 4,141 | 6,740 | 3,782 |
| Ravachóti ... ... | Cuddapah ... ... | | 8,012 | 7,123 | 4,383 | 4,367 | ... | + 889 | + 2,740 | + 16 | ... | ... | 4,001 | 3,533 | 2,067 | 4,011 | 3,590 | 2,316 |
| *Pállikondai* ... ... | North Arcot ... ... | | 8,008 | 7,679 | 7,416 | 6,874 | 6,478 | + 329 | + 263 | + 1,042 | + 104 | + 1,530 | 3,846 | 3,703 | 3,649 | 4,162 | 3,976 | 3,767 |
| Gúdúr ... ... ... | Nellore ... ... | | 8,006 | 17,251 | 14,624 | 4,862 | 6,086 | − 9,245 | + 2,627 | + 9,762 | − 1,224 | + 1,920 | 3,955 | 8,721 | 7,361 | 4,051 | 8,530 | 7,263 |
| Kamudi ... ... | Ramnad ... ... | | 7,967 | 6,854 | 6,483 | 5,403 | 6,297 | + 1,113 | + 371 | + 1,080 | − 894 | + 1,670 | 3,489 | 3,015 | 2,852 | 4,478 | 3,839 | 3,631 |
| Arivalúr ... ... | Trichinopoly ... | | 7,904 | 7,370 | 6,730 | 5,871 | 5,852 | + 534 | + 640 | + 859 | + 19 | + 2,052 | 3,841 | 3,520 | 3,179 | 4,063 | 3,850 | 3,551 |
| Yádiki ... ... ... | Anantapur ... ... | | 7,835 | 7,389 | 4,699 | 6,409 | 7,196 | + 446 | + 2,690 | − 1,710 | − 787 | + 639 | 3,976 | 3,742 | 2,378 | 3,857 | 3,647 | 2,321 |
| Ránipet ... ... | North Arcot ... ... | | 7,807 | 7,607 | 6,793 | 3,352 | 2,889 | + 200 | + 814 | + 3,441 | + 463 | + 4,918 | 3,779 | 3,786 | 3,230 | 4,028 | 3,811 | 3,563 |
| Punganúru ... ... | Chittoor ... ... | | 7,782 | 6,353 | 5,565 | 7,672 | 8,878 | + 1,429 | + 788 | − 2,107 | + 1,206 | + 1,026 | 3,802 | 3,025 | 2,684 | 3,980 | 3,328 | 2,881 |
| Pámidi ... ... ... | Anantapur ... ... | | 7,737 | 10,657 | 6,120 | 5,260 | 6,140 | − 2,920 | + 4,537 | + 860 | − 880 | + 1,597 | 3,849 | 5,373 | 3,147 | 3,888 | 5,284 | 2,973 |
| Vallam ... ... | Tanjore ... ... | | 7,701 | 7,590 | 8,097 | 7,168 | 7,364 | + 111 | − 507 | + 929 | − 196 | + 337 | 3,612 | 3,599 | 3,837 | 4,089 | 3,991 | 4,260 |
| Sholinghur ... ... | North Arcot ... ... | | 7,678 | 6,442 | 6,416 | 5,667 | 4,956 | + 1,233 | + 26 | + 749 | + 741 | + 2,722 | 3,749 | 3,274 | 3,223 | 3,929 | 3,168 | 3,193 |
| Terkali ... ... | Ganjam ... ... | | 7,668 | 7,557 | 7,130 | 7,634 | 5,206 | + 111 | + 427 | − 504 | + 2,428 | + 2,462 | 3,493 | 3,496 | 3,364 | 4,175 | 4,061 | 3,766 |
| Vadakku Valliyur ... | Tinnevelly ... ... | | 7,661 | 6,903 | 4,907 | 5,459 | 5,640 | + 758 | + 1,996 | − 552 | − 181 | + 2,021 | 3,672 | 3,302 | 2,307 | 3,989 | 3,601 | 2,600 |
| Kampli ... ... | Bellary ... ... | | 7,636 | 9,803 | 10,529 | 9,828 | 9,610 | − 2,167 | − 726 | + 701 | + 218 | + 1,974 | 3,837 | 5,032 | 5,407 | 3,799 | 4,771 | 5,122 |
| Vinukonda ... ... | Guntur ... ... | | 7,495 | 7,266 | 6,911 | 5,638 | 4,928 | + 229 | + 355 | + 1,273 | + 710 | + 2,567 | 3,616 | 3,543 | 3,332 | 3,879 | 3,723 | 3,579 |
| Sáttánkudam ... ... | Tinnevelly ... ... | | 7,440 | 6,953 | 5,430 | 5,116 | 4,400 | + 487 | + 1,523 | + 314 | + 716 | + 3,040 | 3,796 | 3,075 | 2,523 | 4,244 | 3,878 | 2,907 |
| Dharmavaram ... ... | Anantapur ... ... | | 7,386 | 10,668 | 6,836 | 5,916 | 7,029 | − 3,272 | + 3,822 | + 920 | − 1,113 | − 357 | 3,645 | 5,441 | 3,435 | 3,741 | 5,217 | 3,401 |
| *Vallúru* ... ... | Kistna ... ... | | 7,181 | 6,180 | 5,047 | 4,070 | 1,329 | + 1,001 | + 1,133 | + 977 | + 2,741 | + 5,852 | 3,665 | 3,207 | 2,573 | 3,516 | 2,973 | 2,474 |
| *Nattam* ... ... | Madura ... ... | | 7,111 | 7,796 | 7,162 | 6,047 | 5,547 | − 685 | + 634 | + 1,115 | + 500 | + 1,564 | 3,366 | 3,766 | 3,447 | 3,745 | 4,030 | 3,715 |
| Pallávaram ... ... | Chingleput ... ... | C. | 7,059 | 6,416 | 4,057 | 3,956 | 4,222 | + 643 | + 2,359 | + 101 | − 266 | + 2,837 | 3,555 | 3,331 | 2,122 | 3,504 | 3,085 | 1,935 |
| Sompéta ... ... | Ganjam ... ... | | 7,037 | 6,455 | 5,619 | 4,629 | 4,309 | + 582 | + 836 | + 990 | + 320 | + 2,728 | 3,108 | 2,992 | 2,670 | 3,929 | 3,463 | 2,949 |
| Yellamanchili ... | Vizagapatam ... | | 7,036 | 6,536 | 6,296 | 4,649 | 3,648 | + 500 | + 240 | + 1,647 | + 1,001 | + 3,388 | 3,356 | 3,175 | 3,233 | 3,680 | 3,361 | 3,063 |
| Kanigiri ... ... | Nellore ... ... | | 6,974 | 5,528 | 3,710 | 2,869 | 5,034 | + 1,446 | + 1,818 | + 841 | − 2,165 | + 1,940 | 3,440 | 2,736 | 1,855 | 3,534 | 2,792 | 1,855 |
| *Wandiwásh* ... ... | North Arcot ... ... | | 6,973 | 5,971 | 5,185 | 4,130 | 4,425 | + 1,002 | + 786 | + 1,055 | − 295 | + 2,548 | 3,435 | 2,945 | 2,490 | 3,538 | 3,026 | 2,695 |
| Kosgi ... ... | Bellary ... ... | | 6,907 | 7,748 | 7,054 | 4 907 | 6,760 | − 841 | + 694 | + 2,147 | − 1,853 | + 147 | 3,450 | 3,982 | 3,627 | 3,457 | 3,766 | 3,427 |
| *Arkonam* ... ... | North Arcot ... ... | | 6,896 | 5,313 | 4,236 | 3,220 | 2,427 | + 1,583 | + 1,077 | + 1,016 | + 793 | + 4,469 | 3,706 | 2,744 | 2,210 | 3,190 | 2,569 | 2,026 |
| *Palladam* ... ... | Coimbatore ... ... | | 6,895 | 6,373 | 6,182 | 5,402 | 4,844 | + 522 | + 191 | + 780 | + 558 | + 2,051 | 3,415 | 3,094 | 3,012 | 3,480 | 3,279 | 3,170 |
| Tirukkalikunram ... | Chingleput ... ... | | 6,838 | 5,728 | 4,738 | 4,156 | 3,667 | + 1,110 | + 990 | + 582 | + 489 | + 3,171 | 3,351 | 2,834 | 2,347 | 3,487 | 2,894 | 2,391 |
| Álvár Tirunagari ... | Tinnevelly ... ... | | 6,820 | 6,630 | 5,077 | 5,956 | 7,293 | + 190 | + 1,553 | − 879 | − 1,337 | + 473 | 3,188 | 3,149 | 2,388 | 3,632 | 3,481 | 2,689 |
| *Kulittalai* ... ... | Trichinopoly ... | | 6,767 | 8,197 | 6,286 | 5,658 | 7,316 | − 1,430 | + 1,911 | + 628 | − 1,658 | − 549 | 3,269 | 3,956 | 3,090 | 3,498 | 4,241 | 3,196 |
| Udaiyarpalaiyam ... | Trichinopoly ... | | 6,759 | 7,553 | 7,739 | 5,703 | 5,879 | − 794 | − 186 | + 2,036 | − 176 | + 880 | 3,276 | 3,629 | 3,751 | 3,483 | 3,924 | 3,988 |
| Penukonda ... ... | Anantapur ... ... | | 6,725 | 6,806 | 6,363 | 5,331 | 5,106 | − 81 | + 443 | + 1,032 | + 225 | + 1,619 | 3,317 | 3,409 | 2,140 | 3,408 | 3,397 | 3,223 |
| *Peránámpatti* ... ... | North Arcot ... ... | | 6,718 | 7,828 | 6,254 | 5,893 | 67,012 | − 1,110 | + 1,574 | + 361 | − 1,119 | − 294 | 2,895 | 3,474 | 2,771 | 3,823 | 4,354 | 3,483 |
| Kalyandrug ... ... | Anantapur ... ... | | 6,659 | 8,815 | 8,386 | 6,022 | 6,261 | − 2,156 | + 429 | + 2,364 | − 239 | + 398 | 3,427 | 4,602 | 4,323 | 3,232 | 4,213 | 4,063 |
| *Mádugula* ... ... | Vizagapatam ... | | 6,611 | 8,952 | 9,133 | 7,612 | 7,428 | − 2,341 | − 181 | + 1,521 | + 184 | − 817 | 3,083 | 4,221 | 4,324 | 3,528 | 4,731 | 4,809 |
| Kóttúru ... ... | Bellary ... ... | | 6,522 | 6,996 | 6,136 | 5,156 | 4,949 | − 474 | + 860 | + 980 | + 207 | + 1,573 | 3,277 | 3,461 | 3,076 | 3,245 | 3,535 | 3,060 |
| Madurántakam ... | Chingleput ... ... | | 6,499 | 6,266 | 5,194 | 4,511 | 4,181 | + 233 | + 1,072 | + 683 | + 330 | + 2,318 | 3,223 | 3,092 | 2,602 | 3,276 | 3,174 | 2,592 |
| Dharmapuri ... ... | Salem ... ... | | 6,459 | 8,102 | 6,939 | 7,090 | 7,434 | − 1,644 | + 1,163 | − 151 | − 344 | − 976 | 3,271 | 3,833 | 3,223 | 3,187 | 4,269 | 3,716 |
| *Vishâram* ... ... | North Arcot ... ... | | 6,455 | 5,424 | 3,995 | 3,641 | 3,109 | + 1,031 | + 1,429 | + 351 | + 535 | + 3,346 | 2,786 | 2,372 | 1,745 | 3,669 | 3,052 | 2,250 |



This content downloaded from 106.51.163.168 on Wed, 05 Jun 2024 15:15:17 +00:00
All use subject to https://about.jstor.org/terms

# TABLE IV.

## Towns classified by population with variation since 1871—*concluded.*

| TOWNS. | DISTRICT OR STATE. | MUNICIPALITY, OR CANTONMENT. | POPULATION. | | | | | VARIATION, INCREASE (+) OR DECREASE (−). | | | | VARIATION IN PERIOD 1871 TO 1911, INCREASE (+) OR DECREASE (−). | MALES. | | | FEMALES. | | |
|---|---|---|---|---|---|---|---|---|---|---|---|---|---|---|---|---|---|---|
| | | | 1911. | 1901. | 1891. | 1881. | 1871. | 1901 to 1911. | 1891 to 1901. | 1881 to 1891. | 1871 to 1881. | | 1911. | 1901. | 1891. | 1911. | 1901. | 1891. |
| 1 | 2 | 3 | 4 | 5 | 6 | 7 | 8 | 9 | 10 | 11 | 12 | 13 | 14 | 15 | 16 | 17 | 18 | 19 |
| **Class V—*cont.*** | | | | | | | | | | | | | | | | | | |
| *Chinnamanúr* | VIZAGAPATAM | ... | 6,452 | 6,184 | 6,112 | 3,867 | 3,839 | 268 | 72 | 2,245 | 28 | 2,613 | 3,105 | 2,935 | 2,851 | 3,347 | 3,249 | 3,261 |
| SÁTÚR | RÁMNAD | ... | 6,396 | 7,870 | 2,887 | 5,324 | 5,504 | − 1,474 | 4,983 | 2,437 | − 180 | 892 | 3,372 | 3,918 | 1,492 | 3,024 | 3,952 | 1,395 |
| SRUNGAVARAPUKÓTA | VIZAGAPATAM | ... | 6,385 | 5,862 | 5,715 | 5,329 | 5,078 | 523 | 147 | 386 | 251 | 1,307 | 2,964 | 2,867 | 2,850 | 3,421 | 2,995 | 2,865 |
| KÁVALI | NELLORE | ... | 6,380 | 8,635 | 7,245 | 4,927 | 5,863 | − 2,255 | 1,390 | 2,318 | − 936 | 517 | 3,201 | 4,369 | 3,637 | 3,179 | 4,266 | 3,548 |
| CUMBUM | KURNOOL | ... | 6,344 | 6,502 | 5,731 | 7,170 | 7,295 | − 158 | 771 | − 1,439 | − 125 | − 951 | 2,959 | 3,071 | 2,761 | 3,385 | 3,431 | 2,970 |
| *Pattamadai* | TINNEVELLY | ... | 6,290 | 7,078 | 8,086 | 6,409 | 3,148 | − 788 | − 1,008 | 1,686 | 3,252 | 3,142 | 2,927 | 3,183 | 3,295 | 3,363 | 3,895 | 4,291 |
| *Aliyábád* | NORTH ARCOT | ... | 6,286 | 5,996 | 5,996 | 4,207 | 3,912 | 290 | 900 | 839 | 295 | 2,374 | 3,159 | 2,943 | 2,517 | 3,127 | 3,053 | 2,579 |
| *Nayudupéta* | NELLORE | ... | 6,260 | 5,668 | 5,195 | 4,467 | 4,686 | 592 | 473 | 728 | − 219 | 1,574 | 3,157 | 2,853 | 2,586 | 3,103 | 2,815 | 2,609 |
| *Tiruppuvanam* | RÁMNAD | ... | 6,154 | 5,848 | 5,455 | 4,645 | 4,207 | 306 | 393 | 810 | 438 | 1,947 | 2,958 | 2,891 | 2,662 | 3,196 | 2,957 | 2,793 |
| SRÍPERUMBÚDÚR | CHINGLEPUT | ... | 6,129 | 5,481 | 5,956 | 5,092 | 4,732 | 648 | − 475 | 864 | 360 | 1,397 | 3,006 | 2,674 | 2,909 | 3,123 | 2,807 | 3,047 |
| CHEYÚR | CHINGLEPUT | ... | 6,083 | 5,210 | 5,364 | 4,487 | 3,711 | 873 | − 154 | 877 | 776 | 2,372 | 3,032 | 2,640 | 2,752 | 3,051 | 2,570 | 2,612 |
| *Russellkonda* | GANJÁM | ... | 6,042 | 3,493 | 3,412 | ... | 2,625 | 2,549 | 81 | ... | ... | 3,417 | 2,864 | 1,711 | 1,681 | 3,178 | 1,782 | 1,731 |
| *Wellington* | NILGIRIS | C. | 6,018 | 4,793 | 3,096 | 1,725 | ... | 1,225 | 1,697 | 1,371 | ... | ... | 3,557 | 2,923 | 1,645 | 2,461 | 1,870 | 1,451 |
| TIRUTTURAIPPUNDI | TANJORE | ... | 6,015 | 5,400 | 5,196 | 4,853 | 4,278 | 615 | 204 | 341 | 577 | 1,737 | 2,913 | 2,579 | 2,521 | 3,102 | 2,821 | 2,675 |
| KUDAVASAL | TANJORE | ... | 5,973 | 5,419 | 7,785 | 5,661 | 4,808 | 554 | − 2,366 | 2,124 | 853 | 1,165 | 2,884 | 2,622 | 3,661 | 3,089 | 2,797 | 4,124 |
| *Viraghattam* | VIZAGAPATAM | ... | 5,921 | 5,738 | 5,516 | 5,108 | 4,727 | 183 | 222 | 138 | 681 | 1,194 | 2,827 | 2,780 | 2,596 | 3,094 | 2,958 | 2,950 |
| HOSÚR | SALEM | ... | 5,913 | 6,695 | 5,786 | 5,869 | 6,360 | − 782 | 939 | − 113 | − 491 | − 447 | 2,891 | 3,295 | 2,696 | 3,022 | 3,400 | 3,060 |
| *Anaimalais* | COIMBATORE | ... | 5,857 | 6,768 | 6,433 | 5,675 | 5,750 | − 911 | 335 | 758 | − 75 | 107 | 2,853 | 3,204 | 2,961 | 3,004 | 3,564 | 3,472 |
| PÁLAIYAMPATTI | RÁMNAD | ... | 5,805 | 4,967 | 5,258 | 4,419 | 4,377 | 838 | − 291 | 839 | 42 | 1,428 | 2,795 | 2,323 | 2,442 | 3,010 | 2,644 | 2,816 |
| SIRUGUPPA | BELLARY | ... | 5,708 | 5,805 | 5,478 | 5,013 | 5,501 | − 97 | 327 | 465 | − 488 | 207 | 2,823 | 2,898 | 2,815 | 2,885 | 2,937 | 2,663 |
| PÓRUMÁMILLA | CUDDAPAH | ... | 5,634 | 5,522 | 3,099 | 4,764 | 4,670 | 112 | 2,423 | − 1,665 | 84 | 964 | 2,785 | 2,760 | 1,557 | 2,849 | 2,762 | 1,542 |
| NANNILAM | TANJORE | ... | 5,382 | 6,727 | 5,242 | 5,690 | 5,280 | − 1,345 | 1,485 | − 457 | 410 | 93 | 2,451 | 3,153 | 2,457 | 2,931 | 3,574 | 2,785 |
| *Mulki* | SOUTH CANARA | ... | 5,360 | 5,065 | 4,611 | 4,151 | 4,308 | 295 | 454 | 160 | 143 | 1,052 | 2,568 | 2,400 | 2,175 | 2,792 | 2,665 | 2,436 |
| MADAKASÍRA | ANANTAPUR | ... | 5,303 | 10,666 | 4,896 | 6,898 | 5,262 | − 5,363 | 5,770 | − 2,002 | 1,636 | 41 | 2,603 | 5,371 | 2,334 | 2,700 | 5,295 | 2,562 |
| NÁMAKKAL | TRICHINOPOLY | ... | 5,196 | 6,843 | 6,341 | 5,147 | 5,553 | − 1,647 | 502 | 1,194 | − 406 | − 357 | 2,611 | 3,383 | 3,082 | 2,585 | 3,460 | 3,259 |
| *Mánámadurai* | RÁMNAD | ... | 5,184 | 5,032 | 3,997 | 3,742 | 3,055 | 152 | 1,035 | 255 | 687 | 2,129 | 2,491 | 2,457 | 1,994 | 2,693 | 2,575 | 2,003 |
| *Kávéripatnam* | SALEM | ... | 5,171 | 4,954 | 4,457 | 3,886 | 4,410 | 217 | 497 | 571 | − 524 | 761 | 2,475 | 2,353 | 2,141 | 2,696 | 2,601 | 2,316 |
| *Kulpatti* | TINNEVELLY | ... | 5,016 | 3,415 | 2,740 | 1,213 | 1,185 | 1,601 | 675 | 1,527 | 28 | 3,831 | 2,686 | 1,769 | 1,474 | 2,330 | 1,646 | 1,266 |
| **Class VI** | **Under 5,000** | ... | ***50,349*** | ***57,637*** | ***52,085*** | ***48,301*** | ***46,375*** | ***− 7,288*** | ***5,552*** | ***2,041*** | ***1,926*** | ***1,068*** | ***24,920*** | ***28,071*** | ***25,586*** | ***25,429*** | ***29,566*** | ***26,499*** |
| *Bantwál* | SOUTH CANARA | ... | 4,985 | 4,448 | 4,328 | 3,985 | 3,685 | 537 | 120 | 343 | 300 | 1,300 | 2,337 | 2,338 | 2,248 | 2,348 | 2,110 | 2,080 |
| *Kárkala* | SOUTH CANARA | ... | 4,961 | 5,364 | 4,115 | 3,392 | 3,269 | − 403 | 1,249 | 723 | 123 | 1,692 | 2,341 | 2,558 | 1,948 | 2,620 | 2,806 | 2,167 |
| SIRUTTONDANALLÚR | TINNEVELLY | ... | 4,920 | 6,099 | 5,914 | 6,087 | 5,528 | − 1,179 | 185 | − 173 | 559 | − 608 | 2,247 | 2,805 | 2,794 | 2,673 | 3,294 | 3,120 |
| *Aska* | GANJÁM | ... | 4,912 | 4,031 | 4,265 | 3,909 | 4,255 | 881 | − 234 | 356 | − 346 | 857 | 2,372 | 1,847 | 1,984 | 2,540 | 2,184 | 2,281 |
| RAZAM | VIZAGAPATAM | ... | 4,869 | 5,096 | 4,887 | 4,538 | 4,750 | − 227 | 409 | 149 | − 212 | 119 | 2,410 | 2,519 | 2,356 | 2,459 | 2,577 | 2,331 |
| PULICAT | CHINGLEPUT | ... | 4,734 | 5,448 | 5,392 | 4,967 | 4,903 | − 714 | 56 | 425 | 64 | − 169 | 2,266 | 2,646 | 2,630 | 2,468 | 2,802 | 2,762 |
| TIRUCHENGÓDU | SALEM | ... | 4,645 | 8,196 | 7,511 | 5,889 | 6,153 | − 3,551 | 685 | 1,622 | − 264 | − 1,508 | 2,416 | 3,983 | 3,758 | 2,229 | 4,213 | 3,753 |
| *Arani* | CHINGLEPUT | ... | 4,573 | 4,496 | 3,989 | 3,682 | 3,804 | 77 | 507 | 307 | − 122 | 769 | 2,324 | 2,275 | 2,001 | 2,249 | 2,221 | 1,988 |
| *Kumaralingam* | COIMBATORE | ... | 4,478 | 4,661 | 4,320 | 3,622 | 3,392 | − 183 | 341 | 698 | 230 | 1,086 | 2,169 | 2,227 | 2,052 | 2,309 | 2,434 | 2,268 |
| NARASANNAPÉTA | GANJÁM | ... | 4,366 | 7,886 | 5,821 | 8,230 | 6,636 | − 3,520 | 2,065 | − 2,409 | 1,594 | − 2,270 | 2,088 | 3,822 | 2,813 | 2,278 | 4,064 | 3,008 |
| KODAIKÁNAL | MADURA | M. | 2,906 | 1,912 | 1,743 | ... | ... | 994 | 169 | ... | ... | ... | 1,650 | 1,051 | 1,002 | 1,256 | 861 | 741 |



This content downloaded from 106.51.163.168 on Wed, 05 Jun 2024 15:15:17 +00:00
All use subject to https://about.jstor.org/terms

# TABLE V.

## TOWNS ARRANGED TERRITORIALLY WITH POPULATION BY RELIGION.

This content downloaded from
106.51.163.168 on Wed, 05 Jun 2024 15:15:17 +00:00
All use subject to https://about.jstor.org/terms

# TABLE V.

## Towns arranged territorially with population by religion.

| DISTRICT OR STATE. | TOWN, MUNICIPALITY OR CANTONMENT. | POPULATION. | | | HINDU. | | | MUSALMAN. | | | CHRISTIAN. | | | ANIMISTIC. | | | JAIN. | | | BUDDHIST. | | | JEW. | | | PARSI. | | | OTHERS. | | |
|---|---|---|---|---|---|---|---|---|---|---|---|---|---|---|---|---|---|---|---|---|---|---|---|---|---|---|---|---|---|---|---|
| | | Persons. | Males. | Females. | Persons. | Males. | Females. | Persons. | Males. | Females. | Persons. | Males. | Females. | Persons. | Males. | Females. | Persons. | Males. | Females. | Persons. | Males. | Females. | Persons. | Males. | Females. | Persons. | Males. | Females. | Persons. | Males. | Females. |
| 1 | 2 | 3 | 4 | 5 | 6 | 7 | 8 | 9 | 10 | 11 | 12 | 13 | 14 | 15 | 16 | 17 | 18 | 19 | 20 | 21 | 22 | 23 | 24 | 25 | 26 | 27 | 28 | 29 | 30 | 31 | 32 |
| | **MADRAS** ... | *4,919,476* | *2,426,625* | *2,492,851* | *3,989,520* | *1,971,984* | *2,017,536* | *675,504* | *328,198* | *347,306* | *242,143* | *119,660* | *122,483* | *7,887* | *4,005* | *3,882* | *2,869* | *1,880* | *989* | *630* | *393* | *237* | *58* | *34* | *24* | *452* | *222* | *230* | *413** | *249* | *164* |
| | (1) British Territory. | *4,892,626* | *2,413,517* | *2,479,109* | *3,964,973* | *1,960,062* | *2,004,911* | *673,980* | *327,429* | *346,551* | *241,364* | *119,243* | *122,121* | *7,887* | *4,005* | *3,882* | *2,869* | *1,880* | *989* | *630* | *393* | *237* | *58* | *34* | *24* | *452* | *222* | *230* | *413* | *249* | *164* |
| | TOTAL ... | *106,955* | *50,347* | *56,608* | *102,722* | *48,179* | *54,543* | *2,997* | *1,489* | *1,508* | *1,018* | *527* | *491* | *218* | *152* | *66* | | | | | | | | | | | | | | | |
| GANJAM. | Berhampur Munpy. | 31,456 | 15,331 | 16,125 | 29,721 | 14,405 | 15,316 | 1,130 | 603 | 527 | 605 | 323 | 282 | | | | | | | | | | | | | | | | | | |
| | Parlákimedi do. ... | 18,370 | 8,638 | 9,732 | 17,887 | 8,368 | 9,519 | 345 | 185 | 160 | 102 | 51 | 51 | 36 | 34 | 2 | | | | | | | | | | | | | | | |
| | Chicacole do. ... | 17,852 | 8,246 | 9,606 | 17,193 | 7,956 | 9,237 | 600 | 265 | 335 | 59 | 25 | 34 | | | | | | | | | | | | | | | | | | |
| | Ichchápuram ... | 9,252 | 4,207 | 5,045 | 9,009 | 4,083 | 4,926 | 234 | 116 | 118 | 9 | 8 | 1 | | | | | | | | | | | | | | | | | | |
| | Tekkali ... ... | 7,668 | 3,493 | 4,175 | 7,572 | 3,447 | 4,125 | 15 | 8 | 7 | 81 | 38 | 43 | | | | | | | | | | | | | | | | | | |
| | Sómpéta ... ... | 7,037 | 3,108 | 3,929 | 6,903 | 3,037 | 3,866 | 33 | 16 | 17 | | | | | | | | | | | | | | | | | | | | | |
| | Russellkonda ... | 6,042 | 2,864 | 3,178 | 5,332 | 2,523 | 2,809 | 514 | 226 | 288 | 122 | 58 | 64 | 101 | 55 | 46 | | | | | | | | | | | | | | | |
| | Aska ... ... | 4,912 | 2,372 | 2,540 | 4,745 | 2,276 | 2,469 | 120 | 66 | 54 | 40 | 24 | 16 | 74 | 57 | 17 | | | | | | | | | | | | | | | |
| | Narasannapéta ... | 4,366 | 2,088 | 2,278 | 4,360 | 2,084 | 2,276 | 6 | 4 | 2 | | | | 7 | 6 | 1 | | | | | | | | | | | | | | | |
| VIZAGAPATAM. | TOTAL ... | *222,960* | *107,667* | *115,293* | *211,904* | *102,208* | *109,696* | *7,072* | *3,514* | *3,558* | *3,953* | *1,925* | *2,028* | *1* | *1* | ... | *8* | *8* | | *2* | *2* | | | | | *20* | *9* | *11* | | | |
| | Vizagapatam Munpy. | 43,413 | 21,465 | 21,948 | 38,737 | 19,091 | 19,646 | 2,557 | 1,343 | 1,214 | 2,088 | 1,011 | 1,077 | 1 | 1 | .. | 8 | 8 | | 2 | 2 | | | | | 20 | 9 | 11 | | | |
| | Vizianagram do. | 37,550 | 17,897 | 19,653 | 34,792 | 16,561 | 18,231 | 2,115 | 1,009 | 1,106 | 643 | 327 | 316 | | | | | | | | | | | | | | | | | | |
| | Anakápalle do. | 20,625 | 10,165 | 10,460 | 20,407 | 10,060 | 10,347 | 211 | 101 | 110 | 7 | 4 | 3 | | | | | | | | | | | | | | | | | | |
| | Bobbili ... ... | 18,261 | 8,849 | 9,412 | 17,834 | 8,644 | 9,190 | 339 | 177 | 162 | 88 | 28 | 60 | | | | | | | | | | | | | | | | | | |
| | Sálúr ... ... | 17,594 | 8,473 | 9,121 | 17,076 | 8,222 | 8,856 | 364 | 170 | 194 | 152 | 81 | 71 | | | | | | | | | | | | | | | | | | |
| | Párvatípuram ... | 16,773 | 8,049 | 8,724 | 16,481 | 7,901 | 8,580 | 218 | 112 | 106 | 74 | 36 | 38 | | | | | | | | | | | | | | | | | | |
| | Narasapatnam ... | 11,268 | 5,415 | 5,853 | 11,076 | 5,321 | 5,755 | 157 | 70 | 81 | 35 | 18 | 17 | | | | | | | | | | | | | | | | | | |
| | Pálkonda ... ... | 10,888 | 5,261 | 5,627 | 10,361 | 5,017 | 5,344 | 48 | 24 | 24 | 479 | 220 | 259 | | | | | | | | | | | | | | | | | | |
| | Bimlipatam Munpy. | 9,314 | 4,348 | 4,966 | 8,926 | 4,151 | 4,775 | 233 | 109 | 124 | 155 | 88 | 67 | | | | | | | | | | | | | | | | | | |
| | Yellamanchili ... | 7,036 | 3,356 | 3,680 | 6,787 | 3,228 | 3,559 | 220 | 116 | 104 | 29 | 12 | 17 | | | | | | | | | | | | | | | | | | |
| | Mádugula ... | 6,611 | 3,083 | 3,528 | 6,357 | 2,966 | 3,391 | 254 | 117 | 137 | | | | | | | | | | | | | | | | | | | | | |
| | Chinnamérangi ... | 6,452 | 3,105 | 3,347 | 6,286 | 3,021 | 3,265 | 144 | 69 | 75 | 22 | 15 | 7 | | | | | | | | | | | | | | | | | | |
| | Srungavarappukóta ... | 6,385 | 2,964 | 3,421 | 6,214 | 2,900 | 3,314 | 166 | 63 | 103 | 5 | 1 | 4 | | | | | | | | | | | | | | | | | | |
| | Víraghattam ... ... | 5,921 | 2,827 | 3,094 | 5,738 | 2,740 | 2,998 | 10 | 6 | 4 | 173 | 81 | 92 | | | | | | | | | | | | | | | | | | |
| | Razam ... ... | 4,869 | 2,410 | 2,459 | 4,830 | 2,385 | 2,445 | 36 | 22 | 14 | 3 | 3 | | | | | | | | | | | | | | | | | | | |
| GÓDÁVARI. | TOTAL ... | *190,538* | *93,024* | *97,514* | *178,587* | *87,113* | *91,474* | *8,510* | *4,284* | *4,226* | *3,199* | *1,492* | *1,707* | *141* | *62* | *79* | *32* | *27* | *5* | ... | ... | ... | ... | ... | ... | *17* | *11* | *6* | *52* | *35* | *17* |
| | Cocanada Munpy. ... | 54,110 | 26,629 | 27,481 | 50,352 | 24,756 | 25,596 | 2,642 | 1,388 | 1,254 | 1,044 | 437 | 607 | | | .. | 3 | 2 | 1 | | | | | | | 17 | 11 | 6 | 52 | 35 | 17 |
| | Rájahmundry Munpy. | 48,417 | 23,761 | 24,656 | 45,211 | 22,206 | 23,005 | 2,132 | 1,100 | 1,032 | 1,048 | 431 | 617 | | | ... | 26 | 24 | 2 | | | | | | | | | | | | |
| | Sámalkot ... .. | 15,483 | 7,700 | 7,783 | 14,454 | 7,126 | 7,328 | 623 | 292 | 331 | 406 | 282 | 124 | | | | | | | | | | | | | | | | | | |
| | Peddápuram ... ... | 15,436 | 7,419 | 8,017 | 14,731 | 7,076 | 7,655 | 563 | 273 | 290 | 49 | 30 | 19 | 93 | 40 | 53 | | | | | | | | | | | | | | | |
| | Pithápuram ... ... | 15,316 | 7,467 | 7,849 | 14,006 | 6,849 | 7,157 | 1,127 | 529 | 598 | 135 | 67 | 68 | 46 | 21 | 25 | 2 | 1 | 1 | | | | | | | | | | | | |
| | Amalápuram ... | 12,615 | 6,110 | 6,505 | 11,872 | 5,759 | 6,113 | 650 | 303 | 347 | 93 | 48 | 45 | | | | | | | | | | | | | | | | | | |
| | Dowlaishweram ... | 10,347 | 4,882 | 5,465 | 9,762 | 4,596 | 5,166 | 331 | 170 | 161 | 251 | 115 | 136 | 2 | 1 | 1 | 1 | ... | 1 | | | | | | | | | | | | |
| | Mandapéta ... ... | 9,546 | 4,596 | 4,950 | 9,377 | 4,517 | 4,860 | 107 | 53 | 54 | 62 | 26 | 36 | | | | | | | | | | | | | | | | | | |
| | Tuni ... ... ... | 9,268 | 4,460 | 4,808 | 8,822 | 4,228 | 4,594 | 335 | 176 | 159 | 111 | 56 | 55 | | | | | | | | | | | | | | | | | | |
| KISTNA. | TOTAL ... | *229,570* | *112,413* | *117,157* | *205,878* | *100,628* | *105,250* | *19,424* | *9,666* | *9,758* | *4,094* | *2,031* | *2,063* | *147* | *71* | *76* | *7* | *7* | ... | ... | ... | ... | ... | ... | ... | *20* | *10* | *10* | ... | ... | ... |
| | Masulipatam Munpy. | 42,123 | 20,536 | 21,587 | 36,211 | 17,686 | 18,525 | 4,874 | 2,382 | 2,492 | 1,038 | 468 | 570 | | | | | | | | | | | | | 5 | 1 | 4 | | | |
| | Ellore Munpy. ... | 37,819 | 18,302 | 19,517 | 33,414 | 16,112 | 17,302 | 3,894 | 1,928 | 1,966 | 506 | 261 | 245 | | | | | | | | | | | | | 15 | 9 | 6 | | | |
| | Bezwáda Munpy. .... | 32,867 | 17,026 | 15,841 | 27,611 | 14,251 | 13,360 | 4,336 | 2,284 | 2,052 | 905 | 482 | 423 | | | | | | | | | | | | | | | | | | |
| | Tanuku ... ... | 18,835 | 9,336 | 9,499 | 18,252 | 9,041 | 9,211 | 292 | 154 | 138 | 291 | 141 | 150 | | | | | | | | | | | | | | | | | | |

* Buddhists (Males, 240; Females, 165).

TABLE V.



This content downloaded from 106.51.163.168 on Wed, 05 Jun 2024 15:15:17 +00:00
All use subject to https://about.jstor.org/terms

## Towns arranged territorially with population by religion—*continued.*

| DISTRICT OR STATE. | TOWN, MUNICIPALITY, OR CANTONMENT. | POPULATION. | | | HINDU. | | | MUSALMAN. | | | CHRISTIAN. | | | ANIMISTIC. | | | JAIN. | | | BUDDHIST. | | | JEW. | | | PARSI. | | | OTHERS. | | |
|---|---|---|---|---|---|---|---|---|---|---|---|---|---|---|---|---|---|---|---|---|---|---|---|---|---|---|---|---|---|---|---|
| | | Persons. | Males. | Females. | Persons. | Males. | Females. | Persons. | Males. | Females. | Persons. | Males. | Females. | Persons. | Males. | Females. | Persons. | Males. | Females. | Persons. | Males. | Females. | Persons. | Males. | Females. | Persons. | Males. | Females. | Persons. | Males. | Females. |
| 1 | 2 | 3 | 4 | 5 | 6 | 7 | 8 | 9 | 10 | 11 | 12 | 13 | 14 | 15 | 16 | 17 | 18 | 19 | 20 | 21 | 22 | 23 | 24 | 25 | 26 | 27 | 28 | 29 | 30 | 31 | 32 |
| Kistna—*cont.* | Attili ... ... ... | 17,954 | 8,552 | 9,402 | 17,326 | 8,237 | 9,089 | 450 | 222 | 228 | 141 | 76 | 65 | 37 | 17 | 20 | ... | ... | ... | ... | ... | ... | ... | ... | ... | ... | ... | ... | ... | ... | ... |
| | Pálakollu ... ... | 12,953 | 6,236 | 6,717 | 12,431 | 5,993 | 6,438 | 146 | 79 | 67 | 376 | 164 | 212 | ... | ... | ... | ... | ... | ... | ... | ... | ... | ... | ... | ... | ... | ... | ... | ... | ... | ... |
| | Narasapur ... | 11,950 | 5,634 | 6,316 | 10,855 | 5,159 | 5,696 | 922 | 385 | 537 | 138 | 69 | 69 | 35 | 21 | 14 | ... | ... | ... | ... | ... | ... | ... | ... | ... | ... | ... | ... | ... | ... | ... |
| | Penugonda ... ... | 11,039 | 5,289 | 5,750 | 10,723 | 5,137 | 5,586 | 247 | 124 | 123 | 22 | 8 | 14 | 47 | 20 | 27 | ... | ... | ... | ... | ... | ... | ... | ... | ... | ... | ... | ... | ... | ... | ... |
| | Názvíd ... ... | 10,023 | 4,911 | 5,112 | 8,488 | 4,150 | 4,338 | 1,443 | 712 | 731 | 64 | 36 | 28 | 28 | 13 | 15 | ... | ... | ... | ... | ... | ... | ... | ... | ... | ... | ... | ... | ... | ... | ... |
| | Gudiváda ... ... | 9,180 | 4,511 | 4,669 | 7,360 | 3,613 | 3,747 | 1,349 | 648 | 701 | 464 | 243 | 221 | ... | ... | ... | 7 | 7 | ... | ... | ... | ... | ... | ... | ... | ... | ... | ... | ... | ... | ... |
| | Achánta ... ... | 8,844 | 4,170 | 4,674 | 8,755 | 4,120 | 4,635 | 81 | 45 | 36 | 8 | 5 | 3 | ... | ... | ... | ... | ... | ... | ... | ... | ... | ... | ... | ... | ... | ... | ... | ... | ... | ... |
| | Jaggayyapéta ... | 8,802 | 4,245 | 4,557 | 7,862 | 3,780 | 4,082 | 896 | 438 | 458 | 44 | 27 | 17 | ... | ... | ... | ... | ... | ... | ... | ... | ... | ... | ... | ... | ... | ... | ... | ... | ... | ... |
| | Vallúru ... ... | 7,181 | 3,665 | 3,516 | 6,590 | 3,349 | 3,241 | 494 | 265 | 229 | 97 | 51 | 46 | ... | ... | ... | ... | ... | ... | ... | ... | ... | ... | ... | ... | ... | ... | ... | ... | ... | ... |
| | TOTAL ... | *162,049* | *81,596* | *80,453* | *132,824* | *66,504* | *66,320* | *20,584* | *10,540* | *10,044* | *7,985* | *4,163* | *3,822* | *571* | *307* | *264* | *71* | *71* | ... | ... | ... | ... | ... | ... | ... | *14* | *11* | *3* | ... | ... | ... |
| Guntúr. | Guntúr Munpy. ... | 40,529 | 20,826 | 19,703 | 29,556 | 15,142 | 14,414 | 9,022 | 4,661 | 4,361 | 1,885 | 964 | 921 | 13 | 8 | 5 | 41 | 41 | ... | ... | ... | ... | ... | ... | ... | 12 | 10 | 2 | ... | ... | ... |
| | Chirála ... ... | 18,618 | 9,223 | 9,395 | 17,063 | 8,421 | 8,642 | 828 | 442 | 386 | 727 | 360 | 367 | ... | ... | ... | ... | ... | ... | ... | ... | ... | ... | ... | ... | ... | ... | ... | ... | ... | ... |
| | Tenáli Munpy. ... | 18,195 | 9,320 | 8,875 | 15,723 | 7,989 | 7,734 | 1,765 | 958 | 807 | 637 | 327 | 310 | 40 | 16 | 24 | 30 | 30 | ... | ... | ... | ... | ... | ... | ... | ... | ... | ... | ... | ... | ... |
| | Ongole do. ... | 13,286 | 6,577 | 6,709 | 10,531 | 5,209 | 5,322 | 1,274 | 649 | 625 | 1,476 | 718 | 758 | 5 | 1 | 4 | ... | ... | ... | ... | ... | ... | ... | ... | ... | ... | ... | ... | ... | ... | ... |
| | Bápatla ... ... | 10,973 | 5,562 | 5,411 | 9,539 | 4,782 | 4,757 | 845 | 436 | 409 | 527 | 319 | 208 | 62 | 25 | 37 | ... | ... | ... | ... | ... | ... | ... | ... | ... | ... | ... | ... | ... | ... | ... |
| | Vótapálemu ... ... | 10,582 | 5,196 | 5,386 | 9,236 | 4,536 | 4,700 | 902 | 415 | 487 | 332 | 183 | 149 | 112 | 62 | 50 | ... | ... | ... | ... | ... | ... | ... | ... | ... | ... | ... | ... | ... | ... | ... |
| | Mangalagiri ... ... | 8,747 | 4,349 | 4,398 | 7,318 | 3,626 | 3,692 | 1,137 | 566 | 571 | 292 | 157 | 135 | ... | ... | ... | ... | ... | ... | ... | ... | ... | ... | ... | ... | ... | ... | ... | ... | ... | ... |
| | Narasaraopet ... | 8,743 | 4,423 | 4,320 | 7,056 | 3,567 | 3,489 | 1,295 | 657 | 638 | 390 | 198 | 192 | ... | ... | ... | ... | ... | ... | ... | ... | ... | ... | ... | ... | 2 | 1 | 1 | ... | ... | ... |
| | Ponnúru ... ... | 8,440 | 4,376 | 4,064 | 7,114 | 3,681 | 3,433 | 1,051 | 554 | 497 | 244 | 122 | 122 | 31 | 19 | 12 | ... | ... | ... | ... | ... | ... | ... | ... | ... | ... | ... | ... | ... | ... | ... |
| | Addanki ... ... | 8,358 | 4,160 | 4,198 | 7,331 | 3,595 | 3,736 | 315 | 161 | 154 | 678 | 386 | 292 | 34 | 18 | 16 | ... | ... | ... | ... | ... | ... | ... | ... | ... | ... | ... | ... | ... | ... | ... |
| | Allúr-Kottapatam ... | 8,083 | 3,968 | 4,115 | 7,006 | 3,395 | 3,611 | 413 | 213 | 200 | 390 | 202 | 188 | 274 | 158 | 116 | ... | ... | ... | ... | ... | ... | ... | ... | ... | ... | ... | ... | ... | ... | ... |
| | Vinukonda ... ... | 7,495 | 3,616 | 3,879 | 5,351 | 2,561 | 2,790 | 1,737 | 828 | 909 | 407 | 227 | 180 | ... | ... | ... | ... | ... | ... | ... | ... | ... | ... | ... | ... | ... | ... | ... | ... | ... | ... |
| | TOTAL ... | *93,739* | *46,237* | *47,502* | *70,182* | *34,481* | *35,701* | *14,230* | *7,228* | *7,002* | *3,681* | *1,711* | *1,970* | *5,646* | *2,817* | *2,829* | ... | ... | ... | ... | ... | ... | ... | ... | ... | ... | ... | ... | ... | ... | ... |
| Nellore. | Nellore Munpy. ... | 33,246 | 16,180 | 17,066 | 22,710 | 11,062 | 11,648 | 6,091 | 3,041 | 3,050 | 1,235 | 504 | 731 | 3,210 | 1,573 | 1,637 | ... | ... | ... | ... | ... | ... | ... | ... | ... | ... | ... | ... | ... | ... | ... |
| | Venkatagiri ... ... | 14,275 | 6,989 | 7,286 | 12,084 | 5,873 | 6,211 | 1,742 | 897 | 845 | 124 | 59 | 65 | 325 | 160 | 165 | ... | ... | ... | ... | ... | ... | ... | ... | ... | ... | ... | ... | ... | ... | ... |
| | Kandukúr ... ... | 10,276 | 5,097 | 5,179 | 8,389 | 4,133 | 4,256 | 1,547 | 786 | 761 | 158 | 81 | 77 | 182 | 97 | 85 | ... | ... | ... | ... | ... | ... | ... | ... | ... | ... | ... | ... | ... | ... | ... |
| | Allúr ... ... | 8,322 | 4,218 | 4,104 | 5,874 | 2,914 | 2,960 | 751 | 409 | 342 | 467 | 242 | 225 | 1,230 | 653 | 577 | ... | ... | ... | ... | ... | ... | ... | ... | ... | ... | ... | ... | ... | ... | ... |
| | Gúdúr ... ... | 8,006 | 3,955 | 4,051 | 6,120 | 3,024 | 3,096 | 1,278 | 674 | 604 | 336 | 123 | 213 | 272 | 134 | 138 | ... | ... | ... | ... | ... | ... | ... | ... | ... | ... | ... | ... | ... | ... | ... |
| | Kanigiri ... ... | 6,974 | 3,440 | 3,534 | 5,008 | 2,489 | 2,519 | 1,328 | 652 | 676 | 638 | 299 | 339 | ... | ... | ... | ... | ... | ... | ... | ... | ... | ... | ... | ... | ... | ... | ... | ... | ... | ... |
| | Kávali ... ... | 6,380 | 3,201 | 3,179 | 5,145 | 2,594 | 2,551 | 864 | 432 | 432 | 224 | 109 | 115 | 147 | 66 | 81 | ... | ... | ... | ... | ... | ... | ... | ... | ... | ... | ... | ... | ... | ... | ... |
| | Náyudupéta ... ... | 6,260 | 3,157 | 3,103 | 4,852 | 2,392 | 2,460 | 629 | 337 | 292 | 499 | 294 | 205 | 280 | 134 | 146 | ... | ... | ... | ... | ... | ... | ... | ... | ... | ... | ... | ... | ... | ... | ... |
| | TOTAL ... | *99,838* | *49,957* | *49,881* | *73,192* | *36,752* | *36,440* | *24,371* | *12,077* | *12,294* | *2,169* | *1,059* | *1,110* | *78* | *43* | *35* | *28* | *26* | *2* | ... | ... | ... | ... | ... | ... | ... | ... | ... | ... | ... | ... |
| Cuddapah. | Cuddapah Munpy. ... | 17,807 | 8,675 | 9,132 | 9,026 | 4,350 | 4,676 | 8,484 | 4,138 | 4,346 | 224 | 134 | 90 | 45 | 27 | 18 | 28 | 26 | 2 | ... | ... | ... | ... | ... | ... | ... | ... | ... | ... | ... | ... |
| | Jammalamadugu ... | 16,099 | 8,188 | 7,911 | 12,216 | 6,272 | 5,944 | 2,894 | 1,471 | 1,423 | 988 | 444 | 544 | 1 | 1 | ... | ... | ... | ... | ... | ... | ... | ... | ... | ... | ... | ... | ... | ... | ... | ... |
| | Proddatúr ... ... | 15,756 | 7,988 | 7,768 | 11,201 | 5,642 | 5,559 | 4,115 | 2,116 | 1,999 | 440 | 230 | 210 | ... | ... | ... | ... | ... | ... | ... | ... | ... | ... | ... | ... | ... | ... | ... | ... | ... | ... |
| | Rázampéta ... ... | 14,649 | 7,332 | 7,317 | 12,998 | 6,494 | 6,504 | 1,579 | 796 | 783 | 72 | 42 | 30 | ... | ... | ... | ... | ... | ... | ... | ... | ... | ... | ... | ... | ... | ... | ... | ... | ... | ... |
| | Badvél ... ... | 11,590 | 5,826 | 5,764 | 10,121 | 5,098 | 5,023 | 1,344 | 667 | 677 | 95 | 47 | 48 | 30 | 14 | 16 | ... | ... | ... | ... | ... | ... | ... | ... | ... | ... | ... | ... | ... | ... | ... |
| | Vámpalle ... ... | 10,291 | 5,162 | 5,129 | 8,089 | 4,086 | 4,003 | 1,978 | 980 | 998 | 223 | 95 | 128 | 1 | 1 | ... | ... | ... | ... | ... | ... | ... | ... | ... | ... | ... | ... | ... | ... | ... | ... |
| | Rayachóti ... ... | 8,012 | 4,001 | 4,011 | 4,904 | 2,500 | 2,404 | 3,062 | 1,476 | 1,586 | 45 | 25 | 20 | 1 | ... | 1 | ... | ... | ... | ... | ... | ... | ... | ... | ... | ... | ... | ... | ... | ... | ... |
| | Pórumámilla ... ... | 5,634 | 2,785 | 2,849 | 4,637 | 2,310 | 2,327 | 915 | 433 | 482 | 82 | 42 | 40 | ... | ... | ... | ... | ... | ... | ... | ... | ... | ... | ... | ... | ... | ... | ... | ... | ... | ... |
| | TOTAL ... | *48,614* | *23,890* | *24,724* | *25,891* | *12,613* | *13,278* | *21,132* | *10,390* | *10,742* | *1,515* | *833* | *682* | *22* | *9* | *13* | *49* | *43* | *6* | ... | ... | ... | ... | ... | ... | *5* | *2* | *3* | ... | ... | ... |
| Kurnool. | Kurnool Munpy. ... | 26,040 | 12,766 | 13,274 | 12,792 | 6,300 | 6,492 | 12,676 | 6,140 | 6,536 | 518 | 281 | 237 | ... | ... | ... | 49 | 43 | 6 | ... | ... | ... | ... | ... | ... | 5 | 2 | 3 | ... | ... | ... |
| | Nandyál do. ... | 16,230 | 8,165 | 8,065 | 9,545 | 4,681 | 4,864 | 5,918 | 3,032 | 2,886 | 745 | 443 | 302 | 22 | 9 | 13 | ... | ... | ... | ... | ... | ... | ... | ... | ... | 5 | 2 | 3 | ... | ... | ... |
| | Cumbum ... ... | 6,344 | 2,959 | 3,385 | 3,554 | 1,632 | 1,922 | 2,538 | 1,218 | 1,320 | 252 | 109 | 143 | ... | ... | ... | ... | ... | ... | ... | ... | ... | ... | ... | ... | ... | ... | ... | ... | ... | ... |





This content downloaded from 106.51.163.168 on Wed, 05 Jun 2024 15:15:17 +00:00
All use subject to https://about.jstor.org/terms

# TABLE V.

## Towns arranged territorially with population by religion—*continued.*

| DISTRICT OR STATE. | TOWN, MUNICIPALITY OR CANTONMENT. | POPULATION. | | | HINDU. | | | MUSALMAN. | | | CHRISTIAN. | | | ANIMISTIC. | | | JAIN. | | | BUDDHIST. | | | JEW. | | | PARSI. | | | OTHERS. | | |
|---|---|---|---|---|---|---|---|---|---|---|---|---|---|---|---|---|---|---|---|---|---|---|---|---|---|---|---|---|---|---|---|
| | | Persons. | Males. | Females. | Persons. | Males. | Females. | Persons. | Males. | Females. | Persons. | Males. | Females. | Persons. | Males. | Females. | Persons. | Males. | Females. | Persons. | Males. | Females. | Persons. | Males. | Females. | Persons. | Males. | Females. | Persons. | Males. | Females. |
| 1 | 2 | 3 | 4 | 5 | 6 | 7 | 8 | 9 | 10 | 11 | 12 | 13 | 14 | 15 | 16 | 17 | 18 | 19 | 20 | 21 | 22 | 23 | 24 | 25 | 26 | 27 | 28 | 29 | 30 | 31 | 32 |
| BELLARY. | TOTAL ... | *143,909* | *73,240* | *70,669* | *100,202* | *50,699* | *49,503* | *39,886* | *20,343* | *19,543* | *3,393* | *1,923* | *1,470* | 2 | ... | 2 | *424* | *275* | *149* | *2* | ... | *2* | ... | ... | ... | ... | ... | ... | ... | ... | ... |
| | Bellary M. & C. ... | 34,956 | 18,474 | 16,482 | 19,663 | 10,362 | 9,301 | 12,171 | 6,344 | 5,827 | 3,114 | 1,762 | 1,352 | ... | ... | ... | 6 | 6 | ... | 2 | ... | 2 | ... | ... | ... | ... | ... | ... | ... | ... | ... |
| | Ádóni Munpy. ... | 31,645 | 16,080 | 15,565 | 19,535 | 9,970 | 9,565 | 11,869 | 5,956 | 5,913 | 158 | 89 | 69 | ... | ... | ... | 83 | 65 | 18 | ... | ... | ... | ... | ... | ... | ... | ... | ... | ... | ... | ... |
| | Hospet ... ... | 16,937 | 8,408 | 8,529 | 13,564 | 6,652 | 6,912 | 3,255 | 1,686 | 1,569 | 59 | 33 | 26 | ... | ... | ... | 59 | 37 | 22 | ... | ... | ... | ... | ... | ... | ... | ... | ... | ... | ... | ... |
| | Yemminganúr ... | 15,873 | 8,064 | 7,809 | 12,538 | 6,339 | 6,199 | 3,318 | 1,710 | 1,608 | 2 | 2 | ... | ... | ... | ... | 15 | 13 | 2 | ... | ... | ... | ... | ... | ... | ... | ... | ... | ... | ... | ... |
| | Harpanahalli ... | 8,898 | 4,376 | 4,522 | 6,396 | 3,142 | 3,254 | 2,329 | 1,142 | 1,187 | 2 | 2 | ... | ... | ... | ... | 171 | 90 | 81 | ... | ... | ... | ... | ... | ... | ... | ... | ... | ... | ... | ... |
| | Rayadrug ... ... | 8,827 | 4,451 | 4,376 | 6,955 | 3,477 | 3,478 | 1,851 | 963 | 888 | 19 | 11 | 8 | 2 | ... | 2 | ... | ... | ... | ... | ... | ... | ... | ... | ... | ... | ... | ... | ... | ... | ... |
| | Kampli ... ... | 7,636 | 3,837 | 3,799 | 5,776 | 2,904 | 2,872 | 1,827 | 904 | 923 | 6 | 3 | 3 | ... | ... | ... | 27 | 26 | 1 | ... | ... | ... | ... | ... | ... | ... | ... | ... | ... | ... | ... |
| | Kosgi ... ... | 6,907 | 3,450 | 3,457 | 6,284 | 3,132 | 3,152 | 599 | 305 | 294 | 24 | 13 | 11 | ... | ... | ... | ... | ... | ... | ... | ... | ... | ... | ... | ... | ... | ... | ... | ... | ... | ... |
| | Kóttúru ... ... | 6,522 | 3,277 | 3,245 | 5,919 | 2,953 | 2,966 | 535 | 282 | 253 | 5 | 4 | 1 | ... | ... | ... | 63 | 38 | 25 | ... | ... | ... | ... | ... | ... | ... | ... | ... | ... | ... | ... |
| | Siruguppa ... ... | 5,708 | 2,823 | 2,885 | 3,572 | 1,768 | 1,804 | 2,132 | 1,051 | 1,081 | 4 | 4 | ... | ... | ... | ... | ... | ... | ... | ... | ... | ... | ... | ... | ... | ... | ... | ... | ... | ... | ... |
| ANANTAPUR. | TOTAL ... | *114,290* | *57,596* | *56,694* | *87,127* | *43,895* | *43,232* | *25,648* | *12,816* | *12,832* | *1,281* | *722* | *559* | *72* | *42* | *30* | *140* | *109* | *31* | *1* | *1* | ... | ... | ... | ... | *21* | *11* | *10* | ... | ... | ... |
| | Tádpatri ... ... | 12,593 | 6,218 | 6,375 | 8,090 | 4,042 | 4,048 | 4,403 | 2,100 | 2,303 | 37 | 21 | 16 | ... | ... | ... | 60 | 52 | 8 | ... | ... | ... | ... | ... | ... | 3 | 3 | ... | ... | ... | ... |
| | Hindupur ... ... | 11,035 | 5,666 | 5,369 | 8,530 | 4,353 | 4,177 | 2,383 | 1,246 | 1,137 | 83 | 41 | 42 | ... | ... | ... | 39 | 26 | 13 | ... | ... | ... | ... | ... | ... | ... | ... | ... | ... | ... | ... |
| | Uravakonda ... ... | 11,026 | 5,774 | 5,252 | 8,941 | 4,654 | 4,287 | 2,063 | 1,103 | 960 | 1 | 1 | ... | ... | ... | ... | 21 | 16 | 5 | ... | ... | ... | ... | ... | ... | ... | ... | ... | ... | ... | ... |
| | Kadiri ... ... | 10,456 | 5,112 | 5,344 | 6,948 | 3,395 | 3,553 | 3,388 | 1,659 | 1,729 | 52 | 20 | 32 | 68 | 38 | 30 | ... | ... | ... | ... | ... | ... | ... | ... | ... | ... | ... | ... | ... | ... | ... |
| | Gooty ... ... | 9,597 | 4,909 | 4,688 | 6,378 | 3,167 | 3,211 | 2,611 | 1,349 | 1,262 | 585 | 382 | 203 | ... | ... | ... | 5 | 3 | 2 | ... | ... | ... | ... | ... | ... | 18 | 8 | 10 | ... | ... | ... |
| | Bukkapatnam ... | 9,481 | 4,797 | 4,684 | 8,038 | 4,099 | 3,939 | 1,421 | 686 | 735 | 21 | 11 | 10 | ... | ... | ... | 1 | 1 | ... | ... | ... | ... | ... | ... | ... | ... | ... | ... | ... | ... | ... |
| | Anantapur Munpy. ... | 8,457 | 4,301 | 4,156 | 5,866 | 2,975 | 2,891 | 2,437 | 1,249 | 1,188 | 152 | 75 | 77 | ... | ... | ... | 2 | 2 | ... | ... | ... | ... | ... | ... | ... | ... | ... | ... | ... | ... | ... |
| | Yádiki ... ... | 7,835 | 3,978 | 3,857 | 6,418 | 3,266 | 3,152 | 1,242 | 616 | 626 | 175 | 96 | 79 | ... | ... | ... | ... | ... | ... | ... | ... | ... | ... | ... | ... | ... | ... | ... | ... | ... | ... |
| | Pámidi ... ... | 7,737 | 3,849 | 3,888 | 6,274 | 3,127 | 3,147 | 1,431 | 709 | 722 | 32 | 13 | 19 | ... | ... | ... | ... | ... | ... | ... | ... | ... | ... | ... | ... | ... | ... | ... | ... | ... | ... |
| | Dharmavaram ... | 7,386 | 3,645 | 3,741 | 6,070 | 3,000 | 3,070 | 1,286 | 631 | 655 | 29 | 13 | 16 | 1 | 1 | ... | ... | ... | ... | ... | ... | ... | ... | ... | ... | ... | ... | ... | ... | ... | ... |
| | Penukonda ... ... | 6,725 | 3,317 | 3,408 | 4,903 | 2,446 | 2,457 | 1,715 | 821 | 894 | 91 | 37 | 54 | 3 | 3 | ... | 13 | 10 | 3 | ... | ... | ... | ... | ... | ... | ... | ... | ... | ... | ... | ... |
| | Kalyandrug ... ... | 6,659 | 3,427 | 3,232 | 6,058 | 3,128 | 2,930 | 595 | 297 | 298 | 6 | 2 | 4 | ... | ... | ... | ... | ... | ... | ... | ... | ... | ... | ... | ... | ... | ... | ... | ... | ... | ... |
| | Madakasira ... ... | 5,303 | 2,603 | 2,700 | 4,613 | 2,243 | 2,370 | 673 | 350 | 323 | 17 | 10 | 7 | ... | ... | ... | ... | ... | ... | ... | ... | ... | ... | ... | ... | ... | ... | ... | ... | ... | ... |
| MADRAS. | Madras Munpy. and Cant. | 518,660 | 266,465 | 252,195 | 415,910 | 213,731 | 202,179 | 59,169 | 30,984 | 28,185 | 41,814 | 20,584 | 21,230 | ... | ... | ... | 954 | 699 | 255 | 532 | 323 | 209 | 16 | 10 | 6 | 146 | 66 | 80 | *119 | 68 | 51 |
| CHINGLEPUT. | TOTAL .. | *207,968* | *103,760* | *104,208* | *187,331* | *93,088* | *94,243* | *12,785* | *6,668* | *6,117* | *7,593* | *3,861* | *3,732* | ... | ... | ... | *243* | *132* | *111* | *1* | *1* | ... | ... | ... | ... | *15* | *10* | *5* | ... | ... | ... |
| | Conjeeveram Munpy. | 53,864 | 26,451 | 27,413 | 51,864 | 25,416 | 26,448 | 1,746 | 906 | 840 | 139 | 70 | 69 | ... | ... | ... | 114 | 58 | 56 | 1 | 1 | ... | ... | ... | ... | ... | ... | ... | ... | ... | ... |
| | Sembiem ... ... | 21,325 | 11,000 | 10,325 | 19,107 | 9,831 | 9,276 | 821 | 444 | 377 | 1,366 | 708 | 658 | ... | ... | ... | 17 | 8 | 9 | ... | ... | ... | ... | ... | ... | 14 | 9 | 5 | ... | ... | ... |
| | Poonamallee Cant. ... | 16,342 | 8,093 | 8,249 | 13,623 | 6,674 | 6,949 | 2,293 | 1,176 | 1,122 | 417 | 241 | 176 | ... | ... | ... | 4 | 2 | 2 | ... | ... | ... | ... | ... | ... | ... | ... | ... | ... | ... | ... |
| | Saidapet ... ... | 15,635 | 7,958 | 7,677 | 14,725 | 7,487 | 7,238 | 770 | 391 | 379 | 119 | 69 | 50 | ... | ... | ... | 21 | 11 | 10 | ... | ... | ... | ... | ... | ... | ... | ... | ... | ... | ... | ... |
| | St. Thomas' Mount Ct. | 15,604 | 7,828 | 7,776 | 10,692 | 5,272 | 5,420 | 2,451 | 1,352 | 1,099 | 2,383 | 1,158 | 1,225 | ... | ... | ... | 78 | 46 | 32 | ... | ... | ... | ... | ... | ... | ... | ... | ... | ... | ... | ... |
| | Uttaramérúr ... | 12,672 | 6,330 | 6,342 | 11,781 | 5,888 | 5,893 | 218 | 114 | 104 | 673 | 328 | 345 | ... | ... | ... | ... | ... | ... | ... | ... | ... | ... | ... | ... | ... | ... | ... | ... | ... | ... |
| | Chingleput Munpy. .. | 11,626 | 6,010 | 5,616 | 10,358 | 5,289 | 5,069 | 779 | 430 | 349 | 488 | 290 | 198 | ... | ... | ... | ... | ... | ... | ... | ... | ... | ... | ... | ... | ... | ... | ... | ... | ... | ... |
| | Tiruvallúr ... ... | 9,576 | 4,662 | 4,914 | 8,614 | 4,149 | 4,465 | 721 | 377 | 344 | 241 | 136 | 105 | ... | ... | ... | ... | ... | ... | ... | ... | ... | ... | ... | ... | 1 | 1 | ... | ... | ... | ... |
| | Tiruvottiyár ... ... | 9,409 | 4,671 | 4,738 | 8 953 | 4 414 | 4,539 | 281 | 175 | 106 | 175 | 82 | 93 | ... | ... | ... | ... | ... | ... | ... | ... | ... | ... | ... | ... | ... | ... | ... | ... | ... | ... |
| | Pallávaram Cant. ... | 7,059 | 3,555 | 3,504 | 5,496 | 2,775 | 2,721 | 975 | 510 | 465 | 579 | 263 | 316 | ... | ... | ... | 9 | 7 | 2 | ... | ... | ... | ... | ... | ... | ... | ... | ... | ... | ... | ... |
| | Tirukkalikunaam ... | 6,838 | 3,351 | 3,487 | 6,678 | 3,274 | 3,404 | 155 | 74 | 81 | 5 | 3 | 2 | ... | ... | ... | ... | ... | ... | ... | ... | ... | ... | ... | ... | ... | ... | ... | ... | ... | ... |
| | Madurántakam ... | 6,499 | 3,223 | 3,276 | 5,977 | 2,959 | 3,018 | 249 | 125 | 124 | 273 | 139 | 134 | ... | ... | ... | ... | ... | ... | ... | ... | ... | ... | ... | ... | ... | ... | ... | ... | ... | ... |
| | Sríperumbúdúr ... | 6,129 | 3,006 | 3,123 | 5,841 | 2,852 | 2,989 | 232 | 130 | 102 | 56 | 24 | 32 | ... | ... | ... | ... | ... | ... | ... | ... | ... | ... | ... | ... | ... | ... | ... | ... | ... | ... |
| | Cheyúr ... ... | 6,083 | 3,032 | 3,051 | 5,592 | 2,784 | 2,808 | 62 | 35 | 27 | 429 | 213 | 216 | ... | ... | ... | ... | ... | ... | ... | ... | ... | ... | ... | ... | ... | ... | ... | ... | ... | ... |
| | Pulicat ... ... | 4,734 | 2,266 | 2,468 | 3,549 | 1,746 | 1,803 | 935 | 383 | 552 | 250 | 137 | 113 | ... | ... | ... | ... | ... | ... | ... | ... | ... | ... | ... | ... | ... | ... | ... | ... | ... | ... |
| | Arani ... ... ... | 4,573 | 2,324 | 2,249 | 4,481 | 2,278 | 2,203 | 92 | 46 | 46 | .... | ... | .... | ... | ... | ... | ... | ... | ... | ... | ... | ... | ... | ... | ... | ... | ... | ... | ... | ... | ... |

* Brahmo (Males 68, Females 47). Atheist (Males 2, Females 4).



This content downloaded from 106.51.163.168 on Wed, 05 Jun 2024 15:15:17 +00:00
All use subject to https://about.jstor.org/terms

# TABLE V.

## Towns arranged territorially with population by religion—*continued.*

| DISTRICT OR STATE. | TOWN, MUNICIPALITY, OR CANTONMENT. | POPULATION. | | | HINDU. | | | MUSALMAN. | | | CHRISTIAN. | | | ANIMISTIC. | | | JAIN. | | | BUDDHIST. | | | JEW. | | | PARSI. | | | OTHERS. | | |
|---|---|---|---|---|---|---|---|---|---|---|---|---|---|---|---|---|---|---|---|---|---|---|---|---|---|---|---|---|---|---|
| | | Persons. | Males. | Females. | Persons. | Males. | Females. | Persons. | Males. | Females. | Persons. | Males. | Females. | Persons. | Males. | Females. | Persons. | Males. | Females. | Persons. | Males. | Females. | Persons. | Males. | Females. | Persons. | Males. | Females. | Persons. | Males. | Females. |
| 1 | 2 | 3 | 4 | 5 | 6 | 7 | 8 | 9 | 10 | 11 | 12 | 13 | 14 | 15 | 16 | 17 | 18 | 19 | 20 | 21 | 22 | 23 | 24 | 25 | 26 | 27 | 28 | 29 | 30 | 31 | 32 |
| CHITTOOR. | TOTAL ... | *66,963* | *32,858* | *34,105* | *57,256* | *28,039* | *2,9217* | *8,441* | *4,207* | *4,234* | *965* | *468* | *497* | *295* | *138* | *157* | *6* | *6* | ... | ... | ... | ... | ... | ... | ... | ... | ... | ... | ... | ... | ... |
| | Tirupati Munpy. ... | 16,701 | 8,239 | 8,462 | 15,367 | 7,539 | 7,828 | 1,133 | 595 | 538 | 29 | 18 | 11 | 166 | 81 | 85 | 6 | 6 | ... | ... | ... | ... | ... | ... | ... | ... | ... | ... | ... | ... | ... |
| | Chittoor ... ... | 15,108 | 7,398 | 7,710 | 12,617 | 6,234 | 6,383 | 2,188 | 1,052 | 1,136 | 298 | 110 | 188 | 5 | 2 | 3 | ... | ... | ... | ... | ... | ... | ... | ... | ... | ... | ... | ... | ... | ... | ... |
| | Madanapalle ... ... | 14,433 | 7,253 | 7,180 | 12,226 | 6,131 | 6,095 | 1,850 | 941 | 909 | 357 | 181 | 176 | ... | ... | ... | ... | ... | ... | ... | ... | ... | ... | ... | ... | ... | ... | ... | ... | ... | ... |
| | Kálahasti ... ... | 12,939 | 6,166 | 6,773 | 11,308 | 5,358 | 5,950 | 1,437 | 720 | 717 | 70 | 33 | 37 | 124 | 55 | 69 | ... | ... | ... | ... | ... | ... | ... | ... | ... | ... | ... | ... | ... | ... | ... |
| | Punganúru ... ... | 7,782 | 3,802 | 3,980 | 5,738 | 2,777 | 2 961 | 1,483 | 899 | 934 | 211 | 126 | 85 | ... | ... | ... | ... | ... | ... | ... | ... | ... | ... | ... | ... | ... | ... | ... | ... | ... | ... |
| NORTH ARCOT. | TOTAL ... | *240,843* | *115,561* | *125,282* | *170,976* | *83,289* | *87,687* | *65,348* | *30,118* | *35,230* | *4,442* | *2,116* | *2,326* | ... | ... | ... | *33* | *19* | *14* | *27* | *10* | *17* | ... | ... | ... | ... | ... | ... | *17** | *9* | *8* |
| | Vellore Munpy. ... | 49,746 | 23,831 | 25,915 | 36,335 | 17,367 | 18,968 | 12,101 | 5,854 | 6,247 | 1,293 | 601 | 692 | ... | ... | ... | ... | ... | ... | ... | ... | ... | ... | ... | ... | ... | ... | ... | 17 | 9 | 8 |
| | Gudiyáttam Munpy. | 23,390 | 11,386 | 12,004 | 19,077 | 9,342 | 9,735 | 4,239 | 2,007 | 2,232 | 74 | 37 | 37 | ... | ... | ... | ... | ... | ... | ... | ... | ... | ... | ... | ... | ... | ... | ... | ... | ... | ... |
| | Tiruvannámalai Munpy. | 21,244 | 10,621 | 10,623 | 18,381 | 9,128 | 9,253 | 2,566 | 1 354 | 1,212 | 278 | 131 | 147 | ... | ... | ... | 19 | 8 | 11 | ... | ... | ... | ... | ... | ... | ... | ... | ... | ... | ... | ... |
| | Vániyambádi Munpy. | 20,406 | 9,205 | 11,201 | 9,608 | 4,567 | 5,041 | 10,734 | 4,604 | 6,130 | 64 | 34 | 30 | ... | ... | ... | ... | ... | ... | ... | ... | ... | ... | ... | ... | ... | ... | ... | ... | ... | ... |
| | Ambúr ... | 18,264 | 8,544 | 9,720 | 9,407 | 4,582 | 4,825 | 8,802 | 3,933 | 4,869 | 55 | 29 | 26 | ... | ... | ... | ... | ... | ... | ... | ... | ... | ... | ... | ... | ... | ... | ... | ... | ... | ... |
| | Arcot ... ... | 11,475 | 5,492 | 5,983 | 9,984 | 4,812 | 5,172 | 1,357 | 622 | 735 | 134 | 58 | 76 | ... | ... | ... | ... | ... | ... | ... | ... | ... | ... | ... | ... | ... | ... | ... | ... | ... | ... |
| | Tiruppattúr Munpy. | 10,470 | 5,136 | 5,334 | 5,261 | 2,591 | 2,670 | 5,066 | 2,475 | 2,591 | 116 | 60 | 56 | ... | ... | ... | ... | ... | ... | 27 | 10 | 17 | ... | ... | ... | ... | ... | ... | ... | ... | ... |
| | Wálájápet Munpy. ... | 9,962 | 4,772 | 5,190 | 8,887 | 4,253 | 4,634 | 1,051 | 509 | 542 | 21 | 8 | 13 | ... | ... | ... | 3 | 2 | 1 | ... | ... | ... | ... | ... | ... | ... | ... | ... | ... | ... | ... |
| | Polúr ... | 9,929 | 4,796 | 5,133 | 7,676 | 3,725 | 3,951 | 2,014 | 944 | 1,070 | 239 | 127 | 112 | ... | ... | ... | ... | ... | ... | ... | ... | ... | ... | ... | ... | ... | ... | ... | ... | ... | ... |
| | Tiruvattúr ... ... | 9,136 | 4,423 | 4,713 | 8,321 | 4,047 | 4,274 | 670 | 311 | 359 | 145 | 65 | 80 | ... | ... | ... | ... | ... | ... | ... | ... | ... | ... | ... | ... | ... | ... | ... | ... | ... | ... |
| | Pallikondai ... ... | 8,008 | 3,846 | 4,162 | 6,307 | 3,017 | 3,290 | 1,699 | 824 | 866 | 11 | 5 | 6 | ... | ... | ... | ... | ... | ... | ... | ... | ... | ... | ... | ... | ... | ... | ... | ... | ... | ... |
| | Ránipet ... ... | 7,807 | 3,779 | 4,028 | 5,843 | 2,841 | 3,002 | 1,408 | 706 | 702 | 555 | 232 | 323 | ... | ... | ... | 1 | ... | 1 | ... | ... | ... | ... | ... | ... | ... | ... | ... | ... | ... | ... |
| | Sholinghur ... ... | 7,678 | 3,749 | 3,929 | 7,309 | 3 557 | 3,752 | 244 | 132 | 112 | 125 | 60 | 65 | ... | ... | ... | ... | ... | ... | ... | ... | ... | ... | ... | ... | ... | ... | ... | ... | ... | ... |
| | Wandiwásh ... ... | 6,973 | 3,435 | 3,538 | 4,932 | 2,489 | 2,443 | 1,761 | 812 | 949 | 278 | 132 | 146 | ... | ... | ... | 2 | 2 | ... | ... | ... | ... | ... | ... | ... | ... | ... | ... | ... | ... | ... |
| | Arkonam ... | 6,896 | 3,706 | 3,190 | 4,869 | 2,598 | 2,271 | 996 | 578 | 418 | 1,023 | 523 | 500 | ... | ... | ... | 8 | 7 | 1 | ... | ... | ... | ... | ... | ... | ... | ... | ... | ... | ... | ... |
| | Péranámpattu ... | 6,718 | 2,895 | 3,823 | 2,194 | 1,068 | 1,126 | 4,524 | 1,827 | 2 697 | ... | ... | ... | ... | ... | ... | ... | ... | ... | ... | ... | ... | ... | ... | ... | ... | ... | ... | ... | ... | ... |
| | Visháram ... ... | 6,455 | 2,786 | 3,669 | 905 | 430 | 475 | 5,550 | 2,356 | 3.194 | ... | ... | ... | ... | ... | ... | ... | ... | ... | ... | ... | ... | ... | ... | ... | ... | ... | ... | ... | ... | ... |
| | Aliyábád ... ... | 6,286 | 3,159 | 3,127 | 5,680 | 2,875 | 2,805 | 575 | 270 | 305 | 31 | 14 | 17 | ... | ... | ... | ... | ... | ... | ... | ... | ... | ... | ... | ... | ... | ... | ... | ... | ... | ... |
| SALEM. | TOTAL ... | *118,457* | *58,467* | *59,990* | *106,208* | *52,390* | *53,818* | *10,436* | *5,213* | *5,223* | *1,805* | *860* | *945* | ... | ... | ... | *7* | *3* | *4* | *1* | *1* | ... | ... | ... | ... | ... | ... | ... | ... | ... | ... |
| | Salem Munpy. ... | 59,153 | 29.232 | 29,921 | 53,143 | 26,238 | 26,905 | 4,851 | 2,439 | 2,412 | 1,158 | 554 | 604 | ... | ... | ... | ... | ... | ... | 1 | 1 | ... | ... | ... | ... | ... | ... | ... | ... | ... | ... |
| | Rásipúr ... ... | 15,238 | 7,639 | 7,599 | 14,569 | 7,316 | 7,253 | 301 | 145 | 156 | 368 | 178 | 190 | ... | ... | ... | ... | ... | ... | ... | ... | ... | ... | ... | ... | ... | ... | ... | ... | ... | ... |
| | Attúr ... ... ... | 10,992 | 5,353 | 5,639 | 10,101 | 4,906 | 5,195 | 838 | 418 | 420 | 53 | 29 | 24 | ... | ... | ... | ... | ... | ... | ... | ... | ... | ... | ... | ... | ... | ... | ... | ... | ... | ... |
| | Krishnagiri ... ... | 10,887 | 5,190 | 5,697 | 7,970 | 3,763 | 4,207 | 2,741 | 1,352 | 1,389 | 169 | 72 | 97 | ... | ... | ... | 7 | 3 | 4 | ... | ... | ... | ... | ... | ... | ... | ... | ... | ... | ... | ... |
| | Dharmapuri ... ... | 6,458 | 3,271 | 3,187 | 5,997 | 3,034 | 2 963 | 451 | 231 | 220 | 10 | 6 | 4 | ... | ... | ... | ... | ... | ... | ... | ... | ... | ... | ... | ... | ... | ... | ... | ... | ... | ... |
| | Hosúr ... ... ... | 5,913 | 2 891 | 3,022 | 5,117 | 2.500 | 2,617 | 761 | 375 | 386 | 35 | 16 | 19 | ... | ... | ... | ... | ... | ... | ... | ... | ... | ... | ... | ... | ... | ... | ... | ... | ... | ... |
| | Kávéripatnam ... | 5,171 | 2,475 | 2,696 | 4,746 | 2 268 | 2,478 | 425 | 207 | 218 | ... | ... | ... | ... | ... | ... | ... | ... | ... | ... | ... | ... | ... | ... | ... | ... | ... | ... | ... | ... | ... |
| | Tiruchengódu ... | 4,645 | 2,416 | 2,229 | 4,565 | 2,365 | 2.200 | 68 | 46 | 22 | 12 | 5 | 7 | ... | ... | ... | ... | ... | ... | ... | ... | ... | ... | ... | ... | ... | ... | ... | ... | ... | ... |
| COIMBATORE. | TOTAL ... | *179,893* | *88,713* | *91,180* | *158,343* | *77,992* | *80,351* | *15,296* | *7,742* | *7,554* | *5,573* | *2,625* | *2,948* | *667* | *348* | *319* | *13* | *5* | *8* | ... | ... | ... | ... | ... | ... | *1* | *1* | ... | ... | ... | ... |
| | Coimbatore Munpy... | 47,007 | 23,399 | 23 608 | 39,540 | 19.688 | 19,852 | 3,783 | 1.967 | 1,816 | 3,684 | 1,744 | 1,940 | ... | ... | ... | ... | ... | ... | ... | ... | ... | ... | ... | ... | ... | ... | ... | ... | ... | ... |
| | Kóttúr ... ... | 18,801 | 9,019 | 9,782 | 17,446 | 8.311 | 9,135 | 672 | 352 | 320 | 16 | 8 | 8 | 667 | 348 | 319 | ... | ... | ... | ... | ... | ... | ... | ... | ... | ... | ... | ... | ... | ... | ... |
| | Dhárápuram ... ... | 17,926 | 8,612 | 9,314 | 15,125 | 7,252 | 7,873 | 2,360 | 1,161 | 1,199 | 441 | 199 | 242 | ... | ... | ... | ... | ... | ... | ... | ... | ... | ... | ... | ... | ... | ... | ... | ... | ... | ... |
| | Erode Munpy. ... | 16,701 | 8,402 | 8.299 | 14,032 | 7,066 | 6 966 | 2,017 | 1,028 | 989 | 652 | 308 | 344 | ... | ... | ... | ... | ... | ... | ... | ... | ... | ... | ... | ... | ... | ... | ... | ... | ... | ... |
| | Kollégál ... ... | 12,566 | 6,201 | 6,365 | 11,558 | 5,692 | 5,866 | 798 | 436 | 362 | 210 | 73 | 137 | ... | ... | ... | ... | ... | ... | ... | ... | ... | ... | ... | ... | ... | ... | ... | ... | ... | ... |
| | Pollachi ... ... | 10,909 | 5,393 | 5,516 | 10,164 | 5,031 | 5,133 | 609 | 295 | 314 | 135 | 66 | 69 | ... | ... | ... | ... | ... | ... | ... | ... | ... | ... | ... | ... | 1 | 1 | ... | ... | ... | ... |
| | Udamalpet ... | 10,445 | 5,090 | 5,355 | 8.742 | 4 256 | 4.486 | 1,557 | 762 | 795 | 142 | 70 | 72 | ... | ... | ... | 4 | 2 | 2 | ... | ... | ... | ... | ... | ... | ... | ... | ... | ... | ... | ... |
| | Gópichettipálaiyam ... | 10,163 | 4,981 | 5,182 | 9,812 | 4,791 | 5,021 | 312 | 169 | 143 | 39 | 21 | 18 | ... | ... | ... | ... | ... | ... | ... | ... | ... | ... | ... | ... | ... | ... | ... | ... | ... | ... |
| | Tiruppúr ... ... | 9,429 | 4,792 | 4,637 | 7,805 | 4,004 | 3,801 | 1,507 | 731 | 776 | 117 | 57 | 60 | ... | ... | ... | ... | ... | ... | ... | ... | ... | ... | ... | ... | ... | ... | ... | ... | ... | ... |
| | Bhaváni ... ... | 8,716 | 4,387 | 4,329 | 8,470 | 4,257 | 4,213 | 161 | 83 | 78 | 85 | 47 | 38 | ... | ... | ... | ... | ... | ... | ... | ... | ... | ... | ... | ... | ... | ... | ... | ... | ... | ... |
| | Palladam ... ... | 6,895 | 3,415 | 3,480 | 6,536 | 3,233 | 3,303 | 319 | 158 | 161 | 31 | 21 | 10 | ... | ... | ... | 9 | 3 | 6 | ... | ... | ... | ... | ... | ... | ... | ... | ... | ... | ... | ... |
| | Ánaimalais ... ... | 5,857 | 2,853 | 3,004 | 5,060 | 2,453 | 2,607 | 791 | 396 | 395 | 6 | 4 | 2 | ... | ... | ... | ... | ... | ... | ... | ... | ... | ... | ... | ... | ... | ... | ... | ... | ... | ... |
| | Kumaralingam ... | 4,478 | 2,169 | 2,309 | 4,053 | 1,958 | 2,095 | 410 | 204 | 206 | 15 | 7 | 8 | ... | ... | ... | ... | ... | ... | ... | ... | ... | ... | ... | ... | ... | ... | ... | ... | ... | ... |

* Brahmo (M. 4. F. 6.) and Sikh (M. 5. F. 2.)



This content downloaded from 106.51.163.168 on Wed, 05 Jun 2024 15:15:17 +00:00
All use subject to https://about.jstor.org/terms

# TABLE V.

## Towns arranged territorially with population by religion—*continued.*



| DISTRICT OR STATE | TOWN, MUNICIPALITY, OR CANTONMENT | POPULATION. | | | HINDU. | | | MUSALMAN. | | | CHRISTIAN. | | | ANIMISTIC. | | | JAIN. | | | BUDDHIST. | | | JEW. | | | PARSI. | | | OTHERS. | | |
|---|---|---|---|---|---|---|---|---|---|---|---|---|---|---|---|---|---|---|---|---|---|---|---|---|---|---|---|---|---|---|---|
| | | Persons. | Males. | Females. | Persons. | Males. | Females. | Persons. | Males. | Females. | Persons. | Males. | Females. | Persons. | Males. | Females. | Persons. | Males. | Females. | Persons. | Males. | Females. | Persons. | Males. | Females. | Persons. | Males. | Females. | Persons. | Males. | Females. |
| 1 | 2 | 3 | 4 | 5 | 6 | 7 | 8 | 9 | 10 | 11 | 12 | 13 | 14 | 15 | 16 | 17 | 18 | 19 | 20 | 21 | 22 | 23 | 24 | 25 | 26 | 27 | 28 | 29 | 30 | 31 | 32 |
| South Arcot. | TOTAL ... | *192,376* | *94,980* | *97,396* | *169,108* | *83,538* | *85,570* | *17,928* | *8,661* | *9,267* | *5,224* | *2,709* | *2,515* | ... | ... | ... | *100* | *56* | *44* | *16* | *16* | ... | ... | ... | ... | ... | ... | ... | ... | ... | ... |
| | Cuddalore Munpy. | 56,574 | 28,012 | 28,562 | 52,122 | 25,702 | 26,420 | 2,361 | 1,197 | 1,164 | 2,020 | 1,065 | 955 | ... | ... | ... | 55 | 32 | 23 | 16 | 16 | ... | ... | ... | ... | ... | ... | ... | ... | ... | ... |
| | Chidambaram Munpy. | 21,327 | 10,279 | 11,048 | 19,839 | 9,554 | 10,285 | 1,377 | 669 | 708 | 107 | 53 | 54 | ... | ... | ... | 4 | 3 | 1 | ... | ... | ... | ... | ... | ... | ... | ... | ... | ... | ... | ... |
| | Villupuram ... | 16,157 | 8,290 | 7,867 | 12,504 | 6,357 | 6,147 | 1,977 | 1,047 | 930 | 1,673 | 884 | 789 | ... | ... | ... | 3 | 2 | 1 | ... | ... | ... | ... | ... | ... | ... | ... | ... | ... | ... | ... |
| | Panruti ... | 15,864 | 8,002 | 7,862 | 14,360 | 7,187 | 7,173 | 1,397 | 749 | 648 | 107 | 66 | 41 | ... | ... | ... | ... | ... | ... | ... | ... | ... | ... | ... | ... | ... | ... | ... | ... | ... | ... |
| | Porto Novo ... | 15,804 | 7,232 | 8,572 | 11,988 | 5,822 | 6,166 | 3,757 | 1,381 | 2,376 | 59 | 29 | 30 | ... | ... | ... | ... | ... | ... | ... | ... | ... | ... | ... | ... | ... | ... | ... | ... | ... | ... |
| | Tindivanam ... | 13,804 | 6,923 | 6,881 | 12,178 | 6,075 | 6,103 | 1,002 | 509 | 493 | 586 | 320 | 266 | ... | ... | ... | 38 | 19 | 19 | ... | ... | ... | ... | ... | ... | ... | ... | ... | ... | ... | ... |
| | Nellikuppam ... | 13,504 | 6,753 | 6,751 | 9,865 | 4,921 | 4,944 | 3,489 | 1,743 | 1,746 | 150 | 89 | 61 | ... | ... | ... | ... | ... | ... | ... | ... | ... | ... | ... | ... | ... | ... | ... | ... | ... | ... |
| | Vriddhachalam ... | 11,779 | 6,032 | 5,747 | 11,017 | 5,597 | 5,420 | 745 | 423 | 322 | 17 | 12 | 5 | ... | ... | ... | ... | ... | ... | ... | ... | ... | ... | ... | ... | ... | ... | ... | ... | ... | ... |
| | Tirukkóyilúr ... | 10,654 | 5,215 | 5,439 | 9,340 | 4,604 | 4,736 | 884 | 453 | 431 | 430 | 158 | 272 | ... | ... | ... | ... | ... | ... | ... | ... | ... | ... | ... | ... | ... | ... | ... | ... | ... | ... |
| | Valavanúr ... | 8,687 | 4,218 | 4,469 | 8,248 | 3,999 | 4,249 | 413 | 208 | 205 | 26 | 11 | 15 | ... | ... | ... | ... | ... | ... | ... | ... | ... | ... | ... | ... | ... | ... | ... | ... | ... | ... |
| | Kallakurchi ... | 8,222 | 4,024 | 4,198 | 7,647 | 3,720 | 3,927 | 526 | 282 | 244 | 49 | 22 | 27 | ... | ... | ... | ... | ... | ... | ... | ... | ... | ... | ... | ... | ... | ... | ... | ... | ... | ... |
| Tanjore. | TOTAL ... | *373,246* | *179,881* | *193,365* | *313,724* | *152,811* | *160,913* | *40,084* | *17,458* | *22,626* | *18,890* | *9,324* | *9,566* | ... | ... | ... | *506* | *248* | *258* | *20* | *18* | *2* | ... | ... | ... | ... | ... | ... | *22* | *22* | ... |
| | Kumbakonam Munpy. | 64,647 | 31,327 | 33,320 | 60,296 | 29,196 | 31,100 | 2,758 | 1,382 | 1,376 | 1,527 | 719 | 808 | ... | ... | ... | 66 | 30 | 36 | ... | ... | ... | ... | ... | ... | ... | ... | ... | ... | ... | ... |
| | Tanjore Munpy. | 60,341 | 28,777 | 31,564 | 51,680 | 24,727 | 26,953 | 3,525 | 1,647 | 1,878 | 4,955 | 2,307 | 2,648 | ... | ... | ... | 180 | 95 | 85 | ... | ... | ... | ... | ... | ... | ... | ... | ... | *1 | 1 | ... |
| | Negapatam Munpy. | 60,168 | 29,995 | 30,173 | 41,710 | 21,513 | 20,197 | 12,712 | 5,386 | 7,326 | 5,692 | 3,044 | 2,648 | ... | ... | ... | 13 | 13 | ... | 20 | 18 | 2 | ... | ... | ... | ... | ... | ... | 121 | 21 | ... |
| | Máyavaram Munpy. | 27,121 | 13,264 | 13,857 | 25,494 | 12,553 | 12,941 | 593 | 279 | 314 | 1,034 | 432 | 602 | ... | ... | ... | ... | ... | ... | ... | ... | ... | ... | ... | ... | ... | ... | ... | ... | ... | ... |
| | Mannárgudi Munpy. | 21,398 | 10,556 | 10,842 | 20,105 | 9,906 | 10,199 | 628 | 308 | 320 | 510 | 273 | 237 | ... | ... | ... | 155 | 69 | 86 | ... | ... | ... | ... | ... | ... | ... | ... | ... | ... | ... | ... |
| | Tiruválúr ... | 16,408 | 7,938 | 8,470 | 13,879 | 6,811 | 7,068 | 2,364 | 1,033 | 1,331 | 151 | 85 | 66 | ... | ... | ... | 14 | 9 | 5 | ... | ... | ... | ... | ... | ... | ... | ... | ... | ... | ... | ... |
| | Védáranniyam ... | 14,632 | 6,855 | 7,777 | 12,752 | 6,160 | 6,592 | 1,716 | 624 | 1,092 | 97 | 44 | 53 | ... | ... | ... | 67 | 27 | 40 | ... | ... | ... | ... | ... | ... | ... | ... | ... | ... | ... | ... |
| | Tranquebar ... | 13,268 | 6,084 | 7,184 | 10,130 | 4,683 | 5,447 | 1,282 | 520 | 762 | 1,856 | 881 | 975 | ... | ... | ... | ... | ... | ... | ... | ... | ... | ... | ... | ... | ... | ... | ... | ... | ... | ... |
| | Tiruvadamarudúr ... | 12,549 | 5,986 | 6,563 | 11,384 | 5,416 | 5,968 | 963 | 465 | 498 | 202 | 105 | 97 | ... | ... | ... | ... | ... | ... | ... | ... | ... | ... | ... | ... | ... | ... | ... | ... | ... | ... |
| | Shiyáli ... | 11,116 | 5,543 | 5,573 | 10,006 | 4,955 | 5,051 | 685 | 344 | 341 | 425 | 244 | 181 | ... | ... | ... | ... | ... | ... | ... | ... | ... | ... | ... | ... | ... | ... | ... | ... | ... | ... |
| | Adirámpatnam ... | 10,686 | 4,705 | 5,981 | 4,774 | 2,265 | 2,509 | 5,856 | 2,409 | 3,447 | 56 | 31 | 25 | ... | ... | ... | ... | ... | ... | ... | ... | ... | ... | ... | ... | ... | ... | ... | ... | ... | ... |
| | Ayyampettai ... | 9,754 | 4,673 | 5,081 | 8,920 | 4,262 | 4,658 | 345 | 175 | 170 | 489 | 236 | 253 | ... | ... | ... | ... | ... | ... | ... | ... | ... | ... | ... | ... | ... | ... | ... | ... | ... | ... |
| | Muttupet ... | 9,382 | 4,250 | 5,132 | 4,746 | 2,297 | 2,449 | 4,547 | 1,904 | 2,643 | 89 | 49 | 40 | ... | ... | ... | ... | ... | ... | ... | ... | ... | ... | ... | ... | ... | ... | ... | ... | ... | ... |
| | Pattukkóttai ... | 8,515 | 4,168 | 4,347 | 7,774 | 3,787 | 3,987 | 278 | 153 | 125 | 463 | 228 | 235 | ... | ... | ... | ... | ... | ... | ... | ... | ... | ... | ... | ... | ... | ... | ... | ... | ... | ... |
| | Tiruvádi ... | 8,190 | 3,900 | 4,290 | 7,966 | 3,788 | 4,178 | 108 | 50 | 58 | 116 | 62 | 54 | ... | ... | ... | ... | ... | ... | ... | ... | ... | ... | ... | ... | ... | ... | ... | ... | ... | ... |
| | Vallam ... | 7,701 | 3,612 | 4,089 | 5,836 | 2,767 | 3,069 | 870 | 377 | 493 | 995 | 468 | 527 | ... | ... | ... | ... | ... | ... | ... | ... | ... | ... | ... | ... | ... | ... | ... | ... | ... | ... |
| | Tirutturaippúndi ... | 6,015 | 2,913 | 3,102 | 5,667 | 2,732 | 2,935 | 242 | 124 | 118 | 95 | 52 | 43 | ... | ... | ... | 11 | 5 | 6 | ... | ... | ... | ... | ... | ... | ... | ... | ... | ... | ... | ... |
| | Kudavásal ... | 5,973 | 2,884 | 3,089 | 5,549 | 2,686 | 2,863 | 362 | 167 | 195 | 62 | 31 | 31 | ... | ... | ... | ... | ... | ... | ... | ... | ... | ... | ... | ... | ... | ... | ... | ... | ... | ... |
| | Nannilam ... | 5,382 | 2,451 | 2,931 | 5,056 | 2,307 | 2,749 | 250 | 111 | 139 | 76 | 33 | 43 | ... | ... | ... | ... | ... | ... | ... | ... | ... | ... | ... | ... | ... | ... | ... | ... | ... | ... |
| Trichinopoly. | TOTAL ... | *224,333* | *109,705* | *114,628* | *179,949* | *88,251* | *91,698* | *26,311* | *12,536* | *13,775* | *18,002* | *8,864* | *9,138* | ... | ... | ... | *40* | *27* | *13* | *7* | *3* | *4* | *3* | *3* | ... | *21* | *21* | ... | ... | ... | ... |
| | Trichinopoly M. & C. | 123,512 | 61,560 | 61,952 | 90,481 | 44,925 | 45,556 | 16,072 | 8,280 | 7,792 | 16,888 | 8,301 | 8,587 | ... | ... | ... | 40 | 27 | 13 | 7 | 3 | 4 | 3 | 3 | ... | 21 | 21 | ... | ... | ... | ... |
| | Srirangam Munpy. | 24,799 | 11,683 | 13,116 | 24,634 | 11,603 | 13,031 | 56 | 26 | 30 | 109 | 54 | 55 | ... | ... | ... | ... | ... | ... | ... | ... | ... | ... | ... | ... | ... | ... | ... | ... | ... | ... |
| | Karúr Munpy. | 17,674 | 8,755 | 8,919 | 15,834 | 7,810 | 8,024 | 1,253 | 649 | 604 | 587 | 296 | 291 | ... | ... | ... | ... | ... | ... | ... | ... | ... | ... | ... | ... | ... | ... | ... | ... | ... | ... |
| | Turaiyúr ... | 13,249 | 6,532 | 6,717 | 12,836 | 6,312 | 6,524 | 311 | 165 | 146 | 102 | 55 | 47 | ... | ... | ... | ... | ... | ... | ... | ... | ... | ... | ... | ... | ... | ... | ... | ... | ... | ... |
| | Pallappatti ... | 9,277 | 3,749 | 5,528 | 2,429 | 1,227 | 1,202 | 6,835 | 2,509 | 4,326 | 13 | 13 | ... | ... | ... | ... | ... | ... | ... | ... | ... | ... | ... | ... | ... | ... | ... | ... | ... | ... | ... |
| | Séndamangalam ... | 9,196 | 4,429 | 4,767 | 8,588 | 4,128 | 4,460 | 477 | 241 | 236 | 131 | 60 | 71 | ... | ... | ... | ... | ... | ... | ... | ... | ... | ... | ... | ... | ... | ... | ... | ... | ... | ... |
| | Ariyalúr ... | 7,904 | 3,841 | 4,063 | 7,611 | 3,692 | 3,919 | 210 | 107 | 103 | 83 | 42 | 41 | ... | ... | ... | ... | ... | ... | ... | ... | ... | ... | ... | ... | ... | ... | ... | ... | ... | ... |
| | Kulittalai ... | 6,767 | 3,269 | 3,498 | 6,271 | 3,030 | 3,241 | 433 | 213 | 220 | 63 | 26 | 37 | ... | ... | ... | ... | ... | ... | ... | ... | ... | ... | ... | ... | ... | ... | ... | ... | ... | ... |
| | Udaiyárpálaiyam ... | 6,759 | 3,276 | 3,483 | 6,405 | 3,103 | 3,302 | 349 | 169 | 180 | 5 | 4 | 1 | ... | ... | ... | ... | ... | ... | ... | ... | ... | ... | ... | ... | ... | ... | ... | ... | ... | ... |
| | Námakkal ... | 5,196 | 2,611 | 2,585 | 4,860 | 2,421 | 2,439 | 315 | 177 | 138 | 21 | 13 | 8 | ... | ... | ... | ... | ... | ... | ... | ... | ... | ... | ... | ... | ... | ... | ... | ... | ... | ... |

TABLE V.

This content downloaded from 106.51.163.168 on Wed, 05 Jun 2024 15:15:17 +00:00
All use subject to https://about.jstor.org/terms

# TABLE V.

## Towns arranged territorially with population by religion—*continued.*

| DISTRICT OR STATE. | TOWN, MUNICIPALITY OR CANTONMENT. | POPULATION. | | | HINDU. | | | MUSALMAN. | | | CHRISTIAN. | | | ANIMISTIC. | | | JAIN. | | | BUDDHIST. | | | JEW. | | | PARSI. | | | OTHERS. | | |
|---|---|---|---|---|---|---|---|---|---|---|---|---|---|---|---|---|---|---|---|---|---|---|---|---|---|---|---|---|---|---|---|
| | | Persons. | Males. | Females. | Persons. | Males. | Females. | Persons. | Males. | Females. | Persons. | Males. | Females. | Persons. | Males. | Females. | Persons. | Males. | Females. | Persons. | Males. | Females. | Persons. | Males. | Females. | Persons. | Males. | Females. | Persons. | Males. | Females. |
| 1 | 2 | 3 | 4 | 5 | 6 | 7 | 8 | 9 | 10 | 11 | 12 | 13 | 14 | 15 | 16 | 17 | 18 | 19 | 20 | 21 | 22 | 23 | 24 | 25 | 26 | 27 | 28 | 29 | 30 | 31 | 32 |
| MADURA. | TOTAL ... | *262,241* | *129,562* | *132,679* | *223,630* | *110,407* | *113,223* | *23,984* | *11,956* | *12,028* | *14,617* | *7,189* | *7,428* | | | | *4* | *4* | | *2* | *2* | | | | | *4* | *4* | | | | |
| | Madura Munpy. ... | 134,130 | 67,091 | 67,039 | 117,799 | 58,924 | 58,875 | 10,586 | 5,416 | 5,170 | 5,737 | 2,743 | 2,994 | ... | ... | ... | 4 | 4 | ... | ... | ... | ... | ... | ... | ... | 4 | 4 | ... | ... | ... | ... |
| | Dindigul Munpy. ... | 25,052 | 12,720 | 12,332 | 18,965 | 9,689 | 9,276 | 2,242 | 1,153 | 1,089 | 3,843 | 1,876 | 1,967 | ... | ... | ... | ... | ... | ... | 2 | 2 | ... | ... | ... | ... | ... | ... | ... | ... | ... | ... |
| | Bódináyakkanúr ... | 20,183 | 9,671 | 10,512 | 18,444 | 8,810 | 9,634 | 1,362 | 659 | 703 | 377 | 202 | 175 | ... | ... | ... | ... | ... | ... | ... | ... | ... | ... | ... | ... | ... | ... | ... | ... | ... | ... |
| | Periyakulam Munpy. | 18,715 | 8,817 | 9,898 | 15,863 | 7,470 | 8,393 | 1,661 | 759 | 902 | 1,191 | 588 | 603 | ... | ... | ... | ... | ... | ... | ... | ... | ... | ... | ... | ... | ... | ... | ... | ... | ... | ... |
| | Palni Munpy. ... | 13,211 | 6,399 | 6,812 | 11,762 | 5,653 | 6,109 | 1,136 | 585 | 551 | 313 | 161 | 152 | ... | ... | ... | ... | ... | ... | ... | ... | ... | ... | ... | ... | ... | ... | ... | ... | ... | ... |
| | Shólavandán ... ... | 12,419 | 5,957 | 6,462 | 11,901 | 5,681 | 6,220 | 392 | 218 | 174 | 126 | 58 | 68 | ... | ... | ... | ... | ... | ... | ... | ... | ... | ... | ... | ... | ... | ... | ... | ... | ... | ... |
| | Mélúr .. ... ... | 9,972 | 4,816 | 5,156 | 8,657 | 4,189 | 4,468 | 1,203 | 565 | 638 | 112 | 62 | 50 | ... | ... | ... | ... | ... | ... | ... | ... | ... | ... | ... | ... | ... | ... | ... | ... | ... | ... |
| | Tirumangalam ... | 9,840 | 4,823 | 5,017 | 8,249 | 4,043 | 4,206 | 1,416 | 686 | 730 | 175 | 94 | 81 | ... | ... | ... | ... | ... | ... | ... | ... | ... | ... | ... | ... | ... | ... | ... | ... | ... | ... |
| | Uttamapálaiyam ... | 8,702 | 4,252 | 4,450 | 4,854 | 2,419 | 2,435 | 2,694 | 1,275 | 1,419 | 1,154 | 558 | 596 | ... | ... | ... | ... | ... | ... | ... | ... | ... | ... | ... | ... | ... | ... | ... | ... | ... | ... |
| | Nattam ... ... | 7,111 | 3,366 | 3,745 | 5,843 | 2,772 | 3,076 | 1,166 | 548 | 618 | 97 | 46 | 51 | ... | ... | ... | ... | ... | ... | ... | ... | ... | ... | ... | ... | ... | ... | ... | ... | ... | ... |
| | Kodaikánal Munpy.... | 2,906 | 1,650 | 1,256 | 1,288 | 757 | 531 | 126 | 92 | 34 | 1,492 | 801 | 691 | ... | ... | ... | ... | ... | ... | ... | ... | ... | ... | ... | ... | ... | ... | ... | ... | ... | ... |
| RÁMNAD. | TOTAL ... | *300,211* | *143,166* | *157,045* | *251,180* | *122,258* | *128,922* | *41,510* | *17,265* | *24,245* | *7,515* | *3,640* | *3,875* | ... | ... | ... | *1* | *1* | ... | ... | ... | ... | ... | ... | ... | *5* | *2* | *3* | ... | ... | ... |
| | Srívilliputtúr Munpy. | 29,066 | 14,331 | 14,735 | 27,461 | 13,567 | 13,894 | 525 | 265 | 260 | 1,080 | 499 | 581 | ... | ... | ... | ... | ... | ... | ... | ... | ... | ... | ... | ... | ... | ... | ... | ... | ... | ... |
| | Rájápálaiyam ... | 28,412 | 14,108 | 14,304 | 27,094 | 13,501 | 13,593 | 1,016 | 469 | 547 | 302 | 138 | 164 | ... | ... | ... | ... | ... | ... | ... | ... | ... | ... | ... | ... | ... | ... | ... | ... | ... | ... |
| | Aruppukkóttai ... | 26,681 | 12,988 | 13,693 | 25,246 | 12,306 | 12,940 | 1,019 | 475 | 544 | 416 | 207 | 209 | ... | ... | ... | ... | ... | ... | ... | ... | ... | ... | ... | ... | ... | ... | ... | ... | ... | ... |
| | Virudupatti ... ... | 21,385 | 10,710 | 10,645 | 19,655 | 9,948 | 9,707 | 1,232 | 505 | 727 | 468 | 257 | 211 | ... | ... | ... | ... | ... | ... | ... | ... | ... | ... | ... | ... | ... | ... | ... | ... | ... | ... |
| | Paramagudi ... ... | 18,794 | 9,127 | 9,667 | 16,847 | 8,251 | 8,596 | 1,674 | 741 | 933 | 273 | 135 | 138 | ... | ... | ... | ... | ... | ... | ... | ... | ... | ... | ... | ... | ... | ... | ... | ... | ... | ... |
| | Rámnád ... ... | 16,513 | 7,636 | 8,877 | 13,487 | 6,272 | 7,215 | 2,516 | 1,101 | 1,415 | 510 | 263 | 247 | ... | ... | ... | ... | ... | ... | ... | ... | ... | ... | ... | ... | ... | ... | ... | ... | ... | ... |
| | Kílakarai ... ... | 15,145 | 6,445 | 8,700 | 4,063 | 1,959 | 2,101 | 10,408 | 4,216 | 6,192 | 674 | 270 | 404 | ... | ... | ... | ... | ... | ... | ... | ... | ... | ... | ... | ... | ... | ... | ... | ... | ... | ... |
| | Káraikkudi ... ... | 14,648 | 6,768 | 7,880 | 13,998 | 6,422 | 7,576 | 561 | 296 | 265 | 88 | 49 | 39 | 1 | 1 | ... | ... | ... | ... | ... | ... | ... | ... | ... | ... | ... | ... | ... | ... | ... | ... |
| | Settúr ... ... | 14,208 | 7,025 | 7,183 | 13,920 | 6,880 | 7,040 | 157 | 75 | 82 | 131 | 70 | 61 | ... | ... | ... | ... | ... | ... | ... | ... | ... | ... | ... | ... | ... | ... | ... | ... | ... | ... |
| | Sivakási ... ... | 14,022 | 6,693 | 7,329 | 12,332 | 5,953 | 6,379 | 1,416 | 691 | 817 | 272 | 139 | 133 | ... | ... | ... | ... | ... | ... | ... | ... | ... | ... | ... | ... | ... | ... | ... | ... | ... | ... |
| | Dévakóttai ... ... | 13,329 | 6,176 | 7,153 | 12,359 | 5,698 | 6,661 | 881 | 428 | 453 | 89 | 50 | 39 | ... | ... | ... | ... | ... | ... | ... | ... | ... | ... | ... | ... | ... | ... | ... | ... | ... | ... |
| | Ilaiyángudi ... ... | 10,683 | 4,278 | 6,405 | 2,670 | 1,287 | 1,383 | 7,873 | 2,926 | 4,947 | 140 | 65 | 75 | ... | ... | ... | ... | ... | ... | ... | ... | ... | ... | ... | ... | ... | ... | ... | ... | ... | ... |
| | Rámésawaram ... | 10,612 | 5,543 | 5,069 | 8,388 | 4,340 | 4,048 | 1,081 | 604 | 477 | 1,143 | 599 | 544 | ... | ... | ... | ... | ... | ... | ... | ... | ... | ... | ... | ... | ... | ... | ... | ... | ... | ... |
| | Sivaganga ... ... | 9,689 | 4,539 | 5,150 | 8,616 | 4,054 | 4,562 | 920 | 413 | 507 | 148 | 70 | 78 | ... | ... | ... | ... | ... | ... | ... | ... | ... | ... | ... | ... | ... | ... | ... | ... | ... | ... |
| | Tiruppattúr ... ... | 9,399 | 4,504 | 4,895 | 6,906 | 3,288 | 3,618 | 2,166 | 1,063 | 1,103 | 327 | 153 | 174 | ... | ... | ... | ... | ... | ... | ... | ... | ... | ... | ... | ... | 5 | 2 | 3 | ... | ... | ... |
| | Abirámam ... ... | 8,087 | 3,269 | 4,818 | 3,963 | 1,818 | 2,165 | 4,093 | 1,445 | 2,648 | 11 | 6 | 5 | ... | ... | ... | ... | ... | ... | ... | ... | ... | ... | ... | ... | ... | ... | ... | ... | ... | ... |
| | Varttiráyiruppu (Watrap). | 8,062 | 3,921 | 4,141 | 7,970 | 3,874 | 4,096 | 63 | 34 | 29 | 29 | 13 | 16 | ... | ... | ... | ... | ... | ... | ... | ... | ... | ... | ... | ... | ... | ... | ... | ... | ... | ... |
| | Kamudi ... ... | 7,967 | 3,489 | 4,478 | 5,152 | 2,417 | 2,735 | 2,402 | 880 | 1,522 | 413 | 192 | 221 | ... | ... | ... | ... | ... | ... | ... | ... | ... | ... | ... | ... | ... | ... | ... | ... | ... | ... |
| | Sáttúr ... ... | 6,396 | 3,372 | 3,024 | 5,335 | 2,847 | 2,488 | 464 | 233 | 231 | 597 | 292 | 305 | ... | ... | ... | ... | ... | ... | ... | ... | ... | ... | ... | ... | ... | ... | ... | ... | ... | ... |
| | Tiruppuvanam ... | 6,154 | 2,958 | 3,196 | 5,341 | 2,570 | 2,771 | 764 | 362 | 402 | 49 | 26 | 23 | ... | ... | ... | ... | ... | ... | ... | ... | ... | ... | ... | ... | ... | ... | ... | ... | ... | ... |
| | Pálaiyampatti ... | 5,805 | 2,795 | 3,010 | 5,679 | 2,740 | 2,939 | 14 | 8 | 6 | 112 | 47 | 65 | ... | ... | ... | ... | ... | ... | ... | ... | ... | ... | ... | ... | ... | ... | ... | ... | ... | ... |
| | Mánámadurai ... | 5,184 | 2,491 | 2,693 | 4,678 | 2,266 | 2,412 | 263 | 125 | 138 | 243 | 100 | 143 | ... | ... | ... | ... | ... | ... | ... | ... | ... | ... | ... | ... | ... | ... | ... | ... | ... | ... |
| TINNEVELLY. | TOTAL ... | *442,793* | *214,849* | *227,944* | *350,439* | *172,653* | *177,786* | *61,379* | *27,153* | *34,226* | *30,944* | *15,017* | *15,927* | ... | ... | ... | ... | ... | ... | *10* | *9* | *1* | ... | ... | ... | *4* | *2* | *2* | *17* | *15* | *2* |
| | Pálamcottah Munpy. | 44,909 | 21,231 | 23,678 | 28,925 | 12,851 | 14,074 | 14,559 | 6,660 | 7,899 | 3,424 | 1,719 | 1,705 | ... | ... | ... | ... | ... | ... | ... | ... | ... | ... | ... | ... | ... | ... | ... | ... | ... | ... |
| | Tinnevelly Munpy. | 44,805 | 21,246 | 23,559 | 38,864 | 18,516 | 20,348 | 5,071 | 2,285 | 2,786 | 854 | 431 | 423 | ... | ... | ... | ... | ... | ... | ... | ... | ... | ... | ... | ... | ... | ... | ... | 1 | 1 | ... |
| | Tuticorin Munpy. | 40,185 | 20,320 | 19,865 | 27,877 | 14,224 | 13,653 | 2,374 | 1,288 | 1,086 | 9,920 | 4,797 | 5,123 | ... | ... | ... | ... | ... | ... | 10 | 9 | 1 | ... | ... | ... | ... | ... | ... | 16 | 14 | 2 |
| | Tiruchendúr.... ... | 25,531 | 16,136 | 9,395 | 22,931 | 14,840 | 8,091 | 163 | 160 | 23 | 2,417 | 1,136 | 1,281 | ... | ... | ... | ... | ... | ... | ... | ... | ... | ... | ... | ... | 4 | 2 | 2 | ... | ... | ... |
| | Kulasékarapatnam ... | 21,812 | 9,525 | 12,287 | 10,902 | 5,181 | 5,721 | 5,748 | 1,970 | 3,778 | 5,162 | 2,374 | 2,788 | ... | ... | ... | ... | ... | ... | ... | ... | ... | ... | ... | ... | ... | ... | ... | ... | ... | ... |
| | Tenkási ... ... | 19,940 | 9,495 | 10,445 | 14,458 | 6,850 | 7,608 | 5,337 | 2,571 | 2,766 | 145 | 74 | 71 | ... | ... | ... | ... | ... | ... | ... | ... | ... | ... | ... | ... | ... | ... | ... | ... | ... | ... |
| | Kallidaikurichi ... | 17,263 | 8,095 | 9,168 | 15,293 | 7,117 | 8,176 | 1,692 | 837 | 855 | 278 | 141 | 137 | ... | ... | ... | ... | ... | ... | ... | ... | ... | ... | ... | ... | ... | ... | ... | ... | ... | ... |

* Brahmo.



This content downloaded from 106.51.163.168 on Wed, 05 Jun 2024 15:15:17 +00:00
All use subject to https://about.jstor.org/terms

# TABLE V.

## Towns arranged territorially with population by religion—*concluded.*

| DISTRICT OR STATE. | TOWN, MUNICIPALITY OR CANTONMENT. | POPULATION. | | | HINDU. | | | MUSALMAN. | | | CHRISTIAN. | | | ANIMISTIC. | | | JAIN. | | | BUDDHIST. | | | JEW. | | | PARSI. | | | OTHERS. | | |
|---|---|---|---|---|---|---|---|---|---|---|---|---|---|---|---|---|---|---|---|---|---|---|---|---|---|---|---|---|---|---|---|
| | | Persons. | Males. | Females. | Persons. | Males. | Females. | Persons. | Males. | Females. | Persons. | Males. | Females. | Persons. | Males. | Females. | Persons. | Males. | Females. | Persons. | Males. | Females. | Persons. | Males. | Females. | Persons. | Males. | Females. | Persons. | Males. | Females. |
| 1 | 2 | 3 | 4 | 5 | 6 | 7 | 8 | 9 | 10 | 11 | 12 | 13 | 14 | 15 | 16 | 17 | 18 | 19 | 20 | 21 | 22 | 23 | 24 | 25 | 26 | 27 | 28 | 29 | 30 | 31 | 32 |
| TINNEVELLY—*cont.* | Kadaiyanallúr ... | 17,077 | 8,330 | 8,747 | 11,699 | 5,679 | 6,020 | 5,362 | 2,642 | 2,720 | 16 | 9 | 7 | .. | .. | .. | .. | .. | .. | .. | .. | .. | .. | .. | .. | .. | .. | .. | .. | .. | .. |
| | Víravanallúr ... | 15,966 | 7,503 | 8,463 | 14,458 | 6,749 | 7,709 | 895 | 452 | 443 | 613 | 302 | 311 | .. | .. | .. | .. | .. | .. | .. | .. | .. | .. | .. | .. | .. | .. | .. | .. | .. | .. |
| | Puliyankudi ... | 15,483 | 7,639 | 7,824 | 13,428 | 6,633 | 6,795 | 1,493 | 742 | 751 | 542 | 264 | 278 | .. | .. | .. | .. | .. | .. | .. | .. | .. | .. | .. | .. | .. | .. | .. | .. | .. | .. |
| | Sankaranayinárkóvil. | 15,182 | 7,535 | 7,647 | 14,230 | 7,080 | 7,200 | 765 | 376 | 389 | 137 | 79 | 58 | .. | .. | .. | .. | .. | .. | .. | .. | .. | .. | .. | .. | .. | .. | .. | .. | .. | .. |
| | Ambásamudram ... | 14,207 | 6,914 | 7,293 | 13,456 | 6,535 | 6,921 | 447 | 222 | 225 | 304 | 157 | 147 | .. | .. | .. | .. | .. | .. | .. | .. | .. | .. | .. | .. | .. | .. | .. | .. | .. | .. |
| | Kadaiyam ... ... | 13,798 | 6,513 | 7,285 | 11,050 | 5,288 | 5,762 | 1,950 | 835 | 1,115 | 798 | 390 | 408 | .. | .. | .. | .. | .. | .. | .. | .. | .. | .. | .. | .. | .. | .. | .. | .. | .. | .. |
| | Súrandai ... ... | 13,149 | 6,531 | 6,618 | 11,950 | 5,883 | 6,067 | 511 | 246 | 265 | 688 | 402 | 286 | .. | .. | .. | .. | .. | .. | .. | .. | .. | .. | .. | .. | .. | .. | .. | .. | .. | .. |
| | Káyalpatnam ... | 12,862 | 5,258 | 7,604 | 5,210 | 2,552 | 2,658 | 7,305 | 2,519 | 4,786 | 347 | 187 | 160 | .. | .. | .. | .. | .. | .. | .. | .. | .. | .. | .. | .. | .. | .. | .. | .. | .. | .. |
| | Sivagiri ... ... | 12,257 | 6,092 | 6,165 | 11,422 | 5,679 | 5,743 | 427 | 214 | 213 | 408 | 199 | 209 | .. | .. | .. | .. | .. | .. | .. | .. | .. | .. | .. | .. | .. | .. | .. | .. | .. | .. |
| | Sermádévi ... ... | 12,150 | 5,699 | 6,451 | 11,347 | 5,327 | 6,020 | 375 | 169 | 206 | 428 | 203 | 225 | .. | .. | .. | .. | .. | .. | .. | .. | .. | .. | .. | .. | .. | .. | .. | .. | .. | .. |
| | Srívaikuntam ... | 11,005 | 5,032 | 5,973 | 9,969 | 4,575 | 5,394 | 623 | 282 | 341 | 413 | 195 | 218 | .. | .. | .. | .. | .. | .. | .. | .. | .. | .. | .. | .. | .. | .. | .. | .. | .. | .. |
| | Mélasevval ... ... | 10,071 | 4,705 | 5,366 | 9,030 | 4,227 | 4,803 | 640 | 277 | 363 | 401 | 201 | 200 | .. | .. | .. | .. | .. | .. | .. | .. | .. | .. | .. | .. | .. | .. | .. | .. | .. | .. |
| | Vásudévanallúr ... | 9,882 | 4,854 | 5,028 | 8,948 | 4,397 | 4,551 | 828 | 405 | 423 | 106 | 52 | 54 | .. | .. | .. | .. | .. | .. | .. | .. | .. | .. | .. | .. | .. | .. | .. | .. | .. | .. |
| | Ettaiyápuram ... | 8,636 | 4,350 | 4,286 | 8,191 | 4,125 | 4,066 | 353 | 180 | 173 | 92 | 45 | 47 | .. | .. | .. | .. | .. | .. | .. | .. | .. | .. | .. | .. | .. | .. | .. | .. | .. | .. |
| | Nánguméri ... ... | 8,496 | 3,930 | 4,566 | 8,010 | 3,674 | 4,336 | 111 | 60 | 51 | 375 | 196 | 179 | .. | .. | .. | .. | .. | .. | .. | .. | .. | .. | .. | .. | .. | .. | .. | .. | .. | .. |
| | Vadakku Valliyúr ... | 7,661 | 3,672 | 3,989 | 6,945 | 3,325 | 3,620 | 65 | 33 | 32 | 651 | 314 | 337 | .. | .. | .. | .. | .. | .. | .. | .. | .. | .. | .. | .. | .. | .. | .. | .. | .. | .. |
| | Sáttánkulam ... | 7,440 | 3,196 | 4,244 | 5,166 | 2,261 | 2,905 | 785 | 279 | 506 | 1,489 | 656 | 833 | .. | .. | .. | .. | .. | .. | .. | .. | .. | .. | .. | .. | .. | .. | .. | .. | .. | .. |
| | Álvár Tirunagari ... | 6,820 | 3,188 | 3,632 | 5,640 | 2,660 | 2,980 | 916 | 391 | 525 | 264 | 137 | 127 | .. | .. | .. | .. | .. | .. | .. | .. | .. | .. | .. | .. | .. | .. | .. | .. | .. | .. |
| | Pattamadai ... ... | 6,290 | 2,927 | 3,363 | 4,751 | 2,295 | 2,456 | 1,530 | 627 | 903 | 9 | 5 | 4 | .. | .. | .. | .. | .. | .. | .. | .. | .. | .. | .. | .. | .. | .. | .. | .. | .. | .. |
| | Kóilpatti ... ... | 5,016 | 2,686 | 2,330 | 4,645 | 2,454 | 2,191 | 245 | 147 | 98 | 126 | 85 | 41 | .. | .. | .. | .. | .. | .. | .. | .. | .. | .. | .. | .. | .. | .. | .. | .. | .. | .. |
| | Sirattondanallúr ... | 4,920 | 2,247 | 2,673 | 3,584 | 1,676 | 1,918 | 789 | 304 | 485 | 537 | 267 | 270 | .. | .. | .. | .. | .. | .. | .. | .. | .. | .. | .. | .. | .. | .. | .. | .. | .. | .. |
| | TOTAL ... | *34,780* | *18,694* | *16,086* | *19,518* | *10,782* | *8,736* | *3,593* | *2,062* | *1,531* | *11,562* | *5,809* | *5,753* | *27* | *15* | *12* | *6* | *6* | .. | *2* | .. | *2* | .. | .. | .. | *72* | *20* | *52* | .. | .. | .. |
| NILGIRIS. | Ootacamund Munpy. | 18,829 | 9,955 | 8,874 | 11,287 | 6,237 | 5,050 | 2,077 | 1,179 | 898 | 5,385 | 2,509 | 2,876 | 27 | 15 | 12 | .. | .. | .. | .. | .. | .. | .. | .. | .. | 53 | 15 | 38 | .. | .. | .. |
| | Coonoor Munpy. | 9,933 | 5,182 | 4,751 | 5,670 | 3,082 | 2,588 | 914 | 538 | 376 | 3,335 | 1,556 | 1,779 | .. | .. | .. | 3 | 3 | .. | 2 | .. | 2 | .. | .. | .. | 9 | 3 | 6 | .. | .. | .. |
| | Wellington Cant. ... | 6,018 | 3,557 | 2,461 | 2,561 | 1,463 | 1,098 | 602 | 345 | 257 | 2,842 | 1,744 | 1,098 | .. | .. | .. | 3 | 3 | .. | .. | .. | .. | .. | .. | .. | 10 | 2 | 8 | .. | .. | .. |
| | TOTAL ... | *234,516* | *118,501* | *116,015* | *121,012* | *61,240* | *59,772* | *91,240* | *46,140* | *45,100* | *22,056* | *11,006* | *11,050* | .. | .. | .. | *62* | *32* | *30* | *7* | *7* | .. | *39* | *21* | *18* | *69* | *35* | *34* | *31* | *20* | *11* |
| MALABAR. | Calicut M. & C. ... | 78,417 | 40,680 | 37,737 | 43,530 | 22,585 | 20,945 | 29,901 | 15,592 | 14,309 | 4,865 | 2,442 | 2,423 | .. | .. | .. | 48 | 21 | 27 | 1 | 1 | .. | .. | .. | .. | 50 | 26 | 24 | *22 | 13 | 9 |
| | Pálghát M. ... | 44,319 | 21,776 | 22,543 | 36,236 | 17,785 | 18,451 | 6,758 | 3,355 | 3,403 | 1,317 | 633 | 684 | .. | .. | .. | 5 | 2 | 3 | .. | .. | .. | 3 | 1 | 2 | .. | .. | .. | .. | .. | .. |
| | Tellicherry M. ... | 29,258 | 14,275 | 14,983 | 15,979 | 7,909 | 8,070 | 11,587 | 5,520 | 6,067 | 1,683 | 839 | 844 | .. | .. | .. | .. | .. | .. | .. | .. | .. | .. | .. | .. | .. | .. | .. | *19* | *7* | *2* |
| | Cannanore M. & C. ... | 28,957 | 14,241 | 14,716 | 11,829 | 5,825 | 6,004 | 13,384 | 6,608 | 6,776 | 3,722 | 1,796 | 1,926 | .. | .. | .. | .. | .. | .. | 2 | 2 | .. | 1 | 1 | .. | 19 | 9 | 10 | .. | .. | .. |
| | Cochin M. ... ... | 20,023 | 10,764 | 9,259 | 4,681 | 2,552 | 2,129 | 4,957 | 2,973 | 1,984 | 10,346 | 5,216 | 5,130 | .. | .. | .. | .. | .. | .. | 4 | 4 | .. | 35 | 19 | 16 | .. | .. | .. | .. | .. | .. |
| | Ponnáni ... ... | 13,984 | 6,860 | 7,124 | 2,668 | 1,375 | 1,293 | 11,273 | 5,452 | 5,821 | 43 | 33 | 10 | .. | .. | .. | .. | .. | .. | .. | .. | .. | .. | .. | .. | .. | .. | .. | .. | .. | .. |
| | Badgara ... ... | 11,149 | 5,707 | 5,442 | 5,822 | 3,054 | 2,768 | 5,238 | 2,597 | 2,641 | 80 | 47 | 33 | .. | .. | .. | 9 | 9 | .. | .. | .. | .. | .. | .. | .. | .. | .. | .. | .. | .. | .. |
| | Tánúr Nagaram ... | 8,409 | 4,198 | 4,211 | 267 | 155 | 112 | 8,142 | 4,043 | 4,099 | .. | .. | .. | .. | .. | .. | .. | .. | .. | .. | .. | .. | .. | .. | .. | .. | .. | .. | .. | .. | .. |
| | TOTAL ... | *82,884* | *42,388* | *40,496* | *51,880* | *26,521* | *25,359* | *12,622* | *6,919* | *5,703* | *18,074* | *8,785* | *9,289* | .. | .. | .. | *135* | *76* | *59* | .. | .. | .. | .. | .. | .. | *18* | *7* | *11* | *155 | *80* | *75* |
| SOUTH CANARA. | Mangalore Munpy. ... | 48,412 | 25,129 | 23,283 | 26,527 | 13,972 | 12,555 | 6,318 | 3,697 | 2,621 | 15,375 | 7,352 | 8,023 | .. | .. | .. | 30 | 25 | 5 | .. | .. | .. | .. | .. | .. | 16 | 6 | 10 | 146 | 77 | 69 |
| | Udipi ... ... ... | 10,871 | 5,560 | 5,311 | 8,875 | 4,471 | 4,404 | 860 | 459 | 401 | 1,126 | 626 | 500 | .. | .. | .. | 5 | 2 | 3 | .. | .. | .. | .. | .. | .. | .. | .. | .. | 5 | 2 | 3 |
| | Kásaragod ... ... | 8,295 | 4,153 | 4,142 | 4,739 | 2,353 | 2,386 | 3,321 | 1,661 | 1,660 | 233 | 138 | 95 | .. | .. | .. | .. | .. | .. | .. | .. | .. | .. | .. | .. | 2 | 1 | 1 | .. | .. | .. |
| | Mulki ... ... ... | 5,360 | 2,568 | 2,792 | 4,237 | 2,061 | 2,176 | 511 | 219 | 292 | 600 | 284 | 316 | .. | .. | .. | 6 | 3 | 5 | .. | .. | .. | .. | .. | .. | .. | .. | .. | 4 | 1 | 3 |
| | Bantvál ... ... | 4,985 | 2,637 | 2,348 | 3,626 | 1,854 | 1,772 | 071 | 618 | 453 | 274 | 156 | 118 | .. | .. | .. | 14 | 9 | 5 | .. | .. | .. | .. | .. | .. | .. | .. | .. | .. | .. | .. |
| | Kárkala ... ... | 4,961 | 2,341 | 2,620 | 3,876 | 1,810 | 2,066 | 541 | 265 | 276 | 466 | 229 | 237 | .. | .. | .. | 78 | 37 | 41 | .. | .. | .. | .. | .. | .. | .. | .. | .. | .. | .. | .. |
| PUDUKKÓTTAI. | (2) Feudatory States. | 26,850 | *13,108* | *13,742* | *24,547* | *11,922* | *12,625* | *1,524* | *769* | *755* | *779* | *417* | *362* | .. | .. | .. | .. | .. | .. | .. | .. | .. | .. | .. | .. | .. | .. | .. | .. | .. | .. |
| | Pudukkóttai ... ... | 26,850 | 13,108 | 13,742 | 24,547 | 11,922 | 12,625 | 1,524 | 769 | 755 | 779 | 417 | 362 | .. | .. | .. | .. | .. | .. | .. | .. | .. | .. | .. | .. | .. | .. | .. | .. | .. | .. |

* Brahmo (M. 8, F. 6); Atheist (M. 5, F. 3).

† Brahmo.

This content downloaded from 106.51.163.168 on Wed, 05 Jun 2024 15:15:17 +00:00
All use subject to https://about.jstor.org/terms

# TABLE VI.

## RELIGION.

This content downloaded from
106.51.163.168 on Wed, 05 Jun 2024 15:15:17 +00:00
All use subject to https://about.jstor.org/terms

TABL
Religio

| No. | DISTRICT OR STATE. | POPULATION | | | HINDU. | | | MUSALMAN. | | | CHRISTIAN. | | |
|---|---|---|---|---|---|---|---|---|---|---|---|---|---|
| | | Persons. | Males. | Females. | Persons. | Males. | Females. | Persons. | Males. | Females. | Persons. | Males. | Females. |
| 1 | 2 | 3 | 4 | 5 | 6 | 7 | 8 | 9 | 10 | 11 | 12 | 13 | 14 |
| | **MADRAS** | *41,870,160* | *20,606,008* | *21,264,152* | *37,230,034* | *18,312,085* | *18,917,949* | *2,764,457* | *1,362,616* | *1,401,851* | *1,208,515* | *595,235* | *613,28* |
| | **(1) British Territory.** | *41,405,404* | *20,382,955* | *21,022,449* | *36,806,604* | *18,108,939* | *18,697,665* | *2,740,406* | *1,351,119* | *1,389,289* | *1,191,266* | *586,836* | *604,43* |
| 1 | GANJAM | 2,670,826 | 868,928 | 1,001,898 | 1,810,132 | 838,692 | 971,440 | 5,425 | 2,768 | 2,657 | 2,367 | 1,184 | 1,18 |
| 2 | AGENCY, GANJAM | 350,466 | 175,783 | 174,683 | 127,495 | 64,017 | 63,478 | 61 | 46 | 15 | 1,896 | 976 | 92 |
| 3 | VIZAGAPATAM | 2,189,670 | 1,050,609 | 1,119,061 | 2,141,249 | 1,036,742 | 1,104,507 | 21,781 | 10,607 | 11,174 | 4,993 | 2,453 | 2,53 |
| 4 | AGENCY, VIZAGAPATAM | 1,020,151 | 511,221 | 508,930 | 763,976 | 382,368 | 381,608 | 2,094 | 1,049 | 1,045 | 9,753 | 4,929 | 4,82 |
| 5 | GÓDÁVARI | 1,445,957 | 707,702 | 738,255 | 1,412,861 | 691,267 | 721,594 | 24,447 | 12,058 | 12,389 | 8,240 | 4,157 | 4,08 |
| 6 | AGENCY, GÓDÁVARI | 208,902 | 104,496 | 102,406 | 182,451 | 92,255 | 90,196 | 2,580 | 1,314 | 1,266 | 1,616 | 800 | 81 |
| 7 | KISTNA | 1,997,535 | 994,961 | 1,002,574 | 1,875,458 | 933,429 | 942,029 | 70,733 | 35,707 | 35,026 | 49,863 | 25,070 | 24,79 |
| 8 | GUNTUR | 1,697,551 | 856,665 | 840,886 | 1,447,410 | 729,222 | 718,188 | 117,272 | 59,523 | 57,749 | 123,707 | 63,250 | 60,45 |
| 9 | NELLORE | 1,328,152 | 665,305 | 662,847 | 1,136,263 | 568,060 | 568,203 | 81,799 | 41,592 | 40,207 | 44,298 | 22,126 | 22,17 |
| 10 | CUDDAPAH | 893,998 | 454,061 | 439,937 | 769,061 | 390,226 | 378,835 | 99,116 | 50,731 | 48,385 | 22,408 | 11,350 | 11,05 |
| 11 | KURNOOL | 935,199 | 471,426 | 463,773 | 770,172 | 387,477 | 382,695 | 120,770 | 61,942 | 59,118 | 42,068 | 21,247 | 20,82 |
| 12 | BELLARY | 969,436 | 490,843 | 478,593 | 869,755 | 439,315 | 430,440 | 93,681 | 48,105 | 45,576 | 4,481 | 2,494 | 1,98 |
| 13 | ANANTAPUR | 983,223 | 494,232 | 488,991 | 876,471 | 440,555 | 435,916 | 80,048 | 41,137 | 38,911 | 3,636 | 1,935 | 1,70 |
| 14 | MADRAS | 518,660 | 266,465 | 252,195 | 415,910 | 213,731 | 202,179 | 59,169 | 30,884 | 28,285 | 41,814 | 20,584 | 21,23 |
| 15 | CHINGLEPUT | 1,406,008 | 705,641 | 700,367 | 1,342,378 | 673,290 | 669,088 | 31,604 | 16,314 | 15,290 | 30,377 | 15,171 | 15,20 |
| 16 | CHITTOOR | 1,238,742 | 629,379 | 609,363 | 1,166,447 | 591,896 | 574,551 | 59,183 | 30,839 | 28,344 | 4,558 | 2,280 | 2,27 |
| 17 | NORTH ARCOT | 1,960,960 | 970,073 | 990,887 | 1,801,355 | 892,971 | 908,384 | 117,909 | 60,534 | 57,375 | 32,822 | 16,150 | 16,67 |
| 18 | SALEM | 1,766,680 | 876,950 | 889,730 | 1,708,241 | 847,405 | 860,836 | 43,424 | 22,218 | 21,206 | 15,003 | 7,320 | 7,68 |
| 19 | COIMBATORE | 2,116,234 | 1,044,429 | 1,071,135 | 2,051,778 | 1,011,929 | 1,039,849 | 43,100 | 21,780 | 21,320 | 21,550 | 9,908 | 9,64 |
| 20 | SOUTH ARCOT | 2,382,536 | 1,172,807 | 1,189,729 | 2,223,171 | 1,103,107 | 1,120,064 | 66,986 | 33,648 | 33,338 | 67,436 | 33,578 | 33,85 |
| 21 | TANJORE | 2,362,689 | 1,123,081 | 1,239,605 | 2,141,196 | 1,022,630 | 1,118,566 | 131,042 | 57,651 | 73,391 | 89,814 | 43,071 | 46,74 |
| 22 | TRICHINOPOLY | 2,107,029 | 1,022,865 | 1,084,163 | 1,953,852 | 949,057 | 1,004,795 | 65,753 | 31,540 | 34,207 | 87,353 | 42,269 | 45,14 |
| 23 | MADURA | 1,932,632 | 946,306 | 986,326 | 1,795,763 | 879,315 | 916,448 | 76,558 | 37,194 | 39,364 | 60,510 | 29,816 | 30,69 |
| 24 | RAMNAD | 1,658,455 | 786,187 | 872,268 | 1,461,531 | 689,937 | 771,594 | 120,229 | 50,065 | 70,164 | 76,677 | 36,295 | 40,38 |
| 25 | TINNEVELLY | 1,790,619 | 865,633 | 924,986 | 1,509,224 | 731,447 | 777,777 | 105,474 | 46,853 | 58,621 | 175,889 | 87,306 | 88,58 |
| 26 | NEILGHIS | 118,818 | 63,509 | 55,109 | 93,914 | 50,084 | 43,830 | 5,877 | 3,739 | 2,138 | 17,343 | 8,987 | 8,35 |
| 27 | MALABAR | 3,015,119 | 1,482,616 | 1,532,503 | 2,008,082 | 979,399 | 1,028,683 | 953,381 | 473,037 | 477,344 | 53,015 | 26,837 | 26,17 |
| 28 | ANJENGO | 5,572 | 2,690 | 2,882 | 1,591 | 794 | 797 | 221 | 118 | 103 | 3,760 | 1,778 | 1,98 |
| 29 | SOUTH CANARA | 1,195,227 | 578,088 | 617,139 | 949,427 | 456,262 | 493,165 | 140,700 | 70,080 | 70,620 | 96,029 | 47,046 | 48,98 |
| | **(2) Feudatory States.** | *464,756* | *223,053* | *241,703* | *423,430* | *203,146* | *220,284* | *24,059* | *11,497* | *12,562* | *17,249* | *8,399* | *8,85* |
| 30 | PUDUKÓTTAI | 411,886 | 196,566 | 215,320 | 382,044 | 182,387 | 199,657 | 13,445 | 6,240 | 7,205 | 16,393 | 7,939 | 8,45 |
| 31 | BANGANAPALLE | 39,344 | 19,776 | 19,568 | 30,501 | 15,379 | 15,122 | 8,054 | 3,972 | 4,082 | 785 | 422 | 36 |
| 32 | SANDUR | 13,526 | 6,711 | 6,815 | 10,885 | 5,380 | 5,505 | 2,560 | 1,285 | 1,275 | 71 | 38 | 33 |

This content downloaded from
106.51.163.168 on Wed, 05 Jun 2024 15:15:17 +00:00
All use subject to https://about.jstor.org/terms

VI.

| ANIMISTIC. | | | JAIN. | | | BUDDHIST. | | | PARSI. | | | BRAHMO. | | | JEW. | | | OTHERS. | | | |
|---|---|---|---|---|---|---|---|---|---|---|---|---|---|---|---|---|---|---|---|---|---|
| Persons. | Males. | Females. | Persons. | Males. | Females. | Persons. | Males. | Females. | Persons. | Males. | Females. | Persons. | Males. | Females. | Persons. | Males. | Females. | Persons. | Males. | Females. | No. |
| 15 | 16 | 17 | 18 | 19 | 20 | 21 | 22 | 23 | 24 | 25 | 26 | 27 | 28 | 29 | 30 | 31 | 32 | 33 | 34 | 35 | 36 |
| *638,466* | *320,936* | *317,530* | *27,005* | *14,166* | *12,839* | *697* | *429* | *268* | *489* | *250* | *239* | *374* | *219* | *155* | *71* | *39* | *32* | *42* | *33* | *9* | |
| *638,463* | *320,934* | *317,529* | *26,995* | *14,158* | *12,837* | *693* | *429* | *264* | *488* | *249* | *239* | *374* | *219* | *155* | *71* | *39* | *32* | *42* | *33* | *9* | |
| 52,902 | 26,284 | 26,618 | ... | ... | ... | ... | ... | ... | ... | ... | ... | ... | ... | ... | ... | ... | ... | ... | ... | ... | 1 |
| 221,014 | 110,744 | 110,270 | ... | ... | ... | ... | ... | ... | ... | ... | ... | ... | ... | ... | ... | ... | ... | ... | ... | ... | 2 |
| 1,627 | 788 | 839 | 8 | 8 | ... | 2 | 2 | ... | 20 | 9 | 11 | ... | ... | ... | ... | ... | ... | ... | ... | ... | 3 |
| 244,328 | 122,875 | 121,453 | ... | ... | ... | ... | ... | ... | ... | ... | ... | ... | ... | ... | ... | ... | ... | ... | ... | ... | 4 |
| 308 | 147 | 161 | 32 | 27 | 5 | ... | ... | ... | 17 | 11 | 6 | 52 | 35 | 17 | ... | ... | ... | ... | ... | ... | 5 |
| 20,255 | 10,127 | 10,128 | ... | ... | ... | ... | ... | ... | ... | ... | ... | ... | ... | ... | ... | ... | ... | ... | ... | ... | 6 |
| 1,449 | 735 | 714 | 7 | 7 | ... | ... | ... | ... | 25 | 13 | 12 | ... | ... | ... | ... | ... | ... | ... | ... | ... | 7 |
| 9,069 | 4,882 | 4,187 | 71 | 71 | ... | ... | ... | ... | 22 | 17 | 5 | ... | ... | ... | ... | ... | ... | ... | ... | ... | 8 |
| 65,780 | 33,519 | 32,261 | ... | ... | ... | ... | ... | ... | 12 | 8 | 4 | ... | ... | ... | ... | ... | ... | ... | ... | ... | 9 |
| 3,385 | 1,728 | 1,657 | 28 | 26 | 2 | ... | ... | ... | ... | ... | ... | ... | ... | ... | ... | ... | ... | ... | ... | ... | 10 |
| 2,124 | 1,058 | 1,066 | 58 | 48 | 10 | ... | ... | ... | 7 | 4 | 3 | ... | ... | ... | ... | ... | ... | ... | ... | ... | 11 |
| 354 | 192 | 162 | 1,156 | 730 | 426 | 6 | 4 | 2 | 3 | 3 | ... | ... | ... | ... | ... | ... | ... | ... | ... | ... | 12 |
| 2,599 | 1,323 | 1,276 | 436 | 266 | 170 | 2 | 1 | 1 | 22 | 12 | 10 | ... | ... | ... | 9 | 3 | 6 | ... | ... | ... | 13 |
| ... | ... | ... | 954 | 699 | 255 | 532 | 323 | 209 | 146 | 66 | 80 | 113 | 66 | 47 | 16 | 10 | 6 | (a) 6 | 2 | 4 | 14 |
| 1,223 | 637 | 586 | 371 | 196 | 175 | 40 | 20 | 20 | 15 | 10 | 5 | ... | ... | ... | ... | ... | ... | ... | ... | ... | 15 |
| 8,547 | 4,357 | 4,190 | 6 | 6 | ... | ... | ... | ... | 1 | 1 | ... | ... | ... | ... | ... | ... | ... | ... | ... | ... | 16 |
| ... | ... | ... | 8,826 | 4,391 | 4,435 | 27 | 10 | 17 | ... | ... | ... | 10 | 4 | 6 | 4 | 2 | 2 | (b) 7 | 5 | 2 | 17 |
| ... | ... | ... | 9 | 5 | 4 | 1 | 1 | ... | 2 | 1 | 1 | ... | ... | ... | ... | ... | ... | ... | ... | ... | 18 |
| 2,099 | 1,079 | 1,020 | 36 | 22 | 14 | ... | ... | ... | 1 | 1 | ... | ... | ... | ... | ... | ... | ... | ... | ... | ... | 19 |
| ... | ... | ... | 4,947 | 2,453 | 2,494 | 24 | 19 | 5 | 1 | 1 | ... | 1 | 1 | ... | ... | ... | ... | ... | ... | ... | 20 |
| ... | ... | ... | 595 | 292 | 303 | 20 | 18 | 2 | ... | ... | ... | 1 | 1 | ... | ... | ... | ... | (c) 21 | 21 | ... | 21 |
| ... | ... | ... | 40 | 27 | 13 | 7 | 3 | 4 | 21 | 21 | ... | ... | ... | ... | 3 | 3 | ... | ... | ... | ... | 22 |
| ... | ... | ... | 5 | 5 | ... | 2 | 2 | ... | 4 | 4 | ... | ... | ... | ... | ... | ... | ... | ... | ... | ... | 23 |
| ... | ... | ... | 16 | 4 | 12 | 4 | 4 | ... | 5 | 2 | 3 | ... | ... | ... | ... | ... | ... | ... | ... | ... | 24 |
| ... | ... | ... | ... | ... | ... | 10 | 9 | 1 | 4 | 2 | 2 | 18 | 16 | 2 | ... | ... | ... | ... | ... | ... | 25 |
| 1,400 | 750 | 651 | 6 | 6 | ... | 5 | 3 | 2 | 73 | 21 | 52 | ... | ... | ... | ... | ... | ... | ... | ... | ... | 26 |
| ... | ... | ... | 490 | 256 | 234 | 11 | 10 | 1 | 69 | 35 | 34 | 24 | 16 | 8 | 39 | 21 | 18 | (a) 8 | 5 | 3 | 27 |
| ... | ... | ... | ... | ... | ... | ... | ... | ... | ... | ... | ... | ... | ... | ... | ... | ... | ... | ... | ... | ... | 28 |
| ... | ... | ... | 8,898 | 4,613 | 4,285 | ... | ... | ... | 18 | 7 | 11 | 155 | 80 | 75 | ... | ... | ... | ... | ... | ... | 29 |
| *3* | *2* | *1* | *10* | *8* | *2* | *4* | ... | *4* | *1* | *1* | ... | ... | ... | ... | ... | ... | ... | ... | ... | ... | |
| ... | ... | ... | ... | ... | ... | 4 | ... | 4 | ... | ... | ... | ... | ... | ... | ... | ... | ... | ... | ... | ... | 30 |
| 3 | 2 | 1 | ... | ... | ... | ... | ... | ... | 1 | 1 | ... | ... | ... | ... | ... | ... | ... | ... | ... | ... | 31 |
| ... | ... | ... | 10 | 8 | 2 | ... | ... | ... | ... | ... | ... | ... | ... | ... | ... | ... | ... | ... | ... | ... | 32 |

(a) Atheists. (b) Sikhs. (c) Confucians.



This content downloaded from
106.51.163.168 on Wed, 05 Jun 2024 15:15:17 +00:00
All use subject to https://about.jstor.org/terms



This content downloaded from
106.51.163.168 on Wed, 05 Jun 2024 15:15:17 +00:00
All use subject to https://about.jstor.org/terms

# TABLE VII.

## AGE, SEX AND CIVIL CONDITION.

This table and that which follows are divided into two parts. Part I begins with a Provincial Summary, wherein statistics for every religion returned are given, and then deals with Districts and States: Part II deals with the twelve towns treated as "Cities".

The details of Districts and States show figures for four religions only—Hindu, Musalman, Christian, and the religion next in importance in the district. Where there is no fourth religion with an appreciable following, figures for all religions, other than the three main religions, are clubbed. In the former case, the total of figures for the several religions will not agree with the figures for "All religions" printed at the top of each district; in the latter case, they will. In part II details are not given by religions.

In the Provincial Summary, details are given for each year up to five years of age; thereafter ages are grouped by quinquennial periods up to 70, and the remainder shown as "70 and over". In Part I (Districts and States) and in Part II, age periods are given in less detail than in the provincial summary.

The ages of the people returned represent the actual numbers of years completed, not the current years of age.

This content downloaded from
106.51.163.168 on Wed, 05 Jun 2024 15:15:17 +00:00
All use subject to https://about.jstor.org/terms

# TABLE VII.

## Age, sex and civil condition. Part I.—Provincial Summary.

| RELIGIONS. | AGE. | POPULATION. | | | UNMARRIED. | | | MARRIED. | | | WIDOWED. | | |
|---|---|---|---|---|---|---|---|---|---|---|---|---|---|
| | | Persons. | Males. | Females. | Persons. | Males. | Females. | Persons. | Males. | Females. | Persons. | Males. | Females. |
| 1 | 2 | 3 | 4 | 5 | 6 | 7 | 8 | 9 | 10 | 11 | 12 | 13 | 14 |
| | **MADRAS PRESIDENCY.** | | | | | | | | | | | | |
| | TOTAL ... | *41,870,160* | *20,606,008* | *21,264,152* | *18,910,237* | *10,983,521* | *7,926,716* | *18,215,865* | *8,827,124* | *9,388,741* | *4,744,058* | *795,363* | *3,948,695* |
| | 0-1 ... | 1,191,705 | 587,941 | 603,764 | 1,190,209 | 587,295 | 602,914 | 1,445 | 632 | 813 | 51 | 14 | 37 |
| | 1-2 ... | 732,745 | 356,571 | 376,174 | 731,438 | 356,097 | 375,341 | 1,259 | 463 | 796 | 48 | 11 | 37 |
| | 2-3 ... | 1,186,649 | 581,985 | 604,664 | 1,182,677 | 580,730 | 601,947 | 3,839 | 1,218 | 2,621 | 133 | 37 | 96 |
| | 3-4 ... | 1,306,734 | 636,320 | 670,414 | 1,300,392 | 634,682 | 665,710 | 6,142 | 1,590 | 4,552 | 200 | 48 | 152 |
| | 4-5 ... | 1,179,803 | 583,472 | 596,331 | 1,169,046 | 581,140 | 587,906 | 10,264 | 2,255 | 8,009 | 493 | 77 | 416 |
| | Total 0-5... | 5,597,636 | 2,746,289 | 2,851,347 | 5,573,762 | 2,739,944 | 2,833,818 | 22,949 | 6,158 | 16,791 | 925 | 187 | 738 |
| | 5-10 ... | 5,540,242 | 2,749,501 | 2,790,741 | 5,365,356 | 2,723,784 | 2,641,572 | 169,712 | 24,875 | 144,837 | 5,174 | 842 | 4,332 |
| | 10-15 ... | 4,833,249 | 2,514,371 | 2,318,878 | 4,134,085 | 2,417,829 | 1,716,256 | 677,405 | 94,160 | 583,245 | 21,759 | 2,382 | 19,377 |
| | 15-20 ... | 3,601,787 | 1,804,652 | 1,797,135 | 2,019,793 | 1,532,724 | 487,069 | 1,518,867 | 266,465 | 1,252,402 | 63,127 | 5,463 | 57,664 |
| ALL RELIGIONS. | 20-25 ... | 3,695,785 | 1,682,335 | 2,013,450 | 995,452 | 882,021 | 113,431 | 2,641,537 | 779,782 | 1,861,755 | 158,796 | 20,532 | 138,264 |
| | 25-30 ... | 3,409,397 | 1,632,739 | 1,776,658 | 403,402 | 358,752 | 44,650 | 2,776,336 | 1,235,899 | 1,540,437 | 229,659 | 38,088 | 191,571 |
| | 30-35 ... | 3,271,627 | 1,535,451 | 1,736,176 | 168,015 | 138,321 | 29,694 | 2,729,736 | 1,345,691 | 1,384,045 | 373,876 | 51,442 | 322,434 |
| | 35-40 ... | 2,848,531 | 1,215,112 | 1,133,419 | 74,462 | 58,933 | 15,529 | 1,934,243 | 1,105,165 | 829,078 | 339,826 | 51,014 | 288,812 |
| | 40-45 ... | 2,719,402 | 1,323,755 | 1,395,647 | 65,728 | 49,781 | 15,947 | 2,018,828 | 1,190,783 | 828,045 | 634,846 | 83,191 | 551,655 |
| | 45-50 ... | 1,600,154 | 845,563 | 754,591 | 31,012 | 23,059 | 7,953 | 1,139,579 | 752,934 | 386,645 | 429,563 | 69,570 | 359,993 |
| | 50-55 ... | 1,931,405 | 935,732 | 995,673 | 32,938 | 24,581 | 8,357 | 1,158,878 | 796,815 | 362,063 | 739,589 | 114,336 | 625,253 |
| | 55-60 ... | 851,361 | 449,733 | 401,628 | 13,302 | 10,155 | 3,147 | 492,956 | 371,512 | 121,444 | 345,103 | 68,066 | 277,037 |
| | 60-65 ... | 1,287,990 | 608,058 | 679,932 | 17,449 | 12,541 | 4,908 | 583,967 | 470,068 | 113,899 | 686,574 | 125,449 | 561,125 |
| | 65-70 ... | 386,025 | 193,852 | 192,173 | 4,744 | 3,380 | 1,364 | 172,934 | 143,305 | 29,629 | 208,347 | 47,157 | 161,190 |
| | 70 and over... | 795,569 | 368,862 | 426,707 | 10,737 | 7,706 | 3,031 | 277,938 | 243,512 | 34,426 | 506,894 | 117,644 | 389,250 |
| | TOTAL ... | *37,230,034* | *18,312,085* | *18,917,949* | *16,602,799* | *9,675,501* | *6,927,298* | *16,324,69* | *7,914,216* | *8,410,476* | *4,302,543* | *722,368* | *3,580,175* |
| | 0-1 ... | 1,055,110 | 519,983 | 535,127 | 1,053,750 | 519,393 | 534,357 | 1,316 | 577 | 739 | 44 | 13 | 31 |
| | 1-2 ... | 638,376 | 309,937 | 328,439 | 637,185 | 309,501 | 327,684 | 1,147 | 426 | 721 | 44 | 10 | 34 |
| | 2-3 ... | 1,044,898 | 511,561 | 533,337 | 1,041,227 | 510,427 | 530,800 | 3,551 | 1,099 | 2,452 | 120 | 35 | 85 |
| | 3-4 ... | 1,157,626 | 562,821 | 594,799 | 1,151,666 | 561,208 | 590,368 | 5,773 | 1,482 | 4,291 | 181 | 41 | 140 |
| | 4-5 ... | 1,034,828 | 510,715 | 524,113 | 1,024,598 | 508,559 | 516,039 | 9,774 | 2,083 | 7,691 | 456 | 73 | 383 |
| | Total 0-5... | 4,930,832 | 2,415,017 | 2,515,815 | 4,908,426 | 2,409,178 | 2,499,248 | 21,561 | 5,667 | 15,894 | 845 | 172 | 673 |
| | 5-10 ... | 4,887,287 | 2,423,159 | 2,464,128 | 4,717,742 | 2,398,872 | 2,318,770 | 164,682 | 23,096 | 140,986 | 4,863 | 791 | 4,072 |
| | 10-15 ... | 4,279,015 | 2,226,556 | 2,052,459 | 3,616,982 | 2,133,957 | 1,483,025 | 641,457 | 90,346 | 551,111 | 20,576 | 2,253 | 18,323 |
| | 15-20 ... | 3,179,736 | 1,601,016 | 1,578,720 | 1,761,520 | 1,347,771 | 413,749 | 1,362,068 | 248,464 | 1,113,604 | 56,148 | 4,781 | 51,367 |
| HINDU ... | 20-25 ... | 3,269,476 | 1,488,815 | 1,780,661 | 866,855 | 770,483 | 96,372 | 2,260,789 | 700,723 | 1,560,066 | 141,832 | 17,609 | 124,223 |
| | 25-30 ... | 3,030,949 | 1,451,643 | 1,579,306 | 355,513 | 317,474 | 38,039 | 2,469,279 | 1,100,437 | 1,368,842 | 206,157 | 33,732 | 173,025 |
| | 30-35 ... | 2,922,682 | 1,389,856 | 1,532,826 | 150,298 | 124,527 | 25,771 | 2,433,928 | 1,199,542 | 1,234,386 | 338,456 | 45,787 | 292,669 |
| | 35-40 ... | 2,093,955 | 1,081,084 | 1,012,871 | 66,358 | 53,074 | 13,284 | 1,721,568 | 982,255 | 739,313 | 306,009 | 45,755 | 260,254 |
| | 40-45 ... | 2,448,640 | 1,190,455 | 1,258,185 | 59,359 | 45,589 | 13,770 | 1,812,846 | 1,069,029 | 743,817 | 576,435 | 75,837 | 500,598 |
| | 45-50 ... | 1,438,901 | 759,044 | 679,857 | 27,953 | 21,023 | 6,930 | 1,021,763 | 674,351 | 347,412 | 389,185 | 63,670 | 325,515 |
| | 50-55 ... | 1,747,748 | 845,461 | 902,287 | 30,011 | 22,590 | 7,421 | 1,043,946 | 717,733 | 326,213 | 673,791 | 105,138 | 568,653 |
| | 55-60 ... | 769,265 | 405,416 | 363,849 | 12,015 | 9,297 | 2,718 | 443,095 | 333,633 | 109,462 | 314,155 | 62,486 | 251,669 |
| | 60-65 ... | 1,165,288 | 548,733 | 616,555 | 15,821 | 11,489 | 4,332 | 524,313 | 422,148 | 102,164 | 625,154 | 115,095 | 510,059 |
| | 65-70 ... | 348,310 | 174,279 | 174,031 | 4,214 | 3,036 | 1,178 | 154,875 | 128,271 | 26,607 | 189,218 | 42,972 | 146,246 |
| | 70 and over... | 717,750 | 331,851 | 385,899 | 9,732 | 7,041 | 2,691 | 248,549 | 217,920 | 30,629 | 459,469 | 106,890 | 352,579 |
| | TOTAL ... | *2,764,467* | *1,362,616* | *1,401,851* | *1,371,175* | *793,151* | *578,024* | *1,107,287* | *528,698* | *579,189* | *286,005* | *41,367* | *244,638* |
| | 0-1 ... | 82,602 | 41,257 | 41,345 | 82,552 | 41,236 | 41,316 | 48 | 21 | 27 | 2 | ... | 2 |
| | 1-2 ... | 60,213 | 29,715 | 30,498 | 60,145 | 29,684 | 30,461 | 64 | 26 | 44 | 4 | 1 | 3 |
| | 2-3 ... | 85,602 | 42,730 | 42,872 | 85,449 | 42,666 | 42,783 | 146 | 63 | 83 | 7 | 1 | 6 |
| | 3-4 ... | 86,716 | 43,058 | 43,658 | 86,532 | 43,008 | 43,524 | 175 | 44 | 131 | 9 | 6 | 3 |
| | 4-5 ... | 84,118 | 42,334 | 41,784 | 83,892 | 42,269 | 41,623 | 206 | 62 | 144 | 20 | 3 | 17 |
| | Total 0-5... | 399,251 | 199,094 | 200,157 | 398,570 | 198,873 | 199,697 | 639 | 216 | 423 | 42 | 11 | 31 |
| | 5-10 ... | 386,676 | 193,358 | 193,318 | 383,596 | 192,837 | 190,758 | 2,891 | 492 | 2,399 | 190 | 29 | 161 |
| | 10-15 ... | 338,133 | 175,992 | 162,141 | 312,646 | 173,862 | 138,784 | 24,641 | 1,952 | 22,689 | 846 | 78 | 768 |
| MUSALMAN. | 15-20 ... | 256,425 | 124,654 | 131,771 | 149,860 | 114,507 | 35,353 | 100,977 | 9,683 | 91,294 | 5,588 | 464 | 5,124 |
| | 20-25 ... | 260,880 | 119,493 | 141,387 | 78,243 | 71,466 | 6,777 | 169,952 | 45,952 | 124,000 | 12,685 | 2,075 | 10,610 |
| | 25-30 ... | 218,466 | 103,976 | 114,490 | 27,267 | 24,893 | 2,374 | 175,300 | 75,916 | 99,384 | 15,899 | 3,167 | 12,732 |
| | 30-35 ... | 203,664 | 95,374 | 108,290 | 9,291 | 7,811 | 1,480 | 170,744 | 84,193 | 86,551 | 23,629 | 3,370 | 20,259 |
| | 35-40 ... | 144,969 | 76,343 | 68,626 | 3,778 | 3,009 | 769 | 119,649 | 70,457 | 49,192 | 21,542 | 2,877 | 18,665 |
| | 40-45 ... | 158,298 | 76,029 | 82,269 | 3,058 | 2,192 | 866 | 117,568 | 70,000 | 47,568 | 37,672 | 3,837 | 33,835 |
| | 45-50 ... | 92,566 | 49,498 | 43,068 | 1,300 | 983 | 317 | 66,347 | 45,559 | 20,788 | 24,919 | 2,928 | 21,991 |
| | 50-55 ... | 110,458 | 53,097 | 57,361 | 1,416 | 1,042 | 374 | 66,414 | 46,983 | 19,431 | 42,628 | 5,072 | 37,556 |
| | 55-60 ... | 47,735 | 26,048 | 21,687 | 589 | 450 | 139 | 28,450 | 22,598 | 5,852 | 18,696 | 3,000 | 15,696 |
| | 60-65 ... | 75,445 | 35,415 | 40,030 | 813 | 580 | 233 | 35,319 | 28,956 | 6,363 | 39,313 | 5,879 | 33,434 |
| | 65-70 ... | 22,587 | 11,746 | 10,841 | 241 | 173 | 68 | 10,726 | 9,310 | 1,416 | 11,620 | 2,263 | 9,357 |
| | 70 and over... | 48,914 | 22,499 | 26,415 | 508 | 373 | 135 | 17,670 | 15,807 | 1,863 | 30,736 | 6,319 | 24,417 |
| | TOTAL ... | *1,208,515* | *595,235* | *613,280* | *607,057* | *333,687* | *273,370* | *494,642* | *242,344* | *252,298* | *106,816* | *19,204* | *87,612* |
| | 0-1 ... | 35,867 | 17,847 | 18,020 | 35,812 | 17,823 | 17,989 | 51 | 23 | 28 | 4 | 1 | 3 |
| | 1-2 ... | 25,104 | 12,484 | 12,620 | 25,069 | 12,474 | 12,595 | 35 | 10 | 25 | ... | ... | ... |
| | 2-3 ... | 36,668 | 18,224 | 18,444 | 36,595 | 18,201 | 18,394 | 69 | 22 | 47 | 4 | 1 | 3 |
| | 3-4 ... | 39,640 | 19,392 | 20,248 | 39,540 | 19,359 | 20,181 | 93 | 32 | 61 | 7 | 1 | 6 |
| | 4-5 ... | 35,438 | 17,899 | 17,539 | 35,317 | 17,853 | 17,464 | 114 | 46 | 68 | 7 | ... | 7 |
| | Total 0-5... | 172,717 | 85,846 | 86,871 | 172,333 | 85,710 | 86,623 | 362 | 133 | 229 | 22 | 3 | 19 |
| | 5-10 ... | 164,436 | 81,029 | 83,407 | 163,430 | 80,786 | 82,644 | 946 | 229 | 717 | 60 | 14 | 46 |
| | 10-15 ... | 145,101 | 74,042 | 71,059 | 138,244 | 73,245 | 64,999 | 6,666 | 777 | 5,889 | 191 | 20 | 171 |
| | 15-20 ... | 108,483 | 52,358 | 56,125 | 72,978 | 48,330 | 24,648 | 34,798 | 3,867 | 30,831 | 707 | 61 | 646 |
| CHRISTIAN. | 20-25 ... | 106,373 | 47,966 | 58,407 | 33,867 | 27,315 | 6,552 | 69,986 | 20,329 | 49,657 | 2,520 | 322 | 2,198 |
| | 25-30 ... | 99,288 | 47,163 | 52,125 | 12,732 | 10,030 | 2,702 | 81,798 | 36,336 | 45,462 | 4,758 | 797 | 3,961 |
| | 30-35 ... | 88,331 | 42,208 | 46,123 | 4,812 | 3,214 | 1,598 | 76,150 | 37,894 | 38,256 | 7,369 | 1,100 | 6,269 |
| | 35-40 ... | 67,060 | 34,819 | 32,241 | 2,670 | 1,683 | 987 | 56,589 | 31,980 | 24,609 | 7,801 | 1,156 | 6,645 |
| | 40-45 ... | 70,705 | 34,624 | 36,081 | 2,105 | 1,193 | 912 | 55,117 | 31,591 | 23,526 | 13,483 | 1,840 | 11,643 |
| | 45-50 ... | 45,972 | 24,096 | 21,876 | 1,244 | 694 | 550 | 34,160 | 21,633 | 12,527 | 10,568 | 1,769 | 8,799 |
| | 50-55 ... | 49,995 | 24,767 | 25,228 | 985 | 565 | 420 | 32,713 | 21,647 | 11,066 | 16,297 | 2,555 | 13,742 |
| | 55-60 ... | 24,522 | 13,104 | 11,418 | 522 | 293 | 229 | 15,095 | 11,061 | 4,034 | 8,905 | 1,750 | 7,155 |
| | 60-65 ... | 33,061 | 16,661 | 16,400 | 557 | 296 | 261 | 16,801 | 13,296 | 3,505 | 15,703 | 3,069 | 12,634 |
| | 65-70 ... | 11,432 | 5,982 | 5,450 | 214 | 129 | 85 | 5,435 | 4,418 | 1,017 | 5,783 | 1,435 | 4,348 |
| | 70 and over... | 21,039 | 10,570 | 10,469 | 364 | 204 | 160 | 8,026 | 7,053 | 973 | 12,649 | 3,313 | 9,336 |

This content downloaded from 106.51.163.168 on Wed, 05 Jun 2024 15:15:17 +00:00
All use subject to https://about.jstor.org/terms

# TABLE VII.

## Age, sex and civil condition Part I.—Provincial Summary—*continued.*

| RELIGIONS. | AGE. | POPULATION. | | | UNMARRIED. | | | MARRIED. | | | WIDOWED. | | |
|---|---|---|---|---|---|---|---|---|---|---|---|---|---|
| | | Persons. | Males. | Females. | Persons. | Males. | Females. | Persons. | Males. | Females. | Persons. | Males. | Females. |
| 1 | 2 | 3 | 4 | 5 | 6 | 7 | 8 | 9 | 10 | 11 | 12 | 13 | 14 |
| **MADRAS PRESIDENCY—*continued.*** | | | | | | | | | | | | | |
| ANIMISTIC | TOTAL ... | *638,466* | *320,936* | *317,530* | *317,039* | *173,304* | *143,735* | *277,142* | *136,165* | *140,977* | *44,285* | *11,467* | *32,818* |
| | 0-1 | 17,524 | 8,566 | 8,958 | 17,496 | 8,555 | 8,941 | 27 | 11 | 16 | 1 | .. | 1 |
| | 1-2 ... | 8,661 | 4,250 | 4,411 | 8,649 | 4,244 | 4,405 | 12 | 6 | 6 | .. | .. | .. |
| | 2-3 ... | 18,892 | 9,184 | 9,708 | 18,818 | 9,151 | 9,667 | 72 | 33 | 39 | 2 | .. | 2 |
| | 3-4 ... | 22,181 | 10,759 | 11,422 | 22,082 | 10,727 | 11,355 | 96 | 32 | 64 | 3 | .. | 3 |
| | 4-5 .. | 24,856 | 12,259 | 12,597 | 24,679 | 12,196 | 12,483 | 168 | 62 | 106 | 9 | 1 | 8 |
| | Total 0-5 ... | 92,114 | 45,018 | 47,096 | 91,724 | 44,873 | 46,851 | 375 | 144 | 231 | 15 | 1 | 14 |
| | 5-10 ... | 99,040 | 50,297 | 48,743 | 97,829 | 49,839 | 47,990 | 1,153 | 450 | 703 | 58 | 8 | 50 |
| | 10-15 ... | 67,923 | 36,141 | 31,782 | 63,468 | 35,050 | 28,418 | 4,317 | 1,061 | 3,256 | 138 | 30 | 108 |
| | 15-20 ... | 54,547 | 25,176 | 29,371 | 33,872 | 20,783 | 13,089 | 20,023 | 4,236 | 15,787 | 652 | 157 | 495 |
| | 20-25 ... | 56,355 | 24,580 | 31,775 | 15,418 | 11,738 | 3,680 | 39,336 | 12,330 | 27,006 | 1,601 | 512 | 1,089 |
| | 25-30 ... | 58,168 | 29,139 | 29,029 | 7,301 | 5,790 | 1,511 | 48,224 | 22,398 | 25,826 | 2,643 | 951 | 1,692 |
| | 30-35 .. | 54,425 | 26,743 | 27,682 | 3,321 | 2,491 | 830 | 47,184 | 23,139 | 24,045 | 3,920 | 1,113 | 2,807 |
| | 35-40 ... | 40,594 | 21,771 | 18,823 | 1,506 | 1,028 | 478 | 34,994 | 19,608 | 15,386 | 4,094 | 1,135 | 2,959 |
| | 40-45 | 39,975 | 21,664 | 18,311 | 1,107 | 714 | 393 | 32,043 | 19,362 | 12,681 | 6,825 | 1,588 | 5,237 |
| | 45-50 ... | 21,227 | 12,084 | 9,143 | 438 | 288 | 150 | 16,356 | 10,696 | 5,660 | 4,433 | 1,100 | 3,333 |
| | 50-55 ... | 21,789 | 11,717 | 10,072 | 474 | 335 | 139 | 15,043 | 9,932 | 5,111 | 6,272 | 1,450 | 4,822 |
| | 55-60 ... | 8,825 | 4,634 | 4,191 | 153 | 94 | 59 | 5,785 | 3,818 | 1,967 | 2,887 | 722 | 2,165 |
| | 60-65 ... | 13,142 | 6,730 | 6,412 | 235 | 154 | 81 | 7,099 | 5,299 | 1,800 | 5,808 | 1,277 | 4,531 |
| | 65-70 ... | 3,195 | 1,612 | 1,583 | 68 | 46 | 22 | 1,706 | 1,137 | 569 | 1,421 | 429 | 992 |
| | 70 and over .. | 7,147 | 3,630 | 3,517 | 125 | 81 | 44 | 3,504 | 2,555 | 949 | 3,518 | 994 | 2,524 |
| JAIN | TOTAL ... | *27,005* | *14,166* | *12,839* | *11,229* | *7,294* | *3,935* | *11,490* | *5,952* | *5,538* | *4,286* | *920* | *3,366* |
| | 0-1 ... | 561 | 271 | 290 | 558 | 271 | 287 | 3 | .. | 3 | .. | .. | .. |
| | 1-2 ... | 376 | 178 | 198 | 375 | 177 | 198 | 1 | 1 | .. | .. | .. | .. |
| | 2-3 ... | 567 | 278 | 289 | 566 | 277 | 289 | 1 | 1 | .. | .. | .. | .. |
| | 3-4 ... | 538 | 273 | 265 | 533 | 273 | 260 | 5 | .. | 5 | .. | .. | .. |
| | 4-5 ... | 529 | 246 | 283 | 527 | 244 | 283 | 2 | 2 | .. | .. | .. | .. |
| | Total 0-5 ... | 2,571 | 1,246 | 1,325 | 2,559 | 1,242 | 1,317 | 12 | 4 | 8 | .. | .. | .. |
| | 5-10 ... | 2,608 | 1,265 | 1,343 | 2,569 | 1,259 | 1,310 | 36 | 6 | 30 | 3 | .. | 3 |
| | 10-15 ... | 2,883 | 1,535 | 1,348 | 2,553 | 1,510 | 1,043 | 323 | 24 | 299 | 7 | 1 | 6 |
| | 15-20 .. | 2,429 | 1,354 | 1,075 | 1,434 | 1,246 | 188 | 964 | 108 | 856 | 31 | .. | 31 |
| | 20-25 ... | 2,511 | 1,355 | 1,156 | 948 | 916 | 32 | 1,459 | 425 | 1,034 | 104 | 14 | 90 |
| | 25-30 ... | 2,331 | 1,298 | 1,033 | 517 | 502 | 15 | 1,623 | 757 | 866 | 191 | 39 | 152 |
| | 30-35 ... | 2,163 | 1,132 | 1,001 | 251 | 245 | 6 | 1,620 | 850 | 770 | 292 | 67 | 225 |
| | 35-40 ... | 1,850 | 1,032 | 818 | 133 | 125 | 8 | 1,348 | 820 | 528 | 369 | 87 | 282 |
| | 40-45 ... | 1,686 | 914 | 772 | 87 | 82 | 5 | 1,183 | 747 | 436 | 416 | 85 | 331 |
| | 45-50 ... | 1,416 | 799 | 617 | 70 | 66 | 4 | 901 | 631 | 270 | 445 | 102 | 343 |
| | 50-55 ... | 1,359 | 666 | 693 | 50 | 48 | 2 | 727 | 500 | 227 | 582 | 118 | 464 |
| | 55-60 ... | 981 | 510 | 471 | 22 | 20 | 2 | 506 | 383 | 123 | 453 | 107 | 346 |
| | 60-65 ... | 1,031 | 507 | 524 | 22 | 21 | 1 | 423 | 361 | 62 | 586 | 125 | 461 |
| | 65-70 ... | 484 | 223 | 261 | 7 | 6 | 1 | 180 | 163 | 17 | 297 | 54 | 243 |
| | 70 and over... | 702 | 300 | 402 | 7 | 6 | 1 | 185 | 173 | 12 | 510 | 121 | 389 |
| BUDDHIST | TOTAL ... | *697* | *429* | *268* | *381* | *263* | *118* | *258* | *155* | *103* | *58* | *11* | *47* |
| | 0-1 ... | 18 | 6 | 12 | 18 | 6 | 12 | ... | ... | ... | ... | ... | ... |
| | 1-2 ... | 1 | .. | 1 | 1 | ... | 1 | ... | ... | ... | ... | ... | ... |
| | 2-3 ... | 12 | 5 | 7 | 12 | 5 | 7 | ... | ... | ... | ... | ... | ... |
| | 3-4 ... | 11 | 4 | 7 | 11 | 4 | 7 | ... | ... | ... | ... | ... | ... |
| | 4-5 ... | 16 | 9 | 7 | 15 | 9 | 6 | ... | ... | ... | 1 | ... | 1 |
| | Total 0-5 ... | 58 | 24 | 34 | 57 | 24 | 33 | ... | ... | ... | 1 | ... | 1 |
| | 5-10 ... | 68 | 37 | 31 | 66 | 35 | 31 | 2 | 2 | ... | ... | ... | ... |
| | 10-15 ... | 78 | 47 | 31 | 77 | 47 | 30 | 1 | ... | 1 | ... | ... | ... |
| | 15-20 ... | 83 | 57 | 26 | 63 | 51 | 12 | 19 | 6 | 13 | 1 | ... | 1 |
| | 20-25 ... | 98 | 71 | 27 | 63 | 59 | 4 | 33 | 12 | 21 | 2 | ... | 2 |
| | 25-30 ... | 99 | 61 | 38 | 33 | 30 | 3 | 59 | 30 | 29 | 7 | 1 | 6 |
| | 30-35 ... | 65 | 49 | 16 | 15 | 11 | 4 | 44 | 36 | 8 | 6 | 2 | 4 |
| | 35-40 ... | 29 | 15 | 14 | 3 | 3 | .. | 21 | 11 | 10 | 5 | 1 | 4 |
| | 40-45 ... | 39 | 21 | 18 | 1 | 1 | .. | 30 | 19 | 11 | 8 | 1 | 7 |
| | 45-50 ... | 32 | 18 | 14 | 2 | 1 | 1 | 21 | 17 | 4 | 9 | ... | 9 |
| | 50-55 ... | 24 | 10 | 14 | ... | ... | ... | 14 | 8 | 6 | 10 | 2 | 8 |
| | 55-60 ... | 10 | 9 | 1 | ... | ... | ... | 9 | 9 | .. | 1 | ... | 1 |
| | 60-65 ... | 6 | 5 | 1 | ... | ... | ... | 4 | 4 | ... | 2 | 1 | 1 |
| | 65-70 ... | 3 | 2 | 1 | ... | ... | ... | 1 | 1 | ... | 2 | 1 | 1 |
| | 70 and over... | 5 | 3 | 2 | 1 | 1 | ... | ... | ... | ... | 4 | 2 | 2 |
| PARSI | TOTAL .. | *489* | *250* | *239* | *256* | *127* | *129* | *203* | *109* | *94* | *30* | *14* | *16* |
| | 0-1 ... | 10 | 5 | 5 | 10 | 5 | 5 | ... | ... | ... | ... | ... | ... |
| | 1-2 ... | 5 | 1 | 4 | 5 | 1 | 4 | ... | ... | ... | ... | ... | ... |
| | 2-3 ... | 4 | 1 | 3 | 4 | 1 | 3 | ... | ... | ... | ... | ... | ... |
| | 3-4 ... | 10 | 2 | 8 | 10 | 2 | 8 | ... | ... | ... | ... | ... | ... |
| | 4-5 ... | 7 | 4 | 3 | 7 | 4 | 3 | ... | ... | ... | ... | ... | ... |
| | Total 0-5 ... | 36 | 13 | 23 | 36 | 13 | 23 | ... | ... | ... | ... | ... | ... |
| | 5-10 ... | 47 | 18 | 29 | 46 | 18 | 28 | 1 | ... | 1 | ... | ... | ... |
| | 10-15 ... | 52 | 19 | 33 | 51 | 19 | 32 | ... | ... | ... | 1 | ... | 1 |
| | 15-20 ... | 38 | 14 | 24 | 34 | 14 | 20 | 4 | ... | 4 | ... | ... | ... |
| | 20-25 .. | 44 | 27 | 17 | 29 | 19 | 10 | 15 | 8 | 7 | ... | ... | ... |
| | 25-30 ... | 55 | 31 | 24 | 24 | 19 | 5 | 30 | 12 | 18 | 1 | ... | 1 |
| | 30-35 ... | 55 | 31 | 24 | 15 | 10 | 5 | 39 | 20 | 19 | 1 | 1 | ... |
| | 35-40 ... | 43 | 27 | 16 | 9 | 6 | 3 | 31 | 20 | 11 | 3 | 1 | 2 |
| | 40-45 ... | 29 | 24 | 5 | 8 | 7 | 1 | 20 | 16 | 4 | 1 | 1 | ... |
| | 45-50 ... | 25 | 13 | 12 | 2 | 1 | 1 | 21 | 10 | 11 | 2 | 2 | ... |
| | 50-55 ... | 20 | 8 | 12 | 1 | .. | 1 | 14 | 7 | 7 | 5 | 1 | 4 |
| | 55-60 ... | 16 | 8 | 8 | ... | ... | ... | 13 | 7 | 6 | 3 | 1 | 2 |
| | 60-65 ... | 13 | 6 | 7 | 1 | 1 | ... | 7 | 3 | 4 | 5 | 2 | 3 |
| | 65-70 .. | 10 | 6 | 4 | ... | ... | ... | 6 | 4 | 2 | 4 | 2 | 2 |
| | 70 and over... | 6 | 5 | 1 | ... | ... | ... | 2 | 2 | ... | 4 | 3 | 1 |



This content downloaded from
106.51.163.168 on Wed, 05 Jun 2024 15:15:17 +00:00
All use subject to https://about.jstor.org/terms

# TABLE VII.

## Age, sex and civil condition. Part I.—Provincial Summary—*continued.*

| RELIGIONS. | AGE. | POPULATION. | | | UNMARRIED. | | | MARRIED. | | | WIDOWED. | | |
|---|---|---|---|---|---|---|---|---|---|---|---|---|---|
| | | Persons. | Males. | Females. | Persons. | Males. | Females. | Persons. | Males. | Females. | Persons. | Males. | Females. |
| 1 | 2 | 3 | 4 | 5 | 6 | 7 | 8 | 9 | 10 | 11 | 12 | 13 | 14 |
| **MADRAS PRESIDENCY—*continued.*** | | | | | | | | | | | | | |
| | TOTAL ... | *374* | *219* | *155* | *223* | *140* | *83* | *122* | *69* | *53* | *29* | *10* | *19* |
| | 0–1 ... | 8 | 4 | 4 | 8 | 4 | 4 | .. | .. | ... | ... | ... | ... |
| | 1–2 ... | 6 | 3 | 3 | 6 | 3 | 3 | ... | ... | ... | ... | ... | ... |
| | 2–3 ... | 6 | 2 | 4 | 6 | 2 | 4 | .. | .. | ... | ... | ... | ... |
| | 3–4 ... | 15 | 11 | 4 | 15 | 11 | 4 | ... | ... | ... | ... | ... | ... |
| | 4–5 ... | 10 | 5 | 5 | 10 | 5 | 5 | .. | .. | ... | ... | ... | ... |
| | Total 0–5 ... | 45 | 25 | 20 | 45 | 25 | 20 | ... | ... | ... | ... | ... | ... |
| | 5–10 ... | 68 | 33 | 35 | 67 | 33 | 34 | 1 | ... | 1 | ... | ... | ... |
| | 10–15 ... | 55 | 35 | 20 | 55 | 35 | 20 | ... | .. | ... | ... | ... | ... |
| | 15–20 ... | 39 | 20 | 19 | 27 | 20 | 7 | 12 | ... | 12 | ... | ... | ... |
| BRAHMO ... | 20–25 ... | 31 | 15 | 16 | 14 | 12 | 2 | 15 | 3 | 12 | 2 | ... | 2 |
| | 25–30 ... | 27 | 17 | 10 | 4 | 4 | ... | 20 | 12 | 8 | 3 | 1 | 2 |
| | 30–35 ... | 31 | 24 | 7 | 6 | 6 | ... | 22 | 16 | 6 | 3 | 2 | 1 |
| | 35–40 ... | 23 | 14 | 9 | 1 | 1 | ... | 20 | 11 | 9 | 2 | 2 | ... |
| | 40–45 ... | 26 | 20 | 6 | 2 | 2 | ... | 18 | 16 | 2 | 6 | 2 | 4 |
| | 45–50 ... | 10 | 8 | 2 | 1 | 1 | ... | 7 | 6 | 1 | 2 | 1 | 1 |
| | 50–55 ... | 5 | 2 | 3 | ... | ... | ... | 3 | 2 | 1 | 2 | ... | 2 |
| | 55–60 ... | 7 | 4 | 3 | 1 | 1 | ... | 3 | 3 | ... | 3 | ... | 3 |
| | 60–65 ... | 3 | 1 | 2 | ... | ... | ... | ... | ... | ... | 3 | 1 | 2 |
| | 65–70 ... | 1 | ... | 1 | ... | ... | ... | 1 | ... | 1 | ... | ... | ... |
| | 70 and over. ... | 3 | 1 | 2 | ... | ... | ... | ... | ... | ... | 3 | 1 | 2 |
| | TOTAL ... | *71* | *39* | *32* | *46* | *26* | *20* | *20* | *11* | *9* | *5* | *2* | *3* |
| | 0–1 ... | 5 | 2 | 3 | 5 | 2 | 3 | ... | ... | ... | ... | ... | ... |
| | 1–2 ... | 2 | 2 | ... | 2 | 2 | ... | ... | ... | ... | ... | ... | ... |
| | 2–3 ... | ... | ... | ... | ... | ... | ... | ... | ... | ... | ... | ... | ... |
| | 3–4 ... | 2 | ... | 2 | 2 | ... | 2 | ... | ... | ... | ... | ... | ... |
| | 4–5 ... | 1 | 1 | ... | 1 | 1 | ... | ... | ... | ... | ... | ... | ... |
| | Total 0–5 ... | 10 | 5 | 5 | 10 | 5 | 5 | ... | ... | ... | ... | ... | ... |
| | 5–10 ... | 8 | 3 | 5 | 8 | 3 | 5 | ... | ... | ... | ... | ... | ... |
| | 10–15 ... | 7 | 2 | 5 | 7 | 2 | 5 | ... | ... | ... | ... | ... | ... |
| | 15–20 ... | 6 | 2 | 4 | 4 | 1 | 3 | 2 | 1 | 1 | ... | ... | ... |
| JEW | 20–25 ... | 5 | 3 | 2 | 4 | 3 | 1 | 1 | ... | 1 | ... | ... | ... |
| | 25–30 ... | 9 | 6 | 3 | 6 | 5 | 1 | 3 | 1 | 2 | ... | ... | ... |
| | 30–35 ... | 5 | 2 | 3 | 1 | 1 | ... | 4 | 1 | 3 | ... | ... | ... |
| | 35–40 ... | 7 | 6 | 1 | 3 | 3 | ... | 3 | 3 | ... | 1 | ... | 1 |
| | 40–45 ... | 1 | 1 | ... | ... | ... | ... | 1 | 1 | ... | ... | ... | ... |
| | 45–50 ... | 2 | 2 | ... | 2 | 2 | ... | ... | ... | ... | ... | ... | ... |
| | 50–55 ... | 5 | 3 | 2 | 1 | 1 | ... | 3 | 2 | 1 | 1 | ... | 1 |
| | 55–60 ... | ... | ... | ... | ... | ... | ... | ... | ... | ... | ... | ... | ... |
| | 60–65 ... | 1 | ... | 1 | ... | ... | ... | 1 | ... | 1 | ... | ... | ... |
| | 65–70 ... | 2 | 1 | 1 | ... | ... | ... | ... | ... | ... | 2 | 1 | 1 |
| | 70 and over. | 3 | 3 | ... | ... | ... | ... | 2 | 2 | ... | 1 | 1 | ... |
| | TOTAL ... | *21* | *21* | ... | *21* | *21* | ... | ... | ... | ... | ... | ... | ... |
| | 0–1 ... | ... | ... | ... | ... | ... | ... | ... | ... | ... | ... | ... | ... |
| | 1–2 ... | ... | ... | ... | ... | ... | ... | ... | ... | ... | ... | ... | ... |
| | 2–3 ... | ... | ... | ... | ... | ... | ... | ... | ... | ... | ... | ... | ... |
| | 3–4 ... | ... | ... | ... | ... | ... | ... | ... | ... | ... | ... | ... | ... |
| | 4–5 ... | ... | ... | ... | ... | ... | ... | ... | ... | ... | ... | ... | ... |
| | Total 0–5 ... | ... | ... | ... | ... | ... | ... | ... | ... | ... | ... | ... | ... |
| | 5–10 ... | ... | ... | ... | ... | ... | ... | ... | ... | ... | ... | ... | ... |
| | 10–15 ... | ... | ... | ... | ... | ... | ... | ... | ... | ... | ... | ... | ... |
| | 15–20 ... | 1 | 1 | ... | 1 | 1 | ... | ... | ... | ... | ... | ... | ... |
| CONFUCIAN | 20–25 ... | 10 | 10 | ... | 10 | 10 | ... | ... | ... | ... | ... | ... | ... |
| | 25–30 ... | 3 | 3 | ... | 3 | 3 | ... | ... | ... | ... | ... | ... | ... |
| | 30–35 ... | 5 | 5 | ... | 5 | 5 | ... | ... | ... | ... | ... | ... | ... |
| | 35–40 ... | 1 | 1 | ... | 1 | 1 | ... | ... | ... | ... | ... | ... | ... |
| | 40–45 ... | 1 | 1 | ... | 1 | 1 | ... | ... | ... | ... | ... | ... | ... |
| | 45–50 ... | ... | ... | ... | ... | ... | ... | ... | ... | ... | ... | ... | ... |
| | 50–55 ... | ... | ... | ... | ... | ... | ... | ... | ... | ... | ... | ... | ... |
| | 55–60 ... | ... | ... | ... | ... | ... | ... | ... | ... | ... | ... | ... | ... |
| | 60–65 ... | ... | ... | ... | ... | ... | ... | ... | ... | ... | ... | ... | ... |
| | 65–70 ... | ... | ... | ... | ... | ... | ... | ... | ... | ... | ... | ... | ... |
| | 70 and over. | ... | ... | ... | ... | ... | ... | ... | ... | ... | ... | ... | ... |
| | TOTAL ... | *14* | *7* | *7* | *8* | *4* | *4* | *5* | *3* | *2* | *1* | ... | *1* |
| | 0–1 ... | ... | ... | ... | ... | ... | ... | ... | ... | ... | ... | ... | ... |
| | 1–2 ... | 1 | 1 | ... | 1 | 1 | ... | ... | ... | ... | ... | ... | ... |
| | 2–3 ... | ... | ... | ... | ... | ... | ... | ... | ... | ... | ... | ... | ... |
| | 3–4 ... | 1 | ... | 1 | 1 | ... | 1 | ... | ... | ... | ... | ... | ... |
| | 4–5 ... | ... | ... | ... | ... | ... | ... | ... | ... | ... | ... | ... | ... |
| | Total 0–5 ... | 2 | 1 | 1 | 2 | 1 | 1 | ... | ... | ... | ... | ... | ... |
| | 5–10 ... | 4 | 2 | 2 | 4 | 2 | 2 | ... | ... | ... | ... | ... | ... |
| | 10–15 ... | 1 | 1 | ... | 1 | 1 | ... | ... | ... | ... | ... | ... | ... |
| | 15–20 ... | ... | ... | ... | ... | ... | ... | ... | ... | ... | ... | ... | ... |
| ATHEIST ... | 20–25 ... | 2 | ... | 2 | 1 | ... | 1 | 1 | ... | 1 | ... | ... | ... |
| | 25–30 ... | ... | ... | ... | ... | ... | ... | ... | ... | ... | ... | ... | ... |
| | 30–35 ... | 1 | ... | 1 | ... | ... | ... | 1 | ... | 1 | ... | ... | ... |
| | 35–40 ... | ... | ... | ... | ... | ... | ... | ... | ... | ... | ... | ... | ... |
| | 40–45 ... | ... | ... | ... | ... | ... | ... | ... | ... | ... | ... | ... | ... |
| | 45–50 ... | 1 | 1 | ... | ... | ... | ... | 1 | 1 | ... | ... | ... | ... |
| | 50–55 ... | 2 | 1 | 1 | ... | ... | ... | 1 | 1 | ... | 1 | ... | 1 |
| | 55–60 ... | ... | ... | ... | ... | ... | ... | ... | ... | ... | ... | ... | ... |
| | 60–65 ... | ... | ... | ... | ... | ... | ... | ... | ... | ... | ... | ... | ... |
| | 65–70 ... | 1 | 1 | ... | ... | ... | ... | 1 | 1 | ... | ... | ... | ... |
| | 70 and over. | ... | ... | ... | ... | ... | ... | ... | ... | ... | ... | ... | ... |

This content downloaded from 106.51.163.168 on Wed, 05 Jun 2024 15:15:17 +00:00
All use subject to https://about.jstor.org/terms

# TABLE VII.

## Age, sex and civil condition. Part I.—Provincial Summary—*continued.*

| RELIGIONS. | AGE. | POPULATION. | | | UNMARRIED. | | | MARRIED. | | | WIDOWED. | | |
|---|---|---|---|---|---|---|---|---|---|---|---|---|---|
| | | Persons. | Males. | Females. | Persons. | Males. | Females. | Persons. | Males. | Females. | Persons. | Males. | Females. |
| 1 | 2 | 3 | 4 | 5 | 6 | 7 | 8 | 9 | 10 | 11 | 12 | 13 | 14 |
| **MADRAS PRESIDENCY—*concluded.*** | | | | | | | | | | | | | |
| SIKH | TOTAL | 7 | 5 | 2 | 3 | 3 | ... | 4 | 2 | 2 | ... | ... | ... |
| | 0-1 | ... | ... | ... | ... | ... | ... | ... | ... | ... | ... | ... | ... |
| | 1-2 | ... | ... | ... | ... | ... | ... | ... | ... | ... | ... | ... | ... |
| | 2-3 | ... | ... | ... | ... | ... | ... | ... | ... | ... | ... | ... | ... |
| | 3-4 | ... | ... | ... | ... | ... | ... | ... | ... | ... | ... | ... | ... |
| | 4-5 | ... | ... | ... | ... | ... | ... | ... | ... | ... | ... | ... | ... |
| | Total 0-5 | ... | ... | ... | ... | ... | ... | ... | ... | ... | ... | ... | ... |
| | 5-10 | ... | ... | ... | ... | ... | ... | ... | ... | ... | ... | ... | ... |
| | 10-15 | 1 | 1 | ... | 1 | 1 | ... | ... | ... | ... | ... | ... | ... |
| | 15-20 | ... | ... | ... | ... | ... | ... | ... | ... | ... | ... | ... | ... |
| | 20-25 | ... | ... | ... | ... | ... | ... | ... | ... | ... | ... | ... | ... |
| | 25-30 | 2 | 2 | ... | 2 | 2 | ... | ... | ... | ... | ... | ... | ... |
| | 30-35 | ... | ... | ... | ... | ... | ... | ... | ... | ... | ... | ... | ... |
| | 35-40 | ... | ... | ... | ... | ... | ... | ... | ... | ... | ... | ... | ... |
| | 40-45 | 2 | 2 | ... | ... | ... | ... | 2 | 2 | ... | ... | ... | ... |
| | 45-50 | 2 | ... | 2 | ... | ... | ... | 2 | ... | 2 | ... | ... | ... |
| | 50-55 | ... | ... | ... | ... | ... | ... | ... | ... | ... | ... | ... | ... |
| | 55-60 | ... | ... | ... | ... | ... | ... | ... | ... | ... | ... | ... | ... |
| | 60-65 | ... | ... | ... | ... | ... | ... | ... | ... | ... | ... | ... | ... |
| | 65-70 | ... | ... | ... | ... | ... | ... | ... | ... | ... | ... | ... | ... |
| | 70 and over... | ... | ... | ... | ... | ... | ... | ... | ... | ... | ... | ... | ... |

This content downloaded from
106.51.163.168 on Wed, 05 Jun 2024 15:15:17 +00:00
All use subject to https://about.jstor.org/terms

# TABLE VII.

## Age, sex and civil condition. Part I.—Provincial Summary—*continued*.

| RELIGIONS. | AGE. | POPULATION. | | | UNMARRIED. | | | MARRIED. | | | WIDOWED. | | |
|---|---|---|---|---|---|---|---|---|---|---|---|---|---|
| | | Persons. | Males. | Females. | Persons. | Males. | Females. | Persons. | Males. | Females | Persons. | Males. | Females. |
| 1 | 2 | 3 | 4 | 5 | 6 | 7 | 8 | 9 | 10 | 11 | 12 | 13 | 14 |
| | | **BRITISH TERRITORY.** | | | | | | | | | | | |
| ALL RELIGIONS. | TOTAL ... | *41,405,404* | *20,382,955* | *21,022,449* | *18,694,745* | *10,862,162* | *7,832,583* | *18,021,266* | *8,734,806* | *9,286,460* | *4,689,393* | *785,987* | *3,903,406* |
| | 0-1 ... | 1,178,725 | 581,536 | 597,189 | 1,177,238 | 580,895 | 596,343 | 1,436 | 627 | 809 | 51 | 14 | 37 |
| | 1-2 ... | 725,199 | 352,865 | 372,334 | 723,897 | 352,393 | 371,504 | 1,255 | 461 | 794 | 47 | 11 | 36 |
| | 2-3 ... | 1,174,191 | 575,851 | 598,337 | 1,170,242 | 574,608 | 595,634 | 3,818 | 1,210 | 2,608 | 131 | 36 | 95 |
| | 3-4 ... | 1,291,751 | 629,108 | 662,643 | 1,285,463 | 627,491 | 657,972 | 6,090 | 1,569 | 4,521 | 198 | 48 | 150 |
| | 4-5 ... | 1,167,111 | 577,212 | 589,899 | 1,156,396 | 574,927 | 581,469 | 10,224 | 2,239 | 7,985 | 491 | 76 | 415 |
| | Total 0-5. | 5,536,977 | 2,716,605 | 2,820,371 | 5,513,236 | 2,710,314 | 2,802,922 | 22,823 | 6,106 | 16,717 | 918 | 185 | 733 |
| | 5-10 | 5,478,875 | 2,719,251 | 2,759,124 | 5,304,398 | 2,693,690 | 2,610,708 | 169,124 | 24,721 | 144,403 | 5,153 | 840 | 4,313 |
| | 10-15 | 4,783,768 | 2,488,739 | 2,295,029 | 4,087,958 | 2,392,606 | 1,695,352 | 674,143 | 93,763 | 580,380 | 21,667 | 2,370 | 19,297 |
| | 15-20 | 3,565,464 | 1,786,461 | 1,779,003 | 1,994,097 | 1,516,127 | 478,870 | 1,507,702 | 264,907 | 1,242,795 | 62,765 | 5,427 | 57,338 |
| | 20-25 | 3,659,493 | 1,666,171 | 1,993,322 | 983,484 | 871,853 | 111,631 | 2,518,349 | 773,960 | 1,744,389 | 157,660 | 20,358 | 137,302 |
| | 25-30 | 3,371,323 | 1,615,737 | 1,755,586 | 397,556 | 353,390 | 44,166 | 2,746,432 | 1,224,619 | 1,521,813 | 227,635 | 37,728 | 189,907 |
| | 30-35 | 3,235,354 | 1,519,466 | 1,715,888 | 165,697 | 136,306 | 29,391 | 2,699,340 | 1,332,332 | 1,367,008 | 370,317 | 50,828 | 319,489 |
| | 35-40 | 2,319,162 | 1,200,441 | 1,118,721 | 73,564 | 58,175 | 15,389 | 1,909,725 | 1,092,122 | 817,603 | 335,873 | 50,344 | 285,529 |
| | 40-45 | 2,688,861 | 1,409,728 | 1,279,133 | 64,965 | 49,226 | 15,739 | 1,995,875 | 1,178,223 | 817,652 | 628,021 | 82,279 | 545,742 |
| | 45-50 | 1,579,038 | 834,930 | 744,108 | 30,678 | 22,805 | 7,873 | 1,124,276 | 743,421 | 380,855 | 424,084 | 68,704 | 355,380 |
| | 50-55 | 1,908,022 | 924,872 | 983,150 | 32,522 | 24,266 | 8,256 | 1,144,965 | 787,626 | 357,339 | 730,535 | 112,980 | 617,555 |
| | 55-60 | 839,235 | 443,441 | 395,794 | 13,150 | 10,039 | 3,111 | 485,864 | 366,246 | 119,618 | 340,221 | 67,156 | 273,065 |
| | 60-65 | 1,272,879 | 600,920 | 671,959 | 17,244 | 12,396 | 4,848 | 577,118 | 464,573 | 112,545 | 678,517 | 123,951 | 554,566 |
| | 65-70 | 380,924 | 191,301 | 189,623 | 4,689 | 3,344 | 1,345 | 170,682 | 141,391 | 29,291 | 205,553 | 46,566 | 158,987 |
| | 70 and over | 785,929 | 364,692 | 421,237 | 10,607 | 7,625 | 2,982 | 274,848 | 240,796 | 34,052 | 500,474 | 116,271 | 384,203 |
| HINDU. | TOTAL ... | *36,806,604* | *18,108,939* | *18,697,665* | *16,406,953* | *9,565,052* | *6,841,901* | *16,147,489* | *7,830,301* | *8,317,188* | *4,252,162* | *713,586* | *3,538,576* |
| | 0-1 ... | 1,043,319 | 514,169 | 529,150 | 1,041,968 | 513,584 | 528,384 | 1,307 | 572 | 735 | 44 | 13 | 31 |
| | 1-2 ... | 631,650 | 306,650 | 324,994 | 630,464 | 306,222 | 324 242 | 1,143 | 424 | 719 | 43 | 10 | 33 |
| | 2-3 ... | 1,033,603 | 506,045 | 527,650 | 1,030,043 | 504,920 | 525,123 | 3,533 | 1,091 | 2,442 | 119 | 34 | 85 |
| | 3-4 ... | 1,144,031 | 556,271 | 587,760 | 1,138,125 | 554,767 | 583,358 | 5,727 | 1,463 | 4,264 | 179 | 41 | 138 |
| | 4-5 ... | 1,023,324 | 505,073 | 518,251 | 1,013,131 | 502,932 | 510,199 | 9,738 | 2,066 | 7,669 | 455 | 72 | 383 |
| | Total 0-5. | 4,876,079 | 2,388,214 | 2,487,805 | 4,853,731 | 2,382,425 | 2,471,306 | 21,448 | 5,619 | 15,829 | 840 | 170 | 670 |
| | 5-10 | 4,831,593 | 2,396,025 | 2,435,568 | 4,662,600 | 2,371,681 | 2,290,919 | 164,151 | 23,555 | 140,596 | 4,842 | 789 | 4,053 |
| | 10-15 | 4,234,255 | 2,203,385 | 2,030,910 | 3,575,332 | 2,111,171 | 1,464,161 | 638,471 | 89,973 | 548,498 | 20,492 | 2,241 | 18,251 |
| | 15-20 | 3,146,737 | 1,584,406 | 1,562,331 | 1,738,680 | 1,332,602 | 406,078 | 1,352,246 | 247,057 | 1,105,189 | 55,811 | 4,747 | 51,064 |
| | 20-25 | 3,236,716 | 1,474,240 | 1,762,476 | 855,839 | 761,180 | 94 659 | 2,240,022 | 695,611 | 1,544,411 | 140,855 | 17,449 | 123,406 |
| | 25-30 | 2,996,472 | 1,435,563 | 1,560,909 | 349,985 | 312,400 | 37,585 | 2,442,187 | 1,090,374 | 1 351,813 | 204,300 | 32,789 | 171,511 |
| | 30-35 | 2,889,549 | 1,355,237 | 1,534,309 | 148,104 | 122,611 | 25,493 | 2,406,101 | 1,187,420 | 1,218 681 | 335,341 | 45,206 | 290,135 |
| | 35-40 | 2,066,826 | 1,067,758 | 999,068 | 65,499 | 52,343 | 13,156 | 1,698,996 | 970,311 | 728,685 | 302,331 | 45,104 | 257,227 |
| | 40-45 | 2,429,629 | 1,177,549 | 1,243,080 | 58,648 | 45,065 | 13,583 | 1,791,803 | 1,057,505 | 734,298 | 570,178 | 74,979 | 495,199 |
| | 45-50 | 1,419,442 | 749,270 | 670,172 | 27,636 | 20,781 | 6,855 | 1,007,663 | 665,624 | 342,039 | 384,143 | 62,865 | 321,278 |
| | 50-55 | 1,726,242 | 835,487 | 890,755 | 29,626 | 22,298 | 7,328 | 1,031,186 | 709,326 | 321,860 | 665,430 | 103,863 | 561,567 |
| | 55-60 | 758,061 | 399,640 | 358,421 | 11,870 | 9,188 | 2,682 | 436,584 | 328,824 | 107,760 | 309,607 | 61,628 | 247,979 |
| | 60-65 | 1,151,473 | 542,194 | 609,279 | 15,631 | 11,351 | 4,280 | 518,068 | 417.128 | 100,940 | 617,774 | 113,715 | 504,059 |
| | 65-70 | 343,583 | 171,914 | 171,669 | 4,161 | 2,992 | 1,169 | 152,806 | 126,510 | 26 296 | 186,616 | 42,412 | 144,204 |
| | 70 and over | 708,970 | 328,057 | 380,913 | 9,611 | 6,964 | 2,647 | 245,757 | 215,464 | 30,293 | 453,602 | 105,829 | 347,773 |
| MUSALMAN. | TOTAL ... | *2,740,408* | *1,351,119* | *1,389,289* | *1,359,692* | *786,724* | *572,968* | *1,097,267* | *523,355* | *573,912* | *283,449* | *41,040* | *242,409* |
| | 0-1 ... | 81,879 | 40,904 | 40,975 | 81,829 | 40,883 | 40,946 | 48 | 21 | 27 | 2 | ... | |
| | 1-2 ... | 59,723 | 29,447 | 30,276 | 59,655 | 29,426 | 30,229 | 64 | 20 | 44 | 4 | 1 | |
| | 2-3 ... | 84,857 | 42,379 | 42,478 | 84,706 | 42,315 | 42,391 | 145 | 63 | 82 | 6 | 1 | |
| | 3-4 ... | 85,877 | 42,659 | 43,218 | 85,697 | 42,610 | 43,087 | 171 | 43 | 128 | 9 | 6 | |
| | 4-5 ... | 83,386 | 41,979 | 41,407 | 83,163 | 41,914 | 41,249 | 204 | 62 | 42 | 19 | 3 | 16 |
| | Total 0-5. | 395,722 | 197,368 | 198,354 | 395,050 | 197,148 | 197,902 | 632 | 209 | 423 | 40 | 11 | 29 |
| | 5-10 | 383,175 | 191,677 | 191,498 | 380,129 | 191,160 | 188,969 | 2,856 | 488 | 2,368 | 190 | 29 | 161 |
| | 10-15 | 335,377 | 174,578 | 160,799 | 310,106 | 172,561 | 137,545 | 24,428 | 1,939 | 22,489 | 843 | 78 | 765 |
| | 15-20 | 254,570 | 123,839 | 130,731 | 148,873 | 113,759 | 35,114 | 100,126 | 9,616 | 90,510 | 5,571 | 464 | 5,107 |
| | 20-25 | 258,679 | 118,492 | 140,187 | 77,637 | 70,897 | 6,740 | 168,435 | 45,530 | 122,905 | 12,607 | 2,065 | 10,542 |
| | 25-30 | 216,566 | 103,087 | 113,479 | 27,078 | 24,716 | 2,362 | 173,688 | 75,214 | 98,474 | 15,800 | 3,157 | 12,643 |
| | 30-35 | 201,939 | 94,581 | 107,358 | 9,219 | 7,751 | 1,468 | 169,232 | 83,475 | 85,757 | 23,488 | 3,355 | 20,133 |
| | 35-40 | 143,774 | 75,733 | 68,041 | 3,753 | 2,991 | 762 | 118,641 | 69,875 | 48 766 | 21,380 | 2,867 | 18,513 |
| | 40-45 | 156,795 | 75,354 | 81,441 | 3,029 | 2,173 | 856 | 116,459 | 69,371 | 47,088 | 37,307 | 3,810 | 33,497 |
| | 45-50 | 91,737 | 49,056 | 42,681 | 1,295 | 979 | 316 | 65,753 | 45,184 | 20,569 | 24,689 | 2,893 | 21,796 |
| | 50-55 | 109,381 | 52,581 | 56,800 | 1,392 | 1,024 | 368 | 65,782 | 46,537 | 19,245 | 42,207 | 5,020 | 37,187 |
| | 55-60 | 47,241 | 25,769 | 21,472 | 585 | 446 | 139 | 28,137 | 22,348 | 5,789 | 18,619 | 2.975 | 15,644 |
| | 60-65 | 74,660 | 35,071 | 39,589 | 802 | 575 | 227 | 34,971 | 28,687 | 6,284 | 38,887 | 5 809 | 33,078 |
| | 65-70 | 22,395 | 11,652 | 10,743 | 241 | 173 | 68 | 10,636 | 9,230 | 1,406 | 11,518 | 2,249 | 9,269 |
| | 70 and over | 48,397 | 22,281 | 26,116 | 503 | 371 | 132 | 17,491 | 15,652 | 1,839 | 30,403 | 6,258 | 24,145 |
| CHRISTIAN. | TOTAL ... | *1,191,265* | *586,836* | *604,430* | *598,904* | *329,210* | *269,694* | *487,272* | *238,689* | *248,583* | *105,090* | *18,937* | *86,153* |
| | 0-1 ... | 35,401 | 17,609 | 17,792 | 35,346 | 17,585 | 17,761 | 51 | 23 | 28 | 4 | 1 | |
| | 1-2 ... | 24,774 | 12,327 | 12,447 | 24,739 | 12,317 | 12,422 | 35 | 10 | 25 | ... | ... | |
| | 2-3 ... | 38,159 | 17,960 | 18,199 | 38,088 | 17,937 | 18,151 | 67 | 22 | 45 | 4 | 1 | |
| | 3-4 ... | 39,085 | 19,129 | 19,956 | 38,987 | 19,097 | 19,890 | 91 | 31 | 60 | 7 | 1 | |
| | 4-5 ... | 34,982 | 17,666 | 17,316 | 34,863 | 17,622 | 17,241 | 112 | 44 | 68 | 7 | ... | |
| | Total 0-5. | 170,401 | 84,691 | 85,710 | 170,023 | 84,558 | 85,465 | 356 | 130 | 226 | 22 | 3 | 19 |
| | 5-10 | 162,065 | 79,894 | 82,171 | 161,081 | 79,660 | 81,421 | 924 | 220 | 704 | 60 | 14 | 46 |
| | 10-15 | 143,100 | 72,997 | 70,103 | 136,311 | 72,211 | 64,100 | 6,603 | 766 | 5,837 | 186 | 20 | 166 |
| | 15-20 | 107,016 | 51,594 | 55,422 | 72,010 | 47,651 | 24,359 | 34,307 | 3,884 | 30,423 | 699 | 59 | 640 |
| | 20-25 | 105,047 | 47,383 | 57,664 | 33,523 | 27,021 | 6,502 | 69,035 | 20,044 | 48,991 | 2,489 | 318 | 2,171 |
| | 25-30 | 97,891 | 46,530 | 51,361 | 12,603 | 9,919 | 2,684 | 80,598 | 35,821 | 44,777 | 4,690 | 790 | 3,900 |
| | 30-35 | 87,119 | 41,632 | 45,487 | 4,760 | 3,175 | 1,585 | 75,093 | 37,375 | 37,718 | 7,266 | 1,082 | 6,184 |
| | 35-40 | 66,016 | 34,284 | 31,732 | 2,656 | 1,674 | 982 | 55,671 | 31,463 | 24,208 | 7,689 | 1,147 | 6,542 |
| | 40-45 | 60,680 | 34,179 | 35,501 | 2,083 | 1,182 | 901 | 54,317 | 31,184 | 23,133 | 13,280 | 1,813 | 11,467 |
| | 45-50 | 45,145 | 23,679 | 21,466 | 1,232 | 686 | 546 | 33,551 | 21,252 | 12,299 | 10,362 | 1,741 | 8,621 |
| | 50-55 | 49,196 | 24,398 | 24,798 | 978 | 560 | 418 | 32,193 | 21,312 | 10,881 | 16,025 | 2,526 | 13,499 |
| | 55-60 | 24,094 | 12,867 | 11,227 | 519 | 290 | 229 | 14,827 | 10,854 | 3,973 | 8,748 | 1,723 | 7,025 |
| | 60-65 | 32,550 | 16,406 | 16,144 | 553 | 294 | 259 | 16,545 | 13,091 | 3,454 | 15,452 | 3,021 | 12,431 |
| | 65-70 | 11,250 | 5,890 | 5,360 | 212 | 127 | 85 | 5,845 | 4,345 | 1,000 | 5,193 | 1,418 | 4,775 |
| | 70 and over | 20,690 | 10,412 | 10,284 | 360 | 202 | 158 | 7,907 | 6,948 | 959 | 12,429 | 3,262 | 9,167 |

This content downloaded from 106.51.163.168 on Wed, 05 Jun 2024 15:15:17 +00:00
All use subject to https://about.jstor.org/terms

# TABLE VII.

## Age, sex and civil condition. Part I.—Provincial Summary—*continued.*

| RELIGIONS. | AGE | POPULATION. | | | UNMARRIED. | | | MARRIED. | | | WIDOWED. | | |
|---|---|---|---|---|---|---|---|---|---|---|---|---|---|
| | | Persons. | Males. | Females. | Persons | Males. | Females. | Persons. | Males. | Females. | Persons. | Males. | Females. |
| 1 | 2 | 3 | 4 | 5 | 6 | 7 | 8 | 9 | 10 | 11 | 12 | 13 | 14 |
| | | | | | | **BRITISH TERRITORY—*continued.*** | | | | | | | |
| ANIMISTIC | TOTAL ... | *638,463* | *320,934* | *317,529* | *317,039* | *173,304* | *143,735* | *277,140* | *136,163* | *140,977* | *44,284* | *11,467* | *32,817* |
| | 0-1 ... | 17,524 | 8,566 | 8,958 | 17,496 | 8,555 | 8,941 | 27 | 11 | 16 | 1 | ... | 1 |
| | 1-2 ... | 8,661 | 4,250 | 4,411 | 8,649 | 4,244 | 4,405 | 12 | 6 | 6 | ... | ... | ... |
| | 2-3 ... | 18,892 | 9,184 | 9,708 | 18,818 | 9,151 | 9,667 | 72 | 33 | 39 | 2 | ... | 2 |
| | 3-4 ... | 22,181 | 10,759 | 11,422 | 22,082 | 10,727 | 11,355 | 96 | 32 | 64 | 3 | ... | 3 |
| | 4-5 ... | 24,856 | 12,259 | 12,597 | 24,678 | 12,196 | 12,483 | 182 | 82 | 106 | 9 | 1 | 8 |
| | Total 0-5 ... | 92,114 | 45,018 | 47,096 | 91,724 | 44,873 | 46,851 | 375 | 144 | 231 | 15 | 1 | 14 |
| | 5-10 ... | 99,040 | 50,297 | 48,743 | 97,829 | 49,830 | 47,999 | 1,153 | 450 | 703 | 58 | 8 | 50 |
| | 10-15 ... | 67,923 | 36,141 | 31,782 | 63,466 | 35,050 | 28,418 | 4,317 | 1,061 | 3,256 | 138 | 30 | 108 |
| | 15-20 ... | 54,547 | 25,176 | 29,371 | 33,872 | 20,783 | 13,089 | 20,023 | 4,236 | 15,787 | 652 | 157 | 495 |
| | 20-25 ... | 56,354 | 24,579 | 31,775 | 15,418 | 11,738 | 3,680 | 39,335 | 12,329 | 27,006 | 1,601 | 512 | 1,089 |
| | 25-30 ... | 58,168 | 29,139 | 29,029 | 7,301 | 5,790 | 1,511 | 48,224 | 22,398 | 25,826 | 2,643 | 951 | 1,692 |
| | 30-35 ... | 54,425 | 26,743 | 27,682 | 3,321 | 2,491 | 830 | 47,184 | 23,139 | 24,045 | 3,920 | 1,113 | 2,807 |
| | 35-40 ... | 40,594 | 21,771 | 18,823 | 1,506 | 1,028 | 478 | 34,994 | 19,608 | 15,386 | 4,094 | 1,135 | 2,959 |
| | 40-45 ... | 39,975 | 21,664 | 18,311 | 1,107 | 714 | 393 | 32,043 | 19,362 | 12,681 | 6,825 | 1,588 | 5,237 |
| | 45-50 ... | 21,226 | 12,084 | 9,142 | 438 | 288 | 150 | 16,356 | 10,690 | 5,660 | 4,432 | 1,100 | 3,332 |
| | 50-55 ... | 21,788 | 11,716 | 10,072 | 474 | 335 | 139 | 15,042 | 9,931 | 5,111 | 6,272 | 1,450 | 4,822 |
| | 55-60 ... | 8,825 | 4,634 | 4,191 | 153 | 94 | 59 | 5,785 | 3,818 | 1,967 | 2,887 | 722 | 2,165 |
| | 60-65 ... | 13,142 | 6,730 | 6,412 | 235 | 154 | 81 | 7,099 | 5,299 | 1,800 | 5,808 | 1,277 | 4,531 |
| | 65-70 ... | 3,195 | 1,612 | 1,583 | 68 | 46 | 22 | 1,706 | 1,137 | 569 | 1,421 | 429 | 992 |
| | 70 and over... | 7,147 | 3,630 | 3,517 | 125 | 81 | 44 | 3,504 | 2,555 | 949 | 3,518 | 994 | 2,524 |
| JAIN | TOTAL ... | *26,995* | *14,158* | *12,837* | *11,223* | *7,289* | *3,934* | *11,486* | *5,949* | *5,537* | *4,286* | *929* | *3,366* |
| | 0-1 ... | 561 | 271 | 290 | 558 | 271 | 287 | 3 | ... | 3 | ... | ... | ... |
| | 1-2 ... | 376 | 178 | 198 | 375 | 177 | 198 | 1 | 1 | ... | ... | ... | ... |
| | 2-3 ... | 567 | 278 | 289 | 566 | 277 | 289 | 1 | 1 | ... | ... | ... | ... |
| | 3-4 ... | 538 | 273 | 265 | 533 | 273 | 260 | 5 | ... | 5 | ... | ... | ... |
| | 4-5 ... | 529 | 246 | 283 | 527 | 244 | 283 | 2 | 2 | ... | ... | ... | ... |
| | Total 0-5 ... | 2,571 | 1,246 | 1,325 | 2,559 | 1,242 | 1,317 | 12 | 4 | 8 | ... | ... | ... |
| | 5-10 ... | 2,608 | 1,265 | 1,343 | 2,569 | 1,259 | 1,310 | 36 | 6 | 30 | 3 | ... | 3 |
| | 10-15 ... | 2,880 | 1,533 | 1,347 | 2,550 | 1,508 | 1,042 | 323 | 24 | 299 | 7 | 1 | 6 |
| | 15-20 ... | 2,427 | 1,352 | 1,075 | 1,433 | 1,245 | 188 | 963 | 107 | 856 | 31 | ... | 31 |
| | 20-25 ... | 2,507 | 1,351 | 1,156 | 946 | 914 | 32 | 1,457 | 423 | 1,034 | 104 | 14 | 90 |
| | 25-30 ... | 2,331 | 1,298 | 1 033 | 517 | 502 | 15 | 1,623 | 757 | 866 | 191 | 39 | 152 |
| | 30-35 ... | 2,163 | 1,162 | 1,001 | 251 | 245 | 6 | 1,620 | 850 | 770 | 292 | 67 | 225 |
| | 35-40 ... | 1,850 | 1,032 | 818 | 133 | 125 | 8 | 1,348 | 820 | 528 | 369 | 87 | 282 |
| | 40-45 ... | 1,685 | 914 | 771 | 87 | 82 | 5 | 1,182 | 747 | 435 | 416 | 85 | 331 |
| | 45-50 ... | 1,416 | 799 | 617 | 70 | 66 | 4 | 901 | 631 | 270 | 445 | 102 | 343 |
| | 50-55 ... | 1,359 | 666 | 693 | 56 | 48 | 2 | 727 | 500 | 227 | 582 | 118 | 464 |
| | 55-60 ... | 981 | 510 | 471 | 22 | 20 | 2 | 506 | 383 | 123 | 453 | 107 | 346 |
| | 60-65 ... | 1,031 | 507 | 524 | 22 | 21 | 1 | 423 | 361 | 62 | 586 | 125 | 461 |
| | 65-70 ... | 484 | 223 | 261 | 7 | 6 | 1 | 180 | 163 | 17 | 297 | 54 | 243 |
| | 70 and over... | 702 | 300 | 402 | 7 | 6 | 1 | 185 | 173 | 12 | 510 | 121 | 389 |
| BUDDHIST. | TOTAL ... | *693* | *429* | *264* | *378* | *263* | *115* | *258* | *155* | *103* | *57* | *11* | *46* |
| | 0-1 ... | 18 | 6 | 12 | 18 | 6 | 12 | ... | ... | ... | ... | ... | ... |
| | 1-2 ... | 1 | ... | 1 | 1 | ... | 1 | ... | ... | ... | ... | ... | ... |
| | 2-3 ... | 11 | 5 | 6 | 11 | 5 | 6 | ... | ... | ... | ... | ... | ... |
| | 3-4 ... | 11 | 4 | 7 | 11 | 4 | 7 | ... | ... | ... | ... | ... | ... |
| | 4-5 ... | 16 | 9 | 7 | 15 | 9 | 6 | ... | ... | ... | 1 | ... | 1 |
| | Total 0-5 ... | 57 | 24 | 33 | 56 | 24 | 32 | ... | ... | ... | 1 | ... | 1 |
| | 5-10 ... | 67 | 37 | 30 | 65 | 35 | 30 | 2 | 2 | ... | ... | ... | ... |
| | 10-15 ... | 77 | 47 | 30 | 76 | 47 | 29 | 1 | ... | 1 | ... | ... | ... |
| | 15-20 ... | 83 | 57 | 26 | 63 | 51 | 12 | 19 | 6 | 13 | 1 | ... | 2 |
| | 20-25 ... | 98 | 71 | 27 | 63 | 59 | 4 | 33 | 12 | 21 | 2 | ... | 6 |
| | 25-30 ... | 99 | 61 | 38 | 33 | 30 | 3 | 59 | 30 | 29 | 7 | 1 | 4 |
| | 30-35 ... | 65 | 49 | 16 | 15 | 11 | 4 | 44 | 36 | 8 | 6 | 2 | ... |
| | 35-40 ... | 28 | 15 | 13 | 3 | 3 | ... | 21 | 11 | 10 | 4 | 1 | 3 |
| | 40-45 ... | 39 | 21 | 18 | 1 | 1 | ... | 30 | 19 | 11 | 8 | 1 | 7 |
| | 45-50 ... | 32 | 18 | 14 | 2 | 1 | 1 | 21 | 17 | 4 | 9 | ... | 9 |
| | 50-55 ... | 24 | 10 | 14 | ... | ... | ... | 14 | 8 | 6 | 10 | 2 | 8 |
| | 55-60 ... | 10 | 9 | 1 | ... | ... | ... | 9 | 9 | ... | 1 | ... | 1 |
| | 60-65 ... | 6 | 5 | 1 | ... | ... | ... | 4 | 4 | ... | 2 | 1 | 1 |
| | 65-70 ... | 3 | 2 | 1 | ... | ... | ... | 1 | 1 | ... | 2 | 1 | 1 |
| | 70 and over... | 5 | 3 | 2 | 1 | 1 | ... | ... | ... | ... | 4 | 2 | 2 |
| PARSI | TOTAL ... | *488* | *249* | *239* | *255* | *126* | *129* | *203* | *109* | *94* | *30* | *14* | *16* |
| | 0-1 ... | 10 | 5 | 5 | 10 | 5 | 5 | ... | ... | ... | ... | ... | ... |
| | 1-2 ... | 5 | 1 | 4 | 5 | 1 | 4 | ... | ... | ... | ... | ... | ... |
| | 2-3 ... | 4 | 1 | 3 | 4 | 1 | 3 | ... | ... | ... | ... | ... | ... |
| | 3-4 ... | 10 | 2 | 8 | 10 | 2 | 8 | ... | ... | ... | ... | ... | ... |
| | 4-5 ... | 7 | 4 | 3 | 7 | 4 | 3 | ... | ... | ... | ... | ... | ... |
| | Total 0-5 ... | 36 | 13 | 23 | 36 | 13 | 23 | ... | ... | ... | ... | ... | ... |
| | 5-10 ... | 47 | 18 | 29 | 46 | 18 | 28 | 1 | ... | 1 | ... | ... | ... |
| | 10-15 ... | 52 | 19 | 33 | 51 | 19 | 32 | ... | ... | ... | 1 | ... | 1 |
| | 15-20 ... | 38 | 14 | 24 | 34 | 14 | 20 | 4 | ... | 4 | ... | ... | ... |
| | 20-25 ... | 44 | 27 | 17 | 29 | 19 | 10 | 15 | 8 | 7 | ... | ... | ... |
| | 25-30 ... | 55 | 31 | 24 | 24 | 19 | 5 | 30 | 12 | 18 | 1 | ... | 1 |
| | 30-35 ... | 55 | 31 | 24 | 15 | 10 | 5 | 39 | 20 | 19 | 1 | 1 | ... |
| | 35-40 ... | 43 | 27 | 16 | 9 | 6 | 3 | 31 | 20 | 11 | 3 | 1 | 2 |
| | 40-45 ... | 25 | 23 | 5 | 7 | 6 | 1 | 20 | 16 | 4 | 1 | 1 | ... |
| | 45-50 ... | 25 | 13 | 12 | 2 | 1 | 1 | 21 | 10 | 11 | 2 | 2 | ... |
| | 50-55 ... | 20 | 8 | 12 | 1 | ... | 1 | 14 | 7 | 7 | 5 | 1 | 4 |
| | 55-60 ... | 16 | 8 | 8 | ... | ... | ... | 13 | 7 | 6 | 3 | 1 | 2 |
| | 60-65 ... | 13 | 6 | 7 | 1 | 1 | ... | 7 | 3 | 4 | 5 | 2 | 3 |
| | 65-70 ... | 10 | 6 | 4 | ... | ... | ... | 6 | 4 | 2 | 4 | 2 | 2 |
| | 70 and over... | 6 | 5 | 1 | ... | ... | ... | 2 | 2 | ... | 4 | 3 | 1 |



This content downloaded from 106.51.163.168 on Wed, 05 Jun 2024 15:15:17 +00:00
All use subject to https://about.jstor.org/terms

# TABLE VII.

## Age, sex and civil condition. Part I.—Provincial Summary—*continued.*

| RELIGIONS. | AGE. | POPULATION. | | | UNMARRIED. | | | MARRIED. | | | WIDOWED. | | |
|---|---|---|---|---|---|---|---|---|---|---|---|---|---|
| | | Persons. | Males. | Females. | Persons. | Males. | Females. | Persons. | Males. | Females. | Persons. | Males. | Females. |
| 1 | 2 | 3 | 4 | 5 | 6 | 7 | 8 | 9 | 10 | 11 | 12 | 13 | 14 |
| **BRITISH TERRITORY—*continued.*** | | | | | | | | | | | | | |
| Brahmo | Total | *374* | *219* | *155* | *223* | *140* | *83* | *122* | *69* | *53* | *29* | *10* | *19* |
| | 0–1 | 8 | 4 | 4 | 8 | 4 | 4 | ... | ... | ... | ... | ... | ... |
| | 1–2 | 6 | 3 | 3 | 6 | 3 | 3 | ... | ... | ... | ... | ... | ... |
| | 2–3 | 6 | 2 | 4 | 6 | 2 | 4 | ... | ... | ... | ... | ... | ... |
| | 3–4 | 15 | 11 | 4 | 15 | 11 | 4 | ... | ... | ... | ... | ... | ... |
| | 4–5 | 10 | 5 | 5 | 10 | 5 | 5 | ... | ... | ... | ... | ... | ... |
| | Total 0–5 | 45 | 25 | 20 | 45 | 25 | 20 | ... | ... | ... | ... | ... | ... |
| | 5–10 | 68 | 33 | 35 | 67 | 33 | 34 | 1 | ... | 1 | ... | ... | ... |
| | 10–15 | 55 | 35 | 20 | 55 | 35 | 20 | ... | ... | ... | ... | ... | ... |
| | 15–20 | 39 | 20 | 19 | 27 | 20 | 7 | 12 | ... | 12 | ... | ... | ... |
| | 20–25 | 31 | 15 | 16 | 14 | 12 | 2 | 15 | 3 | 12 | 2 | ... | 2 |
| | 25–30 | 27 | 17 | 10 | 4 | 4 | ... | 20 | 12 | 8 | 3 | 1 | 2 |
| | 30–35 | 31 | 24 | 7 | 6 | 6 | ... | 22 | 16 | 6 | 3 | 2 | 1 |
| | 35–40 | 23 | 14 | 9 | 1 | 1 | ... | 20 | 11 | 9 | 2 | 2 | ... |
| | 40–45 | 26 | 20 | 6 | 2 | 2 | ... | 18 | 16 | 2 | 6 | 2 | 4 |
| | 45–50 | 10 | 8 | 2 | 1 | 1 | ... | 7 | 6 | 1 | 2 | 1 | 1 |
| | 50–55 | 5 | 2 | 3 | ... | ... | ... | 3 | 2 | 1 | 2 | ... | 2 |
| | 55–60 | 7 | 4 | 3 | 1 | 1 | ... | 3 | 3 | ... | 3 | ... | 3 |
| | 60–65 | 3 | 1 | 2 | ... | ... | ... | ... | ... | ... | 3 | 1 | 2 |
| | 65–70 | 1 | ... | 1 | ... | ... | ... | 1 | ... | 1 | ... | ... | ... |
| | 70 and over | 3 | 1 | 2 | ... | ... | ... | ... | ... | ... | 3 | 1 | 2 |
| Jew | Total | *71* | *39* | *32* | *46* | *26* | *20* | *20* | *11* | *9* | *5* | *2* | *3* |
| | 0–1 | 5 | 2 | 3 | 5 | 2 | 3 | ... | ... | ... | ... | ... | ... |
| | 1–2 | 2 | 2 | ... | 2 | 2 | ... | ... | ... | ... | ... | ... | ... |
| | 2–3 | ... | ... | ... | ... | ... | ... | ... | ... | ... | ... | ... | ... |
| | 3–4 | 2 | ... | 2 | 2 | ... | 2 | ... | ... | ... | ... | ... | ... |
| | 4–5 | 1 | 1 | ... | 1 | 1 | ... | ... | ... | ... | ... | ... | ... |
| | Total 0–5 | 10 | 5 | 5 | 10 | 5 | 5 | ... | ... | ... | ... | ... | ... |
| | 5–10 | 8 | 3 | 5 | 8 | 3 | 5 | ... | ... | ... | ... | ... | ... |
| | 10–15 | 7 | 2 | 5 | 7 | 2 | 5 | ... | ... | ... | ... | ... | ... |
| | 15–20 | 6 | 2 | 4 | 4 | 1 | 3 | 2 | 1 | 1 | ... | ... | ... |
| | 20–25 | 5 | 3 | 2 | 4 | 3 | 1 | 1 | ... | 1 | ... | ... | ... |
| | 25–30 | 9 | 6 | 3 | 6 | 5 | 1 | 3 | 1 | 2 | ... | ... | ... |
| | 30–35 | 5 | 2 | 3 | 1 | 1 | ... | 4 | 1 | 3 | ... | ... | ... |
| | 35–40 | 7 | 6 | 1 | 3 | 3 | ... | 3 | 3 | ... | 1 | ... | 1 |
| | 40–45 | 1 | 1 | ... | ... | ... | ... | 1 | 1 | ... | ... | ... | ... |
| | 45–50 | 2 | 2 | ... | 2 | 2 | ... | ... | ... | ... | ... | ... | ... |
| | 50–55 | 5 | 3 | 2 | 1 | 1 | ... | 3 | 2 | 1 | 1 | ... | 1 |
| | 55–60 | ... | ... | ... | ... | ... | ... | ... | ... | ... | ... | ... | ... |
| | 60–65 | 1 | ... | 1 | ... | ... | ... | 1 | ... | 1 | ... | ... | ... |
| | 65–70 | 2 | 1 | 1 | ... | ... | ... | ... | ... | ... | 2 | 1 | 1 |
| | 70 and over | 3 | 3 | ... | ... | ... | ... | 2 | 2 | ... | 1 | 1 | ... |
| Confucian | Total | *21* | *21* | ... | *21* | *21* | ... | ... | ... | ... | ... | ... | ... |
| | 0–1 | ... | ... | ... | ... | ... | ... | ... | ... | ... | ... | ... | ... |
| | 1–2 | ... | ... | ... | ... | ... | ... | ... | ... | ... | ... | ... | ... |
| | 2–3 | ... | ... | ... | ... | ... | ... | ... | ... | ... | ... | ... | ... |
| | 3–4 | ... | ... | ... | ... | ... | ... | ... | ... | ... | ... | ... | ... |
| | 4–5 | ... | ... | ... | ... | ... | ... | ... | ... | ... | ... | ... | ... |
| | Total 0–5 | ... | ... | ... | ... | ... | ... | ... | ... | ... | ... | ... | ... |
| | 5–10 | ... | ... | ... | ... | ... | ... | ... | ... | ... | ... | ... | ... |
| | 10–15 | ... | ... | ... | ... | ... | ... | ... | ... | ... | ... | ... | ... |
| | 15–20 | 1 | 1 | ... | 1 | 1 | ... | ... | ... | ... | ... | ... | ... |
| | 20–25 | 10 | 10 | ... | 10 | 10 | ... | ... | ... | ... | ... | ... | ... |
| | 25–30 | 3 | 3 | ... | 3 | 3 | ... | ... | ... | ... | ... | ... | ... |
| | 30–35 | 5 | 5 | ... | 5 | 5 | ... | ... | ... | ... | ... | ... | ... |
| | 35–40 | 1 | 1 | ... | 1 | 1 | ... | ... | ... | ... | ... | ... | ... |
| | 40–45 | 1 | 1 | ... | 1 | 1 | ... | ... | ... | ... | ... | ... | ... |
| | 45–50 | ... | ... | ... | ... | ... | ... | ... | ... | ... | ... | ... | ... |
| | 50–55 | ... | ... | ... | ... | ... | ... | ... | ... | ... | ... | ... | ... |
| | 55–60 | ... | ... | ... | ... | ... | ... | ... | ... | ... | ... | ... | ... |
| | 60–65 | ... | ... | ... | ... | ... | ... | ... | ... | ... | ... | ... | ... |
| | 65–70 | ... | ... | ... | ... | ... | ... | ... | ... | ... | ... | ... | ... |
| | 70 and over | ... | ... | ... | ... | ... | ... | ... | ... | ... | ... | ... | ... |
| Atheist | Total | *14* | *7* | *7* | *8* | *4* | *4* | *5* | *3* | *2* | *1* | ... | *1* |
| | 0–1 | ... | ... | ... | ... | ... | ... | ... | ... | ... | ... | ... | ... |
| | 1–2 | 1 | 1 | ... | 1 | 1 | ... | ... | ... | ... | ... | ... | ... |
| | 2–3 | ... | ... | ... | ... | ... | ... | ... | ... | ... | ... | ... | ... |
| | 3–4 | 1 | ... | 1 | 1 | ... | 1 | ... | ... | ... | ... | ... | ... |
| | 4–5 | ... | ... | ... | ... | ... | ... | ... | ... | ... | ... | ... | ... |
| | Total 0–5 | 2 | 1 | 1 | 2 | 1 | 1 | ... | ... | ... | ... | ... | ... |
| | 5–10 | 4 | 2 | 2 | 4 | 2 | 2 | ... | ... | ... | ... | ... | ... |
| | 10–15 | 1 | 1 | ... | 1 | 1 | ... | ... | ... | ... | ... | ... | ... |
| | 15–20 | ... | ... | ... | ... | ... | ... | ... | ... | ... | ... | ... | ... |
| | 20–25 | 2 | ... | 2 | 1 | ... | 1 | 1 | ... | 1 | ... | ... | ... |
| | 25–30 | ... | ... | ... | ... | ... | ... | ... | ... | ... | ... | ... | ... |
| | 30–35 | 1 | ... | 1 | ... | ... | ... | 1 | ... | 1 | ... | ... | ... |
| | 35–40 | ... | ... | ... | ... | ... | ... | ... | ... | ... | ... | ... | ... |
| | 40–45 | ... | ... | ... | ... | ... | ... | ... | ... | ... | ... | ... | ... |
| | 45–50 | 1 | 1 | ... | ... | ... | ... | 1 | 1 | ... | ... | ... | ... |
| | 50–55 | 2 | 1 | 1 | ... | ... | ... | 1 | 1 | ... | 1 | ... | 1 |
| | 55–60 | ... | ... | ... | ... | ... | ... | ... | ... | ... | ... | ... | ... |
| | 60–65 | ... | ... | ... | ... | ... | ... | ... | ... | ... | ... | ... | ... |
| | 65–70 | 1 | 1 | ... | ... | ... | ... | 1 | 1 | ... | ... | ... | ... |
| | 70 and over | ... | ... | ... | ... | ... | ... | ... | ... | ... | ... | ... | ... |

This content downloaded from 106.51.163.168 on Wed, 05 Jun 2024 15:15:17 +00:00
All use subject to https://about.jstor.org/terms

# TABLE VII.

## Age, sex and civil condition. Part I.—Provincial Summary—*continued.*

| RELIGIONS. | AGE. | POPULATION. | | | UNMARRIED. | | | MARRIED. | | | WIDOWED. | | |
|---|---|---|---|---|---|---|---|---|---|---|---|---|---|
| | | Persons. | Males. | Females. | Persons. | Males. | Females. | Persons. | Males. | Females. | Persons. | Males. | Females. |
| 1 | | 2 | 3 | 4 | 5 | 6 | 7 | 8 | 9 | 10 | 11 | 12 | 13 | 14 |
| **BRITISH TERRITORY—*concluded.*** | | | | | | | | | | | | | |
| Sikh | Total | 7 | 5 | 2 | 3 | 3 | | 4 | 2 | 2 | | | |
| | 0–1 | | | | | | | | | | | | |
| | 1–2 | | | | | | | | | | | | |
| | 2–3 | | | | | | | | | | | | |
| | 3–4 | | | | | | | | | | | | |
| | 4–5 | | | | | | | | | | | | |
| | Total 0–5 | | | | | | | | | | | | |
| | 5–10 | | | | | | | | | | | | |
| | 10–15 | 1 | 1 | | 1 | 1 | | | | | | | |
| | 15–20 | | | | | | | | | | | | |
| | 20–25 | | | | | | | | | | | | |
| | 25–30 | 2 | 2 | | 2 | 2 | | | | | | | |
| | 30–35 | | | | | | | | | | | | |
| | 35–40 | | | | | | | | | | | | |
| | 40–45 | 2 | 2 | | | | | 2 | 2 | | | | |
| | 45–50 | 2 | | 2 | | | | 2 | | 2 | | | |
| | 50–55 | | | | | | | | | | | | |
| | 55–60 | | | | | | | | | | | | |
| | 60–65 | | | | | | | | | | | | |
| | 65–70 | | | | | | | | | | | | |
| | 70 and over | | | | | | | | | | | | |

This content downloaded from 106.51.163.168 on Wed, 05 Jun 2024 15:15:17 +00:00
All use subject to https://about.jstor.org/terms

# TABLE VII.

## Age, sex and civil condition. Part I.—Provincial Summary—*continued.*

| RELIGIONS. | AGE. | POPULATION. | | | UNMARRIED. | | | MARRIED. | | | WIDOWED. | | |
|---|---|---|---|---|---|---|---|---|---|---|---|---|---|
| | | Persons. | Males. | Females. | Persons. | Males. | Females. | Persons. | Males. | Females. | Persons | Males. | Females. |
| 1 | 2 | 3 | 4 | 5 | 6 | 7 | 8 | 9 | 10 | 11 | 12 | 13 | 14 |
| | | **FEUDATORY STATES.** | | | | | | | | | | | |
| ALL RELIGIONS | TOTAL ... | *464,756* | *223,053* | *241,703* | *215,492* | *121,359* | *94,133* | *194,599* | *92,318* | *102,281* | *54,665* | *9,376* | *45,289* |
| | 0-1 ... | 12,980 | 6,405 | 6,575 | 12,971 | 6,400 | 6,571 | 9 | 5 | 4 | ... | ... | ... |
| | 1-2 ... | 7,546 | 3,706 | 3,840 | 7,541 | 3,704 | 3,837 | 4 | 2 | 2 | 1 | ... | 1 |
| | 2-3 ... | 12,458 | 6,131 | 6,327 | 12,435 | 6,122 | 6,313 | 21 | 8 | 13 | 2 | 1 | 1 |
| | 3-4 ... | 14,983 | 7,212 | 7,771 | 14,929 | 7,191 | 7,738 | 52 | 21 | 31 | 2 | ... | 2 |
| | 4-5 ... | 12,692 | 6,230 | 6,462 | 12,650 | 6,213 | 6,437 | 40 | 16 | 24 | 2 | 1 | 1 |
| | Total 0-5 ... | 60,659 | 29,684 | 30,975 | 60,526 | 29,630 | 30,896 | 126 | 52 | 74 | 7 | 2 | 5 |
| | 5-10 ... | 61,567 | 30,250 | 31,317 | 60,958 | 30,094 | 30,864 | 588 | 154 | 434 | 21 | 2 | 19 |
| | 10-15 ... | 49,481 | 25,632 | 23,849 | 46,127 | 25,223 | 20,904 | 3,262 | 397 | 2,865 | 92 | 12 | 80 |
| | 15-20 ... | 36,323 | 18,191 | 18,132 | 24,796 | 16,597 | 8,199 | 11,165 | 1,558 | 9,607 | 362 | 36 | 326 |
| | 20-25 ... | 36,292 | 16,164 | 20,128 | 11,968 | 10,168 | 1,800 | 23,188 | 5,822 | 17,366 | 1,136 | 174 | 962 |
| | 25-30 ... | 37,774 | 17,002 | 20,772 | 5,846 | 5,362 | 484 | 29,904 | 11,280 | 18,624 | 2,024 | 360 | 1,664 |
| | 30-35 ... | 36,273 | 15,988 | 20,285 | 2,318 | 2,015 | 303 | 30,396 | 13,359 | 17,037 | 3,559 | 614 | 2,945 |
| | 35-40 ... | 29,369 | 14,471 | 14,898 | 898 | 758 | 140 | 24,518 | 13,043 | 11,475 | 3,953 | 670 | 3,283 |
| | 40-45 ... | 30,541 | 14,027 | 16,514 | 763 | 555 | 208 | 22,953 | 12,566 | 10,393 | 6,825 | 912 | 5,913 |
| | 45-50 ... | 21,116 | 10,633 | 10,483 | 334 | 254 | 80 | 15,303 | 9,513 | 5,790 | 5,479 | 866 | 4,613 |
| | 50-55 ... | 23,383 | 10,860 | 12,523 | 416 | 315 | 101 | 13,913 | 9,189 | 4,724 | 9,054 | 1,356 | 7,698 |
| | 55-60 ... | 12,126 | 6,292 | 5,834 | 152 | 116 | 36 | 7,092 | 5,266 | 1,826 | 4,882 | 910 | 3,972 |
| | 60-65 ... | 15,111 | 7,138 | 7,973 | 205 | 145 | 60 | 6,849 | 5,485 | 1,364 | 8,057 | 1,408 | 6,659 |
| | 65-70 ... | 5,101 | 2,551 | 2,550 | 55 | 46 | 9 | 2,252 | 1,914 | 338 | 2,794 | 591 | 2,203 |
| | 70 and over... | 9,640 | 4,170 | 5,470 | 130 | 81 | 49 | 3,090 | 2,716 | 374 | 6,420 | 1,373 | 5,047 |
| HINDU | TOTAL ... | *423,430* | *203,146* | *220,284* | *195,846* | *110,449* | *85,397* | *177,203* | *83,315* | *93,288* | *50,381* | *8,782* | *41,599* |
| | 0-1 ... | 11,791 | 5,814 | 5,977 | 11,782 | 5,809 | 5,973 | 9 | 5 | 4 | ... | ... | ... |
| | 1-2 ... | 6,726 | 3,281 | 3,445 | 6,721 | 3,279 | 3,442 | 4 | 2 | 2 | 1 | ... | 1 |
| | 2-3 ... | 11,203 | 5,516 | 5,687 | 11,184 | 5,507 | 5,677 | 18 | 8 | 10 | 1 | 1 | ... |
| | 3-4 ... | 13,589 | 6,550 | 7,039 | 13,541 | 6,531 | 7,010 | 46 | 19 | 27 | 2 | ... | 2 |
| | 4-5 ... | 11,504 | 5,642 | 5,862 | 11,467 | 5,627 | 5,840 | 36 | 14 | 22 | 1 | 1 | ... |
| | Total 0-5 ... | 54,813 | 26,803 | 28,010 | 54,695 | 26,753 | 27,942 | 113 | 48 | 65 | 5 | 2 | 3 |
| | 5-10 ... | 55,694 | 27,434 | 28,260 | 55,142 | 27,291 | 27,851 | 531 | 141 | 390 | 21 | 2 | 19 |
| | 10-15 ... | 44,720 | 23,171 | 21,549 | 41,650 | 22,786 | 18,864 | 2,986 | 373 | 2,613 | 84 | 12 | 72 |
| | 15-20 ... | 32,999 | 16,610 | 16,389 | 22,840 | 15,169 | 7,671 | 9,822 | 1,407 | 8,415 | 337 | 34 | 303 |
| | 20-25 ... | 32,760 | 14,575 | 18,185 | 11,016 | 9,303 | 1,713 | 20,717 | 5,112 | 15,605 | 1,027 | 160 | 867 |
| | 25-30 ... | 34,477 | 15,480 | 18,997 | 5,528 | 5,074 | 454 | 27,092 | 10,063 | 17,029 | 1,857 | 343 | 1,514 |
| | 30-35 ... | 33,336 | 14,619 | 18,717 | 2,194 | 1,916 | 278 | 27,827 | 12,122 | 15,705 | 3,315 | 581 | 2,734 |
| | 35-40 ... | 27,129 | 13,326 | 13,803 | 859 | 731 | 128 | 22,592 | 11,944 | 10,648 | 3,678 | 651 | 3,027 |
| | 40-45 ... | 28,011 | 12,906 | 15,105 | 711 | 524 | 187 | 21,043 | 12,534 | 8,509 | 6,257 | 858 | 5,399 |
| | 45-50 ... | 19,459 | 9,774 | 9,685 | 317 | 242 | 75 | 14,100 | 8,727 | 5,373 | 5,042 | 805 | 4,237 |
| | 50-55 ... | 21,506 | 9,974 | 11,532 | 385 | 292 | 93 | 12,760 | 8,407 | 4,353 | 8,361 | 1,275 | 7,086 |
| | 55-60 ... | 11,204 | 5,776 | 5,428 | 145 | 109 | 36 | 6,511 | 4,809 | 1,702 | 4,548 | 858 | 3,690 |
| | 60-65 ... | 13,815 | 6,539 | 7,276 | 190 | 138 | 52 | 6,245 | 5,021 | 1,224 | 7,380 | 1,380 | 6,000 |
| | 65-70 ... | 4,727 | 2,365 | 2,362 | 53 | 44 | 9 | 2,072 | 1,761 | 311 | 2,602 | 560 | 2,042 |
| | 70 and over... | 8,780 | 3,794 | 4,986 | 121 | 77 | 44 | 2,792 | 2,456 | 336 | 5,867 | 1,261 | 4,606 |
| MUSALMAN | TOTAL ... | *24,059* | *11,497* | *12,562* | *11,483* | *6,427* | *5,056* | *10,020* | *4,743* | *5,277* | *2,556* | *327* | *2,229* |
| | 0-1 ... | 723 | 353 | 370 | 723 | 353 | 370 | ... | ... | ... | ... | ... | ... |
| | 1-2 ... | 490 | 268 | 222 | 490 | 268 | 222 | ... | ... | ... | ... | ... | ... |
| | 2-3 ... | 745 | 351 | 394 | 743 | 351 | 392 | 1 | ... | 1 | 1 | ... | 1 |
| | 3-4 ... | 839 | 399 | 440 | 835 | 398 | 437 | 4 | 1 | 3 | ... | ... | ... |
| | 4-5 ... | 732 | 355 | 377 | 729 | 355 | 374 | 2 | ... | 2 | 1 | ... | 1 |
| | Total 0-5 ... | 3,529 | 1,726 | 1,803 | 3,520 | 1,725 | 1,795 | 7 | 1 | 6 | 2 | ... | 2 |
| | 5-10 ... | 3,501 | 1,681 | 1,820 | 3,466 | 1,677 | 1,789 | 35 | 4 | 31 | ... | ... | ... |
| | 10-15 ... | 2,756 | 1,414 | 1,342 | 2,540 | 1,401 | 1,139 | 213 | 13 | 200 | 3 | ... | 3 |
| | 15-20 ... | 1,855 | 815 | 1,040 | 987 | 748 | 239 | 851 | 67 | 784 | 17 | ... | 17 |
| | 20-25 ... | 2,201 | 1,001 | 1,200 | 606 | 569 | 37 | 1,517 | 422 | 1,095 | 78 | 10 | 68 |
| | 25-30 ... | 1,900 | 889 | 1,011 | 189 | 177 | 12 | 1,612 | 702 | 910 | 99 | 10 | 89 |
| | 30-35 ... | 1,725 | 793 | 932 | 72 | 60 | 12 | 1,512 | 718 | 794 | 141 | 15 | 126 |
| | 35-40 ... | 1,195 | 610 | 585 | 25 | 18 | 7 | 1,008 | 582 | 426 | 162 | 10 | 152 |
| | 40-45 ... | 1,503 | 675 | 828 | 29 | 19 | 10 | 1,109 | 829 | 480 | 365 | 27 | 338 |
| | 45-50 ... | 829 | 442 | 387 | 5 | 4 | 1 | 594 | 405 | 189 | 230 | 33 | 197 |
| | 50-55 ... | 1,077 | 516 | 561 | 24 | 18 | 6 | 632 | 446 | 186 | 421 | 52 | 369 |
| | 55-60 ... | 494 | 279 | 215 | 4 | 4 | ... | 313 | 250 | 63 | 177 | 25 | 152 |
| | 60-65 ... | 785 | 344 | 441 | 11 | 5 | 6 | 348 | 269 | 79 | 426 | 70 | 356 |
| | 65-70 ... | 192 | 94 | 98 | ... | ... | ... | 90 | 80 | 10 | 102 | 14 | 88 |
| | 70 and over ... | 517 | 218 | 299 | 5 | 2 | 3 | 179 | 155 | 24 | 333 | 61 | 272 |
| CHRISTIAN | TOTAL ... | *17,249* | *8,399* | *8,850* | *8,153* | *4,477* | *3,676* | *7,370* | *3,655* | *3,715* | *1,726* | *267* | *1,459* |
| | 0-1 ... | 466 | 238 | 228 | 466 | 238 | 228 | ... | ... | ... | ... | ... | ... |
| | 1-2 ... | 330 | 157 | 173 | 330 | 157 | 173 | ... | ... | ... | ... | ... | ... |
| | 2-3 ... | 509 | 264 | 245 | 507 | 264 | 243 | 2 | 2 | ... | ... | ... | ... |
| | 3-4 ... | 555 | 263 | 292 | 553 | 262 | 291 | 2 | 1 | 1 | ... | ... | ... |
| | 4-5 ... | 456 | 233 | 223 | 454 | 231 | 223 | 2 | 2 | ... | ... | ... | ... |
| | Total 0-5 ... | 2,316 | 1,155 | 1,161 | 2,310 | 1,152 | 1,158 | 6 | 3 | 3 | ... | ... | ... |
| | 5-10 ... | 2,371 | 1,135 | 1,236 | 2,349 | 1,126 | 1,223 | 22 | 9 | 13 | ... | ... | ... |
| | 10-15 ... | 2,001 | 1,045 | 956 | 1,933 | 1,034 | 899 | 63 | 11 | 52 | 5 | ... | 5 |
| | 15-20 ... | 1,467 | 764 | 703 | 968 | 679 | 289 | 491 | 83 | 408 | 8 | 2 | 6 |
| | 20-25 ... | 1,326 | 583 | 743 | 344 | 294 | 50 | 951 | 285 | 666 | 31 | 4 | 27 |
| | 25-30 ... | 1,397 | 633 | 764 | 129 | 111 | 18 | 1,200 | 515 | 685 | 68 | 7 | 61 |
| | 30-35 ... | 1,212 | 576 | 636 | 52 | 39 | 13 | 1,057 | 519 | 538 | 103 | 18 | 85 |
| | 35-40 ... | 1,044 | 535 | 509 | 14 | 9 | 5 | 918 | 517 | 401 | 112 | 9 | 103 |
| | 40-45 ... | 1,025 | 445 | 580 | 22 | 11 | 11 | 800 | 407 | 393 | 203 | 27 | 176 |
| | 45-50 ... | 827 | 417 | 410 | 12 | 8 | 4 | 609 | 381 | 228 | 206 | 28 | 178 |
| | 50-55 ... | 799 | 369 | 430 | 7 | 5 | 2 | 520 | 335 | 185 | 272 | 29 | 243 |
| | 55-60 ... | 428 | 237 | 191 | 3 | 3 | ... | 268 | 207 | 61 | 157 | 27 | 130 |
| | 60-65 ... | 511 | 255 | 256 | 4 | 2 | 2 | 256 | 205 | 51 | 251 | 48 | 203 |
| | 65-70 ... | 182 | 92 | 90 | 2 | 2 | ... | 90 | 73 | 17 | 90 | 17 | 73 |
| | 70 and over... | 343 | 158 | 185 | 4 | 2 | 2 | 119 | 105 | 14 | 220 | 51 | 169 |

This content downloaded from
106.51.163.168 on Wed, 05 Jun 2024 15:15:17 +00:00
All use subject to https://about.jstor.org/terms

# TABLE VII.

## Age, sex and civil condition. Part I.—Provincial Summary—*concluded.*

### FEUDATORY STATES—*concluded.*

| RELIGIONS. | AGE | POPULATION. | | | UNMARRIED. | | | MARRIED. | | | WIDOWED. | | |
|---|---|---|---|---|---|---|---|---|---|---|---|---|---|
| | | Persons. | Males. | Females. | Persons. | Males. | Females. | Persons. | Males. | Females. | Persons. | Males. | Females. |
| 1 | 2 | 3 | 4 | 5 | 6 | 7 | 8 | 9 | 10 | 11 | 12 | 13 | 14 |
| ANIMISTIC | TOTAL | 3 | 2 | 1 | ... | ... | ... | 2 | 2 | ... | 1 | ... | 1 |
| | 0-1 | ... | ... | ... | ... | ... | ... | ... | ... | ... | ... | ... | ... |
| | 1-2 | ... | ... | ... | ... | ... | ... | ... | ... | ... | ... | ... | ... |
| | 2-3 | ... | ... | ... | ... | ... | ... | ... | ... | ... | ... | ... | ... |
| | 3-4 | ... | ... | ... | ... | ... | ... | ... | ... | ... | ... | ... | ... |
| | 4-5 | ... | ... | ... | ... | ... | ... | ... | ... | ... | ... | ... | ... |
| | Total 0-5 | ... | ... | ... | ... | ... | ... | ... | ... | ... | ... | ... | ... |
| | 5-10 | ... | ... | ... | ... | ... | ... | ... | ... | ... | ... | ... | ... |
| | 10-15 | ... | ... | ... | ... | ... | ... | ... | ... | ... | ... | ... | ... |
| | 15-20 | ... | ... | ... | ... | ... | ... | ... | ... | ... | ... | ... | ... |
| | 20-25 | 1 | 1 | ... | ... | ... | ... | 1 | 1 | ... | ... | ... | ... |
| | 25-30 | ... | ... | ... | ... | ... | ... | ... | ... | ... | ... | ... | ... |
| | 30-35 | ... | ... | ... | ... | ... | ... | ... | ... | ... | ... | ... | ... |
| | 35-40 | ... | ... | ... | ... | ... | ... | ... | ... | ... | ... | ... | ... |
| | 40-45 | ... | ... | ... | ... | ... | ... | ... | ... | ... | 1 | ... | 1 |
| | 45-50 | 1 | ... | 1 | ... | ... | ... | 1 | 1 | ... | ... | ... | ... |
| | 50-55 | 1 | 1 | ... | ... | ... | ... | ... | ... | ... | ... | ... | ... |
| | 55-60 | ... | ... | ... | ... | ... | ... | ... | ... | ... | ... | ... | ... |
| | 60-65 | ... | ... | ... | ... | ... | ... | ... | ... | ... | ... | ... | ... |
| | 65-70 | ... | ... | ... | ... | ... | ... | ... | ... | ... | ... | ... | ... |
| | 70 and over | ... | ... | ... | ... | ... | ... | ... | ... | ... | ... | ... | ... |
| JAIN | TOTAL | 10 | 8 | 2 | 6 | 5 | 1 | 4 | 3 | 1 | ... | ... | ... |
| | 0-1 | ... | ... | ... | ... | ... | ... | ... | ... | ... | ... | ... | ... |
| | 1-2 | ... | ... | ... | ... | ... | ... | ... | ... | ... | ... | ... | ... |
| | 2-3 | ... | ... | ... | ... | ... | ... | ... | ... | ... | ... | ... | ... |
| | 3-4 | ... | ... | ... | ... | ... | ... | ... | ... | ... | ... | ... | ... |
| | 4-5 | ... | ... | ... | ... | ... | ... | ... | ... | ... | ... | ... | ... |
| | Total 0-5 | ... | ... | ... | ... | ... | ... | ... | ... | ... | ... | ... | ... |
| | 5-10 | ... | ... | ... | ... | ... | ... | ... | ... | ... | ... | ... | ... |
| | 10-15 | 3 | 2 | 1 | 3 | 2 | 1 | ... | ... | ... | ... | ... | ... |
| | 15-20 | 2 | 2 | ... | 1 | 1 | ... | 1 | 1 | ... | ... | ... | ... |
| | 20-25 | 4 | 4 | ... | 2 | 2 | ... | 2 | 2 | ... | ... | ... | ... |
| | 25-30 | ... | ... | ... | ... | ... | ... | ... | ... | ... | ... | ... | ... |
| | 30-35 | ... | ... | ... | ... | ... | ... | ... | ... | ... | ... | ... | ... |
| | 35-40 | ... | ... | ... | ... | ... | ... | ... | ... | ... | ... | ... | ... |
| | 40-45 | 1 | ... | 1 | ... | ... | ... | 1 | ... | 1 | ... | ... | ... |
| | 45-50 | ... | ... | ... | ... | ... | ... | ... | ... | ... | ... | ... | ... |
| | 50-55 | ... | ... | ... | ... | ... | ... | ... | ... | ... | ... | ... | ... |
| | 55-60 | ... | ... | ... | ... | ... | ... | ... | ... | ... | ... | ... | ... |
| | 60-65 | ... | ... | ... | ... | ... | ... | ... | ... | ... | ... | ... | ... |
| | 65-70 | ... | ... | ... | ... | ... | ... | ... | ... | ... | ... | ... | ... |
| | 70 and over | ... | ... | ... | ... | ... | ... | ... | ... | ... | ... | ... | ... |
| BUDDHIST | TOTAL | 4 | ... | 4 | 3 | ... | 3 | ... | ... | ... | 1 | ... | 1 |
| | 0-1 | ... | ... | ... | ... | ... | ... | ... | ... | ... | ... | ... | ... |
| | 1-2 | ... | ... | ... | ... | ... | ... | ... | ... | ... | ... | ... | ... |
| | 2-3 | 1 | ... | 1 | 1 | ... | 1 | ... | ... | ... | ... | ... | ... |
| | 3-4 | ... | ... | ... | ... | ... | ... | ... | ... | ... | ... | ... | ... |
| | 4-5 | ... | ... | ... | ... | ... | ... | ... | ... | ... | ... | ... | ... |
| | Total 0-5 | 1 | ... | 1 | 1 | ... | 1 | ... | ... | ... | ... | ... | ... |
| | 5-10 | 1 | ... | 1 | 1 | ... | 1 | ... | ... | ... | ... | ... | ... |
| | 10-15 | 1 | ... | 1 | 1 | ... | 1 | ... | ... | ... | ... | ... | ... |
| | 15-20 | ... | ... | ... | ... | ... | ... | ... | ... | ... | ... | ... | ... |
| | 20-25 | ... | ... | ... | ... | ... | ... | ... | ... | ... | ... | ... | ... |
| | 25-30 | ... | ... | ... | ... | ... | ... | ... | ... | ... | ... | ... | ... |
| | 30-35 | ... | ... | ... | ... | ... | ... | ... | ... | ... | ... | ... | ... |
| | 35-40 | 1 | ... | 1 | ... | ... | ... | ... | ... | ... | 1 | ... | 1 |
| | 40-45 | ... | ... | ... | ... | ... | ... | ... | ... | ... | ... | ... | ... |
| | 45-50 | ... | ... | ... | ... | ... | ... | ... | ... | ... | ... | ... | ... |
| | 50-55 | ... | ... | ... | ... | ... | ... | ... | ... | ... | ... | ... | ... |
| | 55-60 | ... | ... | ... | ... | ... | ... | ... | ... | ... | ... | ... | ... |
| | 60-65 | ... | ... | ... | ... | ... | ... | ... | ... | ... | ... | ... | ... |
| | 65-70 | ... | ... | ... | ... | ... | ... | ... | ... | ... | ... | ... | ... |
| | 70 and over | ... | ... | ... | ... | ... | ... | ... | ... | ... | ... | ... | ... |
| PARSI | TOTAL | 1 | 1 | ... | 1 | 1 | ... | ... | ... | ... | ... | ... | ... |
| | 0-1 | ... | ... | ... | ... | ... | ... | ... | ... | ... | ... | ... | ... |
| | 1-2 | ... | ... | ... | ... | ... | ... | ... | ... | ... | ... | ... | ... |
| | 2-3 | ... | ... | ... | ... | ... | ... | ... | ... | ... | ... | ... | ... |
| | 3-4 | ... | ... | ... | ... | ... | ... | ... | ... | ... | ... | ... | ... |
| | 4-5 | ... | ... | ... | ... | ... | ... | ... | ... | ... | ... | ... | ... |
| | Total 0-5 | ... | ... | ... | ... | ... | ... | ... | ... | ... | ... | ... | ... |
| | 5-10 | ... | ... | ... | ... | ... | ... | ... | ... | ... | ... | ... | ... |
| | 10-15 | ... | ... | ... | ... | ... | ... | ... | ... | ... | ... | ... | ... |
| | 15-20 | ... | ... | ... | ... | ... | ... | ... | ... | ... | ... | ... | ... |
| | 20-25 | ... | ... | ... | ... | ... | ... | ... | ... | ... | ... | ... | ... |
| | 25-30 | ... | ... | ... | ... | ... | ... | ... | ... | ... | ... | ... | ... |
| | 30-35 | ... | ... | ... | ... | ... | ... | ... | ... | ... | ... | ... | ... |
| | 35-40 | ... | ... | ... | ... | ... | ... | ... | ... | ... | ... | ... | ... |
| | 40-45 | 1 | 1 | ... | 1 | 1 | ... | ... | ... | ... | ... | ... | ... |
| | 45-50 | ... | ... | ... | ... | ... | ... | ... | ... | ... | ... | ... | ... |
| | 50-55 | ... | ... | ... | ... | ... | ... | ... | ... | ... | ... | ... | ... |
| | 55-60 | ... | ... | ... | ... | ... | ... | ... | ... | ... | ... | ... | ... |
| | 60-65 | ... | ... | ... | ... | ... | ... | ... | ... | ... | ... | ... | ... |
| | 65-70 | ... | ... | ... | ... | ... | ... | ... | ... | ... | ... | ... | ... |
| | 70 and over | ... | ... | ... | ... | ... | ... | ... | ... | ... | ... | ... | ... |



This content downloaded from
106.51.163.168 on Wed, 05 Jun 2024 15:15:17 +00:00
All use subject to https://about.jstor.org/terms



This content downloaded from
106.51.163.168 on Wed, 05 Jun 2024 15:15:17 +00:00
All use subject to https://about.jstor.org/terms

# TABLE VII.

## AGE, SEX AND CIVIL CONDITION.
## PART I.—DISTRICTS AND STATES.

This content downloaded from
106.51.163.168 on Wed, 05 Jun 2024 15:15:17 +00:00
All use subject to https://about.jstor.org/terms

# TABLE VII.

## Age, sex and civil condition. Part I.—Districts and States.

| RELIGIONS. | AGE. | POPULATION. | | | UNMARRIED. | | | MARRIED. | | | WIDOWED. | | |
|---|---|---|---|---|---|---|---|---|---|---|---|---|---|
| | | Persons. | Males. | Females. | Persons. | Males. | Females. | Persons. | Males. | Females. | Persons. | Males. | Females. |
| 1 | 2 | 3 | 4 | 5 | 6 | 7 | 8 | 9 | 10 | 11 | 12 | 13 | 14 |
| **GANJAM.** | | | | | | | | | | | | | |
| All Religions | Total | *18,70,826* | *868,928* | *1,001,898* | *714,065* | *407,953* | *306,112* | *948,912* | *435,155* | *513,757* | *207,849* | *25,820* | *182,029* |
| | 0-5 | 265,359 | 128,340 | 137,319 | 260,017 | 127,155 | 132,862 | 5,534 | 1,157 | 4,377 | 108 | 28 | 80 |
| | 5-10 | 286,946 | 141,150 | 144,796 | 246,071 | 133,975 | 112,096 | 39,006 | 7,018 | 31,988 | 869 | 157 | 712 |
| | 10-15 | 220,652 | 113,606 | 107,046 | 130,444 | 89,688 | 40,756 | 87,519 | 23,492 | 64,027 | 2,689 | 426 | 2,263 |
| | 15-20 | 147,411 | 68,821 | 78,590 | 43,723 | 33,702 | 10,021 | 99,977 | 34,560 | 65,417 | 3,711 | 559 | 3,152 |
| | 20-40 | 549,529 | 238,508 | 311,021 | 29,649 | 21,173 | 8,476 | 472,390 | 212,142 | 260,248 | 47,490 | 5,193 | 42,297 |
| | 40-60 | 294,414 | 134,551 | 159,863 | 3,359 | 1,829 | 1,530 | 199,716 | 122,735 | 76,981 | 91,339 | 9,987 | 81,352 |
| | 60 and over | 107,215 | 43,952 | 63,263 | 802 | 431 | 371 | 44,770 | 34,051 | 10,719 | 61,643 | 9,470 | 52,173 |
| Hindu | Total | *1,810,132* | *838,692* | *971,440* | *684,499* | *391,705* | *292,794* | *922,349* | *422,213* | *500,236* | *203,184* | *24,774* | *178,410* |
| | 0-5 | 256,565 | 123,843 | 132,722 | 251,025 | 122,685 | 128,340 | 5,434 | 1,130 | 4,304 | 106 | 28 | 78 |
| | 5-10 | 276,948 | 136,723 | 140,225 | 237,309 | 129,643 | 107,666 | 38,776 | 6,924 | 31,852 | 863 | 156 | 707 |
| | 10-15 | 213,854 | 110,050 | 103,804 | 124,340 | 86,314 | 38,026 | 86,835 | 23,312 | 63,523 | 2,679 | 424 | 2,255 |
| | 15-20 | 142,543 | 66,563 | 75,980 | 40,846 | 31,850 | 8,996 | 98,037 | 34,165 | 63,872 | 3,660 | 548 | 3,112 |
| | 20-40 | 530,997 | 229,512 | 301,485 | 27,106 | 19,150 | 7,956 | 467,533 | 205,448 | 252,085 | 46,358 | 4,914 | 41,444 |
| | 40-60 | 285,092 | 129,459 | 155,633 | 3,116 | 1,659 | 1,457 | 192,741 | 118,261 | 74,480 | 89,235 | 9,530 | 79,696 |
| | 60 and over | 104,133 | 42,542 | 61,591 | 757 | 404 | 353 | 43,093 | 32,973 | 10,120 | 60,283 | 9,165 | 51,118 |
| Musalman | Total | *5,425* | *2,768* | *2,657* | *2,526* | *1,562* | *964* | *2,235* | *1,117* | *1,118* | *664* | *89* | *575* |
| | 0-5 | 627 | 325 | 302 | 625 | 325 | 300 | 2 | | 2 | | | |
| | 5-10 | 752 | 389 | 363 | 738 | 382 | 356 | 14 | 7 | 7 | | | |
| | 10-15 | 632 | 349 | 283 | 574 | 345 | 229 | 58 | 4 | 54 | | | |
| | 15-20 | 475 | 246 | 229 | 275 | 224 | 51 | 189 | 21 | 168 | 11 | 1 | 10 |
| | 20-40 | 1,728 | 874 | 854 | 278 | 257 | 21 | 1,279 | 589 | 690 | 171 | 28 | 143 |
| | 40-60 | 861 | 429 | 432 | 31 | 26 | 5 | 550 | 373 | 177 | 280 | 30 | 250 |
| | 60 and over | 350 | 156 | 194 | 5 | 3 | 2 | 143 | 123 | 20 | 202 | 30 | 172 |
| Christian | Total | *2,367* | *1,184* | *1,183* | *1,264* | *707* | *557* | *914* | *441* | *473* | *189* | *36* | *153* |
| | 0-5 | 359 | 182 | 177 | 358 | 182 | 176 | 1 | | 1 | | | |
| | 5-10 | 353 | 198 | 155 | 344 | 195 | 149 | 9 | 3 | 6 | | | |
| | 10-15 | 268 | 151 | 117 | 258 | 147 | 111 | 10 | 4 | 6 | | | |
| | 15-20 | 200 | 105 | 95 | 131 | 86 | 45 | 69 | 19 | 50 | | | |
| | 20-40 | 761 | 329 | 432 | 156 | 89 | 67 | 560 | 232 | 328 | 45 | 8 | 37 |
| | 40-60 | 348 | 178 | 170 | 15 | 6 | 9 | 228 | 154 | 74 | 105 | 18 | 87 |
| | 60 and over | 78 | 41 | 37 | 2 | 2 | | 37 | 29 | 8 | 39 | 10 | 29 |
| Animistic | Total | *52,902* | *26,284* | *26,618* | *25,776* | *13,979* | *11,797* | *23,314* | *11,384* | *11,930* | *3,812* | *921* | *2,891* |
| | 0-5 | 8,108 | 3,990 | 4,118 | 8,009 | 3,963 | 4,046 | 97 | 27 | 70 | 2 | | 2 |
| | 5-10 | 7,893 | 3,840 | 4,053 | 7,680 | 3,765 | 3,925 | 207 | 84 | 123 | 6 | 1 | 5 |
| | 10-15 | 5,898 | 3,056 | 2,842 | 5,272 | 2,882 | 2,390 | 616 | 172 | 444 | 10 | 2 | 8 |
| | 15-20 | 4,193 | 1,907 | 2,286 | 2,471 | 1,542 | 929 | 1,682 | 355 | 1,327 | 40 | 10 | 30 |
| | 20-40 | 16,043 | 7,793 | 8,250 | 2,109 | 1,677 | 432 | 13,018 | 5,873 | 7,145 | 916 | 243 | 673 |
| | 40-60 | 8,113 | 4,185 | 3,628 | 197 | 138 | 59 | 6,197 | 3,947 | 2,250 | 1,719 | 400 | 1,319 |
| | 60 and over | 2,654 | 1,213 | 1,441 | 38 | 22 | 16 | 1,497 | 926 | 571 | 1,119 | 265 | 854 |
| **AGENCY, GANJAM.** | | | | | | | | | | | | | |
| All Religions | Total | *350,466* | *175,783* | *174,683* | *179,134* | *97,442* | *81,694* | *144,607* | *71,851* | *72,756* | *26,725* | *6,490* | *20,235* |
| | 0-5 | 51,380 | 25,353 | 26,027 | 50,894 | 25,217 | 25,677 | 474 | 136 | 338 | 12 | | 12 |
| | 5-10 | 57,530 | 29,082 | 28,448 | 56,448 | 28,718 | 27,730 | 1,044 | 357 | 687 | 38 | 7 | 31 |
| | 10-15 | 36,537 | 19,196 | 17,341 | 33,942 | 18,492 | 15,450 | 2,488 | 682 | 1,806 | 107 | 22 | 85 |
| | 15-20 | 32,132 | 15,554 | 16,578 | 21,065 | 12,762 | 8,303 | 10,620 | 2,660 | 7,960 | 447 | 132 | 315 |
| | 20-40 | 116,245 | 56,985 | 59,260 | 15,042 | 11,120 | 3,922 | 92,670 | 43,554 | 49,116 | 8,533 | 2,311 | 6,222 |
| | 40-60 | 46,631 | 24,780 | 21,851 | 1,497 | 983 | 514 | 32,619 | 21,019 | 11,600 | 12,515 | 2,778 | 9,737 |
| | 60 and over | 10,011 | 4,833 | 5,178 | 246 | 150 | 96 | 4,692 | 3,443 | 1,249 | 5,073 | 1,240 | 3,833 |
| Hindu | Total | *127,495* | *64,017* | *63,478* | *62,606* | *34,432* | *28,174* | *54,504* | *27,306* | *27,198* | *10,385* | *2,279* | *8,106* |
| | 0-5 | 19,330 | 9,652 | 9,678 | 19,002 | 9,584 | 9,418 | 324 | 68 | 256 | 4 | | 4 |
| | 5-10 | 21,639 | 10,817 | 10,822 | 20,905 | 10,600 | 10,305 | 718 | 213 | 505 | 16 | 4 | 12 |
| | 10-15 | 13,260 | 7,065 | 6,195 | 11,718 | 6,642 | 5,076 | 1,485 | 414 | 1,071 | 57 | 9 | 48 |
| | 15-20 | 10,873 | 5,510 | 5,363 | 6,199 | 4,209 | 1,990 | 4,473 | 1,231 | 3,242 | 201 | 70 | 131 |
| | 20-40 | 42,389 | 20,651 | 21,738 | 4,053 | 2,931 | 1,122 | 34,827 | 16,887 | 17,940 | 3,509 | 883 | 2,626 |
| | 40-60 | 16,654 | 8,719 | 7,935 | 666 | 432 | 234 | 11,181 | 7,369 | 3,812 | 4,807 | 918 | 3,889 |
| | 60 and over | 3,350 | 1,603 | 1,747 | 63 | 34 | 29 | 1,496 | 1,174 | 322 | 1,791 | 395 | 1,396 |
| Musalman | Total | *61* | *46* | *15* | *24* | *18* | *6* | *34* | *27* | *7* | *3* | *1* | *2* |
| | 0-5 | 1 | 1 | ... | 1 | 1 | | | | | | | |
| | 5-10 | 5 | 3 | 2 | 5 | 3 | 2 | | | | | | |
| | 10-15 | 6 | 3 | 3 | 6 | 3 | 3 | | | | | | |
| | 15-20 | 7 | 6 | 1 | 5 | 5 | | 2 | 1 | 1 | | | ... |
| | 20-40 | 28 | 21 | 7 | 7 | 6 | 1 | 21 | 15 | 6 | | | ... |
| | 40-60 | 14 | 12 | 2 | ... | ... | ... | 11 | 11 | | 3 | 1 | 2 |
| | 60 and over | ... | ... | ... | ... | ... | ... | ... | ... | ... | ... | ... | ... |
| Christian | Total | *1,896* | *976* | *920* | *973* | *543* | *430* | *775* | *398* | *377* | *148* | *35* | *113* |
| | 0-5 | 285 | 153 | 132 | 282 | 151 | 131 | 3 | 2 | 1 | ... | ... | ... |
| | 5-10 | 345 | 171 | 174 | 342 | 170 | 172 | 3 | 1 | 2 | ... | ... | ... |
| | 10-15 | 202 | 102 | 100 | 190 | 100 | 90 | 11 | 2 | 9 | 1 | | 1 |
| | 15-20 | 153 | 78 | 75 | 79 | 54 | 25 | 71 | 23 | 48 | 3 | 1 | 2 |
| | 20-40 | 639 | 328 | 311 | 71 | 61 | 10 | 519 | 255 | 264 | 49 | 12 | 37 |
| | 40-60 | 223 | 115 | 108 | 9 | 7 | 2 | 145 | 95 | 50 | 69 | 13 | 56 |
| | 60 and over | 49 | 29 | 20 | ... | ... | ... | 23 | 20 | 3 | 26 | 9 | 17 |
| Animistic | Total | *221,014* | *110,744* | *110,270* | *115,531* | *62,449* | *53,082* | *89,294* | *44,120* | *45,174* | *16,189* | *4,175* | *12,014* |
| | 0-5 | 31,764 | 15,547 | 16,217 | 31,609 | 15,481 | 16,128 | 147 | 66 | 81 | 8 | | 8 |
| | 5-10 | 35,541 | 18,091 | 17,450 | 35,196 | 17,945 | 17,251 | 323 | 143 | 180 | 22 | 3 | 19 |
| | 10-15 | 23,069 | 12,026 | 11,043 | 22,028 | 11,747 | 10,281 | 992 | 266 | 726 | 49 | 13 | 36 |
| | 15-20 | 21,099 | 9,960 | 11,139 | 14,782 | 8,494 | 6,288 | 6,074 | 1,405 | 4,669 | 243 | 61 | 182 |
| | 20-40 | 73,189 | 35,985 | 37,204 | 10,911 | 8,122 | 2,789 | 57,303 | 26,447 | 30,856 | 4,975 | 1,416 | 3,559 |
| | 40-60 | 29,740 | 15,934 | 13,806 | 822 | 544 | 278 | 21,282 | 13,546 | 7,736 | 7,636 | 1,846 | 5,790 |
| | 60 and over | 6,612 | 3,201 | 3,411 | 183 | 116 | 67 | 3,173 | 2,249 | 924 | 3,256 | 836 | 2,420 |

This content downloaded from 106.51.163.168 on Wed, 05 Jun 2024 15:15:17 +00:00
All use subject to https://about.jstor.org/terms

# TABLE VII.

## Age, Sex and Civil Condition. Part I.—Districts and States—*continued.*

| RELIGIONS. | AGE. | POPULATION. | | | UNMARRIED. | | | MARRIED. | | | WIDOWED. | | |
|---|---|---|---|---|---|---|---|---|---|---|---|---|---|
| | | Persons. | Males. | Females. | Persons. | Males. | Females. | Persons. | Males. | Females. | Persons. | Males. | Females. |
| 1 | 2 | 3 | 4 | 5 | 6 | 7 | 8 | 9 | 10 | 11 | 12 | 13 | 14 |
| **VIZAGAPATAM.** | | | | | | | | | | | | | |
| ALL RELIGIONS | TOTAL | *2,169,670* | *1,050,609* | *1,119,061* | *796,655* | *483,703* | *312,952* | *1,110,702* | *531,868* | *578,834* | *262,313* | *35,038* | *227,275* |
| | 0-5 | 265,177 | 129,389 | 135,788 | 260,793 | 128,759 | 132,034 | 4,305 | 623 | 3,682 | 79 | 7 | 72 |
| | 5-10 | 318,282 | 156,778 | 161,504 | 269,825 | 151,113 | 118,712 | 47,240 | 5,517 | 41,723 | 1,217 | 148 | 1,069 |
| | 10-15 | 262,325 | 137,141 | 125,184 | 160,160 | 114,335 | 45,825 | 98,018 | 22,119 | 75,899 | 4,147 | 687 | 3,460 |
| | 15-20 | 179,048 | 92,220 | 86,828 | 63,041 | 54,231 | 8,810 | 110,093 | 37,150 | 72,943 | 5,914 | 839 | 5,075 |
| | 20-40 | 654,830 | 300,127 | 354,703 | 38,446 | 32,420 | 6,026 | 550,531 | 260,562 | 289,969 | 65,853 | 7,145 | 58,708 |
| | 40-60 | 370,270 | 182,318 | 187,952 | 3,607 | 2,326 | 1,181 | 251,073 | 105,322 | 85,751 | 115,690 | 14,670 | 101,020 |
| | 60 and over | 119,738 | 52,636 | 67,102 | 883 | 519 | 364 | 49,442 | 40,575 | 8,867 | 69,413 | 11,542 | 57,871 |
| HINDU | TOTAL | *2,141,249* | *1,036,742* | *1,104,507* | *783,571* | *476,078* | *307,493* | *1,098,518* | *526,066* | *572,452* | *259,160* | *34,598* | *224,562* |
| | 0-5 | 261,730 | 127,604 | 134,126 | 257,378 | 126,982 | 130,396 | 4,277 | 616 | 3,661 | 75 | 6 | 69 |
| | 5-10 | 313,954 | 154,590 | 159,364 | 265,681 | 148,945 | 116,736 | 47,061 | 5,500 | 41,561 | 1,212 | 145 | 1,067 |
| | 10-15 | 258,767 | 135,343 | 123,424 | 157,180 | 112,615 | 44,565 | 97,462 | 22,041 | 75,421 | 4,125 | 687 | 3,438 |
| | 15-20 | 176,659 | 91,010 | 85,649 | 61,722 | 53,219 | 8,503 | 109,064 | 36,953 | 72,111 | 5,873 | 838 | 5,035 |
| | 20-40 | 646,610 | 296,400 | 350,210 | 37,391 | 31,567 | 5,824 | 544,070 | 257,771 | 286,299 | 65,149 | 7,062 | 58,087 |
| | 40-60 | 365,483 | 179,911 | 185,542 | 3,377 | 2,251 | 1,123 | 247,855 | 103,241 | 84,644 | 114,251 | 14,476 | 99,775 |
| | 60 and over | 118,046 | 51,854 | 66,192 | 842 | 496 | 346 | 48,729 | 39,974 | 8,755 | 68,475 | 11,384 | 57,091 |
| MUSALMAN | TOTAL | *21,781* | *10,607* | *11,174* | *9,721* | *5,802* | *3,919* | *9,493* | *4,484* | *5,009* | *2,567* | *321* | *2,246* |
| | 0-5 | 2,637 | 1,371 | 1,266 | 2,621 | 1,367 | 1,254 | 14 | 3 | 11 | 2 | 1 | 1 |
| | 5-10 | 3,344 | 1,716 | 1,628 | 3,218 | 1,701 | 1,517 | 121 | 12 | 109 | 5 | 3 | 2 |
| | 10-15 | 2,739 | 1,392 | 1,347 | 2,248 | 1,333 | 915 | 474 | 59 | 415 | 17 | | 17 |
| | 15-20 | 1,767 | 906 | 861 | 901 | 745 | 156 | 832 | 160 | 672 | 34 | 1 | 33 |
| | 20-40 | 6,205 | 2,780 | 3,425 | 656 | 597 | 59 | 4,976 | 2,123 | 2,853 | 573 | 60 | 513 |
| | 40-60 | 3,681 | 1,794 | 1,887 | 60 | 45 | 15 | 2,472 | 1,612 | 860 | 1,149 | 137 | 1,012 |
| | 60 and over | 1,408 | 648 | 760 | 17 | 14 | 3 | 604 | 515 | 89 | 787 | 119 | 668 |
| CHRISTIAN | TOTAL | *4,983* | *2,453* | *2,530* | *2,581* | *1,394* | *1,187* | *1,955* | *973* | *982* | *447* | *86* | *361* |
| | 0-5 | 584 | 287 | 297 | 568 | 283 | 285 | 14 | 4 | 10 | 2 | | 2 |
| | 5-10 | 705 | 355 | 350 | 661 | 350 | 311 | 44 | 5 | 39 | | | |
| | 10-15 | 648 | 326 | 322 | 586 | 307 | 279 | 60 | 19 | 41 | 2 | | 2 |
| | 15-20 | 495 | 248 | 247 | 347 | 220 | 127 | 144 | 28 | 116 | 4 | | 4 |
| | 20-40 | 1,486 | 692 | 794 | 325 | 198 | 127 | 1,051 | 482 | 569 | 110 | 12 | 98 |
| | 40-60 | 822 | 427 | 395 | 70 | 27 | 43 | 547 | 362 | 185 | 205 | 38 | 167 |
| | 60 and over | 243 | 118 | 125 | 24 | 9 | 15 | 95 | 73 | 22 | 124 | 36 | 88 |
| OTHERS | TOTAL | *1,657* | *807* | *850* | *782* | *429* | *353* | *736* | *345* | *391* | *139* | *33* | *106* |
| | 0-5 | 226 | 127 | 99 | 226 | 127 | 99 | | | | | | |
| | 5-10 | 279 | 117 | 162 | 265 | 117 | 148 | 14 | | 14 | | | |
| | 10-15 | 171 | 80 | 91 | 146 | 80 | 66 | 22 | | 22 | 3 | | 3 |
| | 15-20 | 127 | 56 | 71 | 71 | 47 | 24 | 53 | 9 | 44 | 3 | | 3 |
| | 20-40 | 529 | 255 | 274 | 74 | 58 | 16 | 434 | 186 | 248 | 21 | 11 | 10 |
| | 40-60 | 284 | 156 | 128 | | | | 199 | 137 | 62 | 85 | 19 | 66 |
| | 60 and over | 41 | 16 | 25 | | | | 14 | 13 | 1 | 27 | 3 | 24 |
| **AGENCY, VIZAGAPATAM.** | | | | | | | | | | | | | |
| ALL RELIGIONS | TOTAL | *1,020,151* | *511,221* | *508,930* | *471,655* | *260,130* | *211,525* | *468,472* | *232,766* | *235,706* | *80,024* | *18,325* | *61,699* |
| | 0-5 | 133,767 | 64,732 | 69,035 | 133,139 | 64,502 | 68,637 | 610 | 225 | 385 | 18 | 5 | 13 |
| | 5-10 | 157,515 | 79,897 | 77,618 | 154,563 | 79,032 | 75,531 | 2,831 | 845 | 1,986 | 121 | 20 | 101 |
| | 10-15 | 111,422 | 59,789 | 51,633 | 100,154 | 56,894 | 43,260 | 10,913 | 2,836 | 8,077 | 355 | 59 | 296 |
| | 15-20 | 80,612 | 38,076 | 41,636 | 48,983 | 29,497 | 14,486 | 35,239 | 9,210 | 26,029 | 1,390 | 269 | 1,121 |
| | 20-40 | 351,047 | 170,294 | 180,753 | 36,037 | 27,778 | 8,259 | 292,267 | 136,206 | 156,061 | 22,743 | 6,310 | 16,433 |
| | 40-60 | 151,688 | 81,774 | 69,914 | 3,201 | 2,077 | 1,124 | 110,917 | 71,946 | 38,971 | 37,570 | 7,751 | 29,819 |
| | 60 and over | 34,100 | 15,759 | 18,341 | 578 | 350 | 228 | 15,695 | 11,498 | 4,197 | 17,827 | 3,911 | 13,916 |
| HINDU | TOTAL | *763,976* | *382,368* | *381,608* | *349,963* | *193,464* | *156,499* | *352,074* | *175,345* | *176,729* | *61,939* | *13,559* | *48,380* |
| | 0-5 | 99,260 | 47,861 | 51,399 | 98,744 | 47,681 | 51,063 | 501 | 176 | 325 | 15 | 4 | 11 |
| | 5-10 | 117,634 | 59,558 | 58,076 | 115,213 | 58,873 | 56,340 | 2,327 | 668 | 1,659 | 94 | 17 | 77 |
| | 10-15 | 85,350 | 45,551 | 39,799 | 75,984 | 43,202 | 32,782 | 9,070 | 2,305 | 6,765 | 296 | 44 | 252 |
| | 15-20 | 60,011 | 29,591 | 30,420 | 31,993 | 22,166 | 9,827 | 26,918 | 7,228 | 19,690 | 1,100 | 197 | 903 |
| | 20-40 | 262,318 | 126,925 | 135,393 | 25,175 | 19,664 | 5,511 | 219,515 | 102,656 | 116,859 | 17,628 | 4,605 | 13,023 |
| | 40-60 | 113,691 | 61,219 | 52,472 | 2,388 | 1,594 | 794 | 82,214 | 53,829 | 28,385 | 29,089 | 5,796 | 23,293 |
| | 60 and over | 25,712 | 11,663 | 14,049 | 466 | 284 | 182 | 11,629 | 8,483 | 3,046 | 13,717 | 2,896 | 10,821 |
| MUSALMAN | TOTAL | *2,094* | *1,049* | *1,045* | *819* | *488* | *331* | *1,035* | *519* | *516* | *240* | *42* | *198* |
| | 0-5 | 217 | 109 | 108 | 216 | 109 | 107 | 1 | | 1 | | | |
| | 5-10 | 294 | 151 | 143 | 289 | 150 | 139 | 4 | 1 | 3 | 1 | | 1 |
| | 10-15 | 192 | 109 | 83 | 162 | 103 | 59 | 29 | 6 | 23 | 1 | | 1 |
| | 15-20 | 149 | 57 | 92 | 60 | 45 | 15 | 85 | 12 | 73 | 4 | | 4 |
| | 20-40 | 750 | 383 | 367 | 81 | 72 | 9 | 612 | 294 | 318 | 57 | 17 | 40 |
| | 40-60 | 414 | 210 | 204 | 9 | 8 | 1 | 278 | 185 | 93 | 127 | 17 | 110 |
| | 60 and over | 78 | 30 | 48 | 2 | 1 | 1 | 26 | 21 | 5 | 50 | 8 | 42 |
| CHRISTIAN | TOTAL | *9,753* | *4,929* | *4,824* | *4,638* | *2,436* | *2,202* | *4,638* | *2,360* | *2,278* | *477* | *133* | *344* |
| | 0-5 | 1,464 | 692 | 772 | 1,452 | 687 | 765 | 12 | 5 | 7 | | | |
| | 5-10 | 1,511 | 732 | 779 | 1,490 | 728 | 762 | 20 | 3 | 17 | 1 | 1 | |
| | 10-15 | 1,089 | 624 | 465 | 997 | 598 | 399 | 90 | 25 | 65 | 2 | 1 | 1 |
| | 15-20 | 800 | 396 | 404 | 383 | 253 | 130 | 408 | 141 | 267 | 9 | 2 | 7 |
| | 20-40 | 3,426 | 1,730 | 1,696 | 278 | 152 | 126 | 2,996 | 1,536 | 1,460 | 152 | 42 | 110 |
| | 40-60 | 1,209 | 588 | 621 | 32 | 14 | 18 | 954 | 522 | 432 | 223 | 52 | 171 |
| | 60 and over | 254 | 167 | 87 | 6 | 4 | 2 | 158 | 128 | 30 | 90 | 35 | 55 |
| ANIMISTIC | TOTAL | *244,328* | *122,875* | *121,453* | *116,235* | *63,742* | *52,493* | *110,725* | *54,542* | *56,183* | *17,368* | *4,591* | *12,777* |
| | 0-5 | 32,826 | 16,070 | 16,756 | 32,727 | 16,025 | 16,702 | 96 | 44 | 52 | 3 | 1 | 2 |
| | 5-10 | 38,076 | 19,456 | 18,620 | 37,671 | 19,281 | 18,390 | 480 | 173 | 307 | 25 | 2 | 23 |
| | 10-15 | 24,791 | 13,505 | 11,286 | 23,011 | 12,991 | 10,020 | 1,724 | 500 | 1,224 | 56 | 14 | 42 |
| | 15-20 | 19,652 | 8,932 | 10,720 | 11,647 | 7,033 | 4,514 | 7,828 | 1,829 | 5,999 | 277 | 70 | 207 |
| | 20-40 | 84,563 | 41,256 | 43,297 | 10,503 | 7,890 | 2,613 | 69,144 | 31,720 | 37,424 | 4,906 | 1,640 | 3,260 |
| | 40-60 | 35,374 | 19,757 | 16,617 | 772 | 461 | 311 | 27,471 | 17,410 | 10,061 | 8,131 | 1,886 | 6,245 |
| | 60 and over | 8,056 | 3,899 | 4,157 | 104 | 61 | 43 | 3,982 | 2,866 | 1,116 | 3,970 | 972 | 2,998 |

This content downloaded from 106.51.163.168 on Wed, 05 Jun 2024 15:15:17 +00:00
All use subject to https://about.jstor.org/terms

# TABLE VII.

## Age, Sex and Civil Condition. Part I.—Districts and States—*continued.*

| RELIGIONS. | AGE. | POPULATION. | | | UNMARRIED. | | | MARRIED. | | | WIDOWED. | | |
|---|---|---|---|---|---|---|---|---|---|---|---|---|---|
| | | Persons. | Males. | Females. | Persons. | Males. | Females. | Persons. | Males. | Females. | Persons. | Males. | Females. |
| 1 | 2 | 3 | 4 | 5 | 6 | 7 | 8 | 9 | 10 | 11 | 12 | 13 | 14 |
| **GODAVARI.** | | | | | | | | | | | | | |
| ALL RELIGIONS | TOTAL | *1,445,957* | *707,702* | *738,255* | *606,306* | *364,901* | *241,405* | *660,270* | *319,419* | *340,851* | *179,381* | *23,382* | *155,999* |
| | 0-5 | 193,984 | 97,422 | 96,562 | 193,013 | 97,250 | 95,763 | 875 | 108 | 767 | 96 | 4 | 92 |
| | 5-10 | 201,568 | 101,613 | 99,955 | 190,029 | 100,381 | 89,648 | 11,180 | 1,212 | 9,968 | 359 | 20 | 339 |
| | 10-15 | 178,338 | 96,104 | 82,234 | 131,794 | 90,039 | 41,755 | 44,686 | 5,935 | 38,751 | 1,858 | 130 | 1,728 |
| | 15-20 | 120,016 | 58,494 | 61,522 | 47,999 | 41,437 | 6,562 | 68,271 | 16,854 | 51,417 | 3,746 | 203 | 3,543 |
| | 20-40 | 433,637 | 201,770 | 231,867 | 37,979 | 31,978 | 6,001 | 348,011 | 164,966 | 183,045 | 47,647 | 4,826 | 42,821 |
| | 40-60 | 230,962 | 112,991 | 117,971 | 4,374 | 3,111 | 1,263 | 150,563 | 100,215 | 50,348 | 76,025 | 9,665 | 66,360 |
| | 60 and over | 87,452 | 39,308 | 48,144 | 1,118 | 705 | 413 | 36,684 | 30,069 | 6,615 | 49,650 | 8,534 | 41,116 |
| HINDU | TOTAL | *1,412,861* | *691,267* | *721,594* | *591,754* | *356,470* | *235,284* | *645,860* | *312,123* | *333,737* | *175,247* | *22,674* | *152,573* |
| | 0-5 | 190,049 | 95,467 | 94,582 | 189,105 | 95,301 | 93,804 | 853 | 162 | 691 | 91 | 4 | 87 |
| | 5-10 | 197,011 | 99,386 | 97,625 | 185,595 | 98,174 | 87,421 | 11,056 | 1,192 | 9,874 | 350 | 20 | 330 |
| | 10-15 | 174,295 | 94,603 | 80,292 | 128,346 | 88,026 | 40,320 | 44,118 | 5,851 | 38,267 | 1,831 | 126 | 1,705 |
| | 15-20 | 117,177 | 57,087 | 60,090 | 46,541 | 40,251 | 6,290 | 66,917 | 16,690 | 50,302 | 3,689 | 196 | 3,493 |
| | 20-40 | 423,334 | 196,741 | 226,593 | 36,823 | 30,992 | 5,831 | 339,871 | 161,083 | 178,788 | 46,640 | 4,666 | 41,974 |
| | 40-60 | 225,583 | 110,241 | 115,342 | 4,261 | 3,039 | 1,222 | 147,141 | 97,821 | 49,320 | 74,181 | 9,381 | 64,800 |
| | 60 and over | 85,412 | 38,342 | 47,070 | 1,083 | 687 | 396 | 35,864 | 29,374 | 6,490 | 48,465 | 8,281 | 40,184 |
| MUSALMAN | TOTAL | *24,447* | *12,058* | *12,389* | *10,369* | *6,104* | *4,265* | *10,740* | *5,370* | *5,370* | *3,338* | *584* | *2,754* |
| | 0-5 | 2,864 | 1,421 | 1,443 | 2,841 | 1,415 | 1,426 | 19 | 6 | 13 | 4 | | 4 |
| | 5-10 | 3,374 | 1,650 | 1,724 | 3,281 | 1,633 | 1,648 | 84 | 17 | 67 | 9 | | 9 |
| | 10-15 | 2,928 | 1,511 | 1,417 | 2,433 | 1,441 | 992 | 474 | 67 | 407 | 21 | 3 | 18 |
| | 15-20 | 2,081 | 1,027 | 1,054 | 952 | 836 | 116 | 1,084 | 184 | 900 | 45 | 7 | 38 |
| | 20-40 | 7,563 | 3,693 | 3,870 | 764 | 706 | 58 | 6,007 | 2,860 | 3,147 | 792 | 127 | 665 |
| | 40-60 | 4,047 | 2,029 | 2,018 | 75 | 58 | 17 | 2,473 | 1,727 | 746 | 1,499 | 244 | 1,255 |
| | 60 and over | 1,590 | 727 | 863 | 23 | 15 | 8 | 599 | 509 | 90 | 968 | 203 | 765 |
| CHRISTIAN | TOTAL | *8,240* | *4,157* | *4,083* | *3,989* | *2,211* | *1,778* | *3,483* | *1,827* | *1,656* | *768* | *119* | *649* |
| | 0-5 | 1,015 | 508 | 507 | 1,011 | 508 | 503 | 3 | | 3 | 1 | | 1 |
| | 5-10 | 1,116 | 542 | 574 | 1,087 | 539 | 548 | 29 | 3 | 26 | | | |
| | 10-15 | 1,063 | 558 | 505 | 972 | 542 | 430 | 86 | 15 | 71 | 5 | 1 | 4 |
| | 15-20 | 720 | 359 | 361 | 490 | 335 | 155 | 218 | 24 | 194 | 12 | | 12 |
| | 20-40 | 2,624 | 1,280 | 1,344 | 380 | 271 | 109 | 2,041 | 977 | 1,064 | 203 | 32 | 171 |
| | 40-60 | 1,274 | 685 | 589 | 38 | 14 | 24 | 901 | 635 | 266 | 335 | 36 | 299 |
| | 60 and over | 428 | 225 | 203 | 11 | 2 | 9 | 205 | 173 | 32 | 212 | 50 | 162 |
| OTHERS | TOTAL | *409* | *220* | *189* | *194* | *116* | *78* | *187* | *99* | *88* | *28* | *5* | *23* |
| | 0-5 | 56 | 26 | 30 | 56 | 26 | 30 | ... | ... | ... | ... | ... | ... |
| | 5-10 | 67 | 35 | 32 | 66 | 35 | 31 | 1 | ... | 1 | ... | ... | ... |
| | 10-15 | 52 | 32 | 20 | 43 | 30 | 13 | 8 | 2 | 6 | 1 | ... | 1 |
| | 15-20 | 38 | 21 | 17 | 16 | 15 | 1 | 22 | 6 | 16 | ... | ... | ... |
| | 20-40 | 116 | 56 | 60 | 12 | 9 | 3 | 92 | 46 | 46 | 12 | 1 | 11 |
| | 40-60 | 58 | 36 | 22 | ... | ... | ... | 48 | 32 | 16 | 10 | 4 | 6 |
| | 60 and over | 22 | 14 | 8 | 1 | 1 | ... | 16 | 13 | 3 | 5 | ... | 5 |
| **AGENCY, GODAVARI.** | | | | | | | | | | | | | |
| ALL RELIGIONS | TOTAL | *206,902* | *104,496* | *102,406* | *100,163* | *56,851* | *43,312* | *86,068* | *43,173* | *42,895* | *20,671* | *4,472* | *16,199* |
| | 0-5 | 29,656 | 14,497 | 15,159 | 29,583 | 14,471 | 15,112 | 70 | 25 | 45 | 3 | 1 | 2 |
| | 5-10 | 32,870 | 16,362 | 16,508 | 32,098 | 16,234 | 15,864 | 747 | 123 | 624 | 25 | 5 | 20 |
| | 10-15 | 24,086 | 12,648 | 11,438 | 20,653 | 12,129 | 8,524 | 3,294 | 501 | 2,793 | 139 | 18 | 121 |
| | 15-20 | 16,844 | 8,263 | 8,581 | 8,928 | 6,721 | 2,207 | 7,540 | 1,474 | 6,066 | 376 | 68 | 308 |
| | 20-40 | 64,903 | 32,204 | 32,699 | 8,131 | 6,797 | 1,334 | 50,714 | 24,025 | 26,689 | 6,058 | 1,382 | 4,676 |
| | 40-60 | 28,921 | 15,826 | 13,095 | 593 | 394 | 199 | 19,560 | 13,588 | 5,972 | 8,768 | 1,844 | 6,924 |
| | 60 and over | 9,622 | 4,696 | 4,926 | 177 | 105 | 72 | 4,143 | 3,137 | 706 | 5,302 | 1,154 | 4,148 |
| HINDU | TOTAL | *182,451* | *92,255* | *90,196* | *87,916* | *50,243* | *37,673* | *75,992* | *38,165* | *37,827* | *18,543* | *3,847* | *14,696* |
| | 0-5 | 25,846 | 12,631 | 13,215 | 25,783 | 12,606 | 13,177 | 60 | 24 | 36 | 3 | 1 | 2 |
| | 5-10 | 28,993 | 14,460 | 14,533 | 28,261 | 14,356 | 13,905 | 708 | 100 | 608 | 24 | 4 | 20 |
| | 10-15 | 21,377 | 11,270 | 10,107 | 18,152 | 10,799 | 7,353 | 3,090 | 454 | 2,636 | 135 | 17 | 118 |
| | 15-20 | 14,737 | 7,287 | 7,450 | 7,771 | 5,948 | 1,823 | 6,631 | 1,281 | 5,350 | 335 | 58 | 277 |
| | 20-40 | 57,308 | 28,461 | 28,847 | 7,261 | 6,081 | 1,180 | 44,584 | 21,187 | 23,397 | 5,463 | 1,193 | 4,270 |
| | 40-60 | 25,604 | 14,001 | 11,603 | 534 | 361 | 173 | 17,268 | 12,084 | 5,184 | 7,802 | 1,556 | 6,246 |
| | 60 and over | 8,586 | 4,145 | 4,441 | 154 | 92 | 62 | 3,651 | 3,035 | 616 | 4,781 | 1,018 | 3,763 |
| MUSALMAN | TOTAL | *2,580* | *1,314* | *1,266* | *1,197* | *711* | *486* | *1,085* | *554* | *531* | *298* | *49* | *249* |
| | 0-5 | 338 | 151 | 187 | 337 | 151 | 186 | 1 | | 1 | | | |
| | 5-10 | 386 | 184 | 202 | 377 | 181 | 196 | 9 | 3 | 6 | | | |
| | 10-15 | 267 | 156 | 111 | 243 | 154 | 89 | 24 | 2 | 22 | | | |
| | 15-20 | 213 | 94 | 119 | 96 | 86 | 10 | 110 | 8 | 102 | 7 | | 7 |
| | 20-40 | 882 | 478 | 404 | 138 | 133 | 5 | 657 | 325 | 332 | 87 | 20 | 67 |
| | 40-60 | 385 | 203 | 182 | 5 | 5 | | 241 | 177 | 64 | 139 | 21 | 118 |
| | 60 and over | 109 | 48 | 61 | 1 | 1 | | 43 | 39 | 4 | 65 | 8 | 57 |
| CHRISTIAN | TOTAL | *1,616* | *800* | *816* | *812* | *425* | *394* | *651* | *347* | *304* | *146* | *28* | *118* |
| | 0-5 | 225 | 102 | 123 | 225 | 102 | 123 | | | | | | |
| | 5-10 | 244 | 117 | 127 | 244 | 117 | 127 | | | | | | |
| | 10-15 | 197 | 94 | 103 | 194 | 94 | 100 | 2 | | 2 | 1 | | 1 |
| | 15-20 | 145 | 54 | 91 | 89 | 50 | 39 | 54 | 4 | 50 | 2 | | 2 |
| | 20-40 | 531 | 295 | 236 | 62 | 57 | 5 | 424 | 221 | 203 | 45 | 17 | 28 |
| | 40-60 | 209 | 112 | 97 | 4 | 4 | | 141 | 87 | 54 | 64 | 11 | 53 |
| | 60 and over | 65 | 26 | 39 | 1 | 1 | | 30 | 25 | 5 | 34 | | 34 |
| ANIMISTIC | TOTAL | *20,255* | *10,127* | *10,128* | *10,231* | *5,472* | *4,759* | *8,340* | *4,107* | *4,233* | *1,684* | *548* | *1,136* |
| | 0-5 | 3,247 | 1,613 | 1,634 | 3,238 | 1,612 | 1,626 | 9 | 1 | 8 | | | |
| | 5-10 | 3,247 | 1,601 | 1,646 | 3,216 | 1,580 | 1,636 | 30 | 20 | 10 | 1 | 1 | |
| | 10-15 | 2,245 | 1,128 | 1,117 | 2,064 | 1,082 | 982 | 178 | 45 | 133 | 3 | 1 | 2 |
| | 15-20 | 1,749 | 828 | 921 | 972 | 637 | 335 | 745 | 181 | 564 | 32 | 10 | 22 |
| | 20-40 | 6,182 | 2,970 | 3,212 | 670 | 526 | 144 | 5,049 | 2,292 | 2,757 | 463 | 152 | 311 |
| | 40-60 | 2,723 | 1,510 | 1,213 | 60 | 24 | 36 | 1,910 | 1,230 | 680 | 763 | 256 | 507 |
| | 60 and over | 862 | 477 | 385 | 21 | 11 | 10 | 419 | 338 | 81 | 422 | 128 | 294 |

This content downloaded from
106.51.163.168 on Wed, 05 Jun 2024 15:15:17 +00:00
All use subject to https://about.jstor.org/terms

# TABLE VII.

## Age, Sex and Civil Condition. Part I.—Districts and States—*continued.*

| RELIGIONS. | AGE. | POPULATION. | | | UNMARRIED. | | | MARRIED. | | | WIDOWED. | | |
|---|---|---|---|---|---|---|---|---|---|---|---|---|---|
| | | Persons. | Males. | Females. | Persons. | Males. | Females. | Persons. | Males. | Females. | Persons. | Males. | Females. |
| 1 | 2 | 3 | 4 | 5 | 6 | 7 | 8 | 9 | 10 | 11 | 12 | 13 | 14 |
| **KISTNA.** | | | | | | | | | | | | | |
| All Religions | Total ... | *1,997,535* | *994,961* | *1,002,574* | *862,171* | *517,102* | *345,069* | *902,871* | *445,218* | *457,653* | *232,493* | *32,641* | *199,852* |
| | 0-5 ... | 267,400 | 131,652 | 135,748 | 266,389 | 131,464 | 134,925 | 954 | 176 | 778 | 57 | 12 | 45 |
| | 5-10 ... | 277,494 | 138,950 | 138,541 | 266,732 | 137,851 | 128,881 | 10,434 | 1,071 | 9,363 | 323 | 28 | 300 |
| | 10-15 ... | 249,684 | 132,464 | 117,220 | 193,369 | 126,785 | 66,584 | 54,180 | 5,557 | 48,623 | 2,135 | 122 | 2,013 |
| | 15-20 ... | 172,330 | 86,075 | 86,255 | 74,907 | 67,451 | 7,456 | 92,466 | 18,335 | 74,131 | 4,957 | 289 | 4,668 |
| | 20-40 ... | 589,545 | 286,815 | 302,730 | 54,327 | 48,970 | 5,357 | 476,499 | 231,191 | 245,008 | 58,719 | 6,354 | 52,365 |
| | 40-60 ... | 309,380 | 157,165 | 152,215 | 5,016 | 3,640 | 1,376 | 212,208 | 141,341 | 70,867 | 92,156 | 12,184 | 79,972 |
| | 60 and over ... | 131,702 | 61,850 | 69,852 | 1,431 | 941 | 490 | 56,130 | 47,247 | 8,883 | 74,141 | 13,652 | 60,489 |
| Hindu | Total ... | *1,875,458* | *933,429* | *942,029* | *503,923* | *483,674* | *320,249* | *850,147* | *418,808* | *431,339* | *221,388* | *30,947* | *190,441* |
| | 0-5 ... | 250,828 | 123,409 | 127,329 | 249,861 | 123,324 | 126,537 | 913 | 105 | 748 | 54 | 10 | 44 |
| | 5-10 ... | 260,046 | 130,557 | 129,489 | 249,491 | 120,493 | 119,098 | 10,243 | 1,037 | 9,206 | 312 | 27 | 285 |
| | 10-15 ... | 234,319 | 124,395 | 109,924 | 179,479 | 118,962 | 60,517 | 52,753 | 5,318 | 47,435 | 2,087 | 115 | 1,972 |
| | 15-20 ... | 161,552 | 80,562 | 80,990 | 69,003 | 62,487 | 6,516 | 87,784 | 17,793 | 69,991 | 4,765 | 282 | 4,483 |
| | 20-40 ... | 552,849 | 268,850 | 283,999 | 50,017 | 45,093 | 4,934 | 446,770 | 217,784 | 228,986 | 56,062 | 5,983 | 50,079 |
| | 40-60 ... | 291,466 | 147,435 | 144,031 | 4,733 | 3,447 | 1,286 | 199,120 | 132,426 | 66,694 | 87,613 | 11,562 | 76,051 |
| | 60 and over ... | 124,398 | 58,131 | 66,267 | 1,339 | 878 | 461 | 52,564 | 44,285 | 8,279 | 70,495 | 12,968 | 57,527 |
| Musalman | Total ... | *70,733* | *35,707* | *35,026* | *33,692* | *19,815* | *13,877* | *29,791* | *14,893* | *14,898* | *7,250* | *999* | *6,251* |
| | 0-5 ... | 9,423 | 4,732 | 4,691 | 9,402 | 4,729 | 4,673 | 19 | 2 | 17 | 2 | 1 | 1 |
| | 5-10 ... | 10,250 | 5,005 | 5,245 | 10,123 | 4,982 | 5,141 | 118 | 22 | 96 | 9 | 1 | 8 |
| | 10-15 ... | 8,853 | 4,688 | 4,165 | 7,873 | 4,500 | 3,373 | 947 | 182 | 765 | 33 | 6 | 27 |
| | 15-20 ... | 6,274 | 3,160 | 3,114 | 3,288 | 2,834 | 454 | 2,834 | 321 | 2,513 | 152 | 5 | 147 |
| | 20-40 ... | 20,274 | 10,248 | 10,526 | 2,781 | 2,594 | 187 | 16,289 | 7,148 | 8,841 | 1,704 | 206 | 1,498 |
| | 40-60 ... | 10,552 | 5,066 | 4,886 | 168 | 133 | 35 | 7,449 | 5,152 | 2,297 | 2,935 | 381 | 2,554 |
| | 60 and over ... | 4,607 | 2,208 | 2,399 | 57 | 43 | 14 | 2,135 | 1,766 | 369 | 2,415 | 399 | 2,016 |
| Christian | Total ... | *49,863* | *25,070* | *24,793* | *23,822* | *13,197* | *10,625* | *22,263* | *11,197* | *11,066* | *3,778* | *676* | *3,102* |
| | 0-5 ... | 6,892 | 3,294 | 3,598 | 6,871 | 3,286 | 3,585 | 20 | 7 | 13 | 1 | 1 | ... |
| | 5-10 ... | 6,986 | 3,287 | 3,699 | 6,912 | 3,276 | 3,636 | 68 | 11 | 57 | 6 | ... | 6 |
| | 10-15 ... | 6,328 | 3,284 | 3,042 | 5,857 | 3,231 | 2,626 | 455 | 52 | 403 | 14 | 1 | 13 |
| | 15-20 ... | 4,384 | 2,290 | 2,094 | 2,554 | 2,074 | 480 | 1,790 | 214 | 1,576 | 40 | 2 | 38 |
| | 20-40 ... | 15,470 | 7,497 | 7,973 | 1,480 | 1,252 | 228 | 13,049 | 6,083 | 6,966 | 941 | 162 | 779 |
| | 40-60 ... | 7,177 | 3,961 | 3,216 | 113 | 58 | 55 | 5,489 | 3,667 | 1,822 | 1,575 | 236 | 1,339 |
| | 60 and over ... | 2,628 | 1,457 | 1,171 | 35 | 20 | 15 | 1,392 | 1,163 | 229 | 1,201 | 274 | 927 |
| Others | Total ... | *1,481* | *755* | *726* | *734* | *416* | *318* | *670* | *320* | *350* | *77* | *19* | *58* |
| | 0-5 ... | 257 | 127 | 130 | 255 | 125 | 130 | 2 | 2 | ... | ... | ... | ... |
| | 5-10 ... | 212 | 101 | 111 | 206 | 100 | 106 | 5 | 1 | 4 | 1 | ... | 1 |
| | 10-15 ... | 186 | 97 | 89 | 160 | 92 | 68 | 25 | 5 | 20 | 1 | ... | 1 |
| | 15-20 ... | 120 | 63 | 57 | 62 | 56 | 6 | 58 | 7 | 51 | ... | ... | ... |
| | 20-40 ... | 452 | 220 | 232 | 49 | 41 | 8 | 391 | 176 | 215 | 12 | 3 | 9 |
| | 40-60 ... | 185 | 103 | 82 | 2 | 2 | ... | 150 | 96 | 54 | 33 | 5 | 28 |
| | 60 and over ... | 69 | 44 | 25 | ... | ... | ... | 39 | 33 | 6 | 30 | 11 | 19 |
| **GUNTUR.** | | | | | | | | | | | | | |
| All Religions | Total ... | *1,697,551* | *856,665* | *840,886* | *729,165* | *441,880* | *287,285* | *782,104* | *386,686* | *395,418* | *186,282* | *28,099* | *158,183* |
| | 0-5 ... | 218,979 | 107,536 | 111,443 | 218,504 | 107,420 | 111,084 | 457 | 113 | 344 | 18 | 3 | 15 |
| | 5-10 ... | 218,330 | 108,274 | 110,056 | 211,331 | 107,879 | 103,452 | 6,862 | 379 | 6,488 | 137 | 13 | 121 |
| | 10-15 ... | 209,633 | 109,433 | 100,200 | 167,312 | 106,651 | 60,661 | 41,158 | 2,737 | 38,421 | 1,163 | 45 | 1,118 |
| | 15-20 ... | 144,262 | 73,510 | 70,752 | 68,878 | 61,330 | 7,548 | 72,092 | 12,028 | 60,064 | 3,292 | 152 | 3,140 |
| | 20-40 ... | 497,531 | 248,188 | 249,343 | 57,832 | 54,560 | 3,272 | 399,376 | 180,731 | 209,645 | 40,333 | 4,197 | 36,136 |
| | 40-60 ... | 281,423 | 146,528 | 134,895 | 4,098 | 3,132 | 966 | 203,907 | 132,566 | 71,341 | 73,418 | 10,830 | 62,588 |
| | 60 and over ... | 127,393 | 62,896 | 64,197 | 1,220 | 908 | 312 | 58,252 | 49,132 | 9,120 | 67,921 | 12,856 | 55,065 |
| Hindu | Total ... | *1,417,410* | *729,222* | *718,188* | *609,981* | *372,835* | *237,146* | *671,270* | *331,667* | *339,603* | *166,159* | *24,720* | *141,439* |
| | 0-5 ... | 183,501 | 90,169 | 93,332 | 183,074 | 90,071 | 93,003 | 411 | 95 | 316 | 16 | 3 | 13 |
| | 5-10 ... | 183,216 | 90,776 | 92,440 | 176,504 | 90,105 | 86,099 | 6,584 | 356 | 6,228 | 128 | 15 | 113 |
| | 10-15 ... | 177,678 | 92,573 | 85,105 | 133,586 | 89,964 | 43,622 | 38,001 | 2,569 | 35,432 | 1,091 | 40 | 1,051 |
| | 15-20 ... | 122,725 | 63,035 | 59,690 | 57,556 | 51,831 | 5,725 | 62,151 | 11,064 | 51,087 | 3,018 | 140 | 2,878 |
| | 20-40 ... | 424,788 | 211,969 | 212,819 | 49,516 | 46,909 | 2,607 | 339,132 | 161,371 | 177,761 | 36,140 | 3,689 | 32,451 |
| | 40-60 ... | 243,853 | 126,246 | 117,607 | 3,669 | 2,848 | 821 | 174,912 | 113,826 | 61,086 | 65,272 | 9,572 | 55,700 |
| | 60 and over ... | 111,649 | 54,454 | 57,195 | 1,076 | 807 | 269 | 50,079 | 42,386 | 7,693 | 60,494 | 11,261 | 49,233 |
| Musalman | Total ... | *117,272* | *59,523* | *57,749* | *57,475* | *33,573* | *23,902* | *50,049* | *24,608* | *25,441* | *9,748* | *1,342* | *8,406* |
| | 0-5 ... | 16,686 | 8,281 | 8,405 | 16,659 | 8,276 | 8,383 | 25 | 5 | 20 | 2 | ... | 2 |
| | 5-10 ... | 17,074 | 8,458 | 8,616 | 16,952 | 8,451 | 8,501 | 120 | 7 | 113 | 2 | ... | 2 |
| | 10-15 ... | 15,353 | 7,988 | 7,365 | 13,899 | 7,914 | 5,985 | 1,421 | 69 | 1,352 | 33 | 5 | 28 |
| | 15-20 ... | 10,170 | 5,013 | 5,157 | 5,377 | 4,609 | 768 | 4,657 | 400 | 4,257 | 136 | 4 | 132 |
| | 20-40 ... | 33,302 | 16,850 | 16,452 | 4,353 | 4,147 | 206 | 26,976 | 12,520 | 14,456 | 1,973 | 183 | 1,790 |
| | 40-60 ... | 17,345 | 9,200 | 8,136 | 179 | 131 | 48 | 13,183 | 8,607 | 4,576 | 3,983 | 471 | 3,512 |
| | 60 and over ... | 7,342 | 3,724 | 3,618 | 56 | 45 | 11 | 3,637 | 3,000 | 637 | 3,619 | 679 | 2,940 |
| Christian | Total ... | *123,707* | *63,250* | *60,457* | *57,115* | *32,933* | *24,182* | *56,660* | *28,395* | *28,265* | *9,932* | *1,922* | *8,010* |
| | 0-5 ... | 17,282 | 8,395 | 8,887 | 17,261 | 8,382 | 8,879 | 21 | 13 | 8 | ... | ... | ... |
| | 5-10 ... | 16,601 | 8,313 | 8,288 | 16,450 | 8,299 | 8,151 | 145 | 14 | 131 | 6 | ... | 6 |
| | 10-15 ... | 15,471 | 8,278 | 7,193 | 13,815 | 8,186 | 5,629 | 1,630 | 92 | 1,538 | 36 | ... | 36 |
| | 15-20 ... | 10,637 | 5,106 | 5,531 | 6,096 | 4,594 | 1,502 | 4,915 | 504 | 4,411 | 126 | 8 | 118 |
| | 20-40 ... | 36,820 | 18,374 | 18,446 | 3,691 | 3,282 | 409 | 30,989 | 14,793 | 16,196 | 2,140 | 299 | 1,841 |
| | 40-60 ... | 19,017 | 10,365 | 8,652 | 232 | 141 | 91 | 14,784 | 9,482 | 5,302 | 4,001 | 742 | 3,259 |
| | 60 and over ... | 7,879 | 4,419 | 3,460 | 80 | 49 | 31 | 4,176 | 3,497 | 679 | 3,623 | 873 | 2,750 |
| Animistic | Total ... | *9,069* | *4,582* | *4,487* | *4,534* | *2,480* | *2,054* | *4,094* | *1,988* | *2,106* | *441* | *114* | *327* |
| | 0-5 ... | 1,509 | 690 | 819 | 1,509 | 690 | 819 | ... | ... | ... | ... | ... | ... |
| | 5-10 ... | 1,439 | 727 | 712 | 1,435 | 724 | 701 | 13 | 2 | 11 | 1 | 1 | ... |
| | 10-15 ... | 1,118 | 582 | 536 | 1,009 | 575 | 434 | 106 | 7 | 99 | 3 | ... | 3 |
| | 15-20 ... | 712 | 338 | 374 | 331 | 278 | 53 | 369 | 60 | 309 | 12 | ... | 12 |
| | 20-40 ... | 2,569 | 1,246 | 1,323 | 235 | 195 | 40 | 2,255 | 1,025 | 1,230 | 79 | 26 | 53 |
| | 40-60 ... | 1,199 | 700 | 499 | 17 | 11 | 6 | 1,021 | 645 | 376 | 161 | 44 | 117 |
| | 60 and over ... | 523 | 299 | 224 | 8 | 7 | 1 | 330 | 249 | 81 | 185 | 43 | 142 |

This content downloaded from 106.51.163.168 on Wed, 05 Jun 2024 15:15:17 +00:00
All use subject to https://about.jstor.org/terms

# TABLE VII.

## Age, Sex and Civil Condition. Part I.—Districts and States—*continued.*

| RELIGIONS. | AGE. | POPULATION. | | | UNMARRIED. | | | MARRIED. | | | WIDOWED. | | |
|---|---|---|---|---|---|---|---|---|---|---|---|---|---|
| | | Persons. | Males. | Females. | Persons. | Males. | Females. | Persons. | Males. | Females. | Persons. | Males. | Females. |
| 1 | 2 | 3 | 4 | 5 | 6 | 7 | 8 | 9 | 10 | 11 | 12 | 13 | 14 |
| **NELLORE.** | | | | | | | | | | | | | |
| ALL RELIGIONS | TOTAL | *1,328,152* | *665,305* | *662,847* | *601,351* | *370,304* | *231,047* | *552,029* | *268,490* | *283,549* | *174,762* | *26,511* | *148,251* |
| | 0-5 | 152,386 | 74,309 | 78,077 | 151,861 | 74,155 | 77,726 | 474 | 148 | 326 | 31 | 6 | 25 |
| | 5-10 | 162,000 | 80,683 | 81,317 | 158,932 | 80,378 | 78,554 | 2,907 | 290 | 2,617 | 161 | 15 | 146 |
| | 10-15 | 156,504 | 81,462 | 75,042 | 137,482 | 80,660 | 56,822 | 18,317 | 779 | 17,538 | 705 | 23 | 682 |
| | 15-20 | 101,719 | 53,310 | 48,409 | 62,284 | 50,198 | 12,086 | 37,544 | 3,053 | 34,491 | 1,891 | 59 | 1,832 |
| | 20-40 | 392,079 | 190,578 | 201,501 | 81,343 | 77,041 | 4,302 | 275,517 | 110,104 | 165,413 | 35,219 | 3,433 | 31,786 |
| | 40-60 | 252,070 | 130,007 | 122,063 | 7,558 | 6,459 | 1,099 | 169,881 | 112,926 | 56,955 | 74,631 | 10,622 | 64,009 |
| | 60 and over | 111,394 | 54,956 | 56,438 | 1,871 | 1,413 | 458 | 47,399 | 41,190 | 6,209 | 62,124 | 12,353 | 49,771 |
| HINDU | TOTAL | *1,136,263* | *568,060* | *568,203* | *507,520* | *315,951* | *191,569* | *469,785* | *228,408* | *241,377* | *158,958* | *23,701* | *135,257* |
| | 0-5 | 125,674 | 61,285 | 64,389 | 125,226 | 61,142 | 64,084 | 419 | 138 | 281 | 29 | 5 | 24 |
| | 5-10 | 135,448 | 67,215 | 68,233 | 132,588 | 66,959 | 65,629 | 2,720 | 243 | 2,477 | 140 | 13 | 127 |
| | 10-15 | 132,726 | 68,871 | 63,855 | 115,248 | 68,167 | 47,081 | 16,823 | 686 | 16,137 | 655 | 18 | 637 |
| | 15-20 | 86,521 | 45,878 | 40,643 | 53,175 | 43,264 | 9,911 | 31,592 | 2,574 | 29,018 | 1,754 | 40 | 1,714 |
| | 20-40 | 336,545 | 163,790 | 172,755 | 72,588 | 69,120 | 3,468 | 231,764 | 91,707 | 140,057 | 32,193 | 2,963 | 29,230 |
| | 40-60 | 221,044 | 113,147 | 107,897 | 6,955 | 5,976 | 979 | 145,974 | 97,613 | 48,361 | 68,115 | 9,558 | 58,557 |
| | 60 and over | 98,305 | 47,874 | 50,431 | 1,740 | 1,323 | 417 | 40,493 | 35,447 | 5,046 | 56,072 | 11,104 | 44,968 |
| MUSALMAN | TOTAL | *81,799* | *41,592* | *40,207* | *39,619* | *23,809* | *15,810* | *33,746* | *16,466* | *17,280* | *8,434* | *1,317* | *7,117* |
| | 0-5 | 9,956 | 4,964 | 4,992 | 9,925 | 4,960 | 4,965 | 31 | 4 | 27 | ... | ... | ... |
| | 5-10 | 11,423 | 5,717 | 5,706 | 11,315 | 5,699 | 5,616 | 98 | 17 | 81 | 10 | 1 | 9 |
| | 10-15 | 10,394 | 5,513 | 4,881 | 9,604 | 5,469 | 4,135 | 775 | 41 | 734 | 15 | 3 | 12 |
| | 15-20 | 6,611 | 3,427 | 3,184 | 4,067 | 3,278 | 789 | 2,468 | 146 | 2,322 | 76 | 3 | 73 |
| | 20-40 | 23,421 | 11,405 | 12,016 | 4,331 | 4,088 | 243 | 17,424 | 7,124 | 10,300 | 1,666 | 193 | 1,473 |
| | 40-60 | 13,640 | 7,263 | 6,377 | 307 | 263 | 44 | 9,893 | 6,514 | 3,379 | 3,440 | 486 | 2,954 |
| | 60 and over | 6,354 | 3,303 | 3,051 | 70 | 52 | 18 | 3,057 | 2,620 | 437 | 3,227 | 631 | 2,596 |
| CHRISTIAN | TOTAL | *44,298* | *22,126* | *22,172* | *21,549* | *12,263* | *9,286* | *18,554* | *9,107* | *9,447* | *4,195* | *756* | *3,439* |
| | 0-5 | 5,989 | 2,861 | 3,128 | 5,979 | 2,857 | 3,122 | 8 | 3 | 5 | 2 | 1 | 1 |
| | 5-10 | 5,682 | 2,904 | 2,778 | 5,632 | 2,890 | 2,742 | 41 | 13 | 28 | 9 | 1 | 8 |
| | 10-15 | 5,439 | 2,709 | 2,730 | 5,133 | 2,690 | 2,443 | 281 | 17 | 264 | 25 | 2 | 23 |
| | 15-20 | 3,414 | 1,686 | 1,728 | 2,319 | 1,631 | 688 | 1,068 | 45 | 1,023 | 27 | 10 | 17 |
| | 20-40 | 12,963 | 6,268 | 6,695 | 2,326 | 2,082 | 244 | 9,854 | 4,040 | 5,814 | 783 | 146 | 637 |
| | 40-60 | 7,667 | 4,098 | 3,569 | 128 | 96 | 32 | 5,768 | 3,714 | 2,054 | 1,771 | 288 | 1,483 |
| | 60 and over | 3,144 | 1,600 | 1,544 | 32 | 17 | 15 | 1,534 | 1,275 | 259 | 1,578 | 308 | 1,270 |
| ANIMISTIC | TOTAL | *65,780* | *33,519* | *32,261* | *32,655* | *18,275* | *14,380* | *29,950* | *14,507* | *15,443* | *3,175* | *737* | *2,438* |
| | 0-5 | 10,766 | 5,198 | 5,568 | 10,750 | 5,195 | 5,555 | 16 | 3 | 13 | ... | ... | ... |
| | 5-10 | 9,443 | 4,844 | 4,599 | 9,394 | 4,827 | 4,567 | 47 | 17 | 30 | 2 | ... | 2 |
| | 10-15 | 7,944 | 4,369 | 3,575 | 7,496 | 4,334 | 3,162 | 438 | 35 | 403 | 10 | ... | 10 |
| | 15-20 | 5,173 | 2,319 | 2,854 | 2,723 | 2,025 | 698 | 2,416 | 288 | 2,128 | 34 | 6 | 28 |
| | 20-40 | 19,145 | 9,111 | 10,034 | 2,095 | 1,749 | 346 | 16,472 | 7,231 | 9,241 | 578 | 131 | 447 |
| | 40-60 | 9,719 | 5,499 | 4,220 | 168 | 124 | 44 | 8,246 | 5,085 | 3,161 | 1,305 | 290 | 1,015 |
| | 60 and over | 3,590 | 2,179 | 1,411 | 29 | 21 | 8 | 2,315 | 1,848 | 467 | 1,246 | 310 | 936 |
| **CUDDAPAH.** | | | | | | | | | | | | | |
| ALL RELIGIONS | TOTAL | *893,998* | *454,061* | *439,937* | *395,125* | *249,485* | *145,640* | *360,879* | *178,620* | *182,259* | *137,994* | *25,956* | *112,038* |
| | 0-5 | 92,464 | 45,472 | 46,992 | 92,261 | 45,412 | 46,849 | 186 | 56 | 130 | 17 | 4 | 13 |
| | 5-10 | 110,224 | 54,805 | 55,419 | 108,256 | 54,626 | 53,630 | 1,852 | 158 | 1,694 | 116 | 21 | 95 |
| | 10-15 | 105,439 | 55,259 | 50,180 | 90,381 | 54,562 | 35,819 | 14,493 | 652 | 13,841 | 565 | 45 | 520 |
| | 15-20 | 65,882 | 35,530 | 30,352 | 38,352 | 32,878 | 5,474 | 26,001 | 2,598 | 23,403 | 1,529 | 54 | 1,475 |
| | 20-40 | 280,858 | 139,682 | 141,176 | 56,646 | 53,627 | 3,019 | 191,301 | 82,215 | 109,086 | 32,911 | 3,840 | 29,071 |
| | 40-60 | 172,844 | 90,494 | 82,350 | 7,572 | 6,964 | 608 | 102,578 | 71,667 | 30,911 | 62,694 | 11,863 | 50,831 |
| | 60 and over | 66,287 | 32,819 | 33,468 | 1,657 | 1,416 | 241 | 24,468 | 21,274 | 3,194 | 40,162 | 10,129 | 30,033 |
| HINDU | TOTAL | *769,061* | *390,226* | *378,835* | *334,773* | *213,232* | *121,541* | *310,482* | *153,709* | *156,773* | *123,806* | *23,285* | *100,521* |
| | 0-5 | 77,342 | 37,831 | 39,511 | 77,186 | 37,780 | 39,406 | 145 | 49 | 96 | 11 | 2 | 9 |
| | 5-10 | 92,159 | 45,999 | 46,160 | 90,355 | 45,842 | 44,513 | 1,712 | 138 | 1,574 | 92 | 19 | 73 |
| | 10-15 | 90,239 | 47,254 | 42,985 | 76,454 | 46,705 | 29,749 | 13,250 | 506 | 12,744 | 535 | 43 | 492 |
| | 15-20 | 56,426 | 30,623 | 25,803 | 32,682 | 28,233 | 4,449 | 22,350 | 2,340 | 20,010 | 1,394 | 50 | 1,344 |
| | 20-40 | 244,051 | 121,064 | 122,987 | 49,892 | 47,220 | 2,672 | 164,467 | 70,492 | 93,975 | 29,692 | 3,352 | 26,340 |
| | 40-60 | 151,310 | 79,173 | 72,137 | 6,720 | 6,190 | 530 | 88,194 | 62,260 | 25,934 | 56,396 | 10,723 | 45,673 |
| | 60 and over | 57,534 | 28,282 | 29,252 | 1,484 | 1,262 | 222 | 20,364 | 17,924 | 2,440 | 35,686 | 9,096 | 26,590 |
| MUSALMAN | TOTAL | *99,116* | *50,731* | *48,385* | *48,452* | *29,345* | *19,107* | *39,233* | *19,388* | *19,845* | *11,431* | *1,998* | *9,433* |
| | 0-5 | 11,540 | 5,703 | 5,837 | 11,501 | 5,695 | 5,806 | 34 | 6 | 28 | 5 | 2 | 3 |
| | 5-10 | 14,984 | 7,419 | 7,565 | 14,844 | 7,403 | 7,441 | 117 | 14 | 103 | 23 | 2 | 21 |
| | 10-15 | 12,403 | 6,691 | 5,712 | 11,435 | 6,648 | 4,787 | 947 | 41 | 906 | 21 | 2 | 19 |
| | 15-20 | 7,600 | 4,067 | 3,533 | 4,630 | 3,877 | 753 | 2,864 | 190 | 2,674 | 106 | ... | 106 |
| | 20-40 | 28,979 | 14,769 | 14,210 | 5,488 | 5,228 | 260 | 20,970 | 9,199 | 11,771 | 2,521 | 342 | 2,179 |
| | 40-60 | 16,610 | 8,605 | 8,005 | 460 | 413 | 47 | 11,047 | 7,336 | 3,711 | 5,103 | 856 | 4,247 |
| | 60 and over | 7,000 | 3,477 | 3,523 | 94 | 81 | 13 | 3,254 | 2,602 | 652 | 3,652 | 794 | 2,858 |
| CHRISTIAN | TOTAL | *22,408* | *11,350* | *11,058* | *10,276* | *5,945* | *4,331* | *9,561* | *4,779* | *4,782* | *2,571* | *626* | *1,945* |
| | 0-5 | 3,060 | 1,688 | 1,372 | 3,052 | 1,687 | 1,365 | 7 | 1 | 6 | 1 | .. | 1 |
| | 5-10 | 2,664 | 1,124 | 1,540 | 2,643 | 1,121 | 1,522 | 20 | 3 | 17 | 1 | ... | 1 |
| | 10-15 | 2,431 | 1,139 | 1,292 | 2,148 | 1,035 | 1,113 | 274 | 104 | 170 | 9 | ... | 9 |
| | 15-20 | 1,623 | 721 | 902 | 890 | 657 | 233 | 705 | 60 | 645 | 28 | 4 | 24 |
| | 20-40 | 6,773 | 3,345 | 3,428 | 1,102 | 1,036 | 66 | 5,011 | 2,175 | 2,836 | 660 | 134 | 526 |
| | 40-60 | 4,273 | 2,372 | 1,901 | 366 | 340 | 26 | 2,791 | 1,768 | 1,023 | 1,116 | 264 | 852 |
| | 60 and over | 1,584 | 961 | 623 | 75 | 69 | 6 | 753 | 668 | 85 | 756 | 224 | 532 |
| OTHERS | TOTAL | *3,413* | *1,754* | *1,659* | *1,624* | *963* | *661* | *1,603* | *744* | *859* | *186* | *47* | *139* |
| | 0-5 | 522 | 250 | 272 | 522 | 250 | 272 | ... | ... | ... | ... | ... | ... |
| | 5-10 | 417 | 263 | 154 | 414 | 260 | 154 | 3 | 3 | .. | ... | ... | ... |
| | 10-15 | 366 | 175 | 191 | 344 | 174 | 170 | 22 | 1 | 21 | ... | ... | ... |
| | 15-20 | 233 | 119 | 114 | 150 | 111 | 39 | 82 | 8 | 74 | 1 | ... | 1 |
| | 20-40 | 1,055 | 504 | 551 | 164 | 143 | 21 | 853 | 349 | 504 | 38 | 12 | 26 |
| | 40-60 | 651 | 344 | 307 | 26 | 21 | 5 | 546 | 303 | 243 | 79 | 20 | 59 |
| | 60 and over | 169 | 99 | 70 | 4 | 4 | ... | 97 | 80 | 17 | 68 | 15 | 53 |

This content downloaded from 106.51.163.168 on Wed, 05 Jun 2024 15:15:17 +00:00
All use subject to https://about.jstor.org/terms

# TABLE VII.

## Age, sex and civil condition. Part I.—Districts and States—*continued.*

| RELIGIONS. | AGE. | POPULATION. | | | UNMARRIED. | | | MARRIED. | | | WIDOWED. | | |
|---|---|---|---|---|---|---|---|---|---|---|---|---|---|
| | | Persons. | Males. | Females. | Persons. | Males. | Females. | Persons. | Males. | Females. | Persons. | Males. | Females. |
| 1 | 2 | 3 | 4 | 5 | 6 | 7 | 8 | 9 | 10 | 11 | 12 | 13 | 14 |
| **KURNOOL.** | | | | | | | | | | | | | |
| ALL RELIGIONS | TOTAL | *935,199* | *471,426* | *463,773* | *401,954* | *243,308* | *158,646* | *407,108* | *202,552* | *204,556* | *126,137* | *25,566* | *100,571* |
| | 0-5 | 112,129 | 55,301 | 56,828 | 111,697 | 55,166 | 56,531 | 393 | 127 | 266 | 39 | 8 | 31 |
| | 5-10 | 118,047 | 59,061 | 58,986 | 114,451 | 58,589 | 55,862 | 3,437 | 417 | 3,020 | 159 | 55 | 104 |
| | 10-15 | 113,689 | 59,246 | 54,443 | 92,583 | 57,064 | 35,519 | 20,454 | 2,055 | 18,399 | 652 | 127 | 525 |
| | 15-20 | 71,875 | 37,152 | 34,723 | 36,567 | 30,928 | 5,639 | 33,783 | 6,025 | 27,758 | 1,525 | 199 | 1,326 |
| | 20-40 | 280,571 | 138,188 | 142,383 | 39,737 | 36,017 | 3,720 | 213,892 | 98,514 | 115,378 | 26,942 | 3,657 | 23,285 |
| | 40-60 | 172,342 | 88,775 | 83,567 | 5,515 | 4,482 | 1,033 | 109,202 | 73,000 | 36,202 | 57,625 | 11,293 | 46,332 |
| | 60 and over. | 66,546 | 33,703 | 32,843 | 1,404 | 1,062 | 342 | 25,947 | 22,414 | 3,533 | 39,195 | 10,227 | 28,968 |
| HINDU | TOTAL | *770,172* | *387,477* | *382,695* | *326,129* | *198,476* | *127,653* | *335,652* | *166,977* | *168,675* | *108,391* | *22,024* | *86,367* |
| | 0-5 | 90,625 | 44,640 | 45,985 | 90,263 | 44,527 | 45,736 | 330 | 106 | 224 | 32 | 7 | 25 |
| | 5-10 | 95,978 | 48,034 | 47,944 | 92,640 | 47,600 | 45,040 | 3,192 | 382 | 2,810 | 146 | 52 | 94 |
| | 10-15 | 93,208 | 48,336 | 44,872 | 74,346 | 46,351 | 27,995 | 18,258 | 1,985 | 16,393 | 604 | 120 | 484 |
| | 15-20 | 59,335 | 30,615 | 28,720 | 29,502 | 25,015 | 4,487 | 28,452 | 5,418 | 23,034 | 1,381 | 182 | 1,199 |
| | 20-40 | 232,160 | 114,205 | 117,955 | 33,235 | 30,048 | 3,187 | 175,480 | 81,013 | 94,467 | 23,445 | 3,144 | 20,301 |
| | 40-60 | 143,970 | 74,120 | 69,850 | 4,920 | 4,011 | 909 | 89,380 | 60,271 | 29,109 | 49,670 | 9,538 | 39,832 |
| | 60 and over. | 54,896 | 27,527 | 27,369 | 1,223 | 924 | 299 | 20,560 | 17,922 | 2,638 | 33,113 | 8,681 | 24,432 |
| MUSALMAN | TOTAL | *120,770* | *61,602* | *59,168* | *55,106* | *32,771* | *22,335* | *52,606* | *26,194* | *26,412* | *13,058* | *2,637* | *10,421* |
| | 0-5 | 15,664 | 7,768 | 7,896 | 15,613 | 7,749 | 7,864 | 45 | 18 | 27 | 6 | 1 | 5 |
| | 5-10 | 16,113 | 8,027 | 8,086 | 15,914 | 7,997 | 7,917 | 189 | 27 | 162 | 10 | 3 | 7 |
| | 10-15 | 14,893 | 7,919 | 6,974 | 13,117 | 7,768 | 5,349 | 1,741 | 145 | 1,596 | 35 | 6 | 29 |
| | 15-20 | 9,161 | 4,847 | 4,314 | 5,062 | 4,350 | 712 | 3,990 | 481 | 3,509 | 109 | 16 | 93 |
| | 20-40 | 35,425 | 17,721 | 17,704 | 4,803 | 4,435 | 368 | 28,109 | 12,903 | 15,206 | 2,513 | 383 | 2,130 |
| | 40-60 | 20,775 | 10,736 | 10,039 | 440 | 355 | 85 | 14,496 | 9,305 | 5,191 | 5,839 | 1,076 | 4,763 |
| | 60 and over. | 8,739 | 4,584 | 4,155 | 157 | 117 | 40 | 4,036 | 3,315 | 721 | 4,546 | 1,152 | 3,394 |
| CHRISTIAN | TOTAL | *42,068* | *21,237* | *20,831* | *19,686* | *11,468* | *8,218* | *17,871* | *8,900* | *8,971* | *4,511* | *869* | *3,642* |
| | 0-5 | 5,482 | 2,729 | 2,753 | 5,467 | 2,726 | 2,741 | 15 | 3 | 12 | ... | ... | ... |
| | 5-10 | 5,677 | 2,849 | 2,828 | 5,625 | 2,843 | 2,782 | 49 | 6 | 43 | 3 | ... | 3 |
| | 10-15 | 5,333 | 2,856 | 2,477 | 4,893 | 2,812 | 2,081 | 428 | 43 | 385 | 12 | 1 | 11 |
| | 15-20 | 3,215 | 1,625 | 1,590 | 1,928 | 1,506 | 422 | 1,256 | 118 | 1,138 | 31 | 1 | 30 |
| | 20-40 | 12,300 | 5,909 | 6,391 | 1,600 | 1,450 | 150 | 9,749 | 4,338 | 5,411 | 951 | 121 | 830 |
| | 40-60 | 7,269 | 3,741 | 3,528 | 151 | 112 | 39 | 5,074 | 3,264 | 1,810 | 2,044 | 365 | 1,679 |
| | 60 and over. | 2,792 | 1,528 | 1,264 | 22 | 19 | 3 | 1,300 | 1,128 | 172 | 1,470 | 381 | 1,089 |
| OTHERS ... | TOTAL | *2,189* | *1,110* | *1,079* | *1,033* | *593* | *440* | *979* | *481* | *498* | *177* | *36* | *141* |
| | 0-5 | 358 | 164 | 194 | 354 | 164 | 190 | 3 | ... | 3 | 1 | ... | 1 |
| | 5-10 | 279 | 151 | 128 | 272 | 149 | 123 | 7 | 2 | 5 | ... | ... | ... |
| | 10-15 | 255 | 135 | 120 | 227 | 133 | 94 | 27 | 2 | 25 | 1 | ... | 1 |
| | 15-20 | 164 | 65 | 99 | 75 | 57 | 18 | 85 | 8 | 77 | 4 | ... | 4 |
| | 20-40 | 686 | 353 | 333 | 99 | 84 | 15 | 554 | 260 | 294 | 33 | 9 | 24 |
| | 40-60 | 328 | 178 | 150 | 4 | 4 | ... | 252 | 160 | 92 | 72 | 14 | 58 |
| | 60 and over. | 119 | 64 | 55 | 2 | 2 | ... | 51 | 49 | 2 | 66 | 13 | 53 |
| **BELLARY.** | | | | | | | | | | | | | |
| ALL RELIGIONS | TOTAL | *969,436* | *490,843* | *478,593* | *433,156* | *257,049* | *176,107* | *421,816* | *206,135* | *215,681* | *114,464* | *27,659* | *86,805* |
| | 0-5 | 122,503 | 60,535 | 61,968 | 121,796 | 60,352 | 61,444 | 677 | 177 | 500 | 30 | 6 | 24 |
| | 5-10 | 126,439 | 62,544 | 63,895 | 119,973 | 61,588 | 58,385 | 6,220 | 888 | 5,332 | 246 | 68 | 178 |
| | 10-15 | 118,344 | 60,854 | 57,490 | 93,848 | 57,047 | 36,801 | 23,624 | 3,662 | 19,962 | 872 | 145 | 727 |
| | 15-20 | 85,598 | 43,327 | 42,271 | 44,102 | 8,179 | | 41,460 | 8,055 | 32,505 | 1,857 | 270 | 1,587 |
| | 20-40 | 304,752 | 153,287 | 151,465 | 45,721 | 37,796 | 7,925 | 230,199 | 110,282 | 119,917 | 28,832 | 5,209 | 23,623 |
| | 40-60 | 158,003 | 82,282 | 75,721 | 7,021 | 4,374 | 2,647 | 98,866 | 65,588 | 33,278 | 52,116 | 12,320 | 39,796 |
| | 60 and over. | 53,797 | 28,014 | 25,783 | 2,516 | 1,790 | 726 | 20,770 | 16,583 | 4,187 | 30,511 | 9,641 | 20,870 |
| HINDU ... | TOTAL | *869,755* | *439,315* | *430,440* | *386,735* | *229,055* | *157,680* | *379,165* | *185,042* | *194,123* | *103,855* | *25,218* | *78,637* |
| | 0-5 | 109,416 | 54,105 | 55,311 | 108,761 | 53,939 | 54,822 | 627 | 160 | 467 | 28 | 6 | 22 |
| | 5-10 | 112,822 | 55,850 | 56,972 | 107,042 | 54,950 | 52,092 | 5,567 | 834 | 4,733 | 213 | 66 | 147 |
| | 10-15 | 106,179 | 54,248 | 51,931 | 83,251 | 50,652 | 32,599 | 22,120 | 3,457 | 18,663 | 808 | 139 | 669 |
| | 15-20 | 76,578 | 38,726 | 37,852 | 37,556 | 30,149 | 7,407 | 37,287 | 8,319 | 28,968 | 1,735 | 258 | 1,477 |
| | 20-40 | 274,090 | 137,314 | 136,776 | 41,059 | 33,553 | 7,506 | 206,653 | 98,997 | 107,656 | 26,378 | 4,764 | 21,614 |
| | 40-60 | 142,982 | 74,373 | 68,609 | 6,693 | 4,123 | 2,570 | 88,743 | 58,915 | 29,828 | 47,546 | 11,335 | 36,211 |
| | 60 and over. | 47,688 | 24,699 | 22,989 | 2,373 | 1,689 | 684 | 18,168 | 14,360 | 3,808 | 27,147 | 8,650 | 18,497 |
| MUSALMAN | TOTAL | *93,681* | *48,105* | *45,576* | *43,079* | *25,814* | *17,265* | *40,565* | *19,991* | *20,574* | *10,037* | *2,300* | *7,737* |
| | 0-5 | 12,398 | 6,083 | 6,315 | 12,358 | 6,079 | 6,285 | 38 | 10 | 28 | 2 | ... | 2 |
| | 5-10 | 12,950 | 6,365 | 6,585 | 12,278 | 6,315 | 5,962 | 641 | 49 | 592 | 31 | ... | 31 |
| | 10-15 | 11,558 | 6,245 | 5,313 | 10,041 | 6,038 | 4,003 | 1,453 | 201 | 1,252 | 64 | 6 | 58 |
| | 15-20 | 8,449 | 4,313 | 4,136 | 4,323 | 3,688 | 635 | 4,011 | 613 | 3,398 | 115 | 12 | 103 |
| | 20-40 | 28,300 | 14,465 | 13,835 | 3,669 | 3,380 | 289 | 22,315 | 10,676 | 11,639 | 2,316 | 409 | 1,907 |
| | 40-60 | 14,169 | 7,440 | 6,729 | 279 | 220 | 59 | 9,591 | 6,296 | 3,295 | 4,299 | 922 | 3,377 |
| | 60 and over. | 5,857 | 3,194 | 2,663 | 131 | 99 | 32 | 2,616 | 2,144 | 472 | 3,210 | 951 | 2,259 |
| CHRISTIAN | TOTAL | *4,481* | *2,494* | *1,987* | *2,645* | *1,681* | *964* | *1,460* | *731* | *729* | *376* | *82* | *294* |
| | 0-5 | 534 | 270 | 264 | 523 | 264 | 259 | 11 | 6 | 5 | ... | ... | ... |
| | 5-10 | 514 | 255 | 259 | 502 | 248 | 254 | 10 | 5 | 5 | 2 | 2 | ... |
| | 10-15 | 430 | 242 | 188 | 406 | 242 | 164 | 24 | ... | 24 | ... | ... | ... |
| | 15-20 | 414 | 187 | 227 | 307 | 173 | 134 | 103 | 14 | 89 | 4 | ... | 4 |
| | 20-40 | 1,805 | 1,133 | 672 | 858 | 732 | 126 | 864 | 383 | 481 | 83 | 18 | 65 |
| | 40-60 | 604 | 321 | 283 | 38 | 21 | 17 | 384 | 264 | 120 | 182 | 36 | 146 |
| | 60 and over. | 180 | 86 | 94 | 11 | 1 | 10 | 64 | 59 | 5 | 105 | 26 | 79 |
| OTHERS ... | TOTAL | *1,519* | *929* | *590* | *697* | *499* | *198* | *626* | *371* | *255* | *196* | *59* | *137* |
| | 0-5 | 155 | 77 | 78 | 154 | 76 | 78 | 1 | 1 | ... | ... | ... | ... |
| | 5-10 | 153 | 74 | 79 | 151 | 74 | 77 | 2 | ... | 2 | ... | ... | ... |
| | 10-15 | 177 | 119 | 58 | 150 | 115 | 35 | 27 | 4 | 23 | ... | ... | ... |
| | 15-20 | 157 | 101 | 56 | 95 | 92 | 3 | 59 | 9 | 50 | 3 | ... | 3 |
| | 20-40 | 557 | 375 | 182 | 135 | 131 | 4 | 367 | 226 | 141 | 55 | 18 | 37 |
| | 40-60 | 248 | 148 | 100 | 11 | 10 | 1 | 148 | 111 | 37 | 89 | 27 | 62 |
| | 60 and over. | 72 | 35 | 37 | 1 | 1 | ... | 22 | 20 | 2 | 49 | 14 | 35 |



This content downloaded from 106.51.163.168 on Wed, 05 Jun 2024 15:15:17 +00:00
All use subject to https://about.jstor.org/terms

# TABLE VII.

## Age, sex and civil condition. Part I.—Districts and States—*continued*.

| RELIGIONS. | AGE. | POPULATION. | | | UNMARRIED. | | | MARRIED. | | | WIDOWED. | | |
|---|---|---|---|---|---|---|---|---|---|---|---|---|---|
| | | Persons. | Males. | Females. | Persons. | Males. | Females. | Persons. | Males. | Females. | Persons. | Males. | Females. |
| 1 | 2 | 3 | 4 | 5 | 6 | 7 | 8 | 9 | 10 | 11 | 12 | 13 | 14 |
| **ANANTAPUR.** | | | | | | | | | | | | | |
| All Religions. | TOTAL ... | *963,223* | *494,232* | *468,991* | *442,473* | *271,228* | *171,245* | *394,017* | *193,924* | *200,093* | *126,733* | *29,080* | *97,653* |
| | 0-5 ... | 114,314 | 56,391 | 57,923 | 113,865 | 56,256 | 57,609 | 393 | 123 | 270 | 56 | 12 | 44 |
| | 5-10 ... | 124,035 | 61,135 | 62,900 | 120,973 | 60,592 | 60,381 | 2,929 | 491 | 2,438 | 133 | 52 | 81 |
| | 10-15 ... | 119,380 | 61,843 | 57,537 | 100,782 | 60,454 | 40,328 | 18,008 | 1,316 | 16,692 | 590 | 73 | 517 |
| | 15-20 ... | 79,589 | 41,689 | 37,900 | 43,736 | 36,864 | 6,872 | 34,134 | 4,702 | 29,432 | 1,719 | 123 | 1,596 |
| | 20-40 ... | 294,627 | 148,093 | 145,634 | 52,861 | 48,422 | 4,439 | 210,873 | 95,020 | 114,953 | 30,893 | 4,651 | 26,242 |
| | 40-60 ... | 172,668 | 93,987 | 78,681 | 8,367 | 7,106 | 1,261 | 105,504 | 72,868 | 32,636 | 58,797 | 14,013 | 44,784 |
| | 60 and over... | 58,610 | 30,194 | 28,416 | 1,889 | 1,534 | 355 | 22,176 | 18,504 | 3,672 | 34,545 | 10,156 | 24,389 |
| Hindu ... | TOTAL ... | *876,471* | *449,555* | *426,916* | *399,495* | *245,881* | *153,614* | *358,548* | *176,316* | *182,230* | *118,428* | *27,356* | *91,072* |
| | 0-5 ... | 102,734 | 50,823 | 51,911 | 102,339 | 50,698 | 51,641 | 342 | 113 | 229 | 53 | 12 | 41 |
| | 5-10 ... | 111,465 | 54,994 | 56,471 | 108,545 | 54,487 | 54,058 | 2,793 | 457 | 2,336 | 127 | 50 | 77 |
| | 10-15 ... | 108,493 | 56,197 | 52,296 | 90,906 | 54,884 | 36,022 | 17,032 | 1,246 | 15,786 | 555 | 67 | 488 |
| | 15-20 ... | 72,441 | 37,889 | 34,552 | 39,531 | 33,337 | 6,194 | 31,275 | 4,148 | 27,132 | 1,635 | 109 | 1,526 |
| | 20-40 ... | 269,041 | 135,900 | 133,141 | 48,564 | 44,396 | 4,168 | 191,421 | 87,156 | 104,265 | 29,056 | 4,348 | 24,708 |
| | 40-60 ... | 158,555 | 86,196 | 72,359 | 7,864 | 6,662 | 1,202 | 95,708 | 66,280 | 29,422 | 54,983 | 13,248 | 41,736 |
| | 60 and over ... | 53,742 | 27,556 | 26,186 | 1,746 | 1,417 | 329 | 19,977 | 16,615 | 3,360 | 32,019 | 9,522 | 22,497 |
| Musalman ... | TOTAL ... | *80,048* | *41,137* | *38,911* | *39,531* | *23,314* | *16,217* | *32,697* | *16,235* | *16,462* | *7,820* | *1,588* | *6,232* |
| | 0-5 ... | 10,676 | 5,662 | 5,514 | 10,627 | 5,153 | 5,474 | 46 | 9 | 37 | 3 | ... | 3 |
| | 5-10 ... | 11,765 | 5,798 | 5,967 | 11,639 | 5,767 | 5,872 | 120 | 29 | 91 | 6 | 2 | 4 |
| | 10-15 ... | 10,086 | 5,224 | 4,862 | 9,154 | 5,161 | 3,993 | 898 | 57 | 841 | 34 | 6 | 28 |
| | 15-20 ... | 6,560 | 3,495 | 3,065 | 3,836 | 3,255 | 581 | 2,630 | 226 | 2,414 | 84 | 14 | 70 |
| | 20-40 ... | 23,400 | 11,892 | 11,508 | 3,787 | 3,565 | 222 | 17,877 | 8,050 | 9,827 | 1,736 | 277 | 1,459 |
| | 40-60 ... | 13,018 | 7,122 | 5,896 | 384 | 332 | 52 | 9,046 | 6,082 | 2,964 | 3,588 | 708 | 2,880 |
| | 60 and over ... | 4,543 | 2,444 | 2,099 | 104 | 81 | 23 | 2,070 | 1,782 | 288 | 2,369 | 581 | 1,788 |
| Christian. | TOTAL ... | *3,636* | *1,935* | *1,701* | *1,886* | *1,139* | *747* | *1,492* | *736* | *756* | *258* | *60* | *198* |
| | 0-5 ... | 515 | 258 | 257 | 512 | 257 | 255 | 3 | 1 | 2 | ... | ... | ... |
| | 5-10 ... | 448 | 208 | 240 | 443 | 207 | 236 | 5 | 1 | 4 | ... | ... | ... |
| | 10-15 ... | 424 | 237 | 187 | 396 | 234 | 162 | 28 | 3 | 25 | ... | ... | ... |
| | 15-20 ... | 353 | 194 | 159 | 245 | 187 | 58 | 108 | 7 | 101 | ... | ... | ... |
| | 20-40 ... | 1,149 | 615 | 534 | 268 | 238 | 30 | 835 | 369 | 466 | 46 | 8 | 38 |
| | 40-60 ... | 578 | 329 | 249 | 18 | 14 | 4 | 423 | 282 | 141 | 137 | 33 | 104 |
| | 60 and over ... | 169 | 94 | 75 | 4 | 2 | 2 | 90 | 73 | 17 | 75 | 19 | 56 |
| Others ... | TOTAL ... | *3,068* | *1,605* | *1,463* | *1,561* | *894* | *667* | *1,280* | *635* | *645* | *227* | *76* | *151* |
| | 0-5 ... | 389 | 148 | 241 | 387 | 148 | 239 | 2 | ... | 2 | ... | ... | ... |
| | 5-10 ... | 357 | 135 | 222 | 346 | 131 | 215 | 11 | 4 | 7 | ... | ... | ... |
| | 10-15 ... | 377 | 185 | 192 | 326 | 175 | 151 | 50 | 10 | 40 | 1 | ... | 1 |
| | 15-20 ... | 235 | 111 | 124 | 124 | 85 | 39 | 111 | 26 | 85 | ... | ... | ... |
| | 20-40 ... | 1,037 | 586 | 451 | 242 | 223 | 19 | 740 | 345 | 395 | 55 | 18 | 37 |
| | 40-60 ... | 517 | 340 | 177 | 101 | 98 | 3 | 327 | 218 | 109 | 89 | 24 | 65 |
| | 60 and over ... | 156 | 100 | 56 | 35 | 34 | 1 | 39 | 32 | 7 | 82 | 34 | 48 |
| **MADRAS.** | | | | | | | | | | | | | |
| All Religions. | TOTAL ... | *518,660* | *266,465* | *252,195* | *225,006* | *135,285* | *89,721* | *234,357* | *120,117* | *114,240* | *59,297* | *11,063* | *48,234* |
| | 0-5 ... | 57,021 | 28,236 | 28,785 | 56,874 | 28,173 | 28,701 | 127 | 59 | 68 | 20 | 4 | 16 |
| | 5-10 ... | 57,640 | 28,650 | 28,990 | 57,124 | 28,542 | 28,582 | 488 | 101 | 387 | 28 | 7 | 21 |
| | 10-15 ... | 52,816 | 27,709 | 25,107 | 47,952 | 27,384 | 20,568 | 4,763 | 319 | 4,444 | 101 | 6 | 95 |
| | 15-20 ... | 50,867 | 24,935 | 25,932 | 29,017 | 22,438 | 6,579 | 21,193 | 2,477 | 18,722 | 667 | 26 | 651 |
| | 20-40 ... | 182,426 | 95,127 | 87,299 | 31,213 | 26,850 | 4,363 | 136,556 | 65,776 | 70,780 | 14,657 | 2,501 | 12,156 |
| | 40-60 ... | 91,920 | 48,631 | 43,289 | 2,364 | 1,583 | 781 | 60,479 | 42,020 | 18,453 | 29,077 | 5,022 | 24,055 |
| | 60 and over. | 25,970 | 13,177 | 12,793 | 462 | 315 | 147 | 10,751 | 9,365 | 1,386 | 14,757 | 3,497 | 11,260 |
| Hindu ... | TOTAL ... | *415,910* | *213,731* | *202,179* | *174,084* | *105,591* | *68,493* | *192,989* | *99,063* | *93,926* | *48,837* | *9,077* | *39,760* |
| | 0-5 ... | 46,069 | 22,700 | 23,369 | 45,941 | 22,642 | 23,299 | 109 | 54 | 55 | 19 | 4 | 15 |
| | 5-10 ... | 45,705 | 22,663 | 23,042 | 45,237 | 22,575 | 22,662 | 446 | 82 | 364 | 22 | 6 | 16 |
| | 10-15 ... | 41,427 | 21,884 | 19,543 | 37,041 | 21,620 | 15,421 | 4,296 | 259 | 4,037 | 90 | 5 | 85 |
| | 15-20 ... | 40,473 | 19,897 | 20,576 | 21,659 | 17,616 | 4,043 | 18,259 | 2,258 | 16,001 | 555 | 23 | 532 |
| | 20-40 ... | 147,350 | 77,047 | 70,303 | 22,285 | 19,783 | 2,502 | 112,848 | 55,211 | 57,637 | 12,217 | 2,053 | 10,164 |
| | 40-60 ... | 74,565 | 39,270 | 35,295 | 1,619 | 1,137 | 482 | 48,752 | 33,974 | 14,778 | 24,194 | 4,159 | 20,035 |
| | 60 and over. | 20,321 | 10,270 | 10,051 | 302 | 218 | 84 | 8,279 | 7,225 | 1,054 | 11,740 | 2,827 | 8,913 |
| Musalman ... | TOTAL ... | *59,169* | *30,984* | *28,185* | *26,656* | *16,479* | *10,177* | *26,236* | *13,427* | *12,809* | *6,277* | *1,078* | *5,199* |
| | 0-5 ... | 6,126 | 3,090 | 3,036 | 6,108 | 3,085 | 3,023 | 18 | 5 | 13 | ... | ... | ... |
| | 5-10 ... | 6,890 | 3,512 | 3,378 | 6,847 | 3,494 | 3,353 | 38 | 17 | 21 | 5 | 1 | 4 |
| | 10-15 ... | 6,482 | 3,449 | 3,033 | 6,084 | 3,410 | 2,674 | 390 | 39 | 351 | 8 | ... | 8 |
| | 15-20 ... | 5,762 | 2,945 | 2,817 | 3,576 | 2,782 | 794 | 2,108 | 161 | 1,947 | 78 | 2 | 76 |
| | 20-40 ... | 19,969 | 10,342 | 9,627 | 3,802 | 3,507 | 295 | 14,709 | 6,557 | 8,152 | 1,458 | 278 | 1,180 |
| | 40-60 ... | 10,375 | 5,769 | 4,606 | 195 | 160 | 35 | 7,307 | 5,176 | 2,131 | 2,873 | 433 | 2,440 |
| | 60 and over. | 3,565 | 1,877 | 1,688 | 44 | 41 | 3 | 1,666 | 1,472 | 194 | 1,855 | 364 | 1,491 |
| Christian ... | TOTAL ... | *41,814* | *20,584* | *21,230* | *23,486* | *12,658* | *10,828* | *14,277* | *7,059* | *7,218* | *4,051* | *867* | *3,184* |
| | 0-5 ... | 4,700 | 2,353 | 2,347 | 4,700 | 2,333 | 2,317 | ... | ... | ... | ... | ... | ... |
| | 5-10 ... | 4,887 | 2,398 | 2,489 | 4,887 | 2,398 | 2,489 | ... | ... | ... | ... | ... | ... |
| | 10-15 ... | 4,742 | 2,266 | 2,476 | 4,676 | 2,254 | 2,422 | 64 | 12 | 52 | 2 | ... | 2 |
| | 15-20 ... | 4,394 | 1,921 | 2,473 | 3,626 | 1,902 | 1,724 | 745 | 18 | 727 | 23 | 1 | 22 |
| | 20-40 ... | 14,344 | 7,194 | 7,150 | 4,949 | 3,394 | 1,555 | 8,459 | 3,649 | 4,810 | 936 | 151 | 785 |
| | 40-60 ... | 6,696 | 3,408 | 3,288 | 533 | 272 | 261 | 4,216 | 2,722 | 1,494 | 1,947 | 414 | 1,533 |
| | 60 and over. | 2,051 | 1,014 | 1,037 | 115 | 55 | 60 | 793 | 658 | 135 | 1,143 | 301 | 842 |
| Others ... | TOTAL ... | *1,767* | *1,166* | *601* | *780* | *557* | *223* | *855* | *568* | *287* | *132* | *41* | *91* |
| | 0-5 ... | 126 | 63 | 63 | 125 | 63 | 62 | ... | ... | ... | 1 | ... | 1 |
| | 5-10 ... | 158 | 77 | 81 | 153 | 75 | 78 | 4 | 2 | 2 | 1 | ... | 1 |
| | 10-15 ... | 165 | 110 | 55 | 151 | 100 | 51 | 13 | 9 | 4 | 1 | 1 | ... |
| | 15-20 ... | 238 | 172 | 66 | 156 | 138 | 18 | 81 | 34 | 47 | 1 | ... | 1 |
| | 20-40 ... | 763 | 544 | 219 | 177 | 166 | 11 | 540 | 359 | 181 | 46 | 19 | 27 |
| | 40-60 ... | 284 | 184 | 100 | 17 | 14 | 3 | 204 | 154 | 50 | 63 | 16 | 47 |
| | 60 and over. | 33 | 16 | 17 | 1 | 1 | ... | 13 | 10 | 3 | 19 | 5 | 14 |

This content downloaded from 106.51.163.168 on Wed, 05 Jun 2024 15:15:17 +00:00
All use subject to https://about.jstor.org/terms

# TABLE VII.

## Age, sex and civil condition. Part I.—Districts and States—*continued.*

| RELIGIONS. | AGE. | POPULATION. | | | UNMARRIED. | | | MARRIED. | | | WIDOWED. | | |
|---|---|---|---|---|---|---|---|---|---|---|---|---|---|
| | | Persons. | Males. | Females. | Persons. | Males. | Females. | Persons. | Males. | Females. | Persons. | Males. | Females. |
| 1 | 2 | 3 | 4 | 5 | 6 | 7 | 8 | 9 | 10 | 11 | 12 | 13 | 14 |
| **CHINGLEPUT.** | | | | | | | | | | | | | |
| ALL RELIGIONS | TOTAL | *1,406,008* | *705,641* | *700,367* | *669,955* | *391,557* | *278,398* | *596,360* | *290,951* | *305,409* | *139,693* | *23,133* | *116,560* |
| | 0-5 | 204,861 | 99,533 | 105,328 | 204,462 | 99,452 | 105,010 | 393 | 81 | 312 | 6 | ... | 6 |
| | 5-10 | 180,522 | 89,730 | 90,792 | 177,826 | 89,429 | 88,397 | 2,619 | 297 | 2,322 | 77 | 4 | 73 |
| | 10-15 | 161,934 | 85,105 | 76,829 | 144,306 | 83,902 | 60,404 | 17,261 | 1,183 | 16,078 | 367 | 20 | 347 |
| | 15-20 | 123,107 | 61,551 | 61,556 | 71,291 | 56,685 | 14,606 | 50,431 | 4,822 | 45,609 | 1,385 | 44 | 1,341 |
| | 20-40 | 416,272 | 202,002 | 213,270 | 65,788 | 57,376 | 8,412 | 319,853 | 141,285 | 178,568 | 29,631 | 3,341 | 26,290 |
| | 40-60 | 234,938 | 123,173 | 111,765 | 5,385 | 4,089 | 1,296 | 166,138 | 109,333 | 56,805 | 63,415 | 9,751 | 53,664 |
| | 60 and over | 85,374 | 44,547 | 40,827 | 897 | 624 | 273 | 39,665 | 33,950 | 5,715 | 44,812 | 9,973 | 34,839 |
| HINDU | TOTAL | *1,342,378* | *673,290* | *669,088* | *637,626* | *372,914* | *264,712* | *570,522* | *278,152* | *292,370* | *134,230* | *22,224* | *112,006* |
| | 0-5 | 195,637 | 94,965 | 100,672 | 195,252 | 94,887 | 100,365 | 380 | 78 | 302 | 5 | ... | 5 |
| | 5-10 | 172,221 | 85,594 | 86,627 | 162,595 | 85,309 | 84,286 | 2,552 | 281 | 2,271 | 74 | 4 | 70 |
| | 10-15 | 154,352 | 81,024 | 73,328 | 137,234 | 79,861 | 57,473 | 16,758 | 1,143 | 15,615 | 360 | 20 | 340 |
| | 15-20 | 117,300 | 58,654 | 58,646 | 67,600 | 53,930 | 13,670 | 48,351 | 4,681 | 43,670 | 1,349 | 43 | 1,306 |
| | 20-40 | 395,988 | 192,499 | 203,489 | 61,965 | 54,408 | 7,557 | 305,539 | 134,912 | 170,627 | 28,484 | 3,179 | 25,305 |
| | 40-60 | 225,039 | 117,853 | 107,186 | 5,117 | 3,916 | 1,201 | 158,943 | 104,526 | 54,417 | 60,979 | 9,411 | 51,568 |
| | 60 and over | 81,841 | 42,701 | 39,140 | 863 | 603 | 260 | 37,999 | 32,531 | 5,468 | 42,979 | 9,576 | 33,412 |
| MUSALMAN | TOTAL | *31,604* | *16,314* | *15,290* | *15,506* | *9,217* | *6,289* | *13,283* | *6,653* | *6,630* | *2,815* | *444* | *2,371* |
| | 0-5 | 4,490 | 2,218 | 2,272 | 4,485 | 2,216 | 2,269 | 5 | 2 | 3 | ... | ... | ... |
| | 5-10 | 4,292 | 2,156 | 2,136 | 4,246 | 2,145 | 2,101 | 44 | 11 | 33 | 2 | ... | 2 |
| | 10-15 | 3,713 | 2,027 | 1,686 | 3,408 | 2,005 | 1,403 | 301 | 22 | 279 | 4 | ... | 4 |
| | 15-20 | 2,926 | 1,455 | 1,471 | 1,699 | 1,381 | 318 | 1,204 | 73 | 1,131 | 23 | 1 | 22 |
| | 20-40 | 9,525 | 4,784 | 4,741 | 1,557 | 1,380 | 177 | 7,362 | 3,317 | 4,045 | 606 | 87 | 519 |
| | 40-60 | 4,841 | 2,731 | 2,110 | 98 | 80 | 18 | 3,530 | 2,490 | 1,040 | 1,213 | 161 | 1,052 |
| | 60 and over | 1,817 | 943 | 874 | 13 | 10 | 3 | 837 | 738 | 99 | 967 | 195 | 772 |
| CHRISTIAN | TOTAL | *30,377* | *15,174* | *15,203* | *16,027* | *8,959* | *7,068* | *11,820* | *5,785* | *6,035* | *2,530* | *430* | *2,100* |
| | 0-5 | 4,505 | 2,230 | 2,275 | 4,496 | 2,229 | 2,267 | 8 | 1 | 7 | 1 | ... | 1 |
| | 5-10 | 3,763 | 1,863 | 1,900 | 3,741 | 1,858 | 1,883 | 21 | 5 | 16 | 1 | ... | 1 |
| | 10-15 | 3,661 | 1,929 | 1,732 | 3,473 | 1,914 | 1,559 | 185 | 15 | 170 | 3 | ... | 3 |
| | 15-20 | 2,742 | 1,378 | 1,363 | 1,925 | 1,321 | 604 | 805 | 58 | 747 | 12 | ... | 12 |
| | 20-40 | 9,246 | 4,459 | 4,787 | 2,205 | 1,537 | 668 | 6,530 | 2,856 | 3,674 | 511 | 66 | 445 |
| | 40-60 | 4,825 | 2,442 | 2,383 | 167 | 90 | 77 | 3,481 | 2,202 | 1,279 | 1,177 | 170 | 1,007 |
| | 60 and over | 1,635 | 852 | 783 | 20 | 10 | 10 | 790 | 648 | 142 | 825 | 194 | 631 |
| OTHERS | TOTAL | *1,649* | *863* | *786* | *796* | *467* | *329* | *735* | *361* | *374* | *118* | *35* | *83* |
| | 0-5 | 229 | 120 | 109 | 229 | 120 | 109 | ... | ... | ... | ... | ... | ... |
| | 5-10 | 246 | 117 | 129 | 244 | 117 | 127 | 2 | ... | 2 | ... | ... | ... |
| | 10-15 | 208 | 125 | 83 | 191 | 122 | 69 | 17 | 3 | 14 | ... | ... | ... |
| | 15-20 | 139 | 63 | 76 | 67 | 53 | 14 | 71 | 10 | 61 | 1 | ... | 1 |
| | 20-40 | 513 | 260 | 253 | 61 | 51 | 10 | 422 | 200 | 222 | 30 | 9 | 21 |
| | 40-60 | 233 | 127 | 106 | 3 | 3 | ... | 184 | 115 | 69 | 46 | 9 | 37 |
| | 60 and over | 81 | 51 | 30 | 1 | 1 | ... | 39 | 33 | 6 | 41 | 17 | 24 |
| **CHITTOOR.** | | | | | | | | | | | | | |
| ALL RELIGIONS | TOTAL | *1,238,742* | *629,379* | *609,363* | *570,273* | *346,249* | *222,024* | *511,585* | *250,446* | *261,139* | *156,884* | *30,684* | *126,200* |
| | 0-5 | 152,359 | 74,288 | 78,071 | 152,160 | 74,256 | 77,904 | 185 | 29 | 156 | 14 | 3 | 11 |
| | 5-10 | 161,207 | 79,876 | 81,331 | 158,931 | 79,670 | 79,261 | 2,150 | 194 | 1,956 | 126 | 12 | 114 |
| | 10-15 | 138,421 | 72,883 | 65,538 | 120,944 | 72,082 | 48,862 | 16,979 | 777 | 16,202 | 498 | 24 | 474 |
| | 15-20 | 97,603 | 51,640 | 45,963 | 57,446 | 48,303 | 9,143 | 38,582 | 3,281 | 35,301 | 1,575 | 56 | 1,519 |
| | 20-40 | 377,215 | 185,936 | 191,280 | 70,479 | 65,369 | 5,110 | 271,936 | 115,938 | 155,998 | 34,800 | 4,628 | 30,172 |
| | 40-60 | 231,233 | 123,770 | 107,463 | 8,534 | 7,164 | 1,370 | 149,076 | 102,388 | 46,688 | 73,623 | 14,218 | 59,405 |
| | 60 and over | 80,704 | 40,987 | 39,717 | 1,779 | 1,405 | 374 | 32,677 | 27,839 | 4,838 | 46,248 | 11,743 | 34,505 |
| HINDU | TOTAL | *1,166,447* | *591,896* | *574,551* | *534,071* | *326,658* | *207,413* | *481,878* | *235,812* | *246,066* | *150,498* | *29,426* | *121,072* |
| | 0-5 | 142,284 | 69,224 | 73,060 | 142,108 | 69,197 | 72,911 | 165 | 26 | 139 | 11 | 1 | 10 |
| | 5-10 | 150,427 | 74,482 | 75,945 | 148,229 | 74,298 | 73,931 | 2,079 | 175 | 1,904 | 119 | 9 | 110 |
| | 10-15 | 129,812 | 68,243 | 61,569 | 113,025 | 67,492 | 45,533 | 16,816 | 731 | 15,585 | 471 | 20 | 451 |
| | 15-20 | 91,612 | 48,517 | 43,095 | 53,901 | 45,393 | 8,508 | 36,194 | 3,099 | 33,095 | 1,617 | 55 | 1,562 |
| | 20-40 | 356,102 | 175,394 | 180,708 | 66,870 | 62,028 | 4,842 | 255,726 | 108,937 | 146,789 | 33,506 | 4,429 | 29,077 |
| | 40-60 | 219,637 | 117,317 | 102,320 | 8,229 | 6,902 | 1,327 | 140,723 | 96,706 | 44,017 | 70,685 | 13,709 | 56,976 |
| | 60 and over | 76,573 | 38,689 | 37,884 | 1,709 | 1,348 | 361 | 30,675 | 26,138 | 4,537 | 44,189 | 11,203 | 32,986 |
| MUSALMAN | TOTAL | *59,183* | *30,839* | *28,344* | *29,708* | *17,916* | *11,792* | *24,030* | *11,866* | *12,164* | *5,445* | *1,057* | *4,388* |
| | 0-5 | 8,035 | 4,058 | 3,977 | 8,015 | 4,053 | 3,962 | 17 | 3 | 14 | 3 | 2 | 1 |
| | 5-10 | 8,957 | 4,446 | 4,511 | 8,888 | 4,425 | 4,463 | 62 | 18 | 44 | 7 | 3 | 4 |
| | 10-15 | 7,131 | 3,856 | 3,275 | 6,538 | 3,818 | 2,720 | 567 | 34 | 533 | 26 | 4 | 22 |
| | 15-20 | 4,839 | 2,572 | 2,267 | 2,858 | 2,433 | 425 | 1,929 | 138 | 1,791 | 52 | 1 | 51 |
| | 20-40 | 17,237 | 8,977 | 8,260 | 3,080 | 2,901 | 179 | 13,049 | 5,611 | 7,438 | 1,108 | 165 | 943 |
| | 40-60 | 9,535 | 5,334 | 4,201 | 268 | 236 | 32 | 6,768 | 4,676 | 2,092 | 2,499 | 422 | 2,077 |
| | 60 and over | 3,449 | 1,896 | 1,553 | 61 | 50 | 11 | 1,638 | 1,386 | 252 | 1,750 | 460 | 1,290 |
| CHRISTIAN | TOTAL | *4,558* | *2,280* | *2,278* | *2,319* | *1,274* | *1,045* | *1,861* | *924* | *937* | *378* | *82* | *296* |
| | 0-5 | 667 | 324 | 343 | 666 | 324 | 342 | 1 | ... | 1 | ... | ... | ... |
| | 5-10 | 637 | 316 | 321 | 634 | 315 | 319 | 3 | 1 | 2 | ... | ... | ... |
| | 10-15 | 499 | 265 | 234 | 474 | 258 | 216 | 25 | 7 | 18 | ... | ... | ... |
| | 15-20 | 447 | 202 | 245 | 298 | 182 | 116 | 146 | 20 | 126 | 3 | ... | 3 |
| | 20-40 | 1,316 | 637 | 679 | 221 | 177 | 44 | 1,028 | 450 | 578 | 67 | 10 | 57 |
| | 40-60 | 758 | 402 | 356 | 19 | 12 | 7 | 540 | 347 | 193 | 199 | 43 | 156 |
| | 60 and over | 234 | 134 | 100 | 7 | 6 | 1 | 118 | 99 | 19 | 109 | 29 | 80 |
| ANIMISTIC | TOTAL | *8,547* | *4,357* | *4,190* | *4,170* | *2,396* | *1,774* | *3,814* | *1,842* | *1,972* | *563* | *119* | *444* |
| | 0-5 | 1,373 | 682 | 691 | 1,371 | 682 | 689 | 2 | ... | 2 | ... | ... | ... |
| | 5-10 | 1,186 | 632 | 554 | 1,180 | 632 | 548 | 6 | ... | 6 | ... | ... | ... |
| | 10-15 | 978 | 518 | 460 | 906 | 513 | 393 | 71 | 5 | 66 | 1 | ... | 1 |
| | 15-20 | 703 | 317 | 386 | 387 | 293 | 94 | 313 | 24 | 289 | 3 | ... | 3 |
| | 20-40 | 2,556 | 1,223 | 1,333 | 306 | 261 | 45 | 2,131 | 938 | 1,193 | 119 | 24 | 95 |
| | 40-60 | 1,303 | 717 | 586 | 18 | 14 | 4 | 1,045 | 659 | 386 | 240 | 44 | 196 |
| | 60 and over | 448 | 268 | 180 | 2 | 1 | 1 | 246 | 216 | 30 | 200 | 51 | 149 |

This content downloaded from 106.51.163.168 on Wed, 05 Jun 2024 15:15:17 +00:00
All use subject to https://about.jstor.org/terms

# TABLE VII.

## Age, sex and civil condition. Part I.—Districts and States—*continued.*

| RELIGIONS. | AGE. | POPULATION. | | | UNMARRIED. | | | MARRIED. | | | WIDOWED. | | |
|---|---|---|---|---|---|---|---|---|---|---|---|---|---|
| | | Persons. | Males. | Females. | Persons. | Males. | Females. | Persons. | Males. | Females. | Persons. | Males. | Females. |
| 1 | 2 | 3 | 4 | 5 | 6 | 7 | 8 | 9 | 10 | 11 | 12 | 13 | 14 |
| **NORTH ARCOT.** | | | | | | | | | | | | | |
| ALL RELIGIONS | TOTAL ... | *1,960,960* | *970,073* | *990,887* | *906,640* | *523,431* | *383,209* | *857,990* | *415,550* | *442,440* | *196,330* | *31,092* | *165,238* |
| | 0-5 ... | 291,084 | 142,054 | 149,030 | 289,807 | 141,535 | 148,272 | 1,228 | 506 | 722 | 49 | 13 | 36 |
| | 5-10 ... | 259,640 | 126,199 | 133,441 | 254,591 | 125,492 | 129,099 | 4,903 | 681 | 4,222 | 146 | 26 | 120 |
| | 10-15 ... | 225,037 | 117,001 | 108,036 | 195,455 | 114,983 | 80,472 | 28,964 | 1,970 | 26,994 | 618 | 48 | 570 |
| | 15-20 ... | 172,645 | 87,270 | 85,375 | 94,241 | 77,598 | 16,643 | 76,525 | 9,590 | 66,935 | 1,879 | 82 | 1,797 |
| | 20-40 ... | 562,832 | 268,430 | 294,402 | 66,013 | 59,070 | 6,943 | 456,946 | 204,909 | 252,037 | 39,873 | 4,451 | 35,422 |
| | 40-60 ... | 330,751 | 168,979 | 161,772 | 5,251 | 3,825 | 1,426 | 234,825 | 152,082 | 82,793 | 90,675 | 13,122 | 77,553 |
| | 60 and over... | 118,971 | 60,140 | 58,831 | 1,282 | 928 | 354 | 54,599 | 45,862 | 8,737 | 63,090 | 13,350 | 49,740 |
| HINDU | TOTAL ... | *1,801,355* | *892,971* | *908,384* | *826,728* | *478,793* | *347,935* | *793,636* | *385,210* | *408,426* | *180,991* | *28,968* | *152,023* |
| | 0-5 | 266,784 | 130,293 | 136,491 | 265,572 | 129,794 | 135,778 | 1,164 | 487 | 677 | 48 | 12 | 36 |
| | 5-10 | 236,379 | 115,022 | 121,357 | 231,478 | 114,365 | 117,113 | 4,759 | 631 | 4,128 | 142 | 26 | 116 |
| | 10-15 | 206,254 | 107,525 | 98,729 | 178,005 | 105,596 | 72,409 | 27,656 | 1,887 | 25,769 | 593 | 42 | 551 |
| | 15-20 | 158,501 | 80,170 | 78,031 | 86,000 | 71,231 | 14,769 | 70,744 | 9,161 | 61,583 | 1,757 | 78 | 1,679 |
| | 20-40 | 518,320 | 248,416 | 270,404 | 59,915 | 53,580 | 6,335 | 421,988 | 190,683 | 231,305 | 36,917 | 4,153 | 32,764 |
| | 40-60 | 305,665 | 156,204 | 149,461 | 4,598 | 3,382 | 1,216 | 217,432 | 140,588 | 76,844 | 83,635 | 12,234 | 71,401 |
| | 60 and over... | 108,952 | 55,041 | 53,911 | 1,160 | 845 | 315 | 49,893 | 41,773 | 8,120 | 57,899 | 12,423 | 45,476 |
| MUSALMAN | TOTAL ... | *117,909* | *56,534* | *61,375* | *59,216* | *33,027* | *26,189* | *47,254* | *22,019* | *25,235* | *11,439* | *1,488* | *9,951* |
| | 0-5 | 17,935 | 8,629 | 9,306 | 17,900 | 8,620 | 9,280 | 35 | 9 | 26 | | | |
| | 5-10 | 17,623 | 8,437 | 9,186 | 17,524 | 8,399 | 9,125 | 96 | 38 | 58 | 3 | | 3 |
| | 10-15 | 13,841 | 6,938 | 6,903 | 12,891 | 6,874 | 6,017 | 935 | 61 | 874 | 15 | 3 | 12 |
| | 15-20 | 10,283 | 4,874 | 5,409 | 5,876 | 4,594 | 1,282 | 4,310 | 276 | 4,034 | 97 | 4 | 93 |
| | 20-40 | 32,554 | 14,514 | 18,040 | 4,470 | 4,153 | 317 | 25,862 | 10,158 | 15,704 | 2,222 | 203 | 2,019 |
| | 40-60 | 18,215 | 9,358 | 8,857 | 474 | 328 | 146 | 12,505 | 8,407 | 4,098 | 5,236 | 623 | 4,613 |
| | 60 and over... | 7,458 | 3,784 | 3,674 | 81 | 59 | 22 | 3,511 | 3,070 | 441 | 3,866 | 655 | 3,211 |
| CHRISTIAN | TOTAL ... | *32,822* | *16,156* | *16,666* | *17,178* | *9,440* | *7,738* | *13,185* | *6,384* | *6,801* | *2,459* | *332* | *2,127* |
| | 0-5 | 5,456 | 2,689 | 2,767 | 5,430 | 2,680 | 2,750 | 25 | 8 | 17 | 1 | 1 | ... |
| | 5-10 | 4,732 | 2,314 | 2,418 | 4,694 | 2,303 | 2,391 | 38 | 11 | 27 | ... | ... | ... |
| | 10-15 | 4,050 | 2,098 | 1,952 | 3,759 | 2,077 | 1,682 | 283 | 18 | 265 | 8 | 3 | 5 |
| | 15-20 | 3,185 | 1,569 | 1,616 | 1,989 | 1,433 | 556 | 1,179 | 136 | 1,043 | 17 | ... | 17 |
| | 20-40 | 8,813 | 4,167 | 4,646 | 1,170 | 888 | 282 | 7,137 | 3,224 | 3,913 | 506 | 55 | 451 |
| | 40-60 | 4,958 | 2,466 | 2,492 | 106 | 46 | 60 | 3,687 | 2,283 | 1,404 | 1,165 | 137 | 1,028 |
| | 60 and over... | 1,628 | 853 | 775 | 30 | 13 | 17 | 836 | 704 | 132 | 762 | 136 | 626 |
| JAIN | TOTAL ... | *8,826* | *4,391* | *4,435* | *3,489* | *2,158* | *1,331* | *3,897* | *1,929* | *1,968* | *1,440* | *304* | *1,136* |
| | 0-5 ... | 901 | 443 | 458 | 897 | 441 | 456 | 4 | 2 | 2 | ... | ... | ... |
| | 5-10 ... | 899 | 422 | 477 | 888 | 421 | 467 | 10 | 1 | 9 | 1 | ... | 1 |
| | 10-15 ... | 886 | 438 | 448 | 794 | 434 | 360 | 90 | 4 | 86 | 2 | ... | 2 |
| | 15-20 ... | 674 | 356 | 318 | 374 | 339 | 35 | 292 | 17 | 275 | 8 | ... | 8 |
| | 20-40 ... | 2,630 | 1,325 | 1,305 | 453 | 444 | 9 | 1,950 | 841 | 1,109 | 227 | 40 | 187 |
| | 40-60 ... | 1,903 | 945 | 958 | 72 | 68 | 4 | 1,192 | 749 | 443 | 639 | 128 | 511 |
| | 60 and over... | 933 | 462 | 471 | 11 | 11 | ... | 359 | 315 | 44 | 563 | 136 | 427 |
| **SALEM.** | | | | | | | | | | | | | |
| ALL RELIGIONS. | TOTAL ... | *1,766,680* | *876,950* | *889,730* | *839,594* | *475,494* | *364,100* | *747,271* | *367,914* | *379,357* | *179,815* | *33,542* | *146,273* |
| | 0-5 ... | 235,695 | 115,447 | 120,248 | 234,953 | 115,201 | 119,752 | 725 | 243 | 482 | 17 | 3 | 14 |
| | 5-10 ... | 236,419 | 116 045 | 120,374 | 233,865 | 115,463 | 118,402 | 2,422 | 561 | 1,861 | 132 | 21 | 111 |
| | 10-15 ... | 214,634 | 111,026 | 103,608 | 196,910 | 108,640 | 88.270 | 17,307 | 2,332 | 14,975 | 417 | 54 | 363 |
| | 15-20 ... | 155,822 | 81,033 | 74,789 | 98,697 | 71,918 | 26,779 | 55,530 | 8,951 | 46,579 | 1,595 | 164 | 1,431 |
| | 20-40 ... | 524,938 | 253,485 | 271,453 | 68,435 | 59,331 | 9,104 | 417,227 | 187,002 | 230,225 | 39,276 | 7,152 | 32,124 |
| | 40-60 ... | 308,391 | 155,945 | 152,446 | 5,524 | 4,076 | 1,448 | 214,434 | 136,475 | 77,959 | 88,433 | 15,394 | 73,039 |
| | 60 and over... | 90,781 | 43,969 | 46,812 | 1,210 | 865 | 345 | 39,626 | 32,350 | 7,276 | 49,945 | 10,754 | 38,191 |
| HINDU | TOTAL ... | *1,708,241* | *847,405* | *860,836* | *809,750* | *458,662* | *351,088* | *723,730* | *356,059* | *367,671* | *174,761* | *32,684* | *142,077* |
| | 0-5 ... | 226,689 | 110,997 | 115,692 | 225,979 | 110,775 | 115,204 | 693 | 219 | 474 | 17 | 3 | 14 |
| | 5-10 ... | 227,914 | 111,853 | 116,061 | 225,399 | 111,284 | 114,115 | 2,389 | 551 | 1,838 | 126 | 18 | 108 |
| | 10-15 ... | 207,462 | 107,282 | 100,180 | 190,311 | 105,071 | 85,240 | 16,748 | 2,163 | 14,585 | 403 | 48 | 355 |
| | 15-20 ... | 150,432 | 78,241 | 72,191 | 95,493 | 69,496 | 25,997 | 53,385 | 8,588 | 44,797 | 1,554 | 157 | 1,397 |
| | 20-40 ... | 508,455 | 245,404 | 263,051 | 66,137 | 57,329 | 8,808 | 404,299 | 181,161 | 223,138 | 38,019 | 6,914 | 31,105 |
| | 40-60 ... | 299,424 | 151,178 | 148,246 | 5,272 | 3,881 | 1,391 | 208,015 | 132,203 | 75,812 | 86,137 | 15,094 | 71,043 |
| | 60 and over... | 87,865 | 42,450 | 45,415 | 1,159 | 826 | 333 | 38,201 | 31,174 | 7,027 | 48,505 | 10,450 | 38,055 |
| MUSALMAN | TOTAL ... | *43,424* | *22,218* | *21,206* | *22,096* | *12,706* | *9,390* | *17,387* | *8,803* | *8,584* | *3,941* | *709* | *3,232* |
| | 0-5 ... | 6,717 | 3,301 | 3,416 | 6,687 | 3,278 | 3,409 | 30 | 23 | 7 | ... | ... | ... |
| | 5-10 ... | 6,337 | 3,154 | 3,183 | 6,309 | 3,144 | 3,165 | 25 | 8 | 17 | 3 | 2 | 1 |
| | 10-15 ... | 5,229 | 2,786 | 2,443 | 4,749 | 2,629 | 2,120 | 468 | 151 | 317 | 12 | 6 | 6 |
| | 15-20 ... | 4,079 | 2,158 | 1,921 | 2,338 | 1,839 | 499 | 1,706 | 313 | 1,393 | 35 | 6 | 29 |
| | 20-40 ... | 12,259 | 6,111 | 6,148 | 1,780 | 1,622 | 158 | 9,437 | 4,277 | 5,160 | 1,042 | 212 | 830 |
| | 40-60 ... | 6,605 | 3,535 | 3,070 | 194 | 163 | 31 | 4,647 | 3,131 | 1,516 | 1,764 | 241 | 1,523 |
| | 60 and over... | 2,198 | 1,173 | 1,025 | 30 | 31 | 8 | 1,074 | 900 | 174 | 1,085 | 242 | 843 |
| CHRISTIAN | TOTAL ... | *15,003* | *7,320* | *7,683* | *7,745* | *4,124* | *3,621* | *6,149* | *3,049* | *3,100* | *1,109* | *147* | *962* |
| | 0-5 ... | 2,289 | 1,149 | 1,140 | 2,287 | 1,148 | 1,139 | 2 | 1 | 1 | ... | ... | ... |
| | 5-10 ... | 2,168 | 1,038 | 1,130 | 2,157 | 1,035 | 1,122 | 8 | 2 | 6 | 3 | 1 | 2 |
| | 10-15 ... | 1,943 | 958 | 985 | 1,850 | 940 | 910 | 91 | 18 | 73 | 2 | ... | 2 |
| | 15-20 ... | 1,311 | 634 | 677 | 866 | 583 | 283 | 439 | 50 | 389 | 6 | 1 | 5 |
| | 20-40 ... | 4,218 | 1,967 | 2,251 | 516 | 379 | 137 | 3,487 | 1,562 | 1,925 | 215 | 26 | 189 |
| | 40-60 ... | 2,359 | 1,230 | 1,129 | 57 | 31 | 26 | 1,772 | 1,141 | 631 | 530 | 58 | 472 |
| | 60 and over... | 715 | 344 | 371 | 12 | 8 | 4 | 350 | 275 | 75 | 353 | 61 | 292 |
| OTHERS | TOTAL ... | *12* | *7* | *5* | *3* | *2* | *1* | *5* | *3* | *2* | *4* | *2* | *2* |
| | 0-5 ... | ... | ... | ... | ... | ... | ... | ... | ... | ... | ... | ... | ... |
| | 5-10 ... | ... | ... | ... | ... | ... | ... | ... | ... | ... | ... | ... | ... |
| | 10-15 ... | ... | ... | ... | ... | ... | ... | ... | ... | ... | ... | ... | ... |
| | 15-20 ... | ... | ... | ... | ... | ... | ... | ... | ... | ... | ... | ... | ... |
| | 20-40 ... | 6 | 3 | 3 | 2 | 1 | 1 | 4 | 2 | 2 | ... | ... | ... |
| | 40-60 ... | 3 | 2 | 1 | 1 | 1 | ... | ... | ... | ... | 2 | 1 | 1 |
| | 60 and over... | 3 | 2 | 1 | ... | ... | ... | 1 | 1 | ... | 2 | 1 | 1 |

This content downloaded from 106.51.163.168 on Wed, 05 Jun 2024 15:15:17 +00:00
All use subject to https://about.jstor.org/terms

# TABLE VII.

## Age, sex and civil condition. Part I.—Districts and States—*continued.*

| RELIGIONS. | AGE. | POPULATION. | | | UNMARRIED. | | | MARRIED. | | | WIDOWED. | | |
|---|---|---|---|---|---|---|---|---|---|---|---|---|---|
| | | Persons. | Males. | Females. | Persons. | Males. | Females. | Persons. | Males. | Females. | Persons. | Males. | Females. |
| 1 | 2 | 3 | 4 | 5 | 6 | 7 | 8 | 9 | 10 | 11 | 12 | 13 | 14 |
| **COIMBATORE.** | | | | | | | | | | | | | |
| ALL RELIGIONS | TOTAL ... | *2,116,564* | *1,044,429* | *1,072,135* | *1,011,485* | *566,725* | *444,760* | *893,153* | *437,722* | *455,431* | *211,926* | *39,982* | *171,944* |
| | 0-5 ... | 291,281 | 140,407 | 150,874 | 290,596 | 140,104 | 150,492 | 644 | 294 | 350 | 41 | 9 | 32 |
| | 5-10 ... | 269,154 | 133,511 | 135,643 | 267,040 | 132,882 | 134,158 | 2,023 | 610 | 1,413 | 91 | 19 | 72 |
| | 10-15 ... | 253,061 | 129,530 | 123,531 | 235,948 | 127,001 | 108,947 | 16,753 | 2,488 | 14,265 | 360 | 41 | 319 |
| | 15-20 ... | 184,889 | 96,320 | 88,569 | 121,478 | 84,109 | 37,369 | 61,737 | 12,015 | 49,722 | 1,674 | 196 | 1,478 |
| | 20-40 ... | 645,396 | 311,350 | 334,046 | 86,146 | 74,336 | 11,810 | 512,914 | 229,251 | 283,663 | 46,336 | 7,763 | 38,573 |
| | 40-60 ... | 361,200 | 180,800 | 180,400 | 8,515 | 7,017 | 1,498 | 250,349 | 155,416 | 94,933 | 102,336 | 18,367 | 83,969 |
| | 60 and over... | 111,583 | 52,511 | 59,072 | 1,762 | 1,276 | 486 | 48,733 | 37,648 | 11,085 | 61,088 | 13,587 | 47,501 |
| HINDU ... | TOTAL ... | *2,051,778* | *1,011,929* | *1,039,849* | *977,643* | *547,495* | *430,148* | *868,156* | *425,197* | *442,959* | *205,979* | *39,237* | *166,742* |
| | 0-5 ... | 282,001 | 135,835 | 146,166 | 281,347 | 135,544 | 145,803 | 616 | 282 | 334 | 38 | 9 | 29 |
| | 5-10 ... | 260,274 | 129,134 | 131,140 | 258,213 | 128,525 | 129,688 | 1,973 | 590 | 1,383 | 88 | 19 | 69 |
| | 10-15 ... | 244,723 | 125,165 | 119,558 | 227,955 | 122,669 | 105,286 | 16,419 | 2,455 | 13,964 | 349 | 41 | 308 |
| | 15-20 ... | 178,576 | 93,077 | 85,499 | 117,323 | 81,071 | 36,252 | 59,698 | 11,813 | 47,815 | 1,555 | 193 | 1,432 |
| | 20-40 ... | 625,889 | 301,551 | 324,338 | 82,643 | 71,541 | 11,102 | 498,162 | 222,421 | 275,741 | 44,884 | 7,589 | 37,295 |
| | 40-60 ... | 351,561 | 175,956 | 175,605 | 8,249 | 6,899 | 1,350 | 243,835 | 150,995 | 92,840 | 99,477 | 18,062 | 81,415 |
| | 60 and over... | 108,754 | 51,211 | 57,543 | 1,713 | 1,246 | 467 | 47,523 | 36,641 | 10,882 | 59,518 | 13,324 | 46,194 |
| MUSALMAN | TOTAL ... | *43,100* | *21,790* | *21,310* | *22,235* | *12,891* | *9,344* | *16,786* | *8,443* | *8,343* | *4,079* | *456* | *3,623* |
| | 0-5 ... | 6,122 | 3,031 | 3,091 | 6,110 | 3,026 | 3,084 | 11 | 5 | 6 | 1 | ... | 1 |
| | 5-10 ... | 6,117 | 3,019 | 3,098 | 6,088 | 3,012 | 3,076 | 26 | 7 | 19 | 3 | ... | 3 |
| | 10-15 ... | 5,427 | 2,838 | 2,589 | 5,167 | 2,822 | 2,345 | 252 | 16 | 236 | 8 | ... | 8 |
| | 15-20 ... | 4,138 | 2,143 | 1,995 | 2,562 | 2,015 | 547 | 1,535 | 125 | 1,410 | 41 | 3 | 38 |
| | 20-40 ... | 13,092 | 6,664 | 6,428 | 2,154 | 1,939 | 215 | 9,923 | 4,611 | 5,312 | 1,015 | 114 | 901 |
| | 40-60 ... | 6,251 | 3,192 | 3,059 | 131 | 61 | 70 | 4,191 | 2,954 | 1,237 | 1,929 | 177 | 1,752 |
| | 60 and over... | 1,953 | 903 | 1,050 | 23 | 16 | 7 | 848 | 725 | 123 | 1,082 | 162 | 920 |
| CHRISTIAN | TOTAL ... | *19,550* | *9,608* | *9,942* | *10,601* | *5,767* | *4,834* | *7,209* | *3,582* | *3,627* | *1,740* | *259* | *1,481* |
| | 0-5 ... | 2,803 | 1,365 | 1,438 | 2,786 | 1,359 | 1,427 | 16 | 6 | 10 | 1 | ... | 1 |
| | 5-10 ... | 2,470 | 1,206 | 1,264 | 2,447 | 1,193 | 1,254 | 23 | 13 | 10 | ... | ... | ... |
| | 10-15 ... | 2,684 | 1,395 | 1,289 | 2,611 | 1,378 | 1,233 | 71 | 17 | 54 | 2 | ... | 2 |
| | 15-20 ... | 2,022 | 1,019 | 1,003 | 1,503 | 955 | 548 | 513 | 64 | 449 | 6 | ... | 6 |
| | 20-40 ... | 5,696 | 2,789 | 2,907 | 1,100 | 812 | 288 | 4,189 | 1,930 | 2,259 | 407 | 47 | 360 |
| | 40-60 ... | 3,046 | 1,463 | 1,583 | 129 | 56 | 73 | 2,061 | 1,291 | 770 | 856 | 116 | 740 |
| | 60 and over... | 829 | 371 | 458 | 25 | 14 | 11 | 336 | 261 | 75 | 468 | 96 | 372 |
| OTHERS ... | TOTAL ... | *2,136* | *1,102* | *1,034* | *1,006* | *572* | *434* | *1,002* | *500* | *502* | *128* | *30* | *98* |
| | 0-5 ... | 355 | 176 | 179 | 353 | 175 | 178 | 1 | 1 | ... | 1 | ... | 1 |
| | 5-10 ... | 293 | 152 | 141 | 292 | 152 | 140 | 1 | ... | 1 | ... | ... | ... |
| | 10-15 ... | 227 | 132 | 95 | 215 | 132 | 83 | 11 | ... | 11 | 1 | ... | 1 |
| | 15-20 ... | 153 | 81 | 72 | 90 | 68 | 22 | 61 | 13 | 48 | 2 | ... | 2 |
| | 20-40 ... | 719 | 346 | 373 | 49 | 44 | 5 | 640 | 289 | 351 | 30 | 13 | 17 |
| | 40-60 ... | 342 | 189 | 153 | 6 | 1 | 5 | 262 | 176 | 86 | 74 | 12 | 62 |
| | 60 and over... | 47 | 26 | 21 | 1 | ... | 1 | 26 | 21 | 5 | 20 | 5 | 15 |
| **SOUTH ARCOT.** | | | | | | | | | | | | | |
| ALL RELIGIONS. | TOTAL ... | *2,362,566* | *1,172,807* | *1,189,759* | *1,090,451* | *632,116* | *458,335* | *1,033,728* | *502,236* | *531,492* | *238,387* | *38,455* | *199,932* |
| | 0-5 ... | 344,615 | 168,780 | 175,835 | 343,354 | 168,284 | 175,070 | 1,200 | 477 | 723 | 61 | 19 | 42 |
| | 5-10 ... | 296,854 | 146,114 | 150,740 | 291,838 | 145,243 | 146,595 | 4,873 | 846 | 4,027 | 143 | 25 | 118 |
| | 10-15 ... | 260,941 | 136,504 | 124,437 | 231,330 | 134,126 | 97,204 | 29,078 | 2,328 | 26,750 | 533 | 50 | 483 |
| | 15-20 ... | 210,969 | 106,832 | 104,137 | 123,273 | 96,392 | 26,881 | 86,723 | 10,330 | 75,393 | 1,973 | 110 | 1,863 |
| | 20-40 ... | 703,091 | 334,757 | 368,334 | 91,390 | 81,320 | 10,070 | 562,687 | 247,156 | 315,531 | 49,014 | 6,281 | 42,733 |
| | 40-60 ... | 408,439 | 208,452 | 199,987 | 7,596 | 5,550 | 2,046 | 286,890 | 186,642 | 100,248 | 113,953 | 16,260 | 97,693 |
| | 60 and over... | 137,657 | 71,368 | 66,289 | 1,670 | 1,201 | 469 | 63,277 | 54,457 | 8,820 | 72,710 | 15,710 | 57,000 |
| HINDU ... | TOTAL ... | *2,223,171* | *1,103,167* | *1,120,004* | *1,021,292* | *592,713* | *428,579* | *974,978* | *473,443* | *501,535* | *226,901* | *37,011* | *189,890* |
| | 0-5 ... | 322,714 | 157,803 | 164,911 | 321,523 | 157,332 | 164,191 | 1,135 | 453 | 682 | 56 | 18 | 38 |
| | 5-10 ... | 277,492 | 136,615 | 140,877 | 272,658 | 135,787 | 136,871 | 4,701 | 805 | 3,896 | 133 | 23 | 110 |
| | 10-15 ... | 244,617 | 127,915 | 116,702 | 216,398 | 125,634 | 90,764 | 27,703 | 2,236 | 25,467 | 516 | 45 | 471 |
| | 15-20 ... | 197,918 | 100,486 | 97,482 | 115,604 | 90,528 | 25,076 | 80,442 | 9,802 | 70,640 | 1,872 | 106 | 1,766 |
| | 20-40 ... | 663,092 | 315,417 | 347,675 | 86,326 | 76,956 | 9,370 | 530,099 | 232,438 | 297,661 | 46,667 | 6,023 | 40,644 |
| | 40-60 ... | 386,894 | 197,381 | 189,513 | 7,233 | 5,336 | 1,897 | 271,200 | 176,340 | 94,860 | 108,461 | 15,705 | 92,756 |
| | 60 and over... | 130,444 | 67,600 | 62,844 | 1,550 | 1,140 | 410 | 59,698 | 51,369 | 8,329 | 69,196 | 15,091 | 54,105 |
| MUSALMAN. | TOTAL ... | *66,986* | *33,588* | *33,398* | *32,622* | *19,131* | *13,491* | *28,475* | *13,838* | *14,637* | *5,889* | *619* | *5,270* |
| | 0-5 ... | 10,535 | 5,373 | 5,162 | 10,501 | 5,361 | 5,140 | 31 | 11 | 20 | 3 | 1 | 2 |
| | 5-10 ... | 9,327 | 4,531 | 4,796 | 9,226 | 4,510 | 4,716 | 94 | 20 | 74 | 7 | 1 | 6 |
| | 10-15 ... | 7,562 | 4,028 | 3,534 | 6,789 | 3,978 | 2,811 | 766 | 48 | 718 | 7 | 2 | 5 |
| | 15-20 ... | 6,191 | 3,058 | 3,133 | 3,436 | 2,831 | 605 | 2,702 | 225 | 2,477 | 53 | 2 | 51 |
| | 20-40 ... | 19,365 | 9,406 | 9,959 | 2,498 | 2,331 | 167 | 15,680 | 6,963 | 8,717 | 1,187 | 112 | 1,075 |
| | 40-60 ... | 10,376 | 5,348 | 5,028 | 126 | 89 | 37 | 7,436 | 5,036 | 2,400 | 2,814 | 223 | 2,591 |
| | 60 and over... | 3,630 | 1,844 | 1,786 | 46 | 31 | 15 | 1,766 | 1,535 | 231 | 1,618 | 278 | 1,340 |
| CHRISTIAN. | TOTAL ... | *67,436* | *33,578* | *33,858* | *34,729* | *19,097* | *15,632* | *27,987* | *13,801* | *14,186* | *4,720* | *680* | *4,040* |
| | 0-5 ... | 10,924 | 5,370 | 5,554 | 10,893 | 5,358 | 5,535 | 29 | 12 | 17 | 2 | ... | 2 |
| | 5-10 ... | 9,576 | 4,738 | 4,838 | 9,508 | 4,718 | 4,790 | 66 | 19 | 47 | 2 | 1 | 1 |
| | 10-15 ... | 8,282 | 4,322 | 3,960 | 7,734 | 4,281 | 3,453 | 519 | 38 | 481 | 9 | 3 | 6 |
| | 15-20 ... | 6,490 | 3,161 | 3,329 | 4,050 | 2,877 | 1,173 | 2,396 | 282 | 2,114 | 44 | 2 | 42 |
| | 20-40 ... | 19,068 | 9,123 | 9,945 | 2,289 | 1,762 | 527 | 15,789 | 7,243 | 8,546 | 990 | 118 | 872 |
| | 40-60 ... | 10,047 | 5,159 | 4,888 | 193 | 81 | 112 | 7,559 | 4,814 | 2,745 | 2,295 | 264 | 2,031 |
| | 60 and over... | 3,069 | 1,705 | 1,364 | 62 | 20 | 42 | 1,629 | 1,393 | 236 | 1,378 | 292 | 1,086 |
| JAIN ... | TOTAL ... | *4,947* | *2,453* | *2,494* | *1,801* | *1,169* | *632* | *2,269* | *1,139* | *1,130* | *877* | *145* | *732* |
| | 0-5 ... | 441 | 233 | 208 | 436 | 232 | 204 | 5 | 1 | 4 | ... | ... | ... |
| | 5-10 ... | 457 | 229 | 228 | 444 | 227 | 217 | 12 | 2 | 10 | 1 | ... | 1 |
| | 10-15 ... | 500 | 239 | 261 | 409 | 233 | 176 | 90 | 6 | 84 | 1 | ... | 1 |
| | 15-20 ... | 370 | 177 | 193 | 183 | 156 | 27 | 183 | 21 | 162 | 4 | ... | 4 |
| | 20-40 ... | 1,545 | 794 | 751 | 273 | 267 | 6 | 1,103 | 499 | 603 | 170 | 28 | 142 |
| | 40-60 ... | 1,120 | 562 | 558 | 44 | 44 | ... | 693 | 450 | 243 | 383 | 68 | 315 |
| | 60 and over... | 514 | 219 | 295 | 12 | 10 | 2 | 184 | 160 | 24 | 318 | 49 | 269 |



This content downloaded from
106.51.163.168 on Wed, 05 Jun 2024 15:15:17 +00:00
All use subject to https://about.jstor.org/terms

Table VII.

AGE, SEX AND CIVIL CONDITION—TANJORE AND TRICHINOPOLY.

# TABLE VII.

## Age, sex and civil condition. Part I.—Districts and States—*continued.*

| RELIGIONS. | AGE. | POPULATION. | | | UNMARRIED. | | | MARRIED. | | | WIDOWED. | | |
|---|---|---|---|---|---|---|---|---|---|---|---|---|---|
| | | Persons. | Males. | Females. | Persons. | Males. | Females. | Persons. | Males. | Females. | Persons. | Males. | Females. |
| 1 | 2 | 3 | 4 | 5 | 6 | 7 | 8 | 9 | 10 | 11 | 12 | 13 | 14 |
| **TANJORE.** | | | | | | | | | | | | | |
| All Religions | TOTAL | *2,362,689* | *1,123,084* | *1,239,605* | *1,054,282* | *594,900* | *459,382* | *1,010,088* | *478,951* | *531,137* | *298,319* | *49,233* | *249,086* |
| | 0–5 | 324,989 | 157,380 | 167,609 | 324,187 | 157,070 | 167,117 | 756 | 300 | 456 | 46 | 10 | 30 |
| | 5–10 | 293,518 | 144,535 | 148,983 | 290,642 | 143,969 | 146,673 | 2,740 | 537 | 2,203 | 136 | 29 | 107 |
| | 10–15 | 248,745 | 128,112 | 120,633 | 229,126 | 126,263 | 102,863 | 19,196 | 1,814 | 17,382 | 423 | 35 | 388 |
| | 15–20 | 202,767 | 96,730 | 106,037 | 118,369 | 87,254 | 31,115 | 82,048 | 9,340 | 72,708 | 2,350 | 136 | 2,214 |
| | 20–40 | 719,218 | 324,533 | 394,685 | 83,058 | 73,580 | 9,478 | 570,981 | 241,775 | 329,206 | 65,179 | 9,178 | 56,001 |
| | 40–60 | 424,753 | 203,742 | 221,011 | 7,222 | 5,523 | 1,699 | 277,783 | 177,449 | 100,334 | 139,748 | 20,770 | 118,978 |
| | 60 and over | 148,699 | 68,052 | 80,647 | 1,678 | 1,241 | 437 | 56,584 | 47,736 | 8,848 | 90,437 | 19,075 | 71,362 |
| Hindu | TOTAL | *2,141,196* | *1,022,630* | *1,118,566* | *951,150* | *538,625* | *412,525* | *918,526* | *438,003* | *480,523* | *271,520* | *46,002* | *225,518* |
| | 0–5 | 292,655 | 141,284 | 151,371 | 291,964 | 141,015 | 150,949 | 651 | 260 | 391 | 40 | 9 | 31 |
| | 5–10 | 262,914 | 129,492 | 133,422 | 260,348 | 129,005 | 131,343 | 2,459 | 461 | 1,998 | 107 | 26 | 81 |
| | 10–15 | 224,943 | 116,363 | 108,580 | 207,087 | 114,668 | 92,419 | 17,486 | 1,669 | 15,817 | 370 | 26 | 344 |
| | 15–20 | 183,246 | 88,443 | 94,803 | 107,559 | 79,774 | 27,785 | 73,576 | 8,545 | 65,031 | 2,111 | 124 | 1,987 |
| | 20–40 | 653,703 | 297,257 | 356,446 | 76,108 | 67,894 | 8,210 | 518,180 | 220,822 | 297,358 | 59,415 | 8,537 | 50,878 |
| | 40–60 | 388,628 | 187,331 | 201,297 | 6,587 | 5,140 | 1,447 | 254,552 | 162,673 | 91,879 | 127,489 | 19,518 | 107,971 |
| | 60 and over | 135,107 | 62,460 | 72,647 | 1,497 | 1,125 | 372 | 51,622 | 43,573 | 8,049 | 81,988 | 17,762 | 64,226 |
| Musalman | TOTAL | *131,042* | *57,051* | *73,991* | *60,166* | *32,959* | *27,207* | *53,406* | *22,565* | *30,841* | *17,470* | *1,527* | *15,943* |
| | 0–5 | 19,303 | 9,560 | 9,743 | 19,230 | 9,534 | 9,696 | 71 | 25 | 46 | 2 | 1 | 1 |
| | 5–10 | 18,428 | 9,057 | 9,371 | 18,213 | 9,015 | 9,198 | 194 | 40 | 154 | 21 | 2 | 19 |
| | 10–15 | 13,790 | 6,666 | 7,124 | 12,476 | 6,574 | 5,902 | 1,274 | 88 | 1,186 | 40 | 4 | 36 |
| | 15–20 | 11,694 | 4,604 | 7,090 | 6,974 | 4,209 | 2,765 | 5,546 | 388 | 5,158 | 174 | 7 | 167 |
| | 20–40 | 38,272 | 14,921 | 23,351 | 3,843 | 3,348 | 495 | 30,614 | 11,245 | 19,369 | 3,815 | 328 | 3,487 |
| | 40–60 | 20,941 | 9,024 | 11,917 | 315 | 200 | 115 | 12,769 | 8,269 | 4,500 | 7,857 | 555 | 7,302 |
| | 60 and over | 8,614 | 3,219 | 5,395 | 115 | 79 | 36 | 2,938 | 2,510 | 428 | 5,561 | 630 | 4,931 |
| Christian | TOTAL | *89,814* | *43,071* | *46,743* | *42,692* | *23,137* | *19,555* | *37,898* | *18,251* | *19,647* | *9,224* | *1,683* | *7,541* |
| | 0–5 | 12,970 | 6,510 | 6,460 | 12,933 | 6,495 | 6,438 | 33 | 15 | 18 | 4 | ... | 4 |
| | 5–10 | 12,117 | 5,956 | 6,161 | 12,024 | 5,920 | 6,104 | 85 | 35 | 50 | 8 | 1 | 7 |
| | 10–15 | 9,983 | 5,064 | 4,899 | 9,520 | 5,002 | 4,518 | 430 | 57 | 373 | 13 | 5 | 8 |
| | 15–20 | 7,768 | 3,650 | 4,118 | 4,801 | 3,242 | 1,559 | 2,904 | 403 | 2,501 | 63 | 5 | 58 |
| | 20–40 | 27,008 | 12,207 | 14,801 | 3,031 | 2,261 | 770 | 22,049 | 9,640 | 12,409 | 1,928 | 306 | 1,622 |
| | 40–60 | 15,069 | 7,333 | 7,736 | 317 | 180 | 137 | 10,395 | 6,464 | 3,931 | 4,357 | 689 | 3,668 |
| | 60 and over | 4,919 | 2,351 | 2,568 | 66 | 37 | 29 | 2,002 | 1,637 | 365 | 2,851 | 677 | 2,174 |
| Others | TOTAL | *637* | *332* | *305* | *274* | *179* | *95* | *258* | *132* | *126* | *105* | *21* | *84* |
| | 0–5 | 61 | 26 | 35 | 60 | 26 | 34 | 1 | ... | 1 | ... | ... | ... |
| | 5–10 | 59 | 30 | 29 | 57 | 29 | 28 | 2 | 1 | 1 | ... | ... | ... |
| | 10–15 | 49 | 19 | 30 | 43 | 19 | 24 | 6 | ... | 6 | ... | ... | ... |
| | 15–20 | 59 | 33 | 26 | 35 | 29 | 6 | 22 | 4 | 18 | 2 | ... | 2 |
| | 20–40 | 235 | 148 | 87 | 76 | 73 | 3 | 138 | 68 | 70 | 21 | 7 | 14 |
| | 40–60 | 115 | 54 | 61 | 3 | 3 | ... | 67 | 43 | 24 | 45 | 8 | 37 |
| | 60 and over | 59 | 22 | 37 | ... | ... | ... | 22 | 16 | 6 | 37 | 6 | 31 |
| **TRICHINOPOLY.** | | | | | | | | | | | | | |
| All Religions | TOTAL | *2,107,029* | *1,022,866* | *1,084,163* | *954,203* | *544,667* | *409,536* | *914,775* | *443,247* | *471,528* | *238,051* | *34,952* | *203,099* |
| | 0–5 | 283,598 | 139,549 | 144,049 | 283,142 | 139,375 | 143,767 | 442 | 171 | 271 | 14 | 3 | 11 |
| | 5–10 | 271,469 | 133,852 | 137,617 | 268,952 | 133,391 | 135,561 | 2,441 | 442 | 1,999 | 76 | 19 | 57 |
| | 10–15 | 219,919 | 115,501 | 104,418 | 201,401 | 113,817 | 87,584 | 18,257 | 1,665 | 16,592 | 261 | 19 | 242 |
| | 15–20 | 174,714 | 86,416 | 88,298 | 109,511 | 77,669 | 31,842 | 63,843 | 8,672 | 55,171 | 1,360 | 75 | 1,285 |
| | 20–40 | 632,732 | 295,581 | 337,151 | 83,305 | 74,595 | 8,710 | 502,442 | 215,253 | 287,189 | 46,985 | 5,733 | 41,252 |
| | 40–60 | 388,658 | 188,442 | 200,216 | 6,503 | 4,784 | 1,719 | 268,965 | 168,801 | 100,164 | 113,190 | 14,857 | 98,333 |
| | 60 and over | 135,939 | 63,525 | 72,414 | 1,389 | 1,036 | 353 | 58,385 | 48,243 | 10,142 | 76,165 | 14,246 | 61,919 |
| Hindu | TOTAL | *1,953,852* | *949,057* | *1,004,795* | *878,913* | *503,108* | *375,805* | *851,620* | *412,871* | *438,749* | *223,319* | *33,078* | *190,241* |
| | 0–5 | 260,825 | 128,403 | 132,422 | 260,387 | 128,239 | 132,148 | 424 | 161 | 263 | 14 | 3 | 11 |
| | 5–10 | 249,456 | 123,108 | 126,348 | 247,087 | 122,676 | 124,411 | 2,297 | 414 | 1,883 | 72 | 18 | 54 |
| | 10–15 | 202,618 | 106,584 | 96,034 | 184,991 | 104,973 | 80,018 | 17,377 | 1,592 | 15,785 | 250 | 19 | 231 |
| | 15–20 | 161,367 | 79,983 | 81,384 | 101,329 | 71,791 | 29,538 | 58,765 | 8,122 | 50,643 | 1,273 | 70 | 1,203 |
| | 20–40 | 588,041 | 275,013 | 313,028 | 77,726 | 69,939 | 7,787 | 466,403 | 199,676 | 266,727 | 43,912 | 5,398 | 38,514 |
| | 40–60 | 364,450 | 176,636 | 187,814 | 6,101 | 4,518 | 1,583 | 251,972 | 157,938 | 94,034 | 106,377 | 14,180 | 92,197 |
| | 60 and over | 127,095 | 59,330 | 67,765 | 1,292 | 972 | 320 | 54,382 | 44,968 | 9,414 | 71,421 | 13,390 | 58,031 |
| Musalman | TOTAL | *65,753* | *31,546* | *34,207* | *32,544* | *18,371* | *14,173* | *26,649* | *12,509* | *14,140* | *6,560* | *666* | *5,894* |
| | 0–5 | 10,345 | 5,138 | 5,207 | 10,332 | 5,130 | 5,202 | 13 | 8 | 5 | ... | ... | ... |
| | 5–10 | 9,696 | 4,729 | 4,967 | 9,579 | 4,710 | 4,869 | 113 | 18 | 95 | 4 | 1 | 3 |
| | 10–15 | 7,292 | 3,799 | 3,493 | 6,747 | 3,755 | 2,992 | 536 | 44 | 492 | 9 | ... | 9 |
| | 15–20 | 5,646 | 2,668 | 2,978 | 3,118 | 2,383 | 735 | 2,469 | 284 | 2,185 | 59 | 1 | 58 |
| | 20–40 | 19,358 | 8,815 | 10,543 | 2,585 | 2,259 | 326 | 15,285 | 6,417 | 8,868 | 1,488 | 139 | 1,349 |
| | 40–60 | 9,872 | 4,749 | 5,123 | 141 | 109 | 32 | 6,841 | 4,390 | 2,251 | 3,090 | 250 | 2,840 |
| | 60 and over | 3,544 | 1,648 | 1,896 | 42 | 25 | 17 | 1,592 | 1,348 | 244 | 1,910 | 275 | 1,635 |
| Christian | TOTAL | *87,353* | *42,209* | *45,144* | *42,718* | *23,166* | *19,552* | *36,470* | *17,839* | *18,631* | *8,165* | *1,204* | *6,961* |
| | 0–5 | 12,421 | 6,006 | 6,415 | 12,416 | 6,004 | 6,412 | 5 | 2 | 3 | ... | ... | ... |
| | 5–10 | 12,313 | 6,011 | 6,302 | 12,283 | 6,002 | 6,281 | 30 | 9 | 21 | ... | ... | ... |
| | 10–15 | 10,005 | 5,115 | 4,890 | 9,659 | 5,086 | 4,573 | 344 | 29 | 315 | 2 | ... | 2 |
| | 15–20 | 7,695 | 3,760 | 3,935 | 5,061 | 3,492 | 1,569 | 2,606 | 264 | 2,342 | 28 | 4 | 24 |
| | 20–40 | 25,302 | 11,729 | 13,573 | 2,983 | 2,386 | 597 | 20,735 | 9,148 | 11,587 | 1,584 | 195 | 1,389 |
| | 40–60 | 14,320 | 7,044 | 7,276 | 261 | 157 | 104 | 10,340 | 6,461 | 3,879 | 3,719 | 426 | 3,293 |
| | 60 and over | 5,297 | 2,544 | 2,753 | 55 | 39 | 16 | 2,410 | 1,928 | 484 | 2,832 | 579 | 2,253 |
| Others | TOTAL | *71* | *54* | *17* | *28* | *22* | *6* | *36* | *28* | *8* | *7* | *4* | *3* |
| | 0–5 | 7 | 2 | 5 | 7 | 2 | 5 | ... | ... | ... | ... | ... | ... |
| | 5–10 | 4 | 4 | ... | 3 | 3 | ... | 1 | 1 | ... | ... | ... | ... |
| | 10–15 | 4 | 3 | 1 | 4 | 3 | 1 | ... | ... | ... | ... | ... | ... |
| | 15–20 | 6 | 5 | 1 | 3 | 3 | ... | 3 | 2 | 1 | ... | ... | ... |
| | 20–40 | 31 | 24 | 7 | 11 | 11 | ... | 19 | 12 | 7 | 1 | 1 | ... |
| | 40–60 | 16 | 13 | 3 | ... | ... | ... | 12 | 12 | ... | 4 | 1 | 3 |
| | 60 and over | 3 | 3 | ... | ... | ... | ... | 1 | 1 | ... | 2 | 2 | ... |

This content downloaded from 106.51.163.168 on Wed, 05 Jun 2024 15:15:17 +00:00
All use subject to https://about.jstor.org/terms

# TABLE VII.

## Age, sex and civil condition. Part I.—Districts and States—*continued*.

| RELIGIONS. | AGE. | POPULATION. | | | UNMARRIED. | | | MARRIED. | | | WIDOWED. | | |
|---|---|---|---|---|---|---|---|---|---|---|---|---|---|
| | | Persons. | Males. | Females. | Persons. | Males. | Females. | Persons. | Males. | Females. | Persons. | Males. | Females. |
| 1 | 2 | 3 | 4 | 5 | 6 | 7 | 8 | 9 | 10 | 11 | 12 | 13 | 14 |
| **MADURA.** | | | | | | | | | | | | | |
| All Religions | Total ... | *1,932,832* | *946,306* | *986,526* | *903,445* | *509,092* | *394,353* | *830,803* | *403,592* | *427,211* | *198,584* | *33,622* | *164,962* |
| | 0–5 ... | 264,798 | 130,580 | 134,218 | 264,491 | 130,436 | 134,055 | 297 | 140 | 157 | 10 | 4 | 6 |
| | 5–10 ... | 256,540 | 125,643 | 130,897 | 254,702 | 126,193 | 128,509 | 1,788 | 440 | 1,348 | 50 | 10 | 40 |
| | 10–15 ... | 205,117 | 107,549 | 97,568 | 193,422 | 105,927 | 87,495 | 11,488 | 1,600 | 9,888 | 207 | 22 | 185 |
| | 15–20 ... | 162,826 | 84,320 | 78,506 | 108,824 | 75,807 | 33,017 | 52,672 | 8,349 | 44,323 | 1,330 | 164 | 1,166 |
| | 20–40 ... | 600,109 | 283,301 | 316,808 | 76,291 | 67,383 | 8,908 | 482,290 | 208,372 | 273,918 | 41,528 | 7,546 | 33,982 |
| | 40–60 ... | 336,784 | 165,362 | 171,422 | 4,644 | 3,558 | 1,086 | 236,566 | 147,620 | 88,946 | 95,574 | 14,184 | 81,390 |
| | 60 and over... | 106,658 | 49,551 | 57,107 | 1,071 | 788 | 283 | 45,702 | 37,071 | 8,631 | 59,885 | 11,692 | 48,193 |
| Hindu ... | Total ... | *1,795,753* | *879,315* | *916,438* | *834,633* | *470,806* | *363,827* | *775,158* | *376,553* | *398,605* | *185,962* | *31,956* | *154,006* |
| | 0–5 ... | 244,572 | 120,471 | 124,101 | 244,269 | 120,330 | 123,939 | 293 | 137 | 156 | 10 | 4 | 6 |
| | 5–10 ... | 236,674 | 115,993 | 120,681 | 235,099 | 115,565 | 119,534 | 1,728 | 418 | 1,310 | 47 | 10 | 37 |
| | 10–15 ... | 189,525 | 99,423 | 90,102 | 178,398 | 97,878 | 80,520 | 10,929 | 1,523 | 9,406 | 198 | 22 | 176 |
| | 15–20 ... | 150,646 | 78,254 | 72,392 | 100,717 | 70,213 | 30,504 | 48,677 | 7,880 | 40,797 | 1,252 | 161 | 1,091 |
| | 20–40 ... | 558,821 | 263,752 | 295,069 | 70,821 | 62,709 | 8,112 | 449,204 | 193,843 | 255,361 | 38,796 | 7,200 | 31,596 |
| | 40–60 ... | 315,571 | 155,081 | 160,490 | 4,337 | 3,373 | 964 | 221,681 | 138,164 | 83,517 | 89,553 | 13,544 | 76,009 |
| | 60 and over... | 99,744 | 46,341 | 53,403 | 992 | 738 | 254 | 42,646 | 34,588 | 8,058 | 56,106 | 11,015 | 45,091 |
| Musalman | Total ... | *76,558* | *37,164* | *39,394* | *37,690* | *21,401* | *16,289* | *30,966* | *14,876* | *16,090* | *7,902* | *887* | *7,015* |
| | 0–5 ... | 11,227 | 5,583 | 5,644 | 11,224 | 5,581 | 5,643 | 3 | 2 | 1 | ... | ... | ... |
| | 5–10 ... | 10,839 | 5,301 | 5,538 | 10,796 | 5,292 | 5,504 | 40 | 9 | 31 | 3 | ... | 3 |
| | 10–15 ... | 8,541 | 4,444 | 4,097 | 8,092 | 4,399 | 3,693 | 442 | 45 | 397 | 7 | ... | 7 |
| | 15–20 ... | 6,655 | 3,295 | 3,360 | 4,129 | 3,038 | 1,091 | 2,465 | 256 | 2,209 | 61 | 1 | 60 |
| | 20–40 ... | 23,269 | 11,005 | 12,264 | 3,273 | 2,969 | 304 | 18,205 | 7,824 | 10,381 | 1,791 | 212 | 1,579 |
| | 40–60 ... | 12,002 | 5,714 | 6,288 | 144 | 100 | 44 | 8,108 | 5,304 | 2,804 | 3,750 | 310 | 3,440 |
| | 60 and over... | 4,025 | 1,822 | 2,203 | 32 | 22 | 10 | 1,703 | 1,436 | 267 | 2,290 | 364 | 1,926 |
| Christian | Total ... | *60,510* | *29,816* | *30,694* | *31,114* | *16,877* | *14,237* | *24,677* | *12,161* | *12,516* | *4,719* | *778* | *3,941* |
| | 0–5 ... | 8,999 | 4,526 | 4,473 | 8,998 | 4,525 | 4,473 | 1 | 1 | ... | ... | ... | ... |
| | 5–10 ... | 8,827 | 4,349 | 4,478 | 8,807 | 4,336 | 4,471 | 20 | 13 | 7 | ... | ... | ... |
| | 10–15 ... | 7,049 | 3,680 | 3,369 | 6,930 | 3,648 | 3,282 | 117 | 32 | 85 | 2 | ... | 2 |
| | 15–20 ... | 5,524 | 2,770 | 2,754 | 3,977 | 2,555 | 1,422 | 1,530 | 213 | 1,317 | 17 | 2 | 15 |
| | 20–40 ... | 18,015 | 8,540 | 9,475 | 2,194 | 1,702 | 492 | 14,880 | 6,704 | 8,176 | 941 | 134 | 807 |
| | 40–60 ... | 9,207 | 4,563 | 4,644 | 161 | 83 | 78 | 6,776 | 4,151 | 2,625 | 2,270 | 329 | 1,941 |
| | 60 and over... | 2,889 | 1,388 | 1,501 | 47 | 28 | 19 | 1,353 | 1,047 | 306 | 1,489 | 313 | 1,176 |
| Others ... | Total ... | *11* | *11* | ... | *8* | *8* | ... | *2* | *2* | ... | *1* | *1* | ... |
| | 0–5 ... | ... | ... | ... | ... | ... | ... | ... | ... | ... | ... | ... | ... |
| | 5–10 ... | ... | ... | ... | ... | ... | ... | ... | ... | ... | ... | ... | ... |
| | 10–15 ... | 2 | 2 | ... | 2 | 2 | ... | ... | ... | ... | ... | ... | ... |
| | 15–20 ... | 1 | 1 | ... | 1 | 1 | ... | ... | ... | ... | ... | ... | ... |
| | 20–40 ... | 4 | 4 | ... | 3 | 3 | ... | 1 | 1 | ... | ... | ... | ... |
| | 40–60 ... | 4 | 4 | ... | 2 | 2 | ... | 1 | 1 | ... | 1 | 1 | ... |
| | 60 and over... | ... | ... | ... | ... | ... | ... | ... | ... | ... | ... | ... | ... |
| **RAMNAD.** | | | | | | | | | | | | | |
| All Religions | Total ... | *1,658,453* | *786,187* | *872,266* | *755,603* | *416,681* | *338,922* | *713,566* | *334,334* | *379,232* | *189,284* | *35,172* | *154,112* |
| | 0–5 ... | 230,560 | 112,014 | 118 546 | 229,920 | 111,781 | 118,139 | 601 | 223 | 378 | 39 | 10 | 29 |
| | 5–10 ... | 221,827 | 109,148 | 112,679 | 219,674 | 108,542 | 111,132 | 2,066 | 589 | 1,477 | 87 | 17 | 70 |
| | 10–15 ... | 168.942 | 86,816 | 82,126 | 157,626 | 84,978 | 72,648 | 11,070 | 1,811 | 9,259 | 246 | 27 | 219 |
| | 15–20 ... | 131,995 | 63,985 | 68,010 | 82,555 | 56,042 | 26,513 | 48,216 | 7,803 | 40,413 | 1,224 | 140 | 1,084 |
| | 20–40 ... | 499,986 | 226,624 | 273,362 | 60,202 | 51,155 | 9,047 | 402,629 | 168,966 | 233,663 | 37,155 | 6,503 | 30,652 |
| | 40–60 ... | 301,559 | 140,916 | 160,643 | 4,603 | 3,462 | 1,141 | 207,042 | 122,274 | 84,768 | 89,914 | 15,180 | 74,734 |
| | 60 and over... | 103,584 | 46,684 | 56,900 | 1,023 | 721 | 302 | 41,942 | 32,668 | 9,274 | 50,619 | 13,295 | 47,324 |
| Hindu ... | Total ... | *1,461,631* | *699,937* | *761,594* | *664,392* | *368,652* | *295,740* | *630,863* | *299,041* | *331,822* | *166,276* | *32,244* | *134,032* |
| | 0–5 ... | 200,404 | 97,168 | 103,236 | 199,873 | 96,977 | 102,896 | 499 | 183 | 316 | 32 | 8 | 24 |
| | 5–10 ... | 192,590 | 94,747 | 97,843 | 190,653 | 94,214 | 96,439 | 1,865 | 522 | 1,343 | 72 | 11 | 61 |
| | 10–15 ... | 148,915 | 77,221 | 71,694 | 138,947 | 75,502 | 63,445 | 9,748 | 1,693 | 8,055 | 220 | 26 | 194 |
| | 15–20 ... | 116,734 | 57,750 | 58,984 | 74,166 | 50,594 | 23,572 | 41,537 | 7,027 | 34,510 | 1,031 | 129 | 902 |
| | 20–40 ... | 442,322 | 204,060 | 238,262 | 55,620 | 47,506 | 8,114 | 354,401 | 150,560 | 203,841 | 32,301 | 5,994 | 26,307 |
| | 40–60 ... | 269,259 | 127,505 | 141,754 | 4,224 | 3,212 | 1,012 | 185,752 | 110,212 | 75,540 | 79,283 | 14,081 | 65,202 |
| | 60 and over... | 91,307 | 41,486 | 49,821 | 909 | 647 | 262 | 37,061 | 28,844 | 8,217 | 53,337 | 11,995 | 41,342 |
| Musalman | Total ... | *120,220* | *50,035* | *70,185* | *55,541* | *29,021* | *26,520* | *49,597* | *19,617* | *29,980* | *15,082* | *1,397* | *13,685* |
| | 0–5 ... | 19,235 | 9,512 | 9,723 | 19,171 | 9,482 | 9,689 | 61 | 28 | 33 | 3 | 2 | 1 |
| | 5–10 ... | 18,673 | 9,119 | 9,554 | 18,525 | 9,067 | 9,458 | 142 | 51 | 91 | 6 | 1 | 5 |
| | 10–15 ... | 11,689 | 5,379 | 6,310 | 10,653 | 5,317 | 5,336 | 1,028 | 62 | 966 | 8 | ... | 8 |
| | 15–20 ... | 9,122 | 3,375 | 5,747 | 4,454 | 2,965 | 1,489 | 4,531 | 406 | 4,125 | 137 | 4 | 133 |
| | 20–40 ... | 34,808 | 12,529 | 22,279 | 2,493 | 2,028 | 465 | 29,008 | 10,235 | 18,773 | 3,307 | 266 | 3,041 |
| | 40–60 ... | 18,866 | 7,096 | 11,770 | 199 | 132 | 67 | 11,847 | 6,502 | 5,345 | 6,820 | 462 | 6,358 |
| | 60 and over... | 7,827 | 3,025 | 4,802 | 46 | 30 | 16 | 2,980 | 2,333 | 647 | 4,801 | 662 | 4,139 |
| Christian | Total ... | *76,677* | *36,205* | *40,472* | *35,656* | *19,004* | *16,654* | *33,096* | *15,671* | *17,425* | *7,923* | *1,530* | *6,393* |
| | 0–5 ... | 10,919 | 5,334 | 5,585 | 10,874 | 5,322 | 5,552 | 41 | 12 | 29 | 4 | ... | 4 |
| | 5–10 ... | 10,562 | 5,282 | 5,280 | 10,494 | 5,261 | 5,233 | 59 | 16 | 43 | 9 | 5 | 4 |
| | 10–15 ... | 8,337 | 4,216 | 4,121 | 8,025 | 4,159 | 3,866 | 294 | 56 | 238 | 18 | 1 | 17 |
| | 15–20 ... | 6,185 | 2,859 | 3,276 | 3,933 | 2,482 | 1,451 | 2,146 | 370 | 1,776 | 56 | 7 | 49 |
| | 20–40 ... | 22,845 | 10,029 | 12,816 | 2,084 | 1,618 | 466 | 19,214 | 8,168 | 11,046 | 1,547 | 243 | 1,304 |
| | 40–60 ... | 13,431 | 6,312 | 7,119 | 180 | 118 | 62 | 9,441 | 5,558 | 3,883 | 3,810 | 636 | 3,174 |
| | 60 and over... | 4,448 | 2,173 | 2,275 | 68 | 44 | 24 | 1,901 | 1,491 | 410 | 2,479 | 638 | 1,841 |
| Others ... | Total ... | *25* | *10* | *15* | *12* | *4* | *8* | *10* | *5* | *5* | *3* | *1* | *2* |
| | 0–5 ... | 2 | ... | 2 | 2 | ... | 2 | ... | ... | ... | ... | ... | ... |
| | 5–10 ... | 2 | ... | 2 | 2 | ... | 2 | ... | ... | ... | ... | ... | ... |
| | 10–15 ... | 1 | ... | 1 | 1 | ... | 1 | ... | ... | ... | ... | ... | ... |
| | 15–20 ... | 4 | 1 | 3 | 2 | 1 | 1 | 2 | ... | 2 | ... | ... | ... |
| | 20–40 ... | 11 | 6 | 5 | 5 | 3 | 2 | 6 | 3 | 3 | ... | ... | ... |
| | 40–60 ... | 3 | 3 | ... | ... | ... | ... | 2 | 2 | ... | 1 | 1 | ... |
| | 60 and over... | 2 | ... | 2 | ... | ... | ... | ... | ... | ... | 2 | ... | 2 |

This content downloaded from 106.51.163.168 on Wed, 05 Jun 2024 15:15:17 +00:00
All use subject to https://about.jstor.org/terms

# TABLE VII.

## Age, sex and civil condition. Part I.—Districts and States—*continued.*

| RELIGIONS. | AGE. | POPULATION. | | | UNMARRIED. | | | MARRIED. | | | WIDOWED. | | |
|---|---|---|---|---|---|---|---|---|---|---|---|---|---|
| | | Persons. | Males. | Females. | Persons. | Males. | Females. | Persons. | Males. | Females. | Persons. | Males. | Females. |
| 1 | 2 | 3 | 4 | 5 | 6 | 7 | 8 | 9 | 10 | 11 | 12 | 13 | 14 |
| **TINNEVELLY.** | | | | | | | | | | | | | |
| All Religions | Total | *1,790,619* | *865,633* | *924,986* | *848,679* | *473,730* | *374,949* | *747,601* | *357,514* | *390,087* | *194,339* | *34,389* | *159,950* |
| | 0-5 | 246,026 | 122,161 | 123,865 | 245,438 | 121,915 | 123,523 | 564 | 238 | 326 | 24 | 8 | 16 |
| | 5-10 | 232,236 | 115,050 | 117,186 | 230,471 | 114,577 | 115,894 | 1,685 | 449 | 1,236 | 80 | 24 | 56 |
| | 10-15 | 201,231 | 100,267 | 100,964 | 191,776 | 98,969 | 92,807 | 9,262 | 1,260 | 8,002 | 193 | 38 | 155 |
| | 15-20 | 154,612 | 75,961 | 78,651 | 104,257 | 70,073 | 34,184 | 49,298 | 5,766 | 43,532 | 1,057 | 122 | 935 |
| | 20-40 | 533,460 | 251,502 | 281,958 | 71,296 | 64,012 | 7,284 | 424,425 | 181,337 | 243,088 | 37,739 | 6,153 | 31,586 |
| | 40-60 | 309,406 | 149,023 | 160,383 | 4,431 | 3,441 | 990 | 215,844 | 131,538 | 84,306 | 89,131 | 14,044 | 75,087 |
| | 60 and over | 113,648 | 51,669 | 61,979 | 1,010 | 743 | 267 | 46,523 | 36,926 | 9,597 | 66,115 | 14,000 | 52,115 |
| Hindu | Total | *1,509,224* | *734,447* | *774,777* | *708,737* | *398,536* | *310,201* | *634,054* | *305,767* | *328,287* | *166,433* | *30,144* | *136,289* |
| | 0-5 | 204,876 | 101,495 | 103,381 | 204,398 | 101,288 | 103,110 | 457 | 199 | 258 | 21 | 8 | 13 |
| | 5-10 | 193,457 | 96,031 | 97,426 | 191,928 | 95,608 | 96,320 | 1,461 | 402 | 1,059 | 68 | 21 | 47 |
| | 10-15 | 167,189 | 83,645 | 83,844 | 159,329 | 82,503 | 76,826 | 7,994 | 1,107 | 6,887 | 166 | 35 | 131 |
| | 15-20 | 129,031 | 64,630 | 64,401 | 86,900 | 59,469 | 27,431 | 41,250 | 5,048 | 36,202 | 881 | 113 | 768 |
| | 20-40 | 451,978 | 215,660 | 236,318 | 61,504 | 55,960 | 5,544 | 358,146 | 154,294 | 203,852 | 32,328 | 5,406 | 26,922 |
| | 40-60 | 265,095 | 128,700 | 136,395 | 3,808 | 3,050 | 758 | 185,021 | 113,248 | 71,773 | 76,266 | 12,402 | 63,864 |
| | 60 and over | 97,298 | 44,286 | 53,012 | 870 | 658 | 212 | 39,725 | 31,469 | 8,256 | 56,703 | 12,159 | 44,544 |
| Musalman | Total | *105,474* | *46,853* | *58,621* | *48,510* | *26,481* | *22,029* | *45,029* | *19,105* | *25,924* | *11,935* | *1,267* | *10,668* |
| | 0-5 | 15,214 | 7,461 | 7,753 | 15,173 | 7,449 | 7,724 | 39 | 12 | 27 | 2 | ... | 2 |
| | 5-10 | 14,485 | 7,229 | 7,256 | 14,355 | 7,206 | 7,149 | 123 | 20 | 103 | 7 | 3 | 4 |
| | 10-15 | 12,498 | 6,077 | 6,421 | 11,465 | 5,982 | 5,473 | 1,029 | 93 | 936 | 14 | 2 | 12 |
| | 15-20 | 9,480 | 3,839 | 5,641 | 4,811 | 3,415 | 1,396 | 4,562 | 418 | 4,144 | 107 | 6 | 101 |
| | 20-40 | 30,087 | 12,364 | 17,723 | 2,502 | 2,277 | 225 | 25,297 | 9,826 | 15,471 | 2,288 | 261 | 2,027 |
| | 40-60 | 16,798 | 7,045 | 9,753 | 172 | 124 | 48 | 11,275 | 6,721 | 4,754 | 5,351 | 400 | 4,951 |
| | 60 and over | 6,912 | 2,838 | 4,074 | 42 | 28 | 14 | 2,704 | 2,215 | 489 | 4,166 | 595 | 3,571 |
| Christian | Total | *175,889* | *84,306* | *91,583* | *91,413* | *48,697* | *42,716* | *68,505* | *32,631* | *35,874* | *15,971* | *2,978* | *12,993* |
| | 0-5 | 25,933 | 13,204 | 12,729 | 25,864 | 13,177 | 12,687 | 68 | 27 | 41 | 1 | ... | 1 |
| | 5-10 | 24,293 | 11,789 | 12,504 | 24,187 | 11,762 | 12,425 | 101 | 27 | 74 | 5 | ... | 5 |
| | 10-15 | 21,240 | 10,542 | 10,698 | 20,988 | 10,481 | 10,507 | 239 | 60 | 179 | 13 | 1 | 12 |
| | 15-20 | 16,097 | 7,489 | 8,608 | 12,543 | 7,186 | 5,357 | 3,485 | 300 | 3,185 | 69 | 3 | 66 |
| | 20-40 | 51,380 | 23,464 | 27,916 | 7,284 | 5,769 | 1,515 | 40,973 | 17,209 | 23,764 | 3,123 | 486 | 2,637 |
| | 40-60 | 27,508 | 13,273 | 14,235 | 449 | 265 | 184 | 19,545 | 11,766 | 7,779 | 7,514 | 1,242 | 6,272 |
| | 60 and over | 9,438 | 4,545 | 4,893 | 98 | 57 | 41 | 4,094 | 3,242 | 852 | 5,246 | 1,246 | 4,000 |
| Others | Total | *32* | *27* | *5* | *19* | *16* | *3* | *13* | *11* | *2* | ... | ... | ... |
| | 0-5 | 3 | 1 | 2 | 3 | 1 | 2 | ... | ... | ... | ... | ... | ... |
| | 5-10 | 1 | 1 | ... | 1 | 1 | ... | ... | ... | ... | ... | ... | ... |
| | 10-15 | 4 | 3 | 1 | 4 | 3 | 1 | ... | ... | ... | ... | ... | ... |
| | 15-20 | 4 | 3 | 1 | 3 | 3 | ... | 1 | ... | 1 | ... | ... | ... |
| | 20-40 | 15 | 14 | 1 | 6 | 6 | ... | 9 | 8 | 1 | ... | ... | ... |
| | 40-60 | 5 | 5 | ... | 2 | 2 | ... | 3 | 3 | ... | ... | ... | ... |
| | 60 and over | ... | ... | ... | ... | ... | ... | ... | ... | ... | ... | ... | ... |
| **NILGIRIS.** | | | | | | | | | | | | | |
| All Religions | Total | *118,618* | *63,509* | *55,109* | *58,506* | *34,167* | *24,339* | *51,696* | *27,606* | *24,090* | *8,416* | *1,736* | *6,680* |
| | 0-5 | 14,830 | 7,269 | 7,561 | 14,808 | 7,256 | 7,552 | 21 | 13 | 8 | 1 | ... | 1 |
| | 5-10 | 14,389 | 7,261 | 7,078 | 14,275 | 7,228 | 7,047 | 60 | 30 | 30 | 4 | 3 | 1 |
| | 10-15 | 13,437 | 6,875 | 6,562 | 12,860 | 6,784 | 6,076 | 560 | 90 | 470 | 17 | 1 | 16 |
| | 15-20 | 11,854 | 6,232 | 5,622 | 8,034 | 5,665 | 2,369 | 3,718 | 555 | 3,163 | 102 | 12 | 90 |
| | 20-40 | 42,923 | 23,752 | 19,171 | 8,020 | 6,915 | 1,105 | 32,552 | 16,322 | 16,230 | 2,351 | 515 | 1,836 |
| | 40-60 | 17,410 | 10,033 | 7,377 | 438 | 274 | 164 | 12,845 | 8,992 | 3,853 | 4,127 | 767 | 3,360 |
| | 60 and over | 3,825 | 2,087 | 1,738 | 71 | 45 | 26 | 1,940 | 1,604 | 336 | 1,814 | 438 | 1,376 |
| Hindu | Total | *93,914* | *50,084* | *43,830* | *44,996* | *26,263* | *18,733* | *42,098* | *22,449* | *19,649* | *6,820* | *1,372* | *5,448* |
| | 0-5 | 11,727 | 5,717 | 6,010 | 11,705 | 5,704 | 6,001 | 21 | 13 | 8 | 1 | ... | 1 |
| | 5-10 | 11,337 | 5,723 | 5,614 | 11,286 | 5,694 | 5,592 | 47 | 26 | 21 | 4 | 3 | 1 |
| | 10-15 | 10,591 | 5,410 | 5,181 | 10,089 | 5,333 | 4,756 | 486 | 76 | 410 | 16 | 1 | 15 |
| | 15-20 | 9,265 | 4,928 | 4,337 | 6,225 | 4,427 | 1,798 | 3,056 | 492 | 2,564 | 84 | 9 | 75 |
| | 20-40 | 34,060 | 18,604 | 15,456 | 5,541 | 4,914 | 627 | 26,552 | 13,270 | 13,282 | 1,967 | 420 | 1,547 |
| | 40-60 | 13,937 | 8,067 | 5,870 | 225 | 170 | 55 | 10,405 | 7,296 | 3,109 | 3,307 | 601 | 2,706 |
| | 60 and over | 2,997 | 1,635 | 1,362 | 25 | 21 | 4 | 1,531 | 1,276 | 255 | 1,441 | 338 | 1,103 |
| Musalman | Total | *5,877* | *3,729* | *2,148* | *2,755* | *1,912* | *843* | *2,743* | *1,727* | *1,016* | *379* | *90* | *289* |
| | 0-5 | 577 | 293 | 284 | 577 | 293 | 284 | ... | ... | ... | ... | ... | ... |
| | 5-10 | 555 | 277 | 278 | 551 | 276 | 275 | 4 | 1 | 3 | ... | ... | ... |
| | 10-15 | 580 | 350 | 230 | 547 | 346 | 201 | 32 | 4 | 28 | 1 | ... | 1 |
| | 15-20 | 716 | 476 | 240 | 501 | 447 | 54 | 208 | 28 | 180 | 7 | 1 | 6 |
| | 20-40 | 2,431 | 1,655 | 776 | 550 | 524 | 26 | 1,777 | 1,094 | 683 | 104 | 37 | 67 |
| | 40-60 | 845 | 568 | 277 | 27 | 25 | 2 | 633 | 516 | 117 | 185 | 27 | 158 |
| | 60 and over | 173 | 110 | 63 | 2 | 1 | 1 | 89 | 84 | 5 | 82 | 25 | 57 |
| Christian | Total | *17,343* | *8,907* | *8,436* | *10,139* | *5,633* | *4,506* | *6,088* | *3,034* | *3,054* | *1,116* | *240* | *876* |
| | 0-5 | 2,352 | 1,161 | 1,191 | 2,352 | 1,161 | 1,191 | ... | ... | ... | ... | ... | ... |
| | 5-10 | 2,311 | 1,193 | 1,118 | 2,308 | 1,192 | 1,116 | 3 | 1 | 2 | ... | ... | ... |
| | 10-15 | 2,100 | 1,032 | 1,068 | 2,074 | 1,029 | 1,045 | 26 | 3 | 23 | ... | ... | ... |
| | 15-20 | 1,717 | 757 | 960 | 1,326 | 737 | 591 | 378 | 18 | 360 | 11 | 2 | 9 |
| | 20-40 | 5,866 | 3,189 | 2,677 | 1,852 | 1,415 | 437 | 3,767 | 1,731 | 2,036 | 247 | 43 | 204 |
| | 40-60 | 2,410 | 1,272 | 1,138 | 182 | 77 | 105 | 1,628 | 1,067 | 561 | 600 | 128 | 472 |
| | 60 and over | 587 | 303 | 284 | 43 | 22 | 21 | 286 | 214 | 72 | 258 | 67 | 191 |
| Others | Total | *1,484* | *789* | *695* | *616* | *359* | *257* | *767* | *396* | *371* | *101* | *34* | *67* |
| | 0-5 | 174 | 98 | 76 | 174 | 98 | 76 | ... | ... | ... | ... | ... | ... |
| | 5-10 | 136 | 68 | 68 | 130 | 66 | 64 | 6 | 2 | 4 | ... | ... | ... |
| | 10-15 | 166 | 83 | 83 | 150 | 76 | 74 | 16 | 7 | 9 | ... | ... | ... |
| | 15-20 | 156 | 71 | 85 | 80 | 54 | 26 | 76 | 17 | 59 | ... | ... | ... |
| | 20-40 | 560 | 304 | 262 | 77 | 62 | 15 | 456 | 227 | 229 | 33 | 15 | 18 |
| | 40-60 | 218 | 126 | 92 | 4 | 2 | 2 | 179 | 113 | 66 | 35 | 11 | 24 |
| | 60 and over | 68 | 39 | 29 | 1 | 1 | ... | 34 | 30 | 4 | 33 | 8 | 25 |

This content downloaded from 106.51.163.168 on Wed, 05 Jun 2024 15:15:17 +00:00
All use subject to https://about.jstor.org/terms

# TABLE VII.

## Age, sex and civil condition. Part I.—Districts and States—*continued.*

| RELIGIONS. | AGE. | POPULATION. | | | UNMARRIED. | | | MARRIED. | | | WIDOWED. | | |
|---|---|---|---|---|---|---|---|---|---|---|---|---|---|
| | | Persons. | Males. | Females. | Persons. | Males. | Females. | Persons. | Males. | Females | Persons. | Males. | Females. |
| 1 | 2 | 3 | 4 | 5 | 6 | 7 | 8 | 9 | 10 | 11 | 12 | 13 | 14 |
| **MALABAR.** | | | | | | | | | | | | | |
| ALL RELIGIONS | TOTAL | *3,015,119* | *1,482,616* | *1,532,503* | *1,500,194* | *859,548* | *640,646* | *1,157,041* | *564,451* | *592,590* | *357,884* | *58,617* | *299,267* |
| | 0–5 | 419,153 | 210,560 | 208,593 | 419,141 | 210,557 | 208,584 | 12 | 3 | 9 | ... | ... | ... |
| | 5–10 | 381,467 | 194,650 | 186,817 | 380,766 | 194,596 | 186,170 | 387 | 51 | 336 | 14 | 3 | 11 |
| | 10–15 | 364,615 | 189,205 | 175,410 | 344,331 | 188,339 | 155,992 | 19,325 | 827 | 18,498 | 959 | 39 | 920 |
| | 15–20 | 313,575 | 152,082 | 161,493 | 201,166 | 140,896 | 60,270 | 102,926 | 10,425 | 92,503 | 9,481 | 761 | 8,720 |
| | 20–40 | 966,311 | 465,734 | 500,577 | 148,427 | 121,636 | 26,791 | 702,438 | 320,986 | 381,452 | 115,446 | 23,112 | 92,334 |
| | 40–60 | 438,961 | 213,890 | 225,071 | 5,553 | 3,068 | 2,485 | 282,995 | 190,082 | 92,913 | 150,443 | 20,740 | 129,703 |
| | 60 and over | 131,337 | 56,495 | 74,842 | 840 | 456 | 384 | 48,956 | 42,077 | 6,879 | 81,541 | 13,962 | 67,579 |
| HINDU | TOTAL | *2,008,082* | *979,399* | *1,028,683* | *974,376* | *555,671* | *418,705* | *776,806* | *380,660* | *395,946* | *256,900* | *42,868* | *214,032* |
| | 0–5 | 265,063 | 132,769 | 132,294 | 265,060 | 132,768 | 132,292 | 3 | 1 | 2 | ... | ... | ... |
| | 5–10 | 246,383 | 125,670 | 120,713 | 246,130 | 125,629 | 120,501 | 249 | 41 | 208 | 4 | ... | 4 |
| | 10–15 | 235,492 | 121,243 | 114,249 | 221,701 | 120,700 | 101,001 | 13,195 | 524 | 12,671 | 596 | 19 | 577 |
| | 15–20 | 208,520 | 100,561 | 107,959 | 135,692 | 93,502 | 42,190 | 66,844 | 6,658 | 60,186 | 5,984 | 401 | 5,583 |
| | 20–40 | 652,963 | 312,625 | 340,328 | 101,204 | 80,527 | 20,677 | 469,351 | 215,615 | 253,736 | 82,398 | 16,463 | 65,935 |
| | 40–60 | 306,642 | 147,367 | 159,275 | 4,022 | 2,230 | 1,792 | 193,762 | 129,442 | 64,320 | 108,858 | 15,695 | 93,163 |
| | 60 and over | 93,029 | 39,164 | 53,865 | 567 | 315 | 252 | 33,402 | 28,559 | 4,843 | 59,060 | 10,290 | 48,770 |
| MUSALMAN | TOTAL | *953,381* | *476,037* | *477,344* | *497,955* | *285,328* | *209,627* | *359,393* | *173,037* | *186,356* | *96,033* | *14,672* | *81,361* |
| | 0–5 | 146,600 | 74,001 | 72,599 | 146,593 | 73,999 | 72,594 | 7 | 2 | 5 | ... | ... | ... |
| | 5–10 | 128,041 | 65,588 | 62,453 | 127,902 | 65,575 | 62,327 | 130 | 10 | 120 | 9 | 3 | 6 |
| | 10–15 | 122,721 | 64,749 | 57,972 | 116,456 | 64,430 | 52,026 | 5,904 | 299 | 5,605 | 361 | 20 | 341 |
| | 15–20 | 99,528 | 48,790 | 50,738 | 61,737 | 44,978 | 16,759 | 34,318 | 3,455 | 30,863 | 3,473 | 357 | 3,116 |
| | 20–40 | 295,873 | 144,065 | 151,808 | 43,861 | 38,550 | 5,311 | 220,169 | 99,101 | 121,068 | 31,843 | 6,414 | 25,429 |
| | 40–60 | 124,530 | 62,498 | 62,032 | 1,198 | 678 | 520 | 84,101 | 57,290 | 26,811 | 39,231 | 4,530 | 34,701 |
| | 60 and over | 36,088 | 16,346 | 19,742 | 208 | 118 | 90 | 14,764 | 12,850 | 1,884 | 21,116 | 3,348 | 17,768 |
| CHRISTIAN | TOTAL | *53,015* | *26,837* | *26,178* | *27,543* | *15,354* | *12,189* | *20,595* | *10,428* | *10,167* | *4,877* | *1,055* | *3,822* |
| | 0–5 | 7,405 | 3,747 | 3,658 | 7,403 | 3,747 | 3,656 | 2 | ... | 2 | ... | ... | ... |
| | 5–10 | 6,681 | 3,360 | 3,321 | 6,672 | 3,360 | 3,312 | 8 | ... | 8 | 1 | ... | 1 |
| | 10–15 | 6,321 | 3,168 | 3,153 | 6,096 | 3,164 | 2,932 | 223 | 4 | 219 | 2 | ... | 2 |
| | 15–20 | 5,458 | 2,695 | 2,763 | 3,693 | 2,383 | 1,310 | 1,742 | 309 | 1,433 | 23 | 3 | 20 |
| | 20–40 | 17,275 | 8,927 | 8,348 | 3,314 | 2,519 | 795 | 12,775 | 6,179 | 6,596 | 1,186 | 229 | 957 |
| | 40–60 | 7,688 | 3,974 | 3,714 | 300 | 158 | 142 | 5,068 | 3,308 | 1,760 | 2,320 | 508 | 1,812 |
| | 60 and over | 2,187 | 966 | 1,221 | 65 | 23 | 42 | 777 | 628 | 149 | 1,345 | 315 | 1,030 |
| OTHERS | TOTAL | *641* | *343* | *298* | *320* | *195* | *125* | *247* | *126* | *121* | *74* | *22* | *52* |
| | 0–5 | 85 | 43 | 42 | 85 | 43 | 42 | ... | ... | ... | ... | ... | ... |
| | 5–10 | 62 | 32 | 30 | 62 | 32 | 30 | ... | ... | ... | ... | ... | ... |
| | 10–15 | 81 | 45 | 36 | 78 | 45 | 33 | 3 | ... | 3 | ... | ... | ... |
| | 15–20 | 69 | 36 | 33 | 44 | 33 | 11 | 24 | 3 | 21 | 1 | ... | 1 |
| | 20–40 | 210 | 117 | 93 | 48 | 40 | 8 | 143 | 71 | 72 | 19 | 6 | 13 |
| | 40–60 | 101 | 51 | 50 | 3 | 2 | 1 | 64 | 42 | 22 | 34 | 7 | 27 |
| | 60 and over | 33 | 19 | 14 | ... | ... | ... | 13 | 10 | 3 | 20 | 9 | 11 |
| **ANJENGO.** | | | | | | | | | | | | | |
| ALL RELIGIONS | TOTAL | *5,572* | *2,690* | *2,882* | *3,228* | *1,703* | *1,525* | *1,873* | *890* | *983* | *471* | *97* | *374* |
| | 0–5 | 841 | 440 | 401 | 841 | 440 | 401 | ... | ... | ... | ... | ... | ... |
| | 5–10 | 757 | 382 | 375 | 756 | 382 | 374 | 1 | ... | 1 | ... | ... | ... |
| | 10–15 | 695 | 350 | 345 | 686 | 350 | 336 | 9 | ... | 9 | ... | ... | ... |
| | 15–20 | 559 | 235 | 324 | 444 | 234 | 210 | 113 | 1 | 112 | 2 | ... | 2 |
| | 20–40 | 1,634 | 755 | 879 | 427 | 274 | 153 | 1,090 | 459 | 631 | 117 | 22 | 95 |
| | 40–60 | 791 | 387 | 404 | 58 | 21 | 37 | 542 | 336 | 206 | 191 | 30 | 161 |
| | 60 and over | 295 | 141 | 154 | 16 | 2 | 14 | 118 | 94 | 24 | 161 | 45 | 116 |
| HINDU | TOTAL | *1,591* | *794* | *797* | *888* | *503* | *385* | *564* | *272* | *292* | *139* | *19* | *120* |
| | 0–5 | 231 | 115 | 116 | 231 | 115 | 116 | ... | ... | ... | ... | ... | ... |
| | 5–10 | 191 | 91 | 100 | 190 | 91 | 99 | 1 | ... | 1 | ... | ... | ... |
| | 10–15 | 194 | 97 | 97 | 193 | 97 | 96 | 1 | ... | 1 | ... | ... | ... |
| | 15–20 | 164 | 83 | 81 | 119 | 82 | 37 | 44 | 1 | 43 | 1 | ... | 1 |
| | 20–40 | 499 | 259 | 240 | 147 | 113 | 34 | 311 | 139 | 172 | 41 | 7 | 34 |
| | 40–60 | 234 | 108 | 126 | 7 | 4 | 3 | 167 | 99 | 68 | 60 | 5 | 55 |
| | 60 and over | 78 | 41 | 37 | 1 | 1 | ... | 40 | 33 | 7 | 37 | 7 | 30 |
| MUSALMAN | TOTAL | *221* | *118* | *103* | *115* | *75* | *40* | *91* | *42* | *49* | *15* | *1* | *14* |
| | 0–5 | 38 | 22 | 16 | 38 | 22 | 16 | ... | ... | ... | ... | ... | ... |
| | 5–10 | 33 | 22 | 11 | 33 | 22 | 11 | ... | ... | ... | ... | ... | ... |
| | 10–15 | 30 | 15 | 15 | 26 | 15 | 11 | 4 | ... | 4 | ... | ... | ... |
| | 15–20 | 15 | 6 | 9 | 6 | 6 | ... | 8 | ... | 8 | 1 | ... | 1 |
| | 20–40 | 79 | 39 | 40 | 11 | 9 | 2 | 63 | 29 | 34 | 5 | 1 | 4 |
| | 40–60 | 23 | 13 | 10 | 1 | 1 | ... | 15 | 12 | 3 | 7 | ... | 7 |
| | 60 and over | 3 | 1 | 2 | ... | ... | ... | 1 | 1 | ... | 2 | ... | 2 |
| CHRISTIAN | TOTAL | *3,760* | *1,778* | *1,982* | *2,225* | *1,125* | *1,100* | *1,218* | *576* | *642* | *317* | *77* | *240* |
| | 0–5 | 572 | 303 | 269 | 572 | 303 | 269 | ... | ... | ... | ... | ... | ... |
| | 5–10 | 533 | 269 | 264 | 533 | 269 | 264 | ... | ... | ... | ... | ... | ... |
| | 10–15 | 471 | 238 | 233 | 467 | 238 | 229 | 4 | ... | 4 | ... | ... | ... |
| | 15–20 | 380 | 146 | 234 | 319 | 146 | 173 | 61 | ... | 61 | ... | ... | ... |
| | 20–40 | 1,056 | 457 | 599 | 269 | 152 | 117 | 716 | 291 | 425 | 71 | 14 | 57 |
| | 40–60 | 534 | 266 | 268 | 50 | 16 | 34 | 360 | 225 | 135 | 124 | 25 | 99 |
| | 60 and over | 214 | 99 | 115 | 15 | 1 | 14 | 77 | 60 | 17 | 122 | 38 | 84 |



This content downloaded from
106.51.163.168 on Wed, 05 Jun 2024 15:15:17 +00:00
All use subject to https://about.jstor.org/terms

# TABLE VII.

## Age, sex and civil condition. Part I.—Districts and States—*continued.*

| RELIGIONS. | AGE. | POPULATION. | | | UNMARRIED. | | | MARRIED. | | | WIDOWED. | | |
|---|---|---|---|---|---|---|---|---|---|---|---|---|---|
| | | Persons. | Males. | Females. | Persons. | Males. | Females. | Persons. | Males. | Females | Persons. | Males. | Females. |
| 1 | 2 | 3 | 4 | 5 | 6 | 7 | 8 | 9 | 10 | 11 | 12 | 13 | 14 |
| **SOUTH CANARA.** | | | | | | | | | | | | | |
| All Religions | Total | *1,195,227* | *578,088* | *617,139* | *559,828* | *333,481* | *236,347* | *479,514* | *223,428* | *256,086* | *145,885* | *21,179* | *124,706* |
| | 0-5 | 155,488 | 76,978 | 78,490 | 155,230 | 76,900 | 78,330 | 226 | 75 | 151 | 12 | 3 | 9 |
| | 5-10 | 155,106 | 78,271 | 76,835 | 153,283 | 78,135 | 75,128 | 1,789 | 127 | 1,662 | 54 | 9 | 45 |
| | 10-15 | 148,190 | 75,261 | 72,929 | 130,981 | 74,261 | 56,720 | 16,719 | 976 | 15,743 | 490 | 24 | 466 |
| | 15-20 | 119,342 | 57,998 | 61,344 | 70,650 | 52,943 | 17,707 | 45,925 | 4,932 | 40,993 | 2,767 | 123 | 2,644 |
| | 20-40 | 367,935 | 173,228 | 194,707 | 56,070 | 48,823 | 7,247 | 272,640 | 118,534 | 154,106 | 39,225 | 5,871 | 33,354 |
| | 40-60 | 188,346 | 89,948 | 98,398 | 3,046 | 2,024 | 1,022 | 119,613 | 79,331 | 40,282 | 65,687 | 8,593 | 57,094 |
| | 60 and over | 60,840 | 26,404 | 34,436 | 583 | 395 | 193 | 22,602 | 19,453 | 3,149 | 37,650 | 6,556 | 31,094 |
| Hindu | Total | *949,427* | *456,262* | *493,165* | *438,809* | *258,556* | *180,243* | *387,455* | *179,402* | *208,053* | *123,153* | *18,294* | *104,859* |
| | 0-5 | 120,588 | 59,565 | 61,023 | 120,375 | 59,498 | 60,877 | 202 | 64 | 138 | 11 | 3 | 8 |
| | 5-10 | 120,663 | 60,848 | 59,815 | 118,941 | 60,729 | 58,212 | 1,678 | 112 | 1,566 | 47 | 7 | 40 |
| | 10-15 | 116,135 | 59,205 | 56,931 | 100,698 | 53,291 | 47,347 | 15,062 | 891 | 14,171 | 436 | 23 | 413 |
| | 15-20 | 95,374 | 46,076 | 49,298 | 54,416 | 41,526 | 12,890 | 38,533 | 4,433 | 34,100 | 2,425 | 117 | 2,308 |
| | 20-40 | 295,007 | 138,058 | 156,949 | 41,735 | 36,629 | 5,106 | 220,010 | 96,212 | 123,798 | 33,262 | 5,217 | 28,045 |
| | 40-60 | 152,486 | 71,722 | 80,764 | 2,256 | 1,586 | 670 | 94,593 | 62,703 | 31,890 | 55,637 | 7,433 | 48,204 |
| | 60 and over | 49,170 | 20,788 | 28,382 | 448 | 307 | 141 | 17,387 | 14,987 | 2,400 | 31,335 | 5,494 | 25,841 |
| Musalman | Total | *140,700* | *70,080* | *70,620* | *74,767* | *43,683* | *31,084* | *52,633* | *24,982* | *27,651* | *13,300* | *1,415* | *11,885* |
| | 0-5 | 20,196 | 10,027 | 10,169 | 20,180 | 10,016 | 10,164 | 16 | 11 | 5 | | ... | ... |
| | 5-10 | 20,163 | 10,218 | 9,950 | 20,074 | 10,203 | 9,871 | 90 | 15 | 75 | 4 | ... | 4 |
| | 10-15 | 18,547 | 9,389 | 9,158 | 17,239 | 9,330 | 7,909 | 1,259 | 59 | 1,200 | 49 | | 49 |
| | 15-20 | 13,979 | 6923 | 7,056 | 8,928 | 6,611 | 2,315 | 4,759 | 307 | 4,452 | 294 | 5 | 289 |
| | 20-40 | 42,023 | 20,423 | 21,600 | 8,092 | 7,350 | 742 | 30,044 | 12,703 | 17,341 | 3,887 | 370 | 3,517 |
| | 40-60 | 19,568 | 10,068 | 9,500 | 221 | 147 | 74 | 13,628 | 9,387 | 4,241 | 5,719 | 534 | 5,185 |
| | 60 and over | 6,219 | 3,032 | 3,187 | 35 | 26 | 9 | 2,837 | 2,500 | 337 | 3,347 | 506 | 2,841 |
| Christian | Total | *96,029* | *47,046* | *48,983* | *52,074* | *28,556* | *23,518* | *35,960* | *17,323* | *18,637* | *7,995* | *1,167* | *6,828* |
| | 0-5 | 13,800 | 6,971 | 6,829 | 13,792 | 6,971 | 6,821 | 7 | ... | 7 | 1 | ... | 1 |
| | 5-10 | 13,349 | 6,757 | 6,592 | 13,330 | 6,755 | 6,575 | 16 | ... | 16 | 3 | 2 | 1 |
| | 10-15 | 12,452 | 6,109 | 6,343 | 12,140 | 6,084 | 6,056 | 309 | 24 | 285 | 3 | 1 | 2 |
| | 15-20 | 9,098 | 4,534 | 4,564 | 6,740 | 4,355 | 2,385 | 2,323 | 178 | 2,145 | 35 | 1 | 34 |
| | 20-40 | 27,878 | 13,156 | 14,722 | 5,494 | 4,118 | 1,366 | 20,727 | 8,835 | 11,892 | 1,667 | 203 | 1,464 |
| | 40-60 | 14,589 | 7,204 | 7,385 | 494 | 222 | 272 | 10,390 | 6,496 | 3,894 | 3,705 | 486 | 3,219 |
| | 60 and over | 4,863 | 2,315 | 2,548 | 94 | 51 | 43 | 2,188 | 1,790 | 398 | 2,581 | 474 | 2,107 |
| Jain | Total | *8,898* | *4,613* | *4,285* | *4,071* | *2,619* | *1,452* | *3,401* | *1,694* | *1,707* | *1,426* | *300* | *1,126* |
| | 0-5 | 857 | 401 | 456 | 856 | 401 | 455 | 1 | ... | 1 | ... | ... | ... |
| | 5-10 | 889 | 435 | 454 | 884 | 435 | 449 | 5 | ... | 5 | ... | ... | ... |
| | 10-15 | 1,034 | 545 | 489 | 943 | 543 | 400 | 89 | 2 | 87 | 2 | ... | 2 |
| | 15-20 | 869 | 456 | 413 | 552 | 442 | 110 | 304 | 14 | 290 | 13 | ... | 13 |
| | 20-40 | 2,979 | 1,567 | 1,412 | 751 | 719 | 32 | 1,822 | 768 | 1,054 | 406 | 80 | 326 |
| | 40-60 | 1,685 | 942 | 743 | 74 | 68 | 6 | 990 | 734 | 256 | 621 | 140 | 481 |
| | 60 and over | 585 | 267 | 318 | 11 | 11 | ... | 190 | 176 | 14 | 384 | 80 | 304 |
| **PUDUKKÓTTAI.** | | | | | | | | | | | | | |
| All Religions | Total | *411,886* | *196,566* | *215,320* | *192,525* | *107,558* | *84,967* | *172,097* | *81,192* | *90,905* | *47,264* | *7,816* | *39,448* |
| | 0-5 | 54,166 | 26,557 | 27,609 | 54,047 | 26,505 | 27,542 | 112 | 50 | 62 | 7 | 2 | 5 |
| | 5-10 | 55,037 | 26,941 | 28,046 | 54,570 | 26,857 | 27,713 | 452 | 134 | 318 | 15 | ... | 15 |
| | 10-15 | 43,188 | 22,406 | 20,782 | 40,916 | 22,069 | 18,847 | 2,215 | 332 | 1,883 | 57 | 5 | 52 |
| | 15-20 | 32,442 | 16,291 | 16,151 | 22,912 | 14,977 | 7,935 | 9,252 | 1,283 | 7,969 | 278 | 31 | 247 |
| | 20-40 | 123,900 | 55,762 | 68,138 | 18,561 | 16,053 | 2,508 | 98,192 | 38,084 | 58,108 | 9,147 | 1,625 | 7,522 |
| | 40-60 | 77,236 | 36,634 | 40,602 | 1,226 | 894 | 332 | 53,149 | 32,384 | 20,765 | 22,861 | 3,356 | 19,505 |
| | 60 and over. | 25,917 | 11,925 | 13,992 | 293 | 203 | 90 | 10,725 | 8,925 | 1,800 | 14,899 | 2,797 | 12,102 |
| Hindu | Total | *382,044* | *182,387* | *199,657* | *178,139* | *99,710* | *78,449* | *159,614* | *75,221* | *84,393* | *44,271* | *7,456* | *36,815* |
| | 0-5 | 49,903 | 24,455 | 25,447 | 49,796 | 24,407 | 25,389 | 101 | 46 | 55 | 5 | 2 | 3 |
| | 5-10 | 50,729 | 24,924 | 25,805 | 50,304 | 24,802 | 25,502 | 410 | 122 | 288 | 15 | ... | 15 |
| | 10-15 | 39,786 | 20,677 | 19,109 | 37,671 | 20,357 | 17,314 | 2,062 | 315 | 1,747 | 53 | 5 | 48 |
| | 15-20 | 29,956 | 15,072 | 14,884 | 21,344 | 13,874 | 7,470 | 8,352 | 1,169 | 7,183 | 260 | 29 | 231 |
| | 20-40 | 115,274 | 51,838 | 63,436 | 17,597 | 15,215 | 2,382 | 89,082 | 35,052 | 54,030 | 8,595 | 1,571 | 7,024 |
| | 40-60 | 72,211 | 34,271 | 37,940 | 1,170 | 860 | 310 | 49,636 | 30,210 | 19,426 | 21,405 | 3,201 | 18,204 |
| | 60 and over. | 24,186 | 11,150 | 13,036 | 277 | 195 | 82 | 9,971 | 8,307 | 1,664 | 13,938 | 2,648 | 11,290 |
| Musalman | Total | *13,445* | *6,240* | *7,205* | *6,593* | *3,612* | *2,981* | *5,499* | *2,508* | *2,991* | *1,353* | *120* | *1,233* |
| | 0-5 | 2,074 | 1,019 | 1,055 | 2,067 | 1,018 | 1,049 | 5 | 1 | 4 | 2 | .. | 2 |
| | 5-10 | 2,034 | 985 | 1,049 | 2,014 | 982 | 1,032 | 20 | 3 | 17 | ... | ... | ... |
| | 10-15 | 1,507 | 736 | 771 | 1,396 | 729 | 667 | 109 | 7 | 102 | 2 | ... | 2 |
| | 15-20 | 1,098 | 488 | 610 | 633 | 451 | 182 | 454 | 37 | 417 | 11 | ... | 11 |
| | 20-40 | 3,893 | 1,736 | 2,157 | 461 | 419 | 42 | 3,178 | 1,298 | 1,880 | 254 | 19 | 235 |
| | 40-60 | 2,081 | 964 | 1,117 | 16 | 11 | 5 | 1,411 | 899 | 512 | 654 | 54 | 600 |
| | 60 and over. | 758 | 312 | 446 | 6 | 2 | 4 | 322 | 263 | 59 | 430 | 47 | 383 |
| Christian | Total | *16,393* | *7,939* | *8,454* | *7,770* | *4,236* | *3,534* | *6,984* | *3,463* | *3,521* | *1,639* | *240* | *1,399* |
| | 0-5 | 2,189 | 1,083 | 1,106 | 2,183 | 1,080 | 1,103 | 6 | 3 | 3 | ... | ... | ... |
| | 5-10 | 2,273 | 1,082 | 1,191 | 2,251 | 1,073 | 1,178 | 22 | 9 | 13 | .. | ... | ... |
| | 10-15 | 1,894 | 993 | 901 | 1,848 | 983 | 865 | 44 | 10 | 34 | 2 | .. | 2 |
| | 15-20 | 1,388 | 731 | 657 | 935 | 652 | 283 | 446 | 77 | 369 | 7 | 2 | 5 |
| | 20-40 | 4,732 | 2,188 | 2,544 | 503 | 419 | 84 | 3,932 | 1,734 | 2,198 | 297 | 35 | 262 |
| | 40-60 | 2,944 | 1,399 | 1,545 | 40 | 23 | 17 | 2,102 | 1,275 | 827 | 802 | 101 | 701 |
| | 60 and over. | 973 | 463 | 510 | 10 | 6 | 4 | 432 | 355 | 77 | 531 | 102 | 429 |
| Buddhist. | Total | *4* | ... | *4* | *3* | ... | *3* | ... | ... | ... | *1* | ... | *1* |
| | 0-5 | 1 | ... | 1 | 1 | ... | 1 | ... | ... | ... | ... | ... | ... |
| | 5-10 | 1 | ... | 1 | 1 | ... | 1 | ... | ... | ... | ... | ... | ... |
| | 10-15 | 1 | ... | 1 | 1 | ... | 1 | ... | ... | ... | ... | ... | ... |
| | 15-20 | ... | ... | ... | ... | ... | ... | ... | ... | ... | ... | ... | ... |
| | 20-40 | 1 | ... | 1 | ... | ... | ... | ... | ... | ... | 1 | ... | 1 |
| | 40-60 | ... | ... | ... | ... | ... | ... | ... | ... | ... | ... | ... | ... |
| | 60 and over. | ... | ... | ... | ... | ... | ... | ... | ... | ... | ... | ... | ... |

This content downloaded from
106.51.163.168 on Wed, 05 Jun 2024 15:15:17 +00:00
All use subject to https://about.jstor.org/terms

# TABLE VII.

## Age, sex and civil condition. Part I.—Districts and States—*concluded.*

| RELIGIONS. | AGE. | POPULATION. | | | UNMARRIED. | | | MARRIED. | | | WIDOWED. | | |
|---|---|---|---|---|---|---|---|---|---|---|---|---|---|
| | | Persons. | Males. | Females. | Persons. | Males. | Females. | Persons. | Males. | Females. | Persons. | Males. | Females. |
| 1 | 2 | 3 | 4 | 5 | 6 | 7 | 8 | 9 | 10 | 11 | 12 | 13 | 14 |
| **BANGANAPALLE.** | | | | | | | | | | | | | |
| All Religions | Total ... | *39,344* | *19,776* | *19,568* | *16,704* | *10,145* | *6,559* | *17,044* | *8,444* | *8,600* | *5,596* | *1,187* | *4,409* |
| | 0-5 ... | 4,832 | 2,367 | 2,465 | 4,828 | 2,367 | 2,461 | 4 | ... | 4 | ... | ... | ... |
| | 5-10 ... | 4,603 | 2,317 | 2,286 | 4,533 | 2,303 | 2,230 | 64 | 12 | 52 | 6 | 2 | 4 |
| | 10-15 ... | 4,651 | 2,388 | 2,263 | 3,858 | 2,343 | 1,515 | 768 | 38 | 730 | 25 | 7 | 18 |
| | 15-20 ... | 2,805 | 1,327 | 1,478 | 1,325 | 1,135 | 190 | 1,424 | 187 | 1,237 | 56 | 5 | 51 |
| | 20-40 ... | 11,515 | 5,753 | 5,762 | 1,759 | 1,649 | 110 | 8,726 | 3,978 | 4,747 | 1,031 | 126 | 905 |
| | 40-60 ... | 7,678 | 3,983 | 3,695 | 330 | 286 | 44 | 4,781 | 3,198 | 1,585 | 2,567 | 501 | 2,066 |
| | 60 and over... | 3,260 | 1,641 | 1,619 | 71 | 62 | 9 | 1,278 | 1,033 | 245 | 1,911 | 546 | 1,365 |
| Hindu ... | Total ... | *30,501* | *15,379* | *15,122* | *12,697* | *7,834* | *4,863* | *13,193* | *6,528* | *6,665* | *4,611* | *1,017* | *3,594* |
| | 0-5 ... | 3,606 | 1,754 | 1,852 | 3,604 | 1,754 | 1,850 | 2 | ... | 2 | ... | ... | ... |
| | 5-10 ... | 3,445 | 1,773 | 1,672 | 3,385 | 1,759 | 1,626 | 54 | 12 | 42 | 6 | 2 | 4 |
| | 10-15 ... | 3,621 | 1,855 | 1,766 | 2,922 | 1,794 | 1,128 | 677 | 34 | 643 | 22 | 7 | 15 |
| | 15-20 ... | 2,202 | 1,085 | 1,117 | 1,052 | 915 | 137 | 1,098 | 165 | 933 | 52 | 5 | 47 |
| | 20-40 ... | 8,938 | 4,446 | 4,492 | 1,385 | 1,249 | 86 | 6,678 | 3,038 | 3,640 | 875 | 109 | 766 |
| | 40-60 ... | 6,115 | 3,185 | 2,930 | 287 | 255 | 32 | 3,703 | 2,490 | 1,213 | 2,125 | 440 | 1,685 |
| | 60 and over... | 2,574 | 1,301 | 1,273 | 62 | 58 | 4 | 981 | 789 | 192 | 1,631 | 454 | 1,077 |
| Musalman | Total ... | *8,054* | *3,972* | *4,082* | *3,654* | *2,088* | *1,566* | *3,497* | *1,739* | *1,758* | *903* | *145* | *758* |
| | 0-5 ... | 1,105 | 543 | 562 | 1,103 | 543 | 560 | 2 | ... | 2 | ... | ... | ... |
| | 5-10 ... | 1,067 | 495 | 572 | 1,057 | 495 | 562 | 10 | ... | 10 | ... | ... | ... |
| | 10-15 ... | 933 | 506 | 427 | 860 | 503 | 357 | 73 | 3 | 70 | ... | ... | ... |
| | 15-20 ... | 531 | 210 | 321 | 242 | 194 | 48 | 286 | 16 | 270 | 3 | ... | 3 |
| | 20-40 ... | 2,356 | 1,183 | 1,173 | 343 | 321 | 22 | 1,872 | 848 | 1,024 | 141 | 14 | 127 |
| | 40-60 ... | 1,435 | 734 | 701 | 40 | 28 | 12 | 988 | 654 | 334 | 407 | 52 | 355 |
| | 60 and over... | 627 | 301 | 326 | 9 | 4 | 5 | 266 | 218 | 48 | 352 | 79 | 273 |
| Christian | Total ... | *785* | *422* | *363* | *352* | *222* | *130* | *351* | *175* | *176* | *82* | *25* | *57* |
| | 0-5 ... | 121 | 70 | 51 | 121 | 70 | 51 | ... | ... | ... | ... | ... | ... |
| | 5-10 ... | 91 | 49 | 42 | 91 | 49 | 42 | ... | ... | ... | ... | ... | ... |
| | 10-15 ... | 97 | 47 | 50 | 76 | 46 | 30 | 18 | 1 | 17 | 3 | ... | 3 |
| | 15-20 ... | 72 | 32 | 40 | 31 | 26 | 5 | 40 | 6 | 34 | 1 | ... | 1 |
| | 20-40 ... | 220 | 123 | 97 | 31 | 29 | 2 | 174 | 91 | 83 | 15 | 3 | 12 |
| | 40-60 ... | 125 | 62 | 63 | 2 | 2 | ... | 88 | 51 | 37 | 35 | 9 | 26 |
| | 60 and over... | 59 | 39 | 20 | ... | ... | ... | 31 | 26 | 5 | 28 | 13 | 15 |
| Others ... | Total ... | *4* | *3* | *1* | *1* | *1* | ... | *3* | *2* | *1* | ... | ... | ... |
| | 0-5 ... | ... | ... | ... | ... | ... | ... | ... | ... | ... | ... | ... | ... |
| | 5-10 ... | ... | ... | ... | ... | ... | ... | ... | ... | ... | ... | ... | ... |
| | 10-15 ... | ... | ... | ... | ... | ... | ... | ... | ... | ... | ... | ... | ... |
| | 15-20 ... | ... | ... | ... | ... | ... | ... | ... | ... | ... | ... | ... | ... |
| | 20-40 ... | 1 | 1 | ... | ... | ... | ... | 1 | 1 | ... | ... | ... | ... |
| | 40-60 ... | 3 | 2 | 1 | 1 | 1 | ... | 2 | 1 | 1 | ... | ... | ... |
| | 60 and over... | ... | ... | ... | ... | ... | ... | ... | ... | ... | ... | ... | ... |
| **SANDUR.** | | | | | | | | | | | | | |
| All Religions | Total ... | *13,526* | *6,711* | *6,815* | *6,263* | *3,656* | *2,607* | *5,458* | *2,682* | *2,776* | *1,805* | *373* | *1,432* |
| | 0-5 ... | 1,661 | 760 | 901 | 1,651 | 758 | 893 | 10 | 2 | 8 | ... | ... | ... |
| | 5-10 ... | 1,927 | 942 | 985 | 1,855 | 934 | 921 | 72 | 8 | 64 | ... | ... | ... |
| | 10-15 ... | 1,642 | 838 | 804 | 1,353 | 811 | 542 | 279 | 27 | 252 | 10 | ... | 10 |
| | 15-20 ... | 1,076 | 573 | 503 | 559 | 485 | 74 | 489 | 88 | 401 | 28 | ... | 28 |
| | 20-40 ... | 4,293 | 2,110 | 2,183 | 710 | 601 | 109 | 3,089 | 1,442 | 1,647 | 494 | 67 | 427 |
| | 40-60 ... | 2,252 | 1,195 | 1,057 | 109 | 60 | 49 | 1,331 | 948 | 383 | 812 | 187 | 625 |
| | 60 and over... | 675 | 293 | 382 | 26 | 7 | 19 | 188 | 167 | 21 | 461 | 119 | 342 |
| Hindu ... | Total ... | *10,885* | *5,380* | *5,505* | *4,990* | *2,905* | *2,085* | *4,396* | *2,166* | *2,230* | *1,499* | *309* | *1,190* |
| | 0-5 ... | 1,305 | 594 | 711 | 1,295 | 592 | 703 | 10 | 2 | 8 | ... | ... | ... |
| | 5-10 ... | 1,520 | 737 | 783 | 1,453 | 730 | 723 | 67 | 7 | 60 | ... | ... | ... |
| | 10-15 ... | 1,313 | 659 | 654 | 1,057 | 635 | 422 | 247 | 24 | 223 | 9 | ... | 9 |
| | 15-20 ... | 841 | 453 | 388 | 444 | 380 | 64 | 372 | 73 | 299 | 25 | ... | 25 |
| | 20-40 ... | 3,490 | 1,716 | 1,774 | 615 | 510 | 105 | 2,468 | 1,151 | 1,317 | 407 | 55 | 352 |
| | 40-60 ... | 1,854 | 974 | 880 | 101 | 52 | 49 | 1,075 | 767 | 308 | 678 | 155 | 523 |
| | 60 and over .. | 562 | 247 | 315 | 25 | 6 | 19 | 167 | 142 | 15 | 380 | 99 | 281 |
| Musalman | Total ... | *2,560* | *1,285* | *1,275* | *1,236* | *727* | *509* | *1,024* | *496* | *528* | *300* | *62* | *238* |
| | 0-5 ... | 350 | 164 | 186 | 350 | 164 | 186 | ... | ... | ... | ... | ... | ... |
| | 5-10 ... | 400 | 201 | 199 | 395 | 200 | 195 | 5 | 1 | 4 | ... | ... | ... |
| | 10-15 ... | 316 | 172 | 144 | 284 | 169 | 115 | 31 | 3 | 28 | 1 | ... | 1 |
| | 15-20 ... | 226 | 117 | 109 | 112 | 103 | 9 | 111 | 14 | 97 | 3 | ... | 3 |
| | 20-40 ... | 772 | 374 | 398 | 88 | 84 | 4 | 599 | 278 | 321 | 85 | 12 | 73 |
| | 40-60 ... | 387 | 214 | 173 | 6 | 6 | ... | 249 | 177 | 72 | 132 | 31 | 101 |
| | 60 and over... | 109 | 43 | 66 | 1 | 1 | ... | 29 | 23 | 6 | 79 | 19 | 60 |
| Christian | Total ... | *71* | *38* | *33* | *31* | *19* | *12* | *35* | *17* | *18* | *5* | *2* | *3* |
| | 0-5 ... | 6 | 2 | 4 | 6 | 2 | 4 | ... | ... | ... | ... | ... | ... |
| | 5-10 ... | 7 | 4 | 3 | 7 | 4 | 3 | ... | ... | ... | ... | ... | ... |
| | 10-15 ... | 10 | 9 | 5 | 9 | 5 | 4 | 1 | ... | 1 | ... | ... | ... |
| | 15-20 ... | 7 | 1 | 6 | 2 | 1 | 1 | 5 | ... | 5 | ... | ... | ... |
| | 20-40 ... | 27 | 16 | 11 | 5 | 5 | ... | 20 | 11 | 9 | 2 | ... | 2 |
| | 40-60 ... | 10 | 7 | 3 | 2 | 2 | ... | 7 | 4 | 3 | 1 | 1 | ... |
| | 60 and over... | 4 | 3 | 1 | ... | ... | ... | 2 | 2 | ... | 2 | 1 | 1 |
| Jain ... | Total ... | *10* | *8* | *2* | *6* | *5* | *1* | *3* | *3* | ... | *1* | ... | *1* |
| | 0-5 ... | ... | ... | ... | ... | ... | ... | ... | ... | ... | ... | ... | ... |
| | 5-10 ... | ... | ... | ... | ... | ... | ... | ... | ... | ... | ... | ... | ... |
| | 10-15 ... | 3 | 2 | 1 | 3 | 2 | 1 | ... | ... | ... | ... | ... | ... |
| | 15-20 ... | 2 | 2 | ... | 1 | 1 | ... | 1 | 1 | ... | ... | ... | ... |
| | 20-40 ... | 4 | 4 | ... | 2 | 2 | ... | 2 | 2 | ... | ... | ... | ... |
| | 40-60 ... | 1 | ... | 1 | ... | ... | ... | ... | ... | ... | 1 | ... | 1 |
| | 60 and over... | ... | ... | ... | ... | ... | ... | ... | ... | ... | ... | ... | ... |

This content downloaded from
106.51.163.168 on Wed, 05 Jun 2024 15:15:17 +00:00
All use subject to https://about.jstor.org/terms



This content downloaded from
106.51.163.168 on Wed, 05 Jun 2024 15:15:17 +00:00
All use subject to https://about.jstor.org/terms

# TABLE VII.

## AGE, SEX AND CIVIL CONDITION.
## PART II.—CITIES.



This content downloaded from
106.51.163.168 on Wed, 05 Jun 2024 15:15:17 +00:00
All use subject to https://about.jstor.org/terms

# TABLE VII.

## Age, sex and civil condition. Part II.—Cities.

| CITY. | AGE. | POPULATION. | | | UNMARRIED. | | | MARRIED. | | | WIDOWED. | | |
|---|---|---|---|---|---|---|---|---|---|---|---|---|---|
| | | Persons. | Males. | Females. | Persons. | Males. | Females | Persons. | Males. | Females. | Persons. | Males. | Females. |
| 1 | 2 | 3 | 4 | 5 | 6 | 7 | 8 | 9 | 10 | 11 | 12 | 13 | 14 |
| **PART II.—CITIES.** | | | | | | | | | | | | | |
| Bellary. | Total ... | *34,956* | *18,474* | *16,482* | *15,369* | *8,950* | *6,419* | *15,259* | *8,497* | *6,762* | *4,328* | *1,027* | *3,301* |
| | 0-5 .. | 3,886 | 1,945 | 1,941 | 3,876 | 1,943 | 1,933 | 10 | 2 | 8 | ... | ... | ... |
| | 5-10 ... | 4,065 | 1,870 | 2,195 | 3,975 | 1,844 | 2,133 | 87 | 27 | 60 | 3 | 1 | 2 |
| | 10-15 ... | 4,313 | 2,177 | 2,136 | 3,815 | 2,112 | 1,703 | 476 | 64 | 412 | 22 | 1 | 21 |
| | 15-20 ... | 2,897 | 1,691 | 1,206 | 1,639 | 1,357 | 282 | 1,194 | 326 | 868 | 64 | 8 | 56 |
| | 20-40 ... | 12,511 | 7,261 | 5,250 | 1,829 | 1,563 | 266 | 9,494 | 5,396 | 4,098 | 1,188 | 302 | 886 |
| | 40-60 ... | 5,345 | 2,705 | 2,640 | 179 | 104 | 75 | 3,312 | 2,173 | 1,139 | 1,854 | 428 | 1,426 |
| | 60 and over ... | 1,939 | 825 | 1,114 | 56 | 29 | 27 | 686 | 509 | 177 | 1,197 | 287 | 910 |
| Calicut. | Total ... | *78,417* | *40,680* | *37,737* | *38,627* | *23,330* | *15,297* | *31,216* | *16,006* | *15,210* | *8,574* | *1,344* | *7,230* |
| | 0-5 .. | 10,370 | 5,317 | 5,053 | 10,370 | 5,317 | 5,053 | ... | ... | ... | ... | ... | ... |
| | 5-10 ... | 8,264 | 4,281 | 3,983 | 8,264 | 4,281 | 3,983 | ... | ... | ... | ... | ... | ... |
| | 10-15 ... | 8,274 | 4,531 | 3,743 | 7,799 | 4,513 | 3,286 | 466 | 18 | 448 | 9 | ... | 9 |
| | 15-20 ... | 8,894 | 4,548 | 4,346 | 6,044 | 4,284 | 1,760 | 2,653 | 264 | 2,389 | 197 | ... | 197 |
| | 20-40 ... | 27,609 | 14,332 | 13,277 | 5,819 | 4,742 | 1,077 | 19,133 | 9,143 | 9,990 | 2,657 | 447 | 2,210 |
| | 40-60 ... | 11,946 | 6,216 | 5,730 | 287 | 167 | 120 | 7,698 | 5,483 | 2,215 | 3,961 | 566 | 3,395 |
| | 60 and over ... | 3,060 | 1,455 | 1,605 | 44 | 26 | 18 | 1,266 | 1,098 | 168 | 1,750 | 331 | 1,419 |
| Cocanada. | Total ... | *54,110* | *26,629* | *27,481* | *21,360* | *12,547* | *8,813* | *25,826* | *12,956* | *12,870* | *6,924* | *1,126* | *5,798* |
| | 0-5 ... | 6,274 | 3,002 | 3,272 | 6,237 | 2,991 | 3,246 | 37 | 11 | 26 | ... | ... | ... |
| | 5-10 ... | 7,199 | 3,674 | 3,525 | 6,869 | 3,633 | 3,236 | 314 | 40 | 274 | 16 | 1 | 15 |
| | 10-15 ... | 6,305 | 3,303 | 3,002 | 4,773 | 3,040 | 1,733 | 1,475 | 257 | 1,218 | 57 | 6 | 51 |
| | 15-20 ... | 4,631 | 2,310 | 2,321 | 1,800 | 1,523 | 277 | 2,702 | 773 | 1,929 | 129 | 14 | 115 |
| | 20-40 ... | 17,228 | 8,442 | 8,786 | 1,468 | 1,240 | 228 | 14,094 | 6,925 | 7,169 | 1,666 | 277 | 1,389 |
| | 40-60 ... | 9,213 | 4,488 | 4,725 | 175 | 100 | 75 | 6,938 | 3,911 | 3,027 | 3,100 | 477 | 2,623 |
| | 60 and over ... | 3,260 | 1,410 | 1,850 | 38 | 20 | 18 | 1,266 | 1,039 | 227 | 1,956 | 351 | 1,605 |
| Coimbatore. | Total ... | *47,007* | *23,399* | *23,608* | *22,377* | *12,751* | *9,626* | *19,170* | *9,773* | *9,397* | *5,460* | *875* | *4,585* |
| | 0-5 ... | 5,949 | 2,963 | 2,986 | 5,941 | 2,958 | 2,983 | 8 | 5 | 3 | ... | ... | ... |
| | 5-10 ... | 5,836 | 2,857 | 2,979 | 5,801 | 2,849 | 2,952 | 31 | 8 | 23 | 4 | ... | 4 |
| | 10-15 ... | 5,688 | 2,985 | 2,703 | 5,235 | 2,959 | 2,276 | 446 | 26 | 420 | 7 | ... | 7 |
| | 15-20 ... | 4,745 | 2,439 | 2,306 | 3,181 | 2,183 | 998 | 1,486 | 254 | 1,232 | 78 | 2 | 76 |
| | 20-40 ... | 14,689 | 7,349 | 7,340 | 2,009 | 1,693 | 316 | 11,291 | 5,457 | 5,834 | 1,389 | 199 | 1,190 |
| | 40-60 ... | 7,527 | 3,680 | 3,847 | 175 | 95 | 80 | 4,901 | 3,203 | 1,698 | 2,451 | 382 | 2,069 |
| | 60 and over ... | 2,573 | 1,126 | 1,447 | 35 | 14 | 21 | 1,007 | 820 | 187 | 1,531 | 292 | 1,239 |
| Conjeeveram. | Total ... | *53,864* | *26,451* | *27,413* | *21,889* | *13,167* | *8,722* | *25,176* | *12,193* | *12,983* | *6,799* | *1,091* | *5,708* |
| | 0-5 ... | 6,344 | 3,025 | 3,319 | 6,324 | 3,017 | 3,307 | 20 | 8 | 12 | ... | ... | ... |
| | 5-10 ... | 5,970 | 2,932 | 3,038 | 5,808 | 2,906 | 2,902 | 155 | 25 | 130 | 7 | 1 | 6 |
| | 10-15 ... | 6,208 | 3,352 | 2,856 | 5,246 | 3,262 | 1,984 | 948 | 89 | 859 | 14 | 1 | 13 |
| | 15-20 ... | 5,067 | 2,665 | 2,402 | 2,491 | 2,209 | 282 | 2,526 | 424 | 2,102 | 50 | 2 | 48 |
| | 20-40 ... | 16,699 | 7,865 | 8,834 | 1,741 | 1,576 | 165 | 13,545 | 6,106 | 7,439 | 1,413 | 183 | 1,230 |
| | 40-60 ... | 9,887 | 4,904 | 4,983 | 224 | 158 | 66 | 6,501 | 4,261 | 2,240 | 3,162 | 485 | 2,677 |
| | 60 and over ... | 3,689 | 1,738 | 1,951 | 55 | 39 | 16 | 1,481 | 1,280 | 201 | 2,153 | 419 | 1,734 |
| Cuddalore. | Total ... | *56,574* | *28,012* | *28,562* | *26,086* | *15,294* | *10,792* | *24,157* | *11,574* | *12,583* | *6,331* | *1,144* | *5,187* |
| | 0-5 ... | 7,604 | 3,674 | 3,930 | 7,587 | 3,672 | 3,915 | 16 | 2 | 14 | 1 | ... | 1 |
| | 5-10 ... | 7,005 | 3,512 | 3,493 | 6,931 | 3,503 | 3,428 | 71 | 7 | 64 | 3 | 2 | 1 |
| | 10-15 ... | 6,297 | 3,404 | 2,893 | 5,701 | 3,354 | 2,347 | 591 | 48 | 543 | 5 | 2 | 3 |
| | 15-20 ... | 5,489 | 2,702 | 2,787 | 3,097 | 2,430 | 667 | 2,339 | 271 | 2,068 | 53 | 1 | 52 |
| | 20-40 ... | 17,343 | 8,241 | 9,102 | 2,448 | 2,109 | 339 | 13,546 | 5,937 | 7,609 | 1,349 | 195 | 1,154 |
| | 40-60 ... | 9,606 | 4,899 | 4,707 | 259 | 182 | 77 | 6,289 | 4,206 | 2,083 | 3,058 | 511 | 2,547 |
| | 60 and over ... | 3,230 | 1,580 | 1,650 | 63 | 44 | 19 | 1,305 | 1,103 | 202 | 1,862 | 433 | 1,429 |

This content downloaded from
106.51.163.168 on Wed, 05 Jun 2024 15:15:17 +00:00
All use subject to https://about.jstor.org/terms

# TABLE VII.

## Age, sex and civil condition. Part II.—Cities—*concluded.*

| CITY. | AGE. | POPULATION. | | | UNMARRIED. | | | MARRIED. | | | WIDOWED. | | |
|---|---|---|---|---|---|---|---|---|---|---|---|---|---|
| | | Persons. | Males. | Females. | Persons | Males. | Females. | Persons. | Males. | Females. | Persons. | Males. | Females. |
| 1 | 2 | 3 | 4 | 5 | 6 | 7 | 8 | 9 | 10 | 11 | 12 | 13 | 14 |
| | | **PART II.—CITIES—*concluded.*** | | | | | | | | | | | |
| KUMBAKONAM. | TOTAL ... | *64,647* | *31,327* | *33,320* | *25,823* | *15,786* | *10,037* | *28,960* | *14,065* | *14,895* | *9,864* | *1,476* | *8,388* |
| | 0–5 | 7,096 | 3,460 | 3,636 | 7,064 | 3,453 | 3,611 | 30 | 7 | 23 | 2 | ... | 2 |
| | 5–10 ... | 7,145 | 3,496 | 3,649 | 7,015 | 3,469 | 3,546 | 123 | 24 | 99 | 7 | 3 | 4 |
| | 10–15 ... | 7,065 | 3,841 | 3,224 | 5,983 | 3,754 | 2,229 | 1,065 | 86 | 979 | 17 | 1 | 16 |
| | 15–20 ... | 6,446 | 3,248 | 3,198 | 3,038 | 2,663 | 375 | 3,304 | 580 | 2,724 | 104 | 5 | 99 |
| | 20–40 ... | 20,607 | 9,879 | 10,728 | 2,386 | 2,167 | 219 | 15,918 | 7,417 | 8,501 | 2,303 | 295 | 2,008 |
| | 40–60 ... | 11,912 | 5,625 | 6,287 | 270 | 224 | 46 | 7,131 | 4,743 | 2,388 | 4,511 | 658 | 3,853 |
| | 60 and over... | 4,376 | 1,778 | 2,598 | 67 | 56 | 11 | 1,389 | 1,208 | 181 | 2,920 | 514 | 2,406 |
| MADURA... | TOTAL ... | *134,130* | *67,091* | *67,039* | *56,184* | *33,489* | *22,695* | *62,452* | *31,333* | *31,119* | *15,494* | *2,269* | *13,225* |
| | 0–5 | 15,561 | 7,586 | 7,975 | 15,543 | 7,583 | 7,960 | 18 | 3 | 15 | ... | ... | ... |
| | 5–10 ... | 14,987 | 7,395 | 7,592 | 14,893 | 7,378 | 7,515 | 88 | 17 | 71 | 6 | ... | 6 |
| | 10–15 ... | 14,789 | 7,762 | 7,027 | 13,007 | 7,619 | 5,388 | 1,766 | 141 | 1,615 | 26 | 2 | 24 |
| | 15–20 ... | 13,896 | 7,239 | 6,657 | 7,429 | 6,232 | 1,197 | 6,282 | 997 | 5,285 | 185 | 10 | 175 |
| | 20–40 ... | 44,008 | 22,138 | 21,870 | 4,850 | 4,351 | 499 | 35,318 | 17,258 | 18,060 | 3,840 | 529 | 3,311 |
| | 40–60 ... | 23,398 | 11,566 | 11,832 | 381 | 270 | 111 | 15,885 | 10,355 | 5,530 | 7,132 | 941 | 6,191 |
| | 60 and over... | 7,491 | 3,405 | 4,086 | 81 | 56 | 25 | 3,105 | 2,562 | 543 | 4,305 | 787 | 3,518 |
| NEGAPATAM. | TOTAL ... | *60,168* | *29,995* | *30,173* | *24,640* | *15,055* | *9,585* | *26,810* | *13,586* | *13,224* | *8,718* | *1,354* | *7,364* |
| | 0–5 ... | 6,593 | 3,176 | 3,417 | 6,573 | 3,170 | 3,403 | 19 | 6 | 13 | 1 | ... | 1 |
| | 5–10 ... | 5,765 | 2,926 | 2,839 | 5,687 | 2,896 | 2,791 | 71 | 29 | 42 | 7 | 1 | 6 |
| | 10–15 ... | 5,790 | 2,998 | 2,792 | 5,250 | 2,929 | 2,321 | 527 | 69 | 458 | 13 | ... | 13 |
| | 15–20 ... | 5,765 | 2,808 | 2,957 | 3,289 | 2,548 | 741 | 2,401 | 256 | 2,145 | 75 | 4 | 71 |
| | 20–40 ... | 21,669 | 11,291 | 10,378 | 3,536 | 3,262 | 274 | 16,050 | 7,708 | 8,342 | 2,083 | 321 | 1,762 |
| | 40–60 ... | 11,038 | 5,368 | 5,670 | 281 | 223 | 58 | 6,584 | 4,520 | 2,064 | 4,193 | 625 | 3,568 |
| | 60 and over... | 3,548 | 1,428 | 2,120 | 44 | 27 | 17 | 1,158 | 998 | 160 | 2,346 | 403 | 1,943 |
| SALEM ... | TOTAL ... | *59,153* | *29,232* | *29,921* | *26,100* | *15,027* | *11,073* | *26,130* | *12,877* | *13,253* | *6,923* | *1,328* | *5,595* |
| | 0–5 ... | 8,271 | 4,048 | 4,223 | 8,242 | 4,026 | 4,216 | 29 | 22 | 7 | ... | ... | ... |
| | 5–10 ... | 7,320 | 3,581 | 3,739 | 7,259 | 3,570 | 3,689 | 55 | 10 | 45 | 6 | 1 | 5 |
| | 10–15 ... | 7,101 | 3,704 | 3,397 | 6,175 | 3,629 | 2,546 | 895 | 70 | 825 | 31 | 5 | 26 |
| | 15–20 ... | 5,514 | 2,808 | 2,706 | 2,697 | 2,283 | 414 | 2,703 | 513 | 2,192 | 114 | 12 | 102 |
| | 20–40 ... | 17,458 | 8,709 | 8,749 | 1,571 | 1,406 | 165 | 14,259 | 6,938 | 7,321 | 1,628 | 365 | 1,263 |
| | 40–60 ... | 9,872 | 4,653 | 5,219 | 130 | 94 | 36 | 6,625 | 4,038 | 2,587 | 3,117 | 521 | 2,596 |
| | 60 and over... | 3,617 | 1,729 | 1,888 | 26 | 19 | 7 | 1,564 | 1,286 | 278 | 2,027 | 424 | 1,603 |
| TANJORE. | TOTAL ... | *60,341* | *28,777* | *31,564* | *26,135* | *14,806* | *11,329* | *25,828* | *12,315* | *13,513* | *8,378* | *1,656* | *6,722* |
| | 0–5 ... | 7,161 | 3,343 | 3,818 | 7,156 | 3,343 | 3,813 | 4 | ... | 4 | 1 | ... | 1 |
| | 5–10 ... | 6,508 | 3,208 | 3,300 | 6,435 | 3,200 | 3,235 | 69 | 8 | 61 | 4 | ... | 4 |
| | 10–15 ... | 6,505 | 3,308 | 3,197 | 5,684 | 3,169 | 2,515 | 803 | 136 | 667 | 18 | 3 | 15 |
| | 15–20 ... | 5,570 | 2,772 | 2,798 | 3,239 | 2,392 | 847 | 2,265 | 377 | 1,888 | 66 | 3 | 63 |
| | 20–40 ... | 18,789 | 8,832 | 9,957 | 3,025 | 2,314 | 711 | 14,070 | 6,266 | 7,804 | 1,694 | 252 | 1,442 |
| | 40–60 ... | 11,334 | 5,283 | 6,051 | 491 | 307 | 184 | 7,016 | 4,326 | 2,690 | 3,827 | 650 | 3,177 |
| | 60 and over... | 4,474 | 2,031 | 2,443 | 105 | 81 | 24 | 1,601 | 1,202 | 399 | 2,768 | 748 | 2,020 |
| TRICHINOPOLY. | TOTAL ... | *123,512* | *61,560* | *61,952* | *57,233* | *33,705* | *23,528* | *51,775* | *25,761* | *26,014* | *14,504* | *2,094* | *12,410* |
| | 0–5 ... | 15,596 | 7,613 | 7,983 | 15,595 | 7,613 | 7,982 | 1 | ... | 1 | ... | ... | ... |
| | 5–10 ... | 15,410 | 7,658 | 7,752 | 15,341 | 7,643 | 7,698 | 65 | 15 | 50 | 4 | ... | 4 |
| | 10–15 ... | 13,992 | 7,533 | 6,459 | 12,991 | 7,460 | 5,531 | 997 | 73 | 924 | 4 | ... | 4 |
| | 15–20 ... | 12,161 | 6,294 | 5,867 | 7,239 | 5,634 | 1,605 | 4,846 | 660 | 4,186 | 76 | ... | 76 |
| | 20–40 ... | 38,026 | 18,992 | 19,034 | 5,520 | 4,912 | 608 | 29,410 | 13,627 | 15,783 | 3,096 | 453 | 2,643 |
| | 40–60 ... | 20,738 | 10,126 | 10,612 | 464 | 374 | 90 | 13,509 | 8,944 | 4,565 | 6,765 | 808 | 5,957 |
| | 60 and over... | 7,589 | 3,344 | 4,245 | 83 | 69 | 14 | 2,947 | 2,442 | 505 | 4,559 | 833 | 3,726 |

This content downloaded from
106.51.163.168 on Wed, 05 Jun 2024 15:15:17 +00:00
All use subject to https://about.jstor.org/terms



This content downloaded from
106.51.163.168 on Wed, 05 Jun 2024 15:15:17 +00:00
All use subject to https://about.jstor.org/terms

# TABLE VIII.

## EDUCATION BY RELIGION AND AGE.

This table deals with the literacy of the population classified by religions and age periods.

In general arrangement this table closely follows Table VII. But only four age periods are shown, viz., 0–10, 10–15, 15–20, 20 and over.

Under the orders of the Local Government statistics of literacy in particular vernaculars (compiled in 1901) have been omitted. The literates shown in columns 6 to 8 include literates in English appearing in columns 12 to 14.

The following statement compiled under the special orders of the Census Commissioner shows the Race and Sect of the Christian literates :—

| Race. | Sect. | Literate. | | Literate in English. | |
|---|---|---|---|---|---|
| | | Males. | Females. | Males. | Females. |
| | Total Christian ... | *134,557* | *64,930* | *42,283* | *23,124* |
| European and allied races ... | ... ... | 7,883 | 4,862 | 7,743 | 4,792 |
| Anglo-Indian ... ... ... | ... ... | 9,538 | 9,765 | 9,262 | 9,360 |
| Indian ... ... ... ... | Roman Catholics ... | 67,748 | 20,675 | 13,423 | 4,644 |
| | Syrians ... ... | 4,083 | 1,388 | 273 | 81 |
| | Others ... ... ... | 45,305 | 28,240 | 11,582 | 4,267 |



This content downloaded from
106.51.163.168 on Wed, 05 Jun 2024 15:15:17 +00:00
All use subject to https://about.jstor.org/terms

# TABLE VIII.

## Education by religion and age. Part I.—Provincial Summary.

| RELIGIONS. | AGE. | POPULATION. | | | | | | | | | LITERATE IN ENGLISH. | | |
|---|---|---|---|---|---|---|---|---|---|---|---|---|---|
| | | TOTAL. | | | LITERATE. | | | ILLITERATE. | | | | | |
| | | Persons. | Males. | Females. | Persons. | Males. | Females. | Persons. | Males. | Females. | Persons. | Males. | Females. |
| 1 | 2 | 3 | 4 | 5 | 6 | 7 | 8 | 9 | 10 | 11 | 12 | 13 | 14 |
| **MADRAS PRESIDENCY.** | | | | | | | | | | | | | |
| ALL RELIGIONS. | TOTAL | *41,870,160* | *20,606,008* | *21,264,152* | *3,130,250* | *2,845,396* | *284,854* | *38,739,910* | *17,760,612* | *20,979,298* | *276,569* | *249,306* | *27,263* |
| | 0-10 | 11,137,878 | 5,495,790 | 5,642,088 | 94,097 | 75,991 | 18,106 | 11,043,781 | 5,419,799 | 5,623,982 | 4,668 | 3,279 | 1,389 |
| | 10-15 | 4,633,249 | 2,514,971 | 2,318,878 | 347,365 | 296,088 | 51,277 | 4,285,884 | 2,218,283 | 2,067,601 | 27,434 | 23,263 | 4,171 |
| | 15-20 | 3,601,787 | 1,804,652 | 1,797,135 | 384,591 | 332,835 | 51,756 | 3,217,196 | 1,471,817 | 1,745,379 | 46,112 | 41,019 | 5,093 |
| | 20 and over | 22,297,246 | 10,791,195 | 11,506,951 | 2,304,197 | 2,140,482 | 163,715 | 19,993,049 | 8,650,713 | 11,342,336 | 198,355 | 181,745 | 16,610 |
| HINDU. | TOTAL | *37,230,034* | *18,312,085* | *18,917,949* | *2,680,063* | *2,475,903* | *204,160* | *34,549,971* | *15,836,182* | *18,713,789* | *197,663* | *193,893* | *3,770* |
| | 0-10 | 9,818,119 | 4,838,476 | 4,979,643 | 78,311 | 65,494 | 12,817 | 9,739,808 | 4,772,982 | 4,966,826 | 1,917 | 1,775 | 142 |
| | 10-15 | 4,279,015 | 2,226,556 | 2,052,459 | 294,963 | 257,695 | 37,268 | 3,984,052 | 1,968,861 | 2,015,191 | 18,836 | 18,094 | 742 |
| | 15-20 | 3,179,736 | 1,601,016 | 1,578,720 | 325,548 | 288,326 | 37,222 | 2,854,188 | 1,312,690 | 1,541,498 | 33,972 | 33,108 | 864 |
| | 20 and over | 19,953,164 | 9,646,037 | 10,307,127 | 1,981,241 | 1,864,388 | 116,853 | 17,971,923 | 7,781,649 | 10,190,274 | 142,938 | 140,916 | 2,022 |
| MUSALMAN. | TOTAL | *2,764,467* | *1,362,616* | *1,401,851* | *241,522* | *226,494* | *15,028* | *2,522,945* | *1,136,122* | *1,386,823* | *12,704* | *12,510* | *194* |
| | 0-10 | 785,927 | 392,452 | 393,475 | 5,215 | 4,365 | 850 | 780,712 | 388,087 | 392,625 | 139 | 132 | 7 |
| | 10-15 | 338,133 | 175,992 | 162,141 | 22,193 | 19,651 | 2,542 | 315,940 | 156,341 | 159,599 | 1,017 | 982 | 35 |
| | 15-20 | 256,425 | 124,654 | 131,771 | 28,462 | 25,919 | 2,543 | 227,963 | 98,735 | 129,228 | 2,043 | 2,011 | 32 |
| | 20 and over | 1,383,982 | 669,518 | 714,464 | 185,652 | 176,559 | 9,093 | 1,198,330 | 492,959 | 705,371 | 9,505 | 9,385 | 120 |
| CHRISTIAN. | TOTAL | *1,208,515* | *595,235* | *613,280* | *199,487* | *134,557* | *64,930* | *1,009,028* | *460,678* | *548,350* | *65,407* | *42,283* | *23,124* |
| | 0-10 | 337,153 | 166,875 | 170,278 | 10,359 | 5,960 | 4,399 | 326,794 | 160,915 | 165,879 | 2,683 | 1,354 | 1,329 |
| | 10-15 | 145,101 | 74,042 | 71,059 | 29,339 | 17,985 | 11,354 | 115,762 | 56,057 | 59,705 | 7,495 | 4,129 | 3,366 |
| | 15-20 | 108,483 | 52,358 | 56,125 | 29,391 | 17,536 | 11,855 | 79,092 | 34,822 | 44,270 | 9,932 | 5,824 | 4,108 |
| | 20 and over | 617,778 | 301,960 | 315,818 | 130,398 | 93,076 | 37,322 | 487,380 | 208,884 | 278,496 | 45,337 | 30,966 | 14,371 |
| ANIMISTIC. | TOTAL | *638,466* | *320,936* | *317,530* | *1,193* | *1,154* | *39* | *637,273* | *319,782* | *317,491* | *5* | *4* | *1* |
| | 0-10 | 191,154 | 95,315 | 95,839 | 42 | 39 | 3 | 191,112 | 95,276 | 95,836 | ... | ... | ... |
| | 10-15 | 67,923 | 36,141 | 31,782 | 105 | 104 | 1 | 67,818 | 36,037 | 31,781 | ... | ... | ... |
| | 15-20 | 54,547 | 25,178 | 29,371 | 100 | 100 | ... | 54,447 | 25,076 | 29,371 | ... | ... | ... |
| | 20 and over | 324,842 | 164,304 | 160,538 | 946 | 911 | 35 | 323,896 | 163,393 | 160,503 | 5 | 4 | 1 |
| JAIN. | TOTAL | *27,005* | *14,166* | *12,839* | *6,940* | *6,565* | *375* | *20,065* | *7,601* | *12,464* | *210* | *184* | *26* |
| | 0-10 | 5,379 | 2,511 | 2,868 | 110 | 97 | 13 | 5,269 | 2,414 | 2,855 | 8 | 6 | 2 |
| | 10-15 | 2,883 | 1,535 | 1,348 | 641 | 576 | 65 | 2,242 | 959 | 1,283 | 29 | 20 | 9 |
| | 15-20 | 2,429 | 1,354 | 1,075 | 954 | 876 | 78 | 1,475 | 478 | 997 | 18 | 12 | 6 |
| | 20 and over | 16,514 | 8,766 | 7,748 | 5,235 | 5,016 | 219 | 11,279 | 3,750 | 7,529 | 155 | 146 | 9 |
| BUDDHIST. | TOTAL | *697* | *429* | *268* | *402* | *320* | *82* | *295* | *109* | *186* | *174* | *151* | *23* |
| | 0-10 | 126 | 61 | 65 | 16 | 11 | 5 | 110 | 50 | 60 | 3 | 1 | 2 |
| | 10-15 | 78 | 47 | 31 | 43 | 30 | 13 | 35 | 17 | 18 | 18 | 15 | 3 |
| | 15-20 | 83 | 57 | 26 | 60 | 45 | 15 | 23 | 12 | 11 | 28 | 23 | 5 |
| | 20 and over | 410 | 264 | 146 | 283 | 234 | 49 | 127 | 30 | 97 | 125 | 112 | 13 |
| PARSI. | TOTAL | *489* | *250* | *239* | *348* | *198* | *150* | *141* | *52* | *89* | *238* | *147* | *91* |
| | 0-10 | 83 | 31 | 52 | 18 | 10 | 8 | 65 | 21 | 44 | 10 | 7 | 3 |
| | 10-15 | 52 | 19 | 33 | 39 | 17 | 22 | 13 | 2 | 11 | 27 | 11 | 16 |
| | 15-20 | 38 | 14 | 24 | 37 | 14 | 23 | 1 | ... | 1 | 30 | 13 | 17 |
| | 20 and over | 316 | 186 | 130 | 254 | 157 | 97 | 62 | 29 | 33 | 171 | 116 | 55 |
| BRAHMO. | TOTAL | *374* | *219* | *155* | *226* | *156* | *72* | *146* | *63* | *83* | *130* | *109* | *21* |
| | 0-10 | 113 | 58 | 55 | 20 | 12 | 8 | 93 | 46 | 47 | 3 | 1 | 2 |
| | 10-15 | 55 | 35 | 20 | 40 | 28 | 12 | 15 | 7 | 8 | 13 | 12 | 1 |
| | 15-20 | 39 | 20 | 19 | 36 | 18 | 18 | 3 | 2 | 1 | 26 | 17 | 9 |
| | 20 and over | 167 | 106 | 61 | 132 | 98 | 34 | 35 | 8 | 27 | 90 | 80 | 10 |
| JEW. | TOTAL | *71* | *39* | *32* | *42* | *29* | *13* | *29* | *10* | *19* | *29* | *19* | *10* |
| | 0-10 | 18 | 8 | 10 | 2 | 1 | 1 | 16 | 7 | 9 | 2 | 1 | 1 |
| | 10-15 | 7 | 2 | 5 | ... | ... | ... | 7 | 2 | 5 | ... | ... | ... |
| | 15-20 | 6 | 2 | 4 | 3 | 1 | 2 | 3 | 1 | 2 | 3 | 1 | 2 |
| | 20 and over | 40 | 27 | 13 | 37 | 27 | 10 | 3 | ... | 3 | 24 | 17 | 7 |
| CONFUCIAN. | TOTAL | *21* | *21* | ... | *11* | *11* | ... | *10* | *10* | ... | ... | ... | ... |
| | 0-10 | ... | ... | ... | ... | ... | ... | ... | ... | ... | ... | ... | ... |
| | 10-15 | ... | ... | ... | ... | ... | ... | ... | ... | ... | ... | ... | ... |
| | 15-20 | 1 | 1 | ... | 1 | 1 | ... | ... | ... | ... | ... | ... | ... |
| | 20 and over | 20 | 20 | ... | 10 | 10 | ... | 10 | 10 | ... | ... | ... | ... |
| ATHEIST. | TOTAL | *14* | *7* | *7* | *11* | *6* | *5* | *3* | *1* | *2* | *9* | *6* | *3* |
| | 0-10 | 6 | 3 | 3 | 4 | 2 | 2 | 2 | 1 | 1 | 3 | 2 | 1 |
| | 10-15 | 1 | 1 | ... | 1 | 1 | ... | ... | ... | ... | 1 | 1 | ... |
| | 15-20 | ... | ... | ... | ... | ... | ... | ... | ... | ... | ... | ... | ... |
| | 20 and over | 7 | 3 | 4 | 6 | 3 | 3 | 1 | ... | 1 | 5 | 3 | 2 |
| SIKH. | TOTAL | *7* | *5* | *2* | *3* | *3* | ... | *4* | *2* | *2* | ... | ... | ... |
| | 0-10 | ... | ... | ... | ... | ... | ... | ... | ... | ... | ... | ... | ... |
| | 10-15 | 1 | 1 | ... | 1 | 1 | ... | ... | ... | ... | ... | ... | ... |
| | 15-20 | ... | ... | ... | ... | ... | ... | ... | ... | ... | ... | ... | ... |
| | 20 and over | 6 | 4 | 2 | 2 | 2 | ... | 4 | 2 | 2 | ... | ... | ... |

This content downloaded from 106.51.163.168 on Wed, 05 Jun 2024 15:15:17 +00:00
All use subject to https://about.jstor.org/terms

# TABLE VIII.

## Education by religion and age. Part I.—Provincial Summary—*continued*.

## BRITISH TERRITORY.

| RELIGIONS. | AGE. | POPULATION. Total. Persons. | Total. Males. | Total. Females. | Literate. Persons. | Literate. Males. | Literate. Females. | Illiterate. Persons. | Illiterate. Males. | Illiterate. Females. | Literate in English. Persons. | Literate in English. Males. | Literate in English. Females. |
|---|---|---|---|---|---|---|---|---|---|---|---|---|---|
| 1 | 2 | 3 | 4 | 5 | 6 | 7 | 8 | 9 | 10 | 11 | 12 | 13 | 14 |
| All Religions. | Total | *41,405,804* | *20,382,955* | *21,022,449* | *3,093,560* | *2,810,208* | *283,352* | *38,311,844* | *17,572,747* | *20,739,097* | *274,625* | *247,392* | *27,233* |
| | 0-10 | 11,015,552 | 5,435,856 | 5,579,796 | 93,528 | 75,484 | 18,044 | 10,922,124 | 5,360,372 | 5,561,752 | 4,664 | 3,275 | 1,389 |
| | 10-15 | 4,783,768 | 2,488,739 | 2,295,029 | 344,199 | 293,178 | 51,021 | 4,439,569 | 2,195,561 | 2,244,008 | 27,320 | 23,152 | 4,168 |
| | 15-20 | 3,565,464 | 1,786,461 | 1,779,003 | 380,969 | 329,508 | 51,461 | 3,184,495 | 1,456,953 | 1,727,542 | 45,633 | 40,741 | 5,092 |
| | 20 and over | 22,040,520 | 10,671,899 | 11,368,621 | 2,274,864 | 2,112,038 | 162,826 | 19,765,656 | 8,559,861 | 11,205,795 | 196,808 | 180,224 | 16,584 |
| Hindu. | Total | *36,806,604* | *18,108,939* | *18,697,665* | *2,647,684* | *2,445,014* | *202,870* | *34,158,720* | *15,663,925* | *18,494,795* | *195,960* | *192,198* | *3,762* |
| | 0-10 | 9,707,612 | 4,784,239 | 4,923,373 | 77,826 | 65,040 | 12,786 | 9,629,786 | 4,719,179 | 4,910,607 | 1,914 | 1,772 | 142 |
| | 10-15 | 4,234,295 | 2,203,385 | 2,030,910 | 292,255 | 255,212 | 37,043 | 3,942,040 | 1,948,173 | 1,993,867 | 18,742 | 18,000 | 742 |
| | 15-20 | 3,146,737 | 1,584,406 | 1,562,331 | 322,406 | 285,444 | 36,962 | 2,824,331 | 1,298,962 | 1,525,369 | 33,717 | 32,854 | 863 |
| | 20 and over | 19,717,960 | 9,536,909 | 10,181,051 | 1,955,397 | 1,839,298 | 116,099 | 17,762,563 | 7,697,611 | 10,064,952 | 141,587 | 139,572 | 2,015 |
| Mubal-man. | Total | *2,740,408* | *1,351,119* | *1,389,289* | *238,838* | *223,891* | *14,947* | *2,501,570* | *1,127,228* | *1,374,342* | *12,595* | *12,401* | *194* |
| | 0-10 | 778,897 | 389,045 | 389,852 | 5,165 | 4,318 | 847 | 773,732 | 384,727 | 389,005 | 139 | 132 | 7 |
| | 10-15 | 335,377 | 174,578 | 160,799 | 21,941 | 19,415 | 2,526 | 313,436 | 155,163 | 158,273 | 1,004 | 969 | 35 |
| | 15-20 | 254,570 | 123,839 | 130,731 | 28,209 | 25,669 | 2,531 | 226,370 | 98,170 | 128,200 | 3,031 | 2,999 | 32 |
| | 20 and over | 1,371,564 | 663,657 | 707,907 | 183,532 | 174,489 | 9,043 | 1,188,032 | 489,168 | 698,864 | 9,421 | 9,301 | 120 |
| Christian. | Total | *1,191,266* | *586,836* | *604,430* | *197,670* | *132,870* | *64,800* | *993,596* | *453,966* | *539,630* | *65,276* | *42,174* | *23,102* |
| | 0-10 | 332,466 | 164,885 | 167,581 | 10,325 | 5,934 | 4,391 | 322,141 | 158,951 | 163,190 | 2,582 | 1,353 | 1,229 |
| | 10-15 | 143,100 | 72,997 | 70,103 | 29,135 | 17,796 | 11,339 | 113,965 | 55,201 | 58,764 | 7,488 | 4,125 | 3,363 |
| | 15-20 | 107,016 | 51,594 | 55,422 | 29,175 | 17,343 | 11,832 | 77,841 | 34,251 | 43,590 | 9,980 | 5,822 | 4,158 |
| | 20 and over | 608,684 | 297,360 | 311,324 | 129,035 | 91,797 | 37,238 | 479,649 | 205,563 | 273,786 | 45,226 | 30,874 | 14,352 |
| Animistic. | Total | *638,463* | *320,934* | *317,529* | *1,193* | *1,154* | *39* | *637,270* | *319,780* | *317,490* | *5* | *4* | *1* |
| | 0-10 | 1,91,154 | 95,315 | 95,839 | 42 | 39 | 3 | 191,112 | 95,276 | 95,836 | ... | ... | ... |
| | 10-15 | 67,928 | 36,141 | 31,787 | 105 | 104 | 1 | 67,816 | 36,037 | 31,781 | ... | ... | ... |
| | 15-20 | 54,547 | 25,176 | 29,371 | 100 | 100 | ... | 54,447 | 25,076 | 29,371 | ... | ... | ... |
| | 20 and over | 324,838 | 164,302 | 160,537 | 946 | 911 | 35 | 323,893 | 163,391 | 160,502 | 5 | 4 | 1 |
| Jain. | Total | *26,995* | *14,158* | *12,837* | *6,932* | *6,557* | *375* | *20,063* | *7,601* | *12,462* | *210* | *184* | *26* |
| | 0-10 | 5,179 | 2,511 | 2,668 | 110 | 97 | 13 | 5,069 | 2,414 | 2,655 | 8 | 6 | 2 |
| | 10-15 | 2,880 | 1,533 | 1,347 | 639 | 571 | 65 | 2,241 | 959 | 1,282 | 29 | 20 | 9 |
| | 15-20 | 2,427 | 1,352 | 1,075 | 952 | 874 | 78 | 1,475 | 478 | 997 | 18 | 12 | 6 |
| | 20 and over | 16,509 | 8,762 | 7,747 | 5,231 | 5,012 | 219 | 11,278 | 3,750 | 7,528 | 155 | 146 | 9 |
| Buddhist. | Total | *693* | *429* | *264* | *401* | *320* | *81* | *292* | *109* | *183* | *174* | *151* | *23* |
| | 0-10 | 124 | 61 | 63 | 16 | 11 | 5 | 108 | 50 | 58 | 3 | 1 | 2 |
| | 10-15 | 77 | 47 | 30 | 43 | 30 | 13 | 34 | 17 | 17 | 18 | 15 | 3 |
| | 15-20 | 83 | 57 | 26 | 60 | 45 | 15 | 23 | 12 | 11 | 28 | 23 | 5 |
| | 20 and over | 409 | 264 | 145 | 282 | 234 | 48 | 127 | 30 | 97 | 125 | 112 | 13 |
| Parsi. | Total | *488* | *249* | *239* | *347* | *197* | *150* | *141* | *52* | *89* | *237* | *146* | *91* |
| | 0-10 | 83 | 31 | 52 | 18 | 10 | 8 | 65 | 21 | 44 | 10 | 7 | 3 |
| | 10-15 | 52 | 19 | 33 | 39 | 17 | 22 | 13 | 2 | 11 | 27 | 11 | 16 |
| | 15-20 | 38 | 14 | 24 | 37 | 14 | 23 | 1 | ... | 1 | 30 | 13 | 17 |
| | 20 and over | 315 | 185 | 130 | 253 | 156 | 97 | 62 | 29 | 33 | 170 | 115 | 55 |
| Brahmo. | Total | *374* | *219* | *155* | *228* | *156* | *72* | *146* | *63* | *83* | *130* | *109* | *21* |
| | 0-10 | 113 | 58 | 55 | 20 | 12 | 8 | 93 | 46 | 47 | 3 | 1 | 2 |
| | 10-15 | 55 | 35 | 20 | 40 | 28 | 12 | 15 | 7 | 8 | 11 | 11 | ... |
| | 15-20 | 39 | 20 | 19 | 36 | 18 | 18 | 3 | 2 | 1 | 26 | 17 | 9 |
| | 20 and over | 167 | 106 | 61 | 132 | 98 | 34 | 35 | 8 | 27 | 90 | 80 | 10 |
| Jew. | Total | *71* | *39* | *32* | *42* | *29* | *13* | *29* | *10* | *19* | *29* | *19* | *10* |
| | 0-10 | 18 | 8 | 10 | 2 | 1 | 1 | 16 | 7 | 9 | 2 | 1 | 1 |
| | 10-15 | 7 | 2 | 5 | ... | ... | ... | 7 | 2 | 5 | ... | ... | ... |
| | 15-20 | 6 | 2 | 4 | 3 | 1 | 2 | 3 | 1 | 2 | 3 | 1 | 2 |
| | 20 and over | 40 | 27 | 13 | 37 | 27 | 10 | 3 | ... | 3 | 24 | 17 | 7 |
| Confucian. | Total | *21* | *21* | | *11* | *11* | ... | *10* | *10* | ... | ... | ... | ... |
| | 0-10 | ... | ... | ... | ... | ... | ... | ... | ... | ... | ... | ... | ... |
| | 10-15 | ... | ... | ... | ... | ... | ... | ... | ... | ... | ... | ... | ... |
| | 15-20 | 1 | 1 | ... | ... | ... | ... | 1 | 1 | ... | ... | ... | ... |
| | 20 and over | 20 | 20 | ... | 11 | 11 | ... | 9 | 9 | ... | ... | ... | ... |
| Atheist. | Total | *14* | *7* | *7* | *11* | *6* | *5* | *3* | *1* | *2* | *9* | *6* | *3* |
| | 0-10 | 6 | 3 | 3 | 4 | 2 | 2 | 2 | 1 | 1 | 3 | 2 | 1 |
| | 10-15 | 1 | 1 | ... | 1 | 1 | ... | ... | ... | ... | 1 | 1 | ... |
| | 15-20 | ... | ... | ... | ... | ... | ... | ... | ... | ... | ... | ... | ... |
| | 20 and over | 7 | 3 | 4 | 6 | 3 | 3 | 1 | ... | 1 | 5 | 3 | 2 |
| Sikh. | Total | *7* | *5* | *2* | *3* | *3* | ... | *4* | *2* | *2* | ... | ... | ... |
| | 0-10 | ... | ... | ... | ... | ... | ... | ... | ... | ... | ... | ... | ... |
| | 10-15 | 1 | 1 | ... | 1 | 1 | ... | ... | ... | ... | ... | ... | ... |
| | 15-20 | ... | ... | ... | ... | ... | ... | ... | ... | ... | ... | ... | ... |
| | 20 and over | 6 | 4 | 2 | 2 | 2 | ... | 4 | 2 | 2 | ... | ... | ... |

This content downloaded from
106.51.163.168 on Wed, 05 Jun 2024 15:15:17 +00:00
All use subject to https://about.jstor.org/terms

# TABLE VIII.

## Education by religion and age. Part I.—Provincial Summary—*concluded.*

| RELIGIONS. | AGE. | POPULATION. Total. Persons. | Total. Males. | Total. Females. | Literate. Persons. | Literate. Males. | Literate. Females | Illiterate. Persons. | Illiterate. Males. | Illiterate. Females. | Literate in English. Persons. | Literate in English. Males. | Literate in English. Females. |
|---|---|---|---|---|---|---|---|---|---|---|---|---|---|
| 1 | 2 | 3 | 4 | 5 | 6 | 7 | 8 | 9 | 10 | 11 | 12 | 13 | 14 |
| **FEUDATORY STATES.** | | | | | | | | | | | | | |
| ALL RELIGIONS. | Total ... | *464,756* | *223,053* | *241,703* | *36,690* | *35,188* | *1,502* | *428,066* | *187,865* | *240,201* | *1,944* | *1,914* | *30* |
| | 0-10 ... | 122,226 | 59,934 | 62,292 | 569 | 507 | 62 | 121,657 | 59,427 | 62,230 | 4 | 4 | ... |
| | 10-15 ... | 49,481 | 25,632 | 23,849 | 3,166 | 2,910 | 256 | 46,315 | 22,722 | 23,593 | 114 | 111 | 3 |
| | 15-20 ... | 36,323 | 18,191 | 18,132 | 3,622 | 3,327 | 295 | 32,701 | 14,864 | 17,837 | 279 | 278 | 1 |
| | 20 and over | 256,726 | 119,296 | 137,430 | 29,333 | 28,444 | 889 | 227,393 | 90,852 | 136,541 | 1,547 | 1,521 | 26 |
| HINDU. | Total ... | *423,430* | *203,146* | *220,284* | *32,179* | *30,889* | *1,290* | *391,251* | *172,257* | *218,994* | *1,703* | *1,695* | *8* |
| | 0-10 ... | 110,507 | 54,237 | 56,270 | 485 | 434 | 51 | 110,022 | 53,803 | 56,219 | 3 | 3 | ... |
| | 10-15 ... | 44,720 | 23,171 | 21,549 | 2,708 | 2,483 | 225 | 42,012 | 20 688 | 21,324 | 94 | 94 | ... |
| | 15-20 ... | 32,999 | 16,610 | 16,389 | 3,142 | 2,882 | 260 | 29,857 | 13,728 | 16,129 | 255 | 254 | 1 |
| | 20 and over | 235,204 | 109,128 | 126,076 | 25,844 | 25,090 | 754 | 209,360 | 84,038 | 125,322 | 1,351 | 1,344 | 7 |
| MUSALMAN. | Total ... | *24,059* | *11,497* | *12,562* | *2,684* | *2,603* | *81* | *21,375* | *8,894* | *12,481* | *109* | *109* | ... |
| | 0-10 ... | 7,030 | 3,407 | 3,623 | 50 | 47 | 3 | 6,980 | 3,360 | 3,620 | ... | ... | ... |
| | 10-15 ... | 2,756 | 1,414 | 1,342 | 252 | 236 | 16 | 2,504 | 1,178 | 1,326 | 13 | 13 | ... |
| | 15-20 ... | 1,855 | 815 | 1,040 | 262 | 250 | 12 | 1,593 | 565 | 1,028 | 12 | 12 | ... |
| | 20 and over | 12,418 | 5,861 | 6,557 | 2,120 | 2,070 | 50 | 10,298 | 3,791 | 6,507 | 84 | 84 | ... |
| CHRISTIAN. | Total ... | *17,249* | *8,399* | *8,850* | *1,817* | *1,687* | *130* | *15,432* | *6,712* | *8,720* | *131* | *109* | *22* |
| | 0-10 ... | 4,687 | 2,290 | 2,397 | 34 | 26 | 8 | 4,653 | 2,264 | 2,389 | 1 | 1 | ... |
| | 10-15 ... | 2,001 | 1,045 | 956 | 204 | 189 | 15 | 1,797 | 856 | 941 | 7 | 4 | 3 |
| | 15-20 ... | 1,467 | 764 | 703 | 216 | 193 | 23 | 1,251 | 571 | 680 | 12 | 12 | ... |
| | 20 and over | 9,094 | 4,300 | 4,794 | 1,363 | 1,279 | 84 | 7,731 | 3,021 | 4,710 | 111 | 92 | 19 |
| JAIN. | Total ... | *10* | *8* | *2* | *8* | *8* | ... | *2* | ... | *2* | ... | ... | ... |
| | 0-10 ... | ... | ... | ... | ... | ... | ... | ... | ... | ... | ... | ... | ... |
| | 10-15 ... | 3 | 2 | 1 | 2 | 2 | ... | 1 | ... | 1 | ... | ... | ... |
| | 15-20 ... | 2 | 2 | ... | 2 | 2 | ... | ... | ... | ... | ... | ... | ... |
| | 20 and over | 5 | 4 | 1 | 4 | 4 | ... | 1 | ... | 1 | ... | ... | ... |
| BUDDHIST. | Total ... | *4* | ... | *4* | *1* | ... | *1* | *3* | ... | *3* | ... | ... | ... |
| | 0-10 ... | 2 | ... | 2 | ... | ... | ... | 2 | ... | 2 | ... | ... | ... |
| | 10-15 ... | 1 | ... | 1 | ... | ... | ... | 1 | ... | 1 | ... | ... | ... |
| | 15-20 ... | ... | ... | ... | ... | ... | ... | ... | ... | ... | ... | ... | ... |
| | 20 and over | 1 | ... | 1 | 1 | ... | 1 | ... | ... | ... | ... | ... | ... |
| ANIMISTIC. | Total ... | *3* | *2* | *1* | ... | ... | ... | *3* | *2* | *1* | ... | ... | ... |
| | 0-10 ... | ... | ... | ... | ... | ... | ... | ... | ... | ... | ... | ... | ... |
| | 10-15 ... | ... | ... | ... | ... | ... | ... | ... | ... | ... | ... | ... | ... |
| | 15-20 ... | ... | ... | ... | ... | ... | ... | ... | ... | ... | ... | ... | ... |
| | 20 and over | 3 | 2 | 1 | ... | ... | ... | 3 | 2 | 1 | ... | ... | ... |
| PARSI. | Total ... | *1* | *1* | ... | *1* | *1* | ... | ... | ... | ... | *1* | *1* | ... |
| | 0-10 ... | ... | ... | ... | ... | ... | ... | ... | ... | ... | ... | ... | ... |
| | 10-15 ... | ... | ... | ... | ... | ... | ... | ... | ... | ... | ... | ... | ... |
| | 15-20 ... | ... | ... | ... | ... | ... | ... | ... | ... | ... | ... | ... | ... |
| | 20 and over | 1 | 1 | ... | 1 | 1 | ... | ... | ... | ... | 1 | 1 | ... |

This content downloaded from 106.51.163.168 on Wed, 05 Jun 2024 15:15:17 +00:00
All use subject to https://about.jstor.org/terms

# TABLE VIII.

## EDUCATION BY RELIGION AND AGE.

## PART I.—DISTRICTS AND STATES.



This content downloaded from
106.51.163.168 on Wed, 05 Jun 2024 15:15:17 +00:00
All use subject to https://about.jstor.org/terms

# TABLE VIII.

## Education by religion and age. Part I.—Districts and States.

| RELIGIONS. | AGE. | POPULATION. Total. Persons. | Total. Males. | Total. Females. | Literate. Persons. | Literate. Males. | Literate. Females. | Illiterate. Persons. | Illiterate. Males. | Illiterate. Females. | Literate in English. Persons. | Literate in English. Males. | Literate in English. Females. |
|---|---|---|---|---|---|---|---|---|---|---|---|---|---|
| 1 | 2 | 3 | 4 | 5 | 6 | 7 | 8 | 9 | 10 | 11 | 12 | 13 | 14 |
| **GANJAM.** | | | | | | | | | | | | | |
| All Religions | Total | *1,870,826* | *868,928* | *1,001,898* | *102,224* | *96,984* | *5,240* | *1,768,602* | *771,944* | *996,658* | *6,444* | *6,211* | *233* |
| | 0-10 | 551,605 | 269,490 | 282,115 | 4,387 | 3,860 | 527 | 547,218 | 265,630 | 281,588 | 118 | 97 | 21 |
| | 10-15 | 220,652 | 113,606 | 107,046 | 11,909 | 10,987 | 922 | 208,743 | 102,619 | 106,124 | 792 | 757 | 35 |
| | 15-20 | 147,411 | 68,821 | 78,590 | 11,612 | 10,789 | 823 | 135,799 | 58,032 | 77,767 | 1,145 | 1,113 | 32 |
| | 20 and over. | 951,158 | 417,011 | 534,147 | 74,316 | 71,348 | 2,968 | 876,842 | 345,663 | 531,179 | 4,389 | 4,244 | 145 |
| Hindu | Total | *1,819,132* | *838,692* | *971,440* | *99,616* | *94,975* | *4,641* | *1,710,516* | *743,717* | *966,799* | *5,866* | *5,769* | *97* |
| | 0-10 | 583,513 | 260,566 | 272,947 | 4,233 | 3,759 | 474 | 529,280 | 256,807 | 272,473 | 94 | 87 | 7 |
| | 10-15 | 213,854 | 110,050 | 103,804 | 11,637 | 10,779 | 858 | 202,217 | 99,271 | 102,946 | 737 | 713 | 24 |
| | 15-20 | 142,543 | 66,563 | 75,980 | 11,311 | 10,581 | 730 | 131,232 | 55,982 | 75,250 | 1,083 | 1,070 | 13 |
| | 20 and over. | 920,222 | 401,513 | 518,709 | 72,435 | 69,856 | 2,579 | 847,787 | 331,657 | 516,130 | 3,952 | 3,899 | 53 |
| Musalman | Total | *5,425* | *2,768* | *2,657* | *1,042* | *933* | *109* | *4,383* | *1,835* | *2,548* | *164* | *163* | *1* |
| | 0-10 | 1,379 | 714 | 665 | 53 | 37 | 16 | 1,326 | 677 | 649 | 1 | 1 | ... |
| | 10-15 | 632 | 349 | 283 | 98 | 73 | 25 | 534 | 276 | 258 | 11 | 11 | ... |
| | 15-20 | 475 | 246 | 229 | 115 | 104 | 11 | 360 | 142 | 218 | 18 | 17 | 1 |
| | 20 and over. | 2,939 | 1,459 | 1,480 | 776 | 719 | 57 | 2,163 | 740 | 1,423 | 134 | 134 | ... |
| Christian | Total | *2,367* | *1,184* | *1,183* | *1,126* | *646* | *480* | *1,241* | *538* | *703* | *414* | *279* | *135* |
| | 0-10 | 712 | 380 | 332 | 89 | 52 | 37 | 623 | 328 | 295 | 23 | 9 | 14 |
| | 10-15 | 268 | 151 | 117 | 134 | 95 | 39 | 134 | 56 | 78 | 44 | 33 | 11 |
| | 15-20 | 200 | 105 | 95 | 156 | 74 | 82 | 44 | 31 | 13 | 44 | 26 | 18 |
| | 20 and over. | 1,187 | 548 | 639 | 747 | 425 | 322 | 440 | 123 | 317 | 303 | 211 | 92 |
| Animistic | Total | *52,902* | *26,284* | *26,618* | *440* | *430* | *10* | *52,462* | *25,854* | *26,608* | | | |
| | 0-10 | 16,001 | 7,830 | 8,171 | 12 | 12 | ... | 15,989 | 7,818 | 8,171 | ... | ... | ... |
| | 10-15 | 5,898 | 3,056 | 2,842 | 40 | 40 | ... | 5,858 | 3,016 | 2,842 | ... | ... | ... |
| | 15-20 | 4,193 | 1,907 | 2,286 | 30 | 30 | ... | 4,163 | 1,877 | 2,286 | ... | ... | ... |
| | 20 and over. | 26,810 | 13,491 | 13,319 | 358 | 348 | 10 | 26,452 | 13,143 | 13,309 | ... | ... | ... |
| **AGENCY, GANJAM.** | | | | | | | | | | | | | |
| All Religions | Total | *350,466* | *175,783* | *174,683* | *3,296* | *3,209* | *87* | *347,170* | *172,574* | *174,596* | *44* | *41* | *3* |
| | 0-10 | 108,910 | 54,435 | 54,475 | 126 | 113 | 13 | 108,784 | 54,322 | 54,462 | ... | ... | ... |
| | 10-15 | 36,537 | 19,196 | 17,341 | 354 | 333 | 21 | 36,183 | 18,863 | 17,320 | ... | ... | ... |
| | 15-20 | 32,132 | 15,554 | 16,578 | 474 | 467 | 7 | 31,658 | 15,087 | 16,571 | 1 | 1 | ... |
| | 20 and over. | 172,887 | 86,598 | 86,289 | 2,342 | 2,296 | 46 | 170,545 | 84,302 | 86,243 | 43 | 40 | 3 |
| Hindu | Total | *127,495* | *64,017* | *63,478* | *2,956* | *2,886* | *70* | *124,539* | *61,131* | *63,408* | *32* | *31* | *1* |
| | 0-10 | 40,969 | 20,469 | 20,500 | 100 | 89 | 11 | 40,869 | 20,380 | 20,489 | ... | ... | ... |
| | 10-15 | 13,260 | 7,065 | 6,195 | 304 | 285 | 19 | 12,956 | 6,780 | 6,176 | ... | ... | ... |
| | 15-20 | 10,873 | 5,510 | 5,363 | 428 | 421 | 7 | 10,445 | 5,089 | 5,356 | 1 | 1 | ... |
| | 20 and over. | 62,393 | 30,973 | 31,420 | 2,124 | 2,091 | 33 | 60,269 | 28,882 | 31,387 | 31 | 30 | 1 |
| Musalman | Total | *61* | *46* | *15* | *28* | *28* | ... | *33* | *18* | *15* | *2* | *2* | ... |
| | 0-10 | 6 | 4 | 2 | ... | ... | ... | 6 | 4 | 2 | ... | ... | ... |
| | 10-15 | 6 | 3 | 3 | 1 | 1 | ... | 5 | 2 | 3 | ... | ... | ... |
| | 15-20 | 7 | 6 | 1 | 6 | 6 | ... | 1 | ... | 1 | ... | ... | ... |
| | 20 and over. | 42 | 33 | 9 | 21 | 21 | ... | 21 | 12 | 9 | 2 | 2 | ... |
| Christian | Total | *1,896* | *976* | *920* | *75* | *67* | *8* | *1,821* | *909* | *912* | *10* | *8* | *2* |
| | 0-10 | 630 | 324 | 306 | 11 | 9 | 2 | 619 | 315 | 304 | ... | ... | ... |
| | 10-15 | 202 | 102 | 100 | 15 | 13 | 2 | 187 | 89 | 98 | ... | ... | ... |
| | 15-20 | 153 | 78 | 75 | 6 | 6 | ... | 147 | 72 | 75 | ... | ... | ... |
| | 20 and over. | 911 | 472 | 439 | 43 | 39 | 4 | 868 | 133 | 435 | 10 | 8 | 2 |
| Animistic | Total | *221,014* | *110,744* | *110,270* | *237* | *228* | *9* | *220,777* | *110,516* | *110,261* | | | |
| | 0-10 | 67,305 | 33,638 | 33,667 | 15 | 15 | ... | 67,290 | 33,623 | 33,667 | ... | ... | ... |
| | 10-15 | 23,069 | 12,026 | 11,043 | 34 | 34 | ... | 23,035 | 11,992 | 11,043 | ... | ... | ... |
| | 15-20 | 21,099 | 9,960 | 11,139 | 34 | 34 | ... | 21,065 | 9,926 | 11,139 | ... | ... | ... |
| | 20 and over. | 109,541 | 55,120 | 54,421 | 154 | 145 | 9 | 109,387 | 54,975 | 54,412 | ... | ... | ... |
| **VIZAGAPATAM.** | | | | | | | | | | | | | |
| All Religions | Total | *2,169,670* | *1,050,609* | *1,119,061* | *75,088* | *68,198* | *6,890* | *2,094,582* | *982,411* | *1,112,171* | *9,802* | *9,045* | *757* |
| | 0-10 | 583,459 | 286,167 | 297,292 | 3,210 | 2,587 | 623 | 580,249 | 283,580 | 296,669 | 230 | 192 | 38 |
| | 10-15 | 262,325 | 137,141 | 125,184 | 9,521 | 8,139 | 1,382 | 252,804 | 129,002 | 123,802 | 1,090 | 984 | 106 |
| | 15-20 | 179,048 | 92,220 | 86,828 | 9,531 | 8,455 | 1,076 | 169,517 | 83,765 | 85,752 | 1,812 | 1,694 | 118 |
| | 20 and over... | 1,144,838 | 535,081 | 609,757 | 52,826 | 49,017 | 3,809 | 1,092,012 | 486,064 | 605,948 | 6,670 | 6,175 | 495 |
| Hindu | Total | *2,141,249* | *1,036,742* | *1,104,507* | *71,140* | *65,373* | *5,767* | *2,070,109* | *971,369* | *1,098,740* | *7,981* | *7,848* | *133* |
| | 0-10 | 575,684 | 282,194 | 293,490 | 2,946 | 2,402 | 544 | 572,738 | 279,792 | 292,946 | 113 | 109 | 4 |
| | 10-15 | 258,767 | 135,343 | 123,424 | 8,912 | 7,748 | 1,164 | 249,855 | 127,595 | 122,260 | 835 | 818 | 17 |
| | 15-20 | 176,659 | 91,010 | 85,649 | 9,007 | 8,084 | 923 | 167,652 | 82,926 | 84,726 | 1,554 | 1,523 | 31 |
| | 20 and over... | 1,130,139 | 528,195 | 601,944 | 50,275 | 47,139 | 3,136 | 1,079,864 | 481,056 | 598,808 | 5,479 | 5,398 | 81 |
| Musalman | Total | *21,781* | *10,607* | *11,174* | *1,795* | *1,579* | *216* | *19,986* | *9,028* | *10,958* | *289* | *281* | *8* |
| | 0-10 | 5,981 | 3,087 | 2,894 | 87 | 65 | 22 | 5,894 | 3,022 | 2,872 | 3 | 3 | ... |
| | 10-15 | 2,739 | 1,392 | 1,347 | 237 | 184 | 53 | 2,502 | 1,208 | 1,294 | 27 | 25 | 2 |
| | 15-20 | 1,767 | 906 | 861 | 223 | 195 | 28 | 1,544 | 711 | 833 | 41 | 40 | 1 |
| | 20 and over | 11,294 | 5,222 | 6,072 | 1,248 | 1,135 | 113 | 10,046 | 4,087 | 5,959 | 218 | 213 | 5 |
| Christian | Total | *4,983* | *2,453* | *2,530* | *2,132* | *1,230* | *902* | *2,851* | *1,223* | *1,628* | *1,516* | *902* | *614* |
| | 0-10 | 1,289 | 642 | 647 | 177 | 120 | 57 | 1,112 | 522 | 590 | 114 | 80 | 34 |
| | 10-15 | 648 | 326 | 322 | 367 | 203 | 164 | 281 | 123 | 158 | 225 | 139 | 86 |
| | 15-20 | 495 | 248 | 247 | 295 | 170 | 125 | 200 | 78 | 122 | 211 | 125 | 86 |
| | 20 and over... | 2,551 | 1,237 | 1,314 | 1,293 | 737 | 556 | 1,258 | 500 | 758 | 966 | 558 | 408 |
| Others | Total | *1,657* | *807* | *850* | *21* | *16* | *5* | *1,636* | *791* | *845* | *16* | *14* | *2* |
| | 0-10 | 505 | 244 | 261 | ... | ... | ... | 505 | 244 | 261 | ... | ... | ... |
| | 10-15 | 171 | 80 | 91 | 5 | 4 | 1 | 166 | 76 | 90 | 3 | 2 | 1 |
| | 15-20 | 127 | 56 | 71 | 6 | 6 | ... | 121 | 50 | 71 | 6 | 6 | ... |
| | 20 and over... | 854 | 427 | 427 | 10 | 6 | 4 | 844 | 421 | 423 | 7 | 6 | 1 |

This content downloaded from 106.51.163.168 on Wed, 05 Jun 2024 15:15:17 +00:00
All use subject to https://about.jstor.org/terms

# TABLE VIII.

## Education by religion and age. Part I.—Districts and States—*continued.*

| RELIGIONS. | AGE. | POPULATION. | | | | | | | | | LITERATE IN ENGLISH. | | |
|---|---|---|---|---|---|---|---|---|---|---|---|---|---|
| | | TOTAL. | | | LITERATE. | | | ILLITERATE. | | | | | |
| | | Persons. | Males. | Females. | Persons. | Males. | Females. | Persons. | Males. | Females. | Persons. | Males. | Females. |
| 1 | 2 | 3 | 4 | 5 | 6 | 7 | 8 | 9 | 10 | 11 | 12 | 13 | 14 |
| **AGENCY, VIZAGAPATAM.** | | | | | | | | | | | | | |
| ALL RELIGIONS. | TOTAL | *1,020,151* | *511,221* | *508,930* | *11,434* | *10,831* | *603* | *1,008,717* | *500,390* | *508,327* | *519* | *488* | *31* |
| | 0-10 | 291,282 | 144,629 | 146,653 | 381 | 319 | 62 | 290,901 | 144,310 | 146,591 | 9 | 5 | 4 |
| | 10-15 | 111,422 | 59,789 | 51,633 | 1,005 | 892 | 113 | 110,417 | 58,897 | 51,520 | 12 | 11 | 1 |
| | 15-20 | 80,612 | 38,976 | 41,636 | 1,192 | 1,080 | 112 | 79,420 | 37,896 | 41,524 | 63 | 55 | 8 |
| | 20 and over | 536,835 | 267,827 | 269,008 | 8,856 | 8,540 | 316 | 527,979 | 259,287 | 268,692 | 435 | 417 | 18 |
| HINDU | TOTAL | *763,976* | *382,368* | *381,608* | *10,111* | *9,785* | *326* | *753,865* | *372,583* | *381,282* | *392* | *388* | *4* |
| | 0-10 | 216,894 | 107,419 | 109,475 | 286 | 260 | 26 | 216,608 | 107,159 | 109,449 | 2 | 2 | ... |
| | 10-15 | 85,350 | 45,551 | 39,799 | 814 | 761 | 53 | 84,536 | 44,790 | 39,746 | 7 | 7 | ... |
| | 15-20 | 60,011 | 29,591 | 30,420 | 999 | 956 | 43 | 59,012 | 28,635 | 30,377 | 39 | 37 | 2 |
| | 20 and over | 401,721 | 199,807 | 201,914 | 8,012 | 7,808 | 204 | 393,709 | 191,999 | 201,710 | 344 | 342 | 2 |
| MUSALMAN. | TOTAL | *2,094* | *1,049* | *1,045* | *166* | *159* | *7* | *1,928* | *890* | *1,038* | *8* | *8* | ... |
| | 0-10 | 511 | 260 | 251 | 4 | 4 | ... | 507 | 256 | 251 | ... | ... | ... |
| | 10-15 | 192 | 109 | 83 | 13 | 12 | 1 | 179 | 97 | 82 | ... | ... | ... |
| | 15-20 | 149 | 57 | 92 | 9 | 8 | 1 | 140 | 49 | 91 | 2 | 2 | ... |
| | 20 and over | 1,242 | 623 | 619 | 140 | 135 | 5 | 1,102 | 488 | 614 | 6 | 6 | ... |
| CHRISTIAN. | TOTAL | *9,753* | *4,929* | *4,824* | *784* | *532* | *252* | *8,969* | *4,397* | *4,572* | *119* | *92* | *27* |
| | 0-10 | 2,975 | 1,424 | 1,551 | 79 | 45 | 34 | 2,896 | 1,379 | 1,517 | 7 | 3 | 4 |
| | 10-15 | 1,089 | 624 | 465 | 156 | 98 | 58 | 933 | 526 | 407 | 5 | 4 | 1 |
| | 15-20 | 800 | 396 | 404 | 161 | 93 | 68 | 639 | 303 | 336 | 22 | 16 | 6 |
| | 20 and over | 4,889 | 2,485 | 2,404 | 388 | 296 | 92 | 4,501 | 2,189 | 2,312 | 85 | 69 | 16 |
| ANIMISTIC | TOTAL | *244,328* | *122,875* | *121,453* | *373* | *355* | *18* | *243,955* | *122,520* | *121,435* | ... | ... | ... |
| | 0-10 | 70,902 | 35,526 | 35,376 | 12 | 10 | 2 | 70,890 | 35,516 | 35,374 | ... | ... | ... |
| | 10-15 | 24,791 | 13,505 | 11,286 | 22 | 21 | 1 | 24,769 | 13,484 | 11,285 | ... | ... | ... |
| | 15-20 | 19,652 | 8,932 | 10,720 | 23 | 23 | ... | 19,629 | 8,909 | 10,720 | ... | ... | ... |
| | 20 and over | 128,983 | 64,912 | 64,071 | 316 | 301 | 15 | 128,667 | 64,611 | 64,056 | ... | ... | ... |
| **GODAVARI.** | | | | | | | | | | | | | |
| ALL RELIGIONS. | TOTAL | *1,445,957* | *707,702* | *738,255* | *85,529* | *74,253* | *11,276* | *1,360,428* | *633,449* | *726,979* | *10,367* | *9,714* | *653* |
| | 0-10 | 393,552 | 193,035 | 196,517 | 3,316 | 2,405 | 911 | 392,236 | 190,630 | 195,606 | 160 | 116 | 44 |
| | 10-15 | 178,338 | 96,104 | 82,234 | 12,153 | 9,796 | 2,357 | 166,185 | 86,308 | 79,877 | 1,098 | 1,002 | 96 |
| | 15-20 | 120,016 | 58,494 | 61,522 | 11,770 | 9,592 | 2,178 | 108,246 | 48,902 | 59,344 | 1,945 | 1,841 | 104 |
| | 20 and over | 752,051 | 354,069 | 397,982 | 58,290 | 52,460 | 5,830 | 693,761 | 301,609 | 392,152 | 7,164 | 6,755 | 409 |
| HINDU | TOTAL | *1,412,861* | *691,267* | *721,594* | *79,549* | *69,882* | *9,667* | *1,333,312* | *621,385* | *711,927* | *8,667* | *8,485* | *182* |
| | 0-10 | 387,060 | 194,853 | 192,207 | 2,987 | 2,223 | 764 | 384,073 | 192,630 | 191,443 | 85 | 78 | 7 |
| | 10-15 | 174,295 | 94,003 | 80,292 | 11,141 | 9,149 | 1,995 | 163,151 | 84,854 | 78,297 | 936 | 898 | 38 |
| | 15-20 | 117,177 | 57,087 | 60,090 | 10,923 | 9,023 | 1,900 | 106,254 | 48,064 | 58,190 | 1,671 | 1,630 | 41 |
| | 20 and over | 734,329 | 345,324 | 389,005 | 54,495 | 49,487 | 5,008 | 679,834 | 295,837 | 383,997 | 5,975 | 5,879 | 96 |
| MUSALMAN. | TOTAL | *24,447* | *12,058* | *12,389* | *3,159* | *2,766* | *393* | *21,288* | *9,292* | *11,996* | *429* | *425* | *4* |
| | 0-10 | 6,238 | 3,071 | 3,167 | 98 | 80 | 18 | 6,140 | 2,991 | 3,149 | 7 | 7 | ... |
| | 10-15 | 2,925 | 1,511 | 1,417 | 434 | 349 | 85 | 2,494 | 1,162 | 1,332 | 24 | 23 | 1 |
| | 15-20 | 2,081 | 1,027 | 1,054 | 374 | 306 | 68 | 1,707 | 721 | 986 | 71 | 71 | ... |
| | 20 and over | 13,200 | 6,449 | 6,751 | 2,253 | 2,031 | 222 | 10,947 | 4,418 | 6,529 | 327 | 324 | 3 |
| CHRISTIAN. | TOTAL | *8,240* | *4,157* | *4,083* | *2,754* | *1,550* | *1,204* | *5,486* | *2,607* | *2,879* | *1,253* | *788* | *465* |
| | 0-10 | 2,131 | 1,050 | 1,081 | 227 | 98 | 129 | 1,904 | 952 | 952 | 68 | 31 | 37 |
| | 10-15 | 1,063 | 558 | 505 | 560 | 285 | 275 | 503 | 273 | 230 | 137 | 80 | 57 |
| | 15-20 | 720 | 359 | 361 | 458 | 252 | 206 | 262 | 107 | 155 | 201 | 139 | 62 |
| | 20 and over | 4,326 | 2,190 | 2,136 | 1,509 | 915 | 594 | 2,817 | 1,275 | 1,542 | 847 | 538 | 309 |
| OTHERS | TOTAL | *409* | *220* | *189* | *67* | *55* | *12* | *342* | *165* | *177* | *18* | *16* | *2* |
| | 0-10 | 123 | 61 | 62 | 4 | 4 | ... | 119 | 57 | 62 | ... | ... | ... |
| | 10-15 | 52 | 32 | 20 | 15 | 13 | 2 | 37 | 19 | 18 | 1 | 1 | ... |
| | 15-20 | 38 | 21 | 17 | 15 | 11 | 4 | 23 | 10 | 13 | 2 | 1 | 1 |
| | 20 and over | 196 | 106 | 90 | 33 | 27 | 6 | 163 | 79 | 84 | 5 | 14 | 1 |
| **AGENCY, GODAVARI.** | | | | | | | | | | | | | |
| ALL RELIGIONS. | TOTAL | *206,902* | *104,496* | *102,406* | *4,481* | *3,964* | *517* | *202,421* | *100,532* | *101,889* | *480* | *464* | *16* |
| | 0-10 | 62,526 | 30,859 | 31,667 | 120 | 90 | 30 | 62,406 | 30,769 | 31,637 | 2 | 1 | 1 |
| | 10-15 | 24,086 | 12,648 | 11,438 | 551 | 430 | 121 | 23,535 | 12,218 | 11,317 | 33 | 30 | 3 |
| | 15-20 | 16,844 | 8,263 | 8,581 | 563 | 458 | 105 | 16,281 | 7,805 | 8,476 | 57 | 54 | 3 |
| | 20 and over | 103,446 | 52,726 | 50,720 | 3,247 | 2,986 | 261 | 100,199 | 49,740 | 50,459 | 388 | 379 | 9 |
| HINDU | TOTAL | *182,451* | *92,255* | *90,196* | *3,959* | *3,574* | *385* | *178,492* | *88,681* | *89,811* | *417* | *409* | *8* |
| | 0-10 | 54,839 | 27,091 | 27,748 | 111 | 85 | 26 | 54,728 | 27,006 | 27,722 | 1 | 1 | ... |
| | 10-15 | 21,377 | 11,270 | 10,107 | 495 | 401 | 94 | 20,882 | 10,869 | 10,013 | 31 | 29 | 2 |
| | 15-20 | 14,737 | 7,287 | 7,450 | 490 | 418 | 72 | 14,247 | 6,869 | 7,378 | 51 | 49 | 2 |
| | 20 and over | 91,498 | 46,607 | 44,891 | 2,863 | 2,670 | 193 | 88,635 | 43,937 | 44,698 | 334 | 330 | 4 |
| MUSALMAN. | TOTAL | *2,580* | *1,314* | *1,266* | *210* | *205* | *5* | *2,370* | *1,109* | *1,261* | *25* | *25* | ... |
| | 0-10 | 724 | 335 | 389 | 4 | 3 | 1 | 720 | 332 | 388 | ... | ... | ... |
| | 10-15 | 267 | 156 | 111 | 13 | 11 | 2 | 254 | 145 | 109 | 1 | 1 | ... |
| | 15-20 | 213 | 94 | 119 | 21 | 21 | ... | 192 | 73 | 119 | 4 | 4 | ... |
| | 20 and over | 1,376 | 729 | 647 | 172 | 170 | 2 | 1,204 | 559 | 645 | 20 | 20 | ... |
| CHRISTIAN. | TOTAL | *1,616* | *800* | *816* | *298* | *171* | *127* | *1,318* | *629* | *689* | *37* | *29* | *8* |
| | 0-10 | 469 | 219 | 250 | 5 | 2 | 3 | 464 | 217 | 247 | 1 | ... | 1 |
| | 10-15 | 197 | 94 | 103 | 43 | 18 | 25 | 154 | 76 | 78 | 1 | ... | 1 |
| | 15-20 | 145 | 54 | 91 | 48 | 15 | 33 | 97 | 39 | 58 | 2 | 1 | 1 |
| | 20 and over | 805 | 433 | 372 | 202 | 136 | 66 | 603 | 297 | 306 | 33 | 28 | 5 |
| ANIMISTIC. | TOTAL | *20,255* | *10,127* | *10,128* | *14* | *14* | ... | *20,241* | *10,113* | *10,128* | *1* | *1* | ... |
| | 0-10 | 6,494 | 3,214 | 3,280 | ... | ... | ... | 6,494 | 3,214 | 3,280 | ... | ... | ... |
| | 10-15 | 2,245 | 1,128 | 1,117 | ... | ... | ... | 2,245 | 1,128 | 1,117 | ... | ... | ... |
| | 15-20 | 1,749 | 828 | 921 | 4 | 4 | ... | 1,745 | 824 | 921 | ... | ... | ... |
| | 20 and over | 9,767 | 4,957 | 4,810 | 10 | 10 | ... | 9,757 | 4,947 | 4,810 | 1 | 1 | ... |

This content downloaded from 106.51.163.168 on Wed, 05 Jun 2024 15:15:17 +00:00
All use subject to https://about.jstor.org/terms

# TABLE VIII.

## Education by religion and age. Part I.—Districts and States—*continued.*

| RELIGIONS. | AGE. | POPULATION. Total. Persons. | Total. Males. | Total. Females. | Literate. Persons. | Literate. Males. | Literate. Females. | Illiterate. Persons. | Illiterate. Males. | Illiterate. Females. | Literate in English. Persons. | Literate in English. Males. | Literate in English. Females. |
|---|---|---|---|---|---|---|---|---|---|---|---|---|---|
| 1 | 2 | 3 | 4 | 5 | 6 | 7 | 8 | 9 | 10 | 11 | 12 | 13 | 14 |
| **KISTNA.** | | | | | | | | | | | | | |
| All Religions | Total ... | *1,997,535* | *994,961* | *1,002,574* | *128,461* | *112,262* | *16,199* | *1,869,074* | *882,699* | *986,375* | *11,888* | *11,296* | *592* |
| | 0-10 ... | 544,894 | 270,602 | 274,292 | 5,828 | 4,676 | 1,152 | 539,066 | 265,926 | 273,140 | 289 | 254 | 35 |
| | 10-15 ... | 249,684 | 132,464 | 117,220 | 18,469 | 14,684 | 3,785 | 231,215 | 117,780 | 113,435 | 1,338 | 1,208 | 130 |
| | 15-20 ... | 172,330 | 86,075 | 86,255 | 17,831 | 14,631 | 3,200 | 154,499 | 71,444 | 83,055 | 2,333 | 2,207 | 126 |
| | 20 and over... | 1,030,627 | 505,820 | 524,807 | 86,333 | 78,271 | 8,062 | 944,294 | 427,549 | 516,745 | 7,928 | 7,627 | 301 |
| Hindu | Total ... | *1,875,458* | *933,429* | *942,029* | *116,734* | *103,568* | *13,166* | *1,758,724* | *829,861* | *928,863* | *10,067* | *9,909* | *158* |
| | 0-10 ... | 510,874 | 254,056 | 256,818 | 5,305 | 4,370 | 935 | 505,569 | 249,686 | 255,883 | 224 | 219 | 5 |
| | 10-15 ... | 234,319 | 124,395 | 109,924 | 16,840 | 13,708 | 3,132 | 217,479 | 110,887 | 106,792 | 1,130 | 1,095 | 35 |
| | 15-20 ... | 161,552 | 80,562 | 80,990 | 16,194 | 13,513 | 2,681 | 145,358 | 67,049 | 78,309 | 1,987 | 1,936 | 51 |
| | 20 and over... | 968,713 | 474,416 | 494,297 | 78,395 | 71,977 | 6,418 | 890,318 | 402,439 | 487,879 | 6,726 | 6,659 | 67 |
| Musalman. | Total ... | *70,733* | *35,707* | *35,026* | *6,370* | *5,210* | *1,160* | *64,363* | *30,497* | *33,866* | *642* | *629* | *13* |
| | 0-10 ... | 19,673 | 9,737 | 9,936 | 214 | 132 | 82 | 19,459 | 9,605 | 9,854 | 10 | 10 | ... |
| | 10-15 ... | 8,853 | 4,688 | 4,165 | 724 | 502 | 222 | 8,129 | 4,186 | 3,943 | 63 | 60 | 3 |
| | 15-20 ... | 6,274 | 3,160 | 3,114 | 849 | 637 | 212 | 5,425 | 2,523 | 2,902 | 110 | 107 | 3 |
| | 20 and over... | 35,933 | 18,122 | 17,811 | 4,583 | 3,939 | 644 | 31,350 | 14,183 | 17,167 | 459 | 452 | 7 |
| Christian | Total ... | *49,863* | *25,070* | *24,793* | *5,327* | *3,460* | *1,867* | *44,536* | *21,610* | *22,926* | *1,166* | *747* | *419* |
| | 0-10 ... | 13,878 | 6,581 | 7,297 | 309 | 174 | 135 | 13,569 | 6,407 | 7,162 | 55 | 25 | 30 |
| | 10-15 ... | 6,326 | 3,284 | 3,042 | 904 | 473 | 431 | 5,422 | 2,811 | 2,611 | 145 | 53 | 92 |
| | 15-20 ... | 4,384 | 2,290 | 2,094 | 787 | 480 | 307 | 3,597 | 1,810 | 1,787 | 236 | 164 | 72 |
| | 20 and over... | 25,275 | 12,915 | 12,360 | 3,327 | 2,333 | 994 | 21,948 | 10,582 | 11,366 | 730 | 505 | 225 |
| Others ... | Total ... | *1,481* | *755* | *726* | *30* | *24* | *6* | *1,451* | *731* | *720* | *13* | *11* | *2* |
| | 0-10 ... | 469 | 228 | 241 | ... | ... | ... | 469 | 228 | 241 | ... | ... | ... |
| | 10-15 ... | 186 | 97 | 89 | 1 | 1 | ... | 185 | 96 | 89 | ... | ... | ... |
| | 15-20 ... | 120 | 63 | 57 | 1 | 1 | ... | 119 | 62 | 57 | ... | ... | ... |
| | 20 and over... | 706 | 367 | 339 | 28 | 22 | 6 | 678 | 345 | 333 | 13 | 11 | 2 |
| **GUNTUR.** | | | | | | | | | | | | | |
| All Religions | Total ... | *1,697,551* | *856,665* | *840,886* | *102,020* | *93,456* | *8,564* | *1,595,531* | *763,209* | *832,322* | *6,275* | *6,071* | *204* |
| | 0-10 ... | 437,309 | 215,810 | 221,499 | 2,941 | 2,375 | 566 | 434,368 | 213,435 | 220,933 | 50 | 47 | 3 |
| | 10-15 ... | 209,633 | 109,433 | 100,200 | 13,542 | 11,675 | 1,867 | 196,091 | 97,758 | 98,333 | 562 | 543 | 19 |
| | 15-20 ... | 144,262 | 73,510 | 70,752 | 13,670 | 11,937 | 1,733 | 130,592 | 61,573 | 69,019 | 1,362 | 1,333 | 29 |
| | 20 and over... | 906,347 | 457,912 | 448,435 | 71,867 | 67,469 | 4,398 | 834,480 | 390,443 | 444,037 | 4,301 | 4,148 | 153 |
| Hindu | Total ... | *1,447,410* | *729,222* | *718,188* | *91,594* | *84,871* | *6,723* | *1,355,816* | *644,351* | *711,465* | *5,191* | *5,141* | *50* |
| | 0-10 ... | 366,717 | 180,945 | 185,772 | 2,654 | 2,179 | 475 | 364,063 | 178,766 | 185,297 | 39 | 38 | 1 |
| | 10-15 ... | 177,678 | 92,573 | 85,105 | 11,995 | 10,538 | 1,457 | 165,683 | 82,035 | 83,648 | 478 | 470 | 8 |
| | 15-20 ... | 122,725 | 63,035 | 59,690 | 12,046 | 10,728 | 1,318 | 110,679 | 52,307 | 58,372 | 1,109 | 1,098 | 11 |
| | 20 and over... | 780,290 | 392,669 | 387,621 | 64,899 | 61,426 | 3,473 | 715,391 | 331,243 | 384,148 | 3,565 | 3,535 | 30 |
| Musalman. | Total ... | *117,272* | *59,523* | *57,749* | *4,821* | *4,454* | *367* | *112,451* | *55,069* | *57,382* | *335* | *330* | *5* |
| | 0-10 ... | 33,760 | 16,739 | 17,021 | 133 | 100 | 33 | 33,627 | 16,639 | 16,988 | 4 | 3 | 1 |
| | 10-15 ... | 15,353 | 7,988 | 7,365 | 604 | 518 | 86 | 14,749 | 7,470 | 7,279 | 18 | 18 | ... |
| | 15-20 ... | 10,170 | 5,013 | 5,157 | 625 | 561 | 64 | 9,545 | 4,452 | 5,093 | 60 | 59 | 1 |
| | 20 and over... | 57,989 | 29,783 | 28,206 | 3,459 | 3,275 | 184 | 54,530 | 26,508 | 28,022 | 253 | 250 | 3 |
| Christian | Total ... | *123,707* | *63,250* | *60,457* | *5,477* | *4,008* | *1,469* | *118,230* | *59,242* | *58,988* | *733* | *586* | *147* |
| | 0-10 ... | 33,883 | 16,708 | 17,175 | 154 | 96 | 58 | 33,729 | 16,612 | 17,117 | 7 | 6 | 1 |
| | 10-15 ... | 15,471 | 8,278 | 7,193 | 929 | 606 | 323 | 14,542 | 7,672 | 6,870 | 62 | 52 | 10 |
| | 15-20 ... | 10,637 | 5,106 | 5,531 | 979 | 628 | 351 | 9,658 | 4,478 | 5,180 | 192 | 175 | 17 |
| | 20 and over ... | 63,716 | 33,158 | 30,558 | 3,415 | 2,678 | 737 | 60,301 | 30,480 | 29,821 | 472 | 353 | 119 |
| Animistic | Total ... | *9,069* | *4,582* | *4,487* | *44* | *43* | *1* | *9,025* | *4,539* | *4,486* | ... | ... | ... |
| | 0-10 ... | 2,948 | 1,417 | 1,531 | ... | ... | ... | 2,948 | 1,417 | 1,531 | ... | ... | ... |
| | 10-15 ... | 1,118 | 582 | 536 | 3 | 3 | ... | 1,115 | 579 | 536 | ... | ... | ... |
| | 15-20 ... | 712 | 338 | 374 | 2 | 2 | ... | 710 | 336 | 374 | ... | ... | ... |
| | 20 and over... | 4,291 | 2,245 | 2,046 | 39 | 38 | 1 | 4,252 | 2,207 | 2,045 | ... | ... | ... |
| **NELLORE.** | | | | | | | | | | | | | |
| All Religions | Total ... | *1,328,152* | *665,305* | *662,847* | *67,432* | *61,218* | *6,214* | *1,260,720* | *604,087* | *656,633* | *5,257* | *4,795* | *462* |
| | 0-10 ... | 314,386 | 154,992 | 159,394 | 1,944 | 1,478 | 466 | 312,442 | 153,514 | 158,928 | 103 | 73 | 30 |
| | 10-15 ... | 156,504 | 81,462 | 75,042 | 7,802 | 6,616 | 1,186 | 148,702 | 74,846 | 73,856 | 558 | 493 | 65 |
| | 15-20 ... | 101,719 | 53,310 | 48,409 | 7,988 | 6,852 | 1,136 | 93,751 | 46,478 | 47,273 | 937 | 805 | 132 |
| | 20 and over... | 755,543 | 375,541 | 380,002 | 49,718 | 46,292 | 3,426 | 705,825 | 329,249 | 376,576 | 3,659 | 3,424 | 235 |
| Hindu | Total ... | *1,136,263* | *568,060* | *568,203* | *59,588* | *54,983* | *4,605* | *1,076,675* | *513,077* | *563,598* | *3,854* | *3,791* | *63* |
| | 0-10 ... | 261,122 | 128,500 | 132,622 | 1,658 | 1,302 | 356 | 259,464 | 127,198 | 132,266 | 36 | 34 | 2 |
| | 10-15 ... | 132,726 | 68,871 | 63,855 | 6,768 | 5,855 | 913 | 125,958 | 63,016 | 62,942 | 415 | 405 | 10 |
| | 15-20 ... | 86,521 | 45,878 | 40,643 | 6,840 | 6,069 | 771 | 79,681 | 39,809 | 39,872 | 681 | 666 | 15 |
| | 20 and over | 655,894 | 324,811 | 331,083 | 44,322 | 41,757 | 2,565 | 611,572 | 283,054 | 328,518 | 2,722 | 2,686 | 36 |
| Musalman | Total ... | *81,799* | *41,592* | *40,207* | *4,834* | *4,410* | *424* | *76,965* | *37,182* | *39,783* | *382* | *378* | *4* |
| | 0-10 ... | 21,379 | 10,681 | 10,698 | 115 | 89 | 26 | 21,264 | 10,592 | 10,672 | 3 | 3 | ... |
| | 10-15 ... | 10,394 | 5,513 | 4,881 | 573 | 493 | 80 | 9,821 | 5,020 | 4,801 | 38 | 37 | 1 |
| | 15-20 ... | 6,611 | 3,427 | 3,184 | 603 | 520 | 83 | 6,008 | 2,907 | 3,101 | 62 | 61 | 1 |
| | 20 and over... | 43,415 | 21,971 | 21,444 | 3,543 | 3,308 | 235 | 39,872 | 18,663 | 21,209 | 279 | 277 | 2 |
| Christian | Total ... | *44,298* | *22,126* | *22,172* | *2,938* | *1,757* | *1,181* | *41,360* | *20,369* | *20,991* | *1,011* | *618* | *393* |
| | 0-10 ... | 11,671 | 5,765 | 5,906 | 163 | 82 | 81 | 11,508 | 5,683 | 5,825 | 60 | 33 | 27 |
| | 10-15 ... | 5,439 | 2,709 | 2,730 | 457 | 264 | 193 | 4,982 | 2,445 | 2,537 | 105 | 51 | 54 |
| | 15-20 ... | 3,414 | 1,686 | 1,728 | 519 | 237 | 282 | 2,895 | 1,449 | 1,446 | 194 | 78 | 116 |
| | 20 and over... | 23,774 | 11,966 | 11,808 | 1,799 | 1,174 | 625 | 21,975 | 10,792 | 11,183 | 652 | 456 | 196 |
| Animistic | Total ... | *65,780* | *33,519* | *32,261* | *62* | *61* | *1* | *65,718* | *33,458* | *32,260* | *2* | *2* | ... |
| | 0-10 ... | 20,209 | 10,042 | 10,167 | 2 | 1 | 1 | 20,207 | 10,041 | 10,166 | ... | ... | ... |
| | 10-15 ... | 7,944 | 4,369 | 3,575 | 4 | 4 | ... | 7,940 | 4,365 | 3,575 | ... | ... | ... |
| | 15-20 ... | 5,173 | 2,319 | 2,854 | 6 | 6 | ... | 5,167 | 2,313 | 2,854 | ... | ... | ... |
| | 20 and over... | 32,454 | 16,789 | 15,665 | 50 | 50 | ... | 32,404 | 16739 | 15,665 | 2 | 2 | ... |

This content downloaded from 106.51.163.168 on Wed, 05 Jun 2024 15:15:17 +00:00
All use subject to https://about.jstor.org/terms

# TABLE VIII.

## Education by religion and age. Part I.—Districts and States—*continued.*

| RELIGIONS | AGE. | POPULATION. | | | | | | | | | LITERATE IN ENGLISH. | | |
|---|---|---|---|---|---|---|---|---|---|---|---|---|---|
| | | TOTAL. | | | LITERATE. | | | ILLITERATE. | | | | | |
| | | Persons. | Males. | Females. | Persons. | Males. | Females. | Persons. | Males. | Females. | Persons. | Males. | Females. |
| 1 | 2 | 3 | 4 | 5 | 6 | 7 | 8 | 9 | 10 | 11 | 12 | 13 | 14 |
| **CUDDAPAH.** | | | | | | | | | | | | | |
| ALL RELIGIONS | TOTAL ... | *893,998* | *454,061* | *439,937* | *48,570* | *45,762* | *2,808* | *845,428* | *408,299* | *437,129* | *2,189* | *2,128* | *61* |
| | 0-10 ... | 202,688 | 100,277 | 102,411 | 1,427 | 1,179 | 248 | 201,261 | 99,098 | 102,163 | 18 | 17 | 1 |
| | 10-15 ... | 105,439 | 55,259 | 50,180 | 5,877 | 5,351 | 526 | 99,562 | 49,908 | 49,654 | 182 | 174 | 8 |
| | 15-20 ... | 65,882 | 35,530 | 30,352 | 5,240 | 4,826 | 414 | 60,642 | 30,704 | 29,938 | 288 | 276 | 12 |
| | 20 and over... | 519,989 | 262,995 | 256,994 | 36,026 | 34,406 | 1,620 | 483,963 | 228,589 | 255,374 | 1,701 | 1,661 | 40 |
| HINDU ... | TOTAL ... | *769,061* | *390,226* | *378,835* | *41,137* | *39,338* | *1,799* | *727,924* | *350,888* | *377,036* | *1,733* | *1,715* | *18* |
| | 0-10 ... | 169,501 | 83,830 | 85,671 | 1,051 | 941 | 110 | 168,450 | 82,889 | 85,561 | 6 | 6 | ... |
| | 10-15 ... | 90,239 | 47,254 | 42,985 | 4,823 | 4,512 | 311 | 85,416 | 42,742 | 42,674 | 149 | 145 | 4 |
| | 15-20 ... | 56,426 | 30,623 | 25,803 | 4,314 | 4,044 | 270 | 52,112 | 26,579 | 25,533 | 219 | 213 | 6 |
| | 20 and over... | 452,895 | 228,519 | 224,376 | 30,949 | 29,841 | 1,108 | 421,946 | 198,678 | 223,268 | 1,359 | 1,351 | 8 |
| MUSALMAN | TOTAL ... | *99,116* | *50,731* | *48,385* | *5,203* | *4,838* | *365* | *93,913* | *45,893* | *48,020* | *234* | *230* | *4* |
| | 0-10 ... | 26,524 | 13,122 | 13,402 | 189 | 154 | 35 | 26,335 | 12,968 | 13,367 | 4 | 4 | ... |
| | 10-15 ... | 12,403 | 6,691 | 5,712 | 623 | 568 | 55 | 11,780 | 6,123 | 5,657 | 18 | 18 | ... |
| | 15-20 ... | 7,600 | 4,067 | 3,533 | 677 | 618 | 59 | 6,923 | 3,449 | 3,474 | 45 | 44 | 1 |
| | 20 and over ... | 52,589 | 26,851 | 25,738 | 3,714 | 3,498 | 216 | 48,875 | 23,353 | 25,522 | 167 | 164 | 3 |
| CHRISTIAN | TOTAL ... | *22,408* | *11,350* | *11,058* | *2,208* | *1,564* | *644* | *20,200* | *9,786* | *10,414* | *222* | *183* | *39* |
| | 0-10 ... | 5,724 | 2,812 | 2,912 | 187 | 84 | 103 | 5,537 | 2,728 | 2,809 | 8 | 7 | 1 |
| | 10-15 ... | 2,431 | 1,139 | 1,292 | 429 | 269 | 160 | 2,002 | 870 | 1,132 | 15 | 11 | 4 |
| | 15-20 ... | 1,623 | 721 | 902 | 249 | 164 | 85 | 1,374 | 557 | 817 | 24 | 19 | 5 |
| | 20 and over... | 12,630 | 6,678 | 5,952 | 1,343 | 1,047 | 296 | 11,287 | 5,631 | 5,656 | 175 | 146 | 29 |
| OTHERS ... | TOTAL ... | *3,413* | *1,754* | *1,659* | *22* | *22* | ... | *3,391* | *1,732* | *1,659* | ... | ... | ... |
| | 0-10 ... | 939 | 513 | 426 | ... | ... | ... | 939 | 513 | 426 | ... | ... | ... |
| | 10-15 ... | 366 | 175 | 191 | 2 | 2 | ... | 364 | 173 | 191 | ... | ... | ... |
| | 15-20 ... | 233 | 119 | 114 | ... | ... | ... | 233 | 119 | 114 | ... | ... | ... |
| | 20 and over... | 1,875 | 947 | 928 | 20 | 20 | ... | 1,855 | 927 | 928 | ... | ... | ... |
| **KURNOOL.** | | | | | | | | | | | | | |
| ALL RELIGIONS | TOTAL ... | *935,199* | *471,426* | *463,773* | *48,360* | *45,516* | *2,844* | *886,839* | *425,910* | *460,929* | *2,570* | *2,481* | *89* |
| | 0-10 ... | 230,176 | 114,362 | 115,814 | 1,025 | 843 | 182 | 229,151 | 113,519 | 115,632 | 16 | 13 | 3 |
| | 10-15 ... | 113,689 | 59,246 | 54,443 | 5,437 | 4,923 | 514 | 108,252 | 54,323 | 53,929 | 173 | 166 | 7 |
| | 15-20 ... | 71,875 | 37,152 | 34,723 | 5,714 | 5,212 | 502 | 66,161 | 31,940 | 34,221 | 395 | 371 | 24 |
| | 20 and over... | 519,459 | 260,666 | 258,793 | 36,184 | 34,538 | 1,646 | 483,275 | 226,128 | 257,147 | 1,986 | 1,931 | 55 |
| HINDU ... | TOTAL ... | *770,172* | *387,477* | *382,695* | *40,251* | *38,331* | *1,920* | *729,921* | *349,146* | *380,775* | *1,829* | *1,801* | *28* |
| | 0-10 ... | 186,603 | 92,674 | 93,929 | 785 | 659 | 126 | 185,818 | 92,015 | 93,803 | 9 | 8 | 1 |
| | 10-15 ... | 93,208 | 48,336 | 44,872 | 4,412 | 4,080 | 332 | 88,796 | 44,256 | 44,540 | 134 | 133 | 1 |
| | 15-20 ... | 59,335 | 30,615 | 28,720 | 4,641 | 4,316 | 325 | 54,694 | 26,299 | 28,395 | 246 | 236 | 10 |
| | 20 and over... | 431,026 | 215,852 | 215,174 | 30,413 | 29,276 | 1,137 | 400,613 | 186,576 | 214,037 | 1,440 | 1,424 | 16 |
| MUSALMAN | TOTAL ... | *120,770* | *61,602* | *59,168* | *5,318* | *5,058* | *260* | *115,452* | *56,544* | *58,908* | *300* | *297* | *3* |
| | 0-10 ... | 31,777 | 15,795 | 15,982 | 104 | 86 | 18 | 31,673 | 15,709 | 15,964 | 1 | 1 | ... |
| | 10-15 ... | 14,893 | 7,919 | 6,974 | 498 | 458 | 40 | 14,395 | 7,461 | 6,934 | 11 | 11 | ... |
| | 15-20 ... | 9,161 | 4,847 | 4,314 | 621 | 580 | 41 | 8,540 | 4,267 | 4,273 | 51 | 51 | ... |
| | 20 and over ... | 64,939 | 33,041 | 31,898 | 4,095 | 3,934 | 161 | 60,844 | 29,107 | 31,737 | 237 | 234 | 3 |
| CHRISTIAN | TOTAL ... | *42,068* | *21,237* | *20,831* | *2,751* | *2,088* | *663* | *39,317* | *19,149* | *20,168* | *437* | *379* | *58* |
| | 0-10 ... | 11,159 | 5,578 | 5,581 | 184 | 96 | 38 | 11,025 | 5,482 | 5,543 | 5 | 3 | 2 |
| | 10-15 ... | 5,333 | 2,856 | 2,477 | 522 | 380 | 142 | 4,811 | 2,476 | 2,335 | 28 | 22 | 6 |
| | 15-20 ... | 3,215 | 1,625 | 1,590 | 445 | 309 | 136 | 2,770 | 1,316 | 1,454 | 98 | 84 | 14 |
| | 20 and over... | 22,361 | 11,178 | 11,183 | 1,650 | 1,303 | 347 | 20,711 | 9,875 | 10,836 | 306 | 270 | 36 |
| OTHERS ... | TOTAL ... | *2,189* | *1,110* | *1,079* | *40* | *39* | *1* | *2,149* | *1,071* | *1,078* | *4* | *4* | ... |
| | 0-10 ... | 637 | 315 | 322 | 2 | 2 | ... | 635 | 313 | 322 | 1 | 1 | ... |
| | 10-15 ... | 255 | 135 | 120 | 5 | 5 | ... | 250 | 130 | 120 | ... | ... | ... |
| | 15-20 ... | 164 | 65 | 99 | 7 | 7 | ... | 157 | 58 | 99 | ... | ... | ... |
| | 20 and over... | 1,133 | 595 | 538 | 26 | 25 | 1 | 1,107 | 570 | 537 | 3 | 3 | ... |
| **BELLARY.** | | | | | | | | | | | | | |
| ALL RELIGIONS | TOTAL ... | *969,436* | *490,843* | *478,593* | *51,683* | *49,183* | *2,500* | *917,753* | *441,660* | *476,093* | *4,270* | *3,840* | *430* |
| | 0-10 ... | 248,942 | 123,079 | 125,863 | 928 | 748 | 180 | 248,014 | 122,331 | 125,683 | 65 | 37 | 28 |
| | 10-15 ... | 118,344 | 60,854 | 57,490 | 5,357 | 4,900 | 457 | 112,987 | 55,954 | 57,033 | 311 | 239 | 72 |
| | 15-20 ... | 85,598 | 43,327 | 42,271 | 5,967 | 5,519 | 448 | 79,631 | 37,808 | 41,823 | 488 | 417 | 71 |
| | 20 and over... | 516,552 | 263,583 | 252,969 | 39,431 | 38,016 | 1,415 | 477,121 | 225,567 | 251,554 | 3,406 | 3,147 | 259 |
| HINDU ... | TOTAL ... | *869,755* | *439,315* | *430,440* | *44,565* | *42,990* | *1,575* | *825,190* | *396,325* | *428,865* | *2,418* | *2,393* | *25* |
| | 0-10 ... | 222,238 | 109,955 | 112,283 | 743 | 635 | 108 | 221,495 | 109,320 | 112,175 | 15 | 15 | ... |
| | 10-15 ... | 106,179 | 54,248 | 51,931 | 4,630 | 4,345 | 285 | 101,549 | 49,903 | 51,646 | 138 | 136 | 2 |
| | 15-20 ... | 76,578 | 38,726 | 37,852 | 5,238 | 4,948 | 290 | 71,340 | 33,778 | 37,562 | 319 | 313 | 6 |
| | 20 and over... | 464,760 | 236,386 | 228,374 | 33,954 | 33,062 | 892 | 430,806 | 203,324 | 227,482 | 1,946 | 1,929 | 17 |
| MUSALMAN | TOTAL ... | *93,681* | *48,105* | *45,576* | *4,490* | *4,264* | *226* | *89,191* | *43,841* | *45,350* | *363* | *359* | *4* |
| | 0-10 ... | 25,348 | 12,448 | 12,900 | 68 | 56 | 12 | 25,280 | 12,392 | 12,888 | 1 | ... | 1 |
| | 10-15 ... | 11,558 | 6,245 | 5,313 | 394 | 355 | 39 | 11,164 | 5,890 | 5,274 | 24 | 23 | 1 |
| | 15-20 ... | 8,449 | 4,313 | 4,136 | 411 | 379 | 32 | 8,038 | 3,934 | 4,104 | 39 | 39 | ... |
| | 20 and over... | 48,326 | 25,099 | 23,227 | 3,617 | 3,474 | 143 | 44,709 | 21,625 | 23,084 | 299 | 297 | 2 |
| CHRISTIAN | TOTAL ... | *4,481* | *2,494* | *1,987* | *2,135* | *1,447* | *688* | *2,346* | *1,047* | *1,299* | *1,483* | *1,082* | *401* |
| | 0-10 ... | 1,048 | 525 | 523 | 99 | 39 | 60 | 949 | 486 | 463 | 49 | 22 | 27 |
| | 10-15 ... | 430 | 242 | 188 | 296 | 157 | 133 | 140 | 85 | 55 | 149 | 80 | 69 |
| | 15-20 ... | 414 | 187 | 227 | 229 | 107 | 122 | 185 | 80 | 105 | 129 | 64 | 65 |
| | 20 and over... | 2,589 | 1,540 | 1,049 | 1,517 | 1,144 | 373 | 1,072 | 396 | 676 | 1,156 | 916 | 240 |
| OTHERS ... | TOTAL ... | *1,519* | *929* | *590* | *493* | *482* | *11* | *1,026* | *447* | *579* | *6* | *6* | ... |
| | 0-10 ... | 308 | 151 | 157 | 18 | 18 | ... | 290 | 133 | 157 | ... | ... | ... |
| | 10-15 ... | 177 | 119 | 58 | 43 | 43 | ... | 134 | 76 | 58 | ... | ... | ... |
| | 15-20 ... | 157 | 101 | 56 | 89 | 85 | 4 | 68 | 16 | 52 | 1 | 1 | ... |
| | 20 and over... | 877 | 558 | 319 | 343 | 336 | 7 | 534 | 222 | 312 | 5 | 5 | ... |



This content downloaded from 106.51.163.168 on Wed, 05 Jun 2024 15:15:17 +00:00
All use subject to https://about.jstor.org/terms

# TABLE VIII.

## Education by religion and age. Part I.—Districts and States—*continued*.

| RELIGIONS. | AGE. | POPULATION. | | | | | | | | | LITERATE IN ENGLISH. | | |
|---|---|---|---|---|---|---|---|---|---|---|---|---|---|
| | | TOTAL. | | | LITERATE. | | | ILLITERATE. | | | | | |
| | | Persons. | Males. | Females. | Persons. | Males. | Females. | Persons. | Males. | Females. | Persons. | Males. | Females. |
| 1 | 2 | 3 | 4 | 5 | 6 | 7 | 8 | 9 | 10 | 11 | 12 | 13 | 14 |
| **ANANTAPUR.** | | | | | | | | | | | | | |
| ALL RELIGIONS | TOTAL ... | ***963,223*** | ***494,232*** | ***468,991*** | ***45,626*** | ***43,135*** | ***2,491*** | ***917,597*** | ***451,097*** | ***466,500*** | ***2,936*** | ***2,690*** | ***246*** |
| | 0-10 ... | 238,349 | 117,526 | 120,823 | 1,098 | 924 | 174 | 237,251 | 116,602 | 120,649 | 50 | 31 | 19 |
| | 10-15 ... | 119,380 | 61,843 | 57,537 | 5,189 | 4,763 | 426 | 114,191 | 57,080 | 57,111 | 173 | 150 | 23 |
| | 15-20 ... | 79,589 | 41,689 | 37,900 | 5,334 | 4,900 | 434 | 74,255 | 36,789 | 37,466 | 329 | 298 | 31 |
| | 20 and over... | 525,905 | 273,174 | 252,731 | 34,005 | 32,548 | 1,457 | 491,900 | 240,626 | 251,274 | 2,384 | 2,211 | 173 |
| HINDU ... | TOTAL ... | ***876,471*** | ***449,555*** | ***426,916*** | ***39,099*** | ***37,257*** | ***1,842*** | ***837,372*** | ***412,298*** | ***425,074*** | ***2,137*** | ***2,103*** | ***34*** |
| | 0-10 ... | 214,199 | 105,817 | 108,382 | 941 | 820 | 121 | 213,258 | 104,997 | 108,261 | 21 | 18 | 3 |
| | 10-15 ... | 108,493 | 56,197 | 52,296 | 4,481 | 4 148 | 333 | 104,012 | 52,049 | 51,963 | 117 | 112 | 5 |
| | 15-20 ... | 72,441 | 37,889 | 34,552 | 4,472 | 4,155 | 317 | 67,969 | 33,734 | 34,235 | 249 | 243 | 6 |
| | 20 and over... | 481,338 | 249,652 | 231,686 | 29,205 | 28,134 | 1,071 | 452,133 | 221,518 | 230,615 | 1,750 | 1,730 | 20 |
| MUSALMAN | TOTAL ... | ***80,048*** | ***41,137*** | ***38,911*** | ***5,162*** | ***4903*** | ***259*** | ***74,886*** | ***36,234*** | ***38,652*** | ***209*** | ***205*** | ***4*** |
| | 0-10 ... | 22,441 | 10,960 | 11,481 | 94 | 79 | 15 | 22,347 | 10,881 | 11,466 | 2 | 2 | ... |
| | 10-15 ... | 10,086 | 5,224 | 4,862 | 535 | 496 | 39 | 9,551 | 4,728 | 4,823 | 10 | 10 | ... |
| | 15-20 ... | 6,560 | 3,495 | 3,065 | 652 | 597 | 55 | 5,908 | 2,898 | 3,010 | 30 | 29 | 1 |
| | 20 and over... | 40,961 | 21,458 | 19,503 | 3,881 | 3,731 | 150 | 37,080 | 17,727 | 19,353 | 167 | 164 | 3 |
| CHRISTIAN | TOTAL ... | ***3,636*** | ***1,935*** | ***1,701*** | ***1,155*** | ***772*** | ***383*** | ***2,481*** | ***1,163*** | ***1,318*** | ***572*** | ***369*** | ***203*** |
| | 0-10 ... | 963 | 466 | 497 | 60 | 23 | 37 | 903 | 443 | 460 | 25 | 10 | 15 |
| | 10-15 ... | 424 | 237 | 187 | 152 | 98 | 54 | 272 | 139 | 133 | 46 | 28 | 18 |
| | 15-20 ... | 353 | 194 | 159 | 181 | 120 | 61 | 172 | 74 | 98 | 50 | 26 | 24 |
| | 20 and over... | 1,896 | 1,038 | 858 | 762 | 531 | 231 | 1,134 | 507 | 627 | 451 | 305 | 146 |
| OTHERS ... | TOTAL ... | ***3,068*** | ***1,605*** | ***1,463*** | ***210*** | ***203*** | ***7*** | ***2,858*** | ***1,402*** | ***1,456*** | ***18*** | ***13*** | ***5*** |
| | 0-10 ... | 746 | 283 | 463 | 3 | 2 | 1 | 743 | 281 | 462 | 2 | 1 | 1 |
| | 10-15 ... | 377 | 185 | 192 | 21 | 21 | ... | 356 | 164 | 192 | ... | ... | ... |
| | 15-20 ... | 235 | 111 | 124 | 29 | 28 | 1 | 206 | 83 | 123 | ... | ... | ... |
| | 20 and over ... | 1,710 | 1,026 | 684 | 157 | 152 | 5 | 1,553 | 874 | 679 | 16 | 12 | 4 |
| **MADRAS.** | | | | | | | | | | | | | |
| ALL RELIGIONS | TOTAL ... | ***518,660*** | ***266,465*** | ***252,195*** | ***144,758*** | ***112,258*** | ***32,500*** | ***373,902*** | ***154,207*** | ***219,695*** | ***56,695*** | ***48,043*** | ***8,652*** |
| | 0-10 ... | 114,661 | 56,886 | 57,775 | 5,460 | 3,400 | 2,060 | 109,201 | 53,486 | 55,715 | 1,234 | 798 | 436 |
| | 10-15 ... | 52,816 | 27,709 | 25,107 | 15,925 | 10,625 | 5,300 | 36,891 | 17,084 | 19,807 | 5,511 | 4,225 | 1,286 |
| | 15-20 ... | 50,867 | 24,935 | 25,932 | 19,759 | 13,752 | 6,007 | 31,108 | 11,183 | 19,925 | 8,528 | 7,035 | 1,493 |
| | 20 and over... | 300,316 | 156,935 | 143,381 | 103,614 | 84,481 | 19,133 | 196,702 | 72,454 | 124,248 | 41,422 | 35,985 | 5,437 |
| HINDU | TOTAL ... | ***415,910*** | ***213,731*** | ***202,179*** | ***106,311*** | ***86,630*** | ***19,681*** | ***309,599*** | ***127,101*** | ***182,498*** | ***35,681*** | ***34,592*** | ***1,089*** |
| | 0-10 ... | 91,774 | 45,363 | 46,411 | 3,781 | 2,470 | 1,311 | 87,993 | 42,893 | 45,100 | 434 | 383 | 51 |
| | 10-15 ... | 41,427 | 21,8 4 | 19,543 | 11,524 | 8,130 | 3,394 | 29,903 | 13,754 | 16,149 | 3,161 | 2,927 | 234 |
| | 15-20 ... | 40,473 | 19,897 | 20,576 | 14,569 | 10,724 | 3,845 | 25,904 | 9,173 | 16,731 | 5,585 | 5,328 | 257 |
| | 20 and over... | 242,236 | 126,587 | 115,649 | 76,437 | 65,306 | 11,131 | 165,799 | 61,281 | 104,518 | 26,501 | 25,954 | 547 |
| MUSALMAN | TOTAL ... | ***59,169*** | ***30,984*** | ***28,185*** | ***13,809*** | ***11,674*** | ***2,135*** | ***45,360*** | ***19,310*** | ***26,050*** | ***3,130*** | ***3,056*** | ***74*** |
| | 0-10 ... | 13,016 | 6,602 | 6,414 | 411 | 314 | 97 | 12,605 | 6,288 | 6,317 | 42 | 39 | 3 |
| | 10-15 ... | 6,482 | 3,449 | 3,033 | 1,249 | 921 | 328 | 5,233 | 2,528 | 2,705 | 293 | 279 | 14 |
| | 15-20 ... | 5,762 | 2,945 | 2,817 | 1,734 | 1,353 | 381 | 4,028 | 1,592 | 2,436 | 497 | 482 | 15 |
| | 20 and over... | 33,909 | 17,988 | 15,921 | 10,415 | 9,086 | 1,329 | 23,494 | 8,902 | 14,592 | 2,298 | 2,256 | 42 |
| CHRISTIAN | TOTAL ... | ***41,814*** | ***20,584*** | ***21,230*** | ***23,563*** | ***13,047*** | ***10,516*** | ***18,251*** | ***7,537*** | ***10,714*** | ***17,569*** | ***10,145*** | ***7,424*** |
| | 0-10 ... | 9,587 | 4,781 | 4,806 | 1,237 | 597 | 640 | 8,350 | 4,184 | 4,166 | 750 | 372 | 378 |
| | 10-15 ... | 4,742 | 2,266 | 2,476 | 3,034 | 1,485 | 1,549 | 1,708 | 781 | 927 | 2,020 | 996 | 1,024 |
| | 15-20 ... | 4,394 | 1,921 | 2,473 | 3,282 | 1,530 | 1,752 | 1,112 | 391 | 721 | 2,403 | 1,196 | 1,207 |
| | 20 and over ... | 23,091 | 11,616 | 11,475 | 16,010 | 9,435 | 6,575 | 7,081 | 2,181 | 4,900 | 12,396 | 7,581 | 4,815 |
| OTHERS ... | TOTAL ... | ***1,767*** | ***1,166*** | ***601*** | ***1,075*** | ***907*** | ***168*** | ***692*** | ***259*** | ***433*** | ***315*** | ***250*** | ***65*** |
| | 0-10 ... | 284 | 140 | 144 | 31 | 19 | 12 | 253 | 121 | 132 | 8 | 4 | 4 |
| | 10-15 ... | 165 | 110 | 55 | 118 | 89 | 29 | 47 | 21 | 26 | 37 | 23 | 14 |
| | 15-20 ... | 238 | 172 | 66 | 174 | 145 | 29 | 64 | 27 | 37 | 43 | 29 | 14 |
| | 20 and over... | 1,080 | 744 | 336 | 752 | 654 | 98 | 328 | 90 | 238 | 227 | 194 | 33 |
| **CHINGLEPUT.** | | | | | | | | | | | | | |
| ALL RELIGIONS | TOTAL ... | ***1,406,008*** | ***705,641*** | ***700,367*** | ***124,324*** | ***113,930*** | ***10,394*** | ***1,281,684*** | ***591,711*** | ***689,973*** | ***13,142*** | ***11,663*** | ***1,479*** |
| | 0-10 ... | 385,383 | 189,263 | 196,120 | 3,714 | 3,019 | 695 | 381,669 | 186,244 | 195,425 | 321 | 246 | 75 |
| | 10-15 ... | 161,934 | 85,105 | 76,829 | 12,529 | 10,898 | 1,631 | 149,405 | 74,207 | 75,198 | 1,240 | 1,092 | 148 |
| | 15-20 ... | 123,107 | 61,551 | 61,556 | 13,430 | 11,585 | 1,845 | 109,677 | 49,966 | 59,711 | 1,772 | 1,572 | 200 |
| | 20 and over... | 735,584 | 369,722 | 365,862 | 94,651 | 88,428 | 6,223 | 640,933 | 281,294 | 359,639 | 9,809 | 8,753 | 1,056 |
| HINDU ... | TOTAL ... | ***1,342,376*** | ***673,290*** | ***669,088*** | ***112,148*** | ***104,651*** | ***7,497*** | ***1,230,230*** | ***568,639*** | ***661,591*** | ***9,032*** | ***8,917*** | ***115*** |
| | 0-10 ... | 367,858 | 180,559 | 187,299 | 3,228 | 2,673 | 555 | 364,630 | 177,886 | 186,744 | 125 | 123 | 2 |
| | 10-15 ... | 152,352 | 81,024 | 73,328 | 11,207 | 9,920 | 1,287 | 143,145 | 71,104 | 72,041 | 847 | 823 | 24 |
| | 15-20 ... | 117,300 | 58,654 | 58,646 | 11,841 | 10,569 | 1,272 | 105,459 | 48,085 | 57,374 | 1,331 | 1,312 | 19 |
| | 20 and over... | 702,868 | 353,053 | 349,815 | 85,872 | 81,489 | 4,383 | 616,996 | 271,564 | 345,432 | 6,729 | 6,659 | 70 |
| MUSALMAN | TOTAL ... | ***31,604*** | ***16,314*** | ***15,290*** | ***5,634*** | ***5,173*** | ***461*** | ***25,970*** | ***11,141*** | ***14,829*** | ***601*** | ***589*** | ***12*** |
| | 0-10 ... | 8,782 | 4,374 | 4,408 | 148 | 117 | 31 | 8,634 | 4,257 | 4,377 | 14 | 14 | ... |
| | 10-15 ... | 3,713 | 2,027 | 1,686 | 507 | 436 | 71 | 3,206 | 1,591 | 1,615 | 59 | 57 | 2 |
| | 15 20 ... | 2,926 | 1,455 | 1,471 | 623 | 553 | 70 | 2,303 | 902 | 1,401 | 65 | 63 | 2 |
| | 20 and over... | 16,183 | 8,458 | 7,725 | 4,356 | 4,067 | 289 | 11,827 | 4,391 | 7,436 | 463 | 455 | 8 |
| CHRISTIAN | TOTAL ... | ***30,377*** | ***15,174*** | ***15,203*** | ***6,361*** | ***3,944*** | ***2,417*** | ***24,016*** | ***11,230*** | ***12,786*** | ***3,467*** | ***2,120*** | ***1,347*** |
| | 0-10 ... | 8,268 | 4,093 | 4,175 | 335 | 226 | 109 | 7,933 | 3,867 | 4,066 | 181 | 108 | 73 |
| | 10-15 ... | 3,661 | 1,929 | 1,732 | 785 | 517 | 268 | 2,876 | 1,412 | 1,464 | 323 | 202 | 121 |
| | 15-20 ... | 2,742 | 1,379 | 1,363 | 943 | 445 | 498 | 1,799 | 934 | 865 | 373 | 196 | 177 |
| | 20 and over... | 15,706 | 7,773 | 7,933 | 4,298 | 2,756 | 1,542 | 11,408 | 5,017 | 6,391 | 2,590 | 1,614 | 976 |
| OTHERS ... | TOTAL ... | ***1,649*** | ***863*** | ***786*** | ***181*** | ***162*** | ***19*** | ***1,468*** | ***701*** | ***767*** | ***42*** | ***37*** | ***5*** |
| | 0-10 ... | 475 | 237 | 238 | 3 | 3 | ... | 472 | 234 | 238 | 1 | 1 | ... |
| | 10-15 ... | 208 | 125 | 83 | 30 | 25 | 5 | 178 | 100 | 78 | 11 | 10 | 1 |
| | 15-20 ... | 139 | 63 | 76 | 23 | 18 | 5 | 116 | 45 | 71 | 3 | 1 | 2 |
| | 20 and over... | 827 | 438 | 389 | 125 | 116 | 9 | 702 | 322 | 380 | 27 | 25 | 2 |

This content downloaded from 106.51.163.168 on Wed, 05 Jun 2024 15:15:17 +00:00
All use subject to https://about.jstor.org/terms

# TABLE VIII.

## Education by religion and age. Part I.—Districts and States—*continued.*

| RELIGIONS. | AGE. | POPULATION. | | | | | | | | | LITERATE IN ENGLISH. | | |
|---|---|---|---|---|---|---|---|---|---|---|---|---|---|
| | | TOTAL. | | | LITERATE. | | | ILLITERATE. | | | | | |
| | | Persons. | Males. | Females. | Persons. | Males. | Females. | Persons. | Males. | Females. | Persons. | Males. | Females. |
| 1 | 2 | 3 | 4 | 5 | 6 | 7 | 8 | 9 | 10 | 11 | 12 | 13 | 14 |
| **CHITTOOR.** | | | | | | | | | | | | | |
| ALL RELIGIONS | TOTAL ... | *1,238,742* | *629,379* | *609,363* | *66,339* | *62,481* | *3,858* | *1,172,403* | *566,898* | *605,505* | *4,808* | *4,562* | *246* |
| | 0-10 | 313,566 | 154,164 | 159,402 | 1,792 | 1,513 | 279 | 311,774 | 152,651 | 159,123 | 65 | 51 | 14 |
| | 10-15 | 138,421 | 72,883 | 65,538 | 7,079 | 6,376 | 703 | 131,342 | 66,507 | 64,835 | 402 | 372 | 30 |
| | 15-20 | 97,603 | 51,640 | 45,963 | 7,519 | 6,796 | 715 | 90,092 | 44,844 | 45,248 | 709 | 658 | 51 |
| | 20 and over... | 689,152 | 350,692 | 338,460 | 49,957 | 47,796 | 2,161 | 639,195 | 302,896 | 336,299 | 3,632 | 3,481 | 151 |
| HINDU | TOTAL ... | *1,166,447* | *591,896* | *574,551* | *60,682* | *57,642* | *3,040* | *1,105,765* | *534,254* | *571,511* | *3,968* | *3,925* | *43* |
| | 0-10 | 292,711 | 148,706 | 144,005 | 1,611 | 1,389 | 222 | 291,100 | 142,317 | 148,783 | 33 | 28 | 5 |
| | 10-15 | 129,812 | 68,243 | 61,569 | 6,447 | 5,898 | 549 | 123,365 | 62,345 | 61,020 | 321 | 316 | 5 |
| | 15-20 | 91,612 | 48,547 | 43,065 | 6,845 | 6,307 | 538 | 84,767 | 42,240 | 42,527 | 595 | 588 | 7 |
| | 20 and over... | 652,312 | 331,400 | 320,912 | 45,779 | 44,048 | 1,731 | 606,533 | 287,352 | 319,181 | 3,019 | 2,993 | 26 |
| MUSALMAN | TOTAL ... | *59,183* | *30,839* | *28,344* | *4,467* | *4,145* | *322* | *54,716* | *26,694* | *28,022* | *243* | *242* | *1* |
| | 0-10 | 16,992 | 8,504 | 8,488 | 94 | 72 | 22 | 16,898 | 8,432 | 8,466 | 3 | 3 | ... |
| | 10-15 | 7,131 | 3,856 | 3,275 | 460 | 386 | 74 | 6,671 | 3,470 | 3,201 | 15 | 15 | ... |
| | 15-20 | 4,839 | 2,572 | 2,267 | 474 | 420 | 54 | 4,365 | 2,152 | 2,213 | 41 | 40 | 1 |
| | 20 and over... | 30,221 | 15,907 | 14,314 | 3,439 | 3,267 | 172 | 26,782 | 12,640 | 14,142 | 184 | 184 | ... |
| CHRISTIAN | TOTAL ... | *4,558* | *2,280* | *2,278* | *1,179* | *683* | *496* | *3,379* | *1,597* | *1,782* | *596* | *394* | *202* |
| | 0-10 | 1,304 | 640 | 664 | 87 | 52 | 35 | 1,217 | 588 | 629 | 29 | 20 | 9 |
| | 10-15 | 499 | 265 | 234 | 171 | 91 | 80 | 328 | 174 | 154 | 66 | 41 | 25 |
| | 15-20 | 447 | 202 | 245 | 189 | 66 | 123 | 258 | 136 | 122 | 73 | 30 | 43 |
| | 20 and over... | 2,308 | 1,173 | 1,135 | 732 | 474 | 258 | 1,576 | 699 | 877 | 428 | 303 | 125 |
| ANIMISTIC | TOTAL ... | *8,547* | *4,357* | *4,190* | *4* | *4* | ... | *8,543* | *4,353* | *4,190* | ... | ... | ... |
| | 0-10 | 2,559 | 1,314 | 1,245 | ... | ... | ... | 2,559 | 1,314 | 1,245 | ... | ... | ... |
| | 10-15 | 978 | 518 | 460 | ... | ... | ... | 978 | 518 | 460 | ... | ... | ... |
| | 15-20 | 703 | 317 | 386 | 1 | 1 | ... | 702 | 316 | 386 | ... | ... | ... |
| | 20 and over... | 4,307 | 2,208 | 2,099 | 3 | 3 | ... | 4,304 | 2,205 | 2,099 | ... | ... | ... |
| **NORTH ARCOT.** | | | | | | | | | | | | | |
| ALL RELIGIONS | TOTAL ... | *1,960,960* | *970,073* | *990,887* | *138,845* | *131,077* | *7,768* | *1,822,115* | *838,996* | *983,119* | *8,315* | *7,646* | *669* |
| | 0-10 | 550,724 | 268,253 | 282,471 | 2,823 | 2,362 | 466 | 547,896 | 265,891 | 282,005 | 95 | 59 | 36 |
| | 10-15 | 225,037 | 117,001 | 108,036 | 13,173 | 11,752 | 1,421 | 211,864 | 105,249 | 106,615 | 570 | 463 | 107 |
| | 15-20 | 172,645 | 87,270 | 85,375 | 18,204 | 16,723 | 1,481 | 154,441 | 70,547 | 83,894 | 1,258 | 1,144 | 114 |
| | 20 and over... | 1,012,554 | 497,549 | 515,005 | 104,640 | 100,240 | 4,400 | 907,914 | 397,309 | 510,605 | 6,392 | 5,980 | 412 |
| HINDU | TOTAL ... | *1,801,355* | *892,971* | *908,384* | *118,311* | *113,090* | *5,221* | *1,683,044* | *779,881* | *903,163* | *5,958* | *5,907* | *51* |
| | 0-10 | 503,163 | 245,315 | 257,848 | 2,301 | 1,998 | 303 | 500,862 | 243,317 | 257,545 | 19 | 19 | ... |
| | 10-15 | 206,254 | 107,525 | 98,729 | 11,273 | 10,253 | 1,020 | 194,981 | 97,272 | 97,709 | 340 | 334 | 6 |
| | 15-20 | 158,501 | 80,470 | 78,031 | 15,536 | 14,432 | 1,104 | 142,965 | 66,038 | 76,927 | 898 | 890 | 8 |
| | 20 and over... | 933 437 | 459,661 | 473,776 | 89,201 | 86,407 | 2,794 | 844,236 | 373,254 | 470,982 | 4,701 | 4,664 | 37 |
| MUSALMAN | TOTAL ... | *117,909* | *56,534* | *61,375* | *15,495* | *14,148* | *1,347* | *102,414* | *42,386* | *60,028* | *661* | *654* | *7* |
| | 0-10 | 35,558 | 17,066 | 18,492 | 315 | 243 | 72 | 35,243 | 16,823 | 18,420 | 6 | 6 | ... |
| | 10-15 | 13,841 | 6,938 | 6,903 | 1,335 | 1,126 | 209 | 12,506 | 5,812 | 6,694 | 50 | 46 | 4 |
| | 15-20 | 10,283 | 4,874 | 5,409 | 1,948 | 1,768 | 180 | 8,335 | 3,106 | 5,229 | 112 | 112 | ... |
| | 20 and over... | 58,227 | 27,656 | 30,571 | 11,897 | 11,011 | 886 | 46,330 | 16,645 | 29,685 | 493 | 490 | 3 |
| CHRISTIAN | TOTAL ... | *32,822* | *16,156* | *16,666* | *3,355* | *2,172* | *1,183* | *29,467* | *13,984* | *15,483* | *1,672* | *1,064* | *608* |
| | 0-10 | 10,188 | 5,003 | 5,185 | 192 | 101 | 91 | 9,996 | 4,902 | 5,094 | 70 | 34 | 36 |
| | 10-15 | 4,050 | 2,098 | 1,952 | 423 | 233 | 190 | 3,627 | 1,865 | 1,762 | 179 | 82 | 97 |
| | 15-20 | 3,185 | 1,569 | 1,616 | 512 | 316 | 196 | 2,673 | 1,253 | 1,420 | 245 | 139 | 106 |
| | 20 and over... | 15,399 | 7,486 | 7,913 | 2,228 | 1,522 | 706 | 13,171 | 5,964 | 7,207 | 1,178 | 809 | 369 |
| JAIN | TOTAL ... | *8,826* | *4,391* | *4,435* | *1,670* | *1,657* | *13* | *7,156* | *2,734* | *4,422* | *18* | *18* | ... |
| | 0-10 | 1,800 | 865 | 935 | 20 | 20 | ... | 1,780 | 845 | 935 | ... | ... | ... |
| | 10-15 | 886 | 438 | 448 | 141 | 139 | 2 | 745 | 299 | 446 | 1 | 1 | ... |
| | 15-20 | 674 | 356 | 318 | 207 | 206 | 1 | 467 | 150 | 317 | 3 | 3 | ... |
| | 20 and over... | 5,466 | 2,732 | 2,734 | 1,302 | 1,292 | 10 | 4,164 | 1,440 | 2,724 | 14 | 14 | ... |
| **SALEM.** | | | | | | | | | | | | | |
| ALL RELIGIONS | TOTAL ... | *1,766,680* | *876,950* | *889,730* | *75,573* | *71,468* | *4,105* | *1,691,107* | *805,482* | *885,625* | *5,078* | *4,721* | *357* |
| | 0-10 | 472,114 | 231,492 | 240,622 | 2,229 | 1,904 | 325 | 469,885 | 229,588 | 240,297 | 48 | 35 | 13 |
| | 10-15 | 214,634 | 111,026 | 103,608 | 8,316 | 7,499 | 817 | 206,318 | 103,527 | 102,791 | 371 | 329 | 42 |
| | 15-20 | 155,822 | 81,033 | 74,789 | 8,591 | 7,910 | 681 | 147,231 | 73,123 | 74,108 | 709 | 647 | 62 |
| | 20 and over... | 924,110 | 453,399 | 470,711 | 56,437 | 54,155 | 2,282 | 867,673 | 399,244 | 468,429 | 3,950 | 3,710 | 240 |
| HINDU | TOTAL ... | *1,708,241* | *847,405* | *860,836* | *68,091* | *65,047* | *3,044* | *1,640 150* | *782,358* | *857,792* | *3,926* | *3,894* | *32* |
| | 0-10 | 454,603 | 222,850 | 231,753 | 1,933 | 1,700 | 233 | 452,670 | 221,150 | 231,520 | 13 | 13 | ... |
| | 10-15 | 207,462 | 107,282 | 100,180 | 7,514 | 6,883 | 631 | 199,948 | 100,399 | 99,549 | 271 | 266 | 5 |
| | 15-20 | 150,432 | 78,241 | 72,191 | 7,749 | 7,229 | 520 | 142,683 | 71,012 | 71,671 | 573 | 566 | 7 |
| | 20 and over... | 895,744 | 439,032 | 456,712 | 50,895 | 49,235 | 1,660 | 844,849 | 389,797 | 455,052 | 3,069 | 3,049 | 20 |
| MUSALMAN | TOTAL ... | *43,424* | *22,218* | *21,206* | *5,567* | *5,169* | *398* | *37,857* | *17,049* | *20,808* | *341* | *340* | *1* |
| | 0-10 | 13,064 | 6,455 | 6,599 | 170 | 129 | 41 | 12,884 | 6,326 | 6,558 | 1 | 1 | ... |
| | 10-15 | 5,229 | 2,786 | 2,443 | 570 | 488 | 82 | 4,659 | 2,298 | 2,361 | 29 | 29 | ... |
| | 15-20 | 4,079 | 2,158 | 1,921 | 622 | 556 | 66 | 3,457 | 1,602 | 1,855 | 49 | 49 | ... |
| | 20 and over... | 21,062 | 10,819 | 10,243 | 4,205 | 3,996 | 209 | 16,857 | 6,823 | 10,034 | 262 | 261 | 1 |
| CHRISTIAN | TOTAL ... | *15,003* | *7,320* | *7,683* | *1,910* | *1,248* | *662* | *13,093* | *6,072* | *7,021* | *807* | *484* | *323* |
| | 0-10 | 4,457 | 2,187 | 2,270 | 126 | 75 | 51 | 4,331 | 2,112 | 2,219 | 34 | 21 | 13 |
| | 10-15 | 1,943 | 958 | 985 | 232 | 128 | 104 | 1,711 | 830 | 881 | 71 | 34 | 37 |
| | 15-20 | 1,311 | 634 | 677 | 220 | 125 | 95 | 1,091 | 509 | 582 | 87 | 32 | 55 |
| | 20 and over... | 7,292 | 3,541 | 3,751 | 1,332 | 920 | 412 | 5,960 | 2,621 | 3,339 | 615 | 397 | 218 |
| OTHERS | TOTAL ... | *12* | *7* | *5* | *5* | *4* | *1* | *7* | *3* | *4* | *4* | *3* | *1* |
| | 0-10 | ... | ... | ... | ... | ... | ... | ... | ... | ... | ... | ... | ... |
| | 10-15 | ... | ... | ... | ... | ... | ... | ... | ... | ... | ... | ... | ... |
| | 15-20 | ... | ... | ... | ... | ... | ... | ... | ... | ... | ... | ... | ... |
| | 20 and over... | 12 | 7 | 5 | 5 | 4 | 1 | 7 | 3 | 4 | 4 | 3 | 1 |

This content downloaded from 106.51.163.168 on Wed, 05 Jun 2024 15:15:17 +00:00
All use subject to https://about.jstor.org/terms

# TABLE VIII.

## Education by religion and age. Part I.—Districts and States—*continued.*

| RELIGIONS. | AGE. | POPULATION. | | | | | | | | | LITERATE IN ENGLISH. | | |
|---|---|---|---|---|---|---|---|---|---|---|---|---|---|
| | | TOTAL. | | | LITERATE. | | | ILLITERATE. | | | | | |
| | | Persons. | Males. | Females. | Persons. | Males. | Females. | Persons. | Males. | Females. | Persons. | Males. | Females. |
| 1 | 2 | 3. | 4 | 5 | 6 | 7 | 8 | 9 | 10 | 11 | 12 | 13 | 14 |
| **COIMBATORE.** | | | | | | | | | | | | | |
| ALL RELIGIONS | TOTAL ... | *2,116,564* | *1,044,429* | *1,072,135* | *131,982* | *122,740* | *9,242* | *1,984,582* | *921,689* | *1,062,893* | *9,786* | *8,982* | *804* |
| | 0-10 ... | 560,435 | 273,918 | 286,517 | 4,041 | 3,331 | 710 | 556,394 | 270,587 | 285,807 | 126 | 75 | 51 |
| | 10-15 ... | 253.061 | 129,530 | 123,531 | 14,883 | 13,110 | 1,773 | 238,178 | 116,420 | 121,758 | 827 | 701 | 126 |
| | 15-20 ... | 184,889 | 96,320 | 88 569 | 16,189 | 14,464 | 1,725 | 168,700 | 81,856 | 86,844 | 1,564 | 1,437 | 127 |
| | 20 and over... | 1,118,179 | 544,661 | 573,518 | 96,869 | 91,835 | 5,034 | 1,021,310 | 452,826 | 568,484 | 7,269 | 6,769 | 500 |
| HINDU ... | TOTAL ... | *2,051,778* | *1,011,929* | *1,039,849* | *119,878* | *112,709* | *7,169* | *1,931,900* | *899,220* | *1,032,680* | *7,436* | *7,355* | *81* |
| | 0-10 | 542,275 | 264,969 | 277,306 | 3,544 | 3,014 | 530 | 538,731 | 261,955 | 276,776 | 43 | 39 | 4 |
| | 10-15 ... | 244,723 | 125,165 | 119,558 | 13,493 | 12,064 | 1,429 | 231,230 | 113,101 | 118,129 | 610 | 599 | 11 |
| | 15-20 ... | 178,576 | 93,077 | 85,499 | 14,397 | 13,055 | 1,342 | 164,179 | 80,022 | 84,157 | 1,208 | 1,190 | 18 |
| | 20 and over... | 1,086,204 | 528,718 | 557,486 | 88,444 | 84,576 | 3,868 | 997,760 | 444,142 | 553,618 | 5,575 | 5,527 | 48 |
| MUSALMAN | TOTAL ... | *43,100* | *21,790* | *21,310* | *7,062* | *6,766* | *296* | *36,038* | *15,024* | *21,014* | *348* | *346* | *2* |
| | 0-10 ... | 12,239 | 6,050 | 6,189 | 164 | 149 | 15 | 12,075 | 5,901 | 6,174 | 3 | 3 | ... |
| | 10-15 ... | 5,427 | 2,888 | 2,589 | 625 | 583 | 42 | 4,802 | 2,255 | 2,547 | 26 | 26 | ... |
| | 15-20 ... | 4,138 | 2,143 | 1,995 | 1,001 | 946 | 55 | 3,137 | 1,197 | 1,940 | 62 | 62 | ... |
| | 20 and over... | 21,296 | 10,759 | 10,537 | 5,272 | 5,088 | 184 | 16,024 | 5,671 | 10,353 | 257 | 255 | 2 |
| CHRISTIAN | TOTAL ... | *19,550* | *9,608* | *9,942* | *5,029* | *3,252* | *1,777* | *14,521* | *6,356* | *8,165* | *1,999* | *1,278* | *721* |
| | 0-10 ... | 5,273 | 2,571 | 2,702 | 333 | 168 | 165 | 4,940 | 2,403 | 2,537 | 80 | 33 | 47 |
| | 10-15 ... | 2,684 | 1,395 | 1,289 | 764 | 462 | 302 | 1,920 | 933 | 987 | 191 | 76 | 115 |
| | 15-20 ... | 2,022 | 1,019 | 1,003 | 788 | 460 | 328 | 1,234 | 559 | 675 | 293 | 184 | 109 |
| | 20 and over... | 9,571 | 4,623 | 4,948 | 3,144 | 2,162 | 982 | 6,427 | 2,461 | 3,966 | 1,435 | 985 | 450 |
| OTHERS ... | TOTAL ... | *2,136* | *1,102* | *1,034* | *13* | *13* | ... | *2,123* | *1,089* | *1,034* | *3* | *3* | ... |
| | 0-10 ... | 648 | 328 | 320 | ... | ... | ... | 648 | 328 | 320 | ... | ... | ... |
| | 10-15 ... | 227 | 132 | 95 | 1 | 1 | ... | 226 | 131 | 95 | ... | ... | ... |
| | 15-20 ... | 153 | 81 | 72 | 3 | 3 | ... | 150 | 78 | 72 | 1 | 1 | ... |
| | 20 and over... | 1,108 | 561 | 547 | 9 | 9 | ... | 1,099 | 552 | 547 | 2 | 2 | ... |
| **SOUTH ARCOT.** | | | | | | | | | | | | | |
| ALL RELIGIONS | TOTAL ... | *2,362,566* | *1,172,807* | *1,189,759* | *197,998* | *188,426* | *9,572* | *2,164,568* | *984,381* | *1,180,187* | *8,256* | *7,811* | *445* |
| | 0-10 ... | 641,469 | 314,894 | 326,575 | 5,578 | 4,877 | 701 | 635,891 | 310,017 | 325,874 | 96 | 75 | 21 |
| | 10-15 ... | 260,941 | 136 504 | 124,437 | 20,275 | 18,483 | 1,792 | 240,666 | 118,021 | 122,645 | 713 | 677 | 36 |
| | 15-20 ... | 210,969 | 106,832 | 104,137 | 22,813 | 21,094 | 1,719 | 188,156 | 85,738 | 102,418 | 1,195 | 1,125 | 70 |
| | 20 and over... | 1,249,187 | 614,577 | 634,610 | 149,332 | 143,972 | 5,360 | 1,099,855 | 470,605 | 629,250 | 6,252 | 5,934 | 318 |
| HINDU ... | TOTAL ... | *2,223,171* | *1,103,167* | *1,120,004* | *182,528* | *174,841* | *7,687* | *2,040,643* | *928,326* | *1,112,317* | *6,470* | *6,421* | *49* |
| | 0-10 ... | 600,206 | 294,418 | 305,788 | 5,033 | 4,480 | 553 | 595,173 | 289,938 | 305,235 | 56 | 55 | 1 |
| | 10-15 ... | 244,617 | 127,915 | 116,702 | 18,417 | 16,968 | 1,449 | 226,200 | 110,947 | 115,253 | 571 | 566 | 5 |
| | 15-20 ... | 197,918 | 100,436 | 97,482 | 20,803 | 19,398 | 1,405 | 177,115 | 81,038 | 96,077 | 925 | 917 | 8 |
| | 20 and over ... | 1,180,430 | 580,398 | 600,032 | 138,275 | 133.995 | 4,280 | 1,042,155 | 446,403 | 595,752 | 4,918 | 4,883 | 35 |
| MUSALMAN | TOTAL ... | *66,986* | *33,588* | *33,398* | *8,285* | *7,872* | *413* | *58,701* | *25,716* | *32,985* | *349* | *345* | *4* |
| | 0-10 ... | 19,862 | 9,904 | 9,958 | 261 | 218 | 43 | 19,601 | 9,686 | 9,915 | 4 | 4 | ... |
| | 10-15 ... | 7,562 | 4,028 | 3,534 | 868 | 780 | 88 | 6,694 | 3,248 | 3,446 | 12 | 12 | ... |
| | 15-20 ... | 6,191 | 3,058 | 3,133 | 1,016 | 960 | 56 | 5,175 | 2,098 | 3,077 | 40 | 39 | 1 |
| | 20 and over... | 33,371 | 16,598 | 16,773 | 6,140 | 5,914 | 226 | 27,231 | 10,684 | 16,547 | 293 | 290 | 3 |
| CHRISTIAN | TOTAL ... | *67,436* | *33,578* | *33,858* | *5,875* | *4,446* | *1,429* | *61,561* | *29,132* | *32,429* | *1,420* | *1,029* | *391* |
| | 0-10 ... | 20,500 | 10,108 | 10,392 | 261 | 159 | 102 | 20,239 | 9,949 | 10,290 | 36 | 16 | 20 |
| | 10-15 ... | 8,262 | 4,322 | 3,940 | 878 | 631 | 247 | 7 384 | 3,691 | 3,693 | 129 | 98 | 31 |
| | 15-20 ... | 6,490 | 3,161 | 3,329 | 871 | 617 | 254 | 5,619 | 2,544 | 3,075 | 229 | 168 | 61 |
| | 20 and over ... | 32,184 | 15,987 | 16,197 | 3,865 | 3,039 | 826 | 28,319 | 12,948 | 15,371 | 1,026 | 747 | 279 |
| JAIN ... | TOTAL ... | *4,947* | *2,453* | *2,494* | *1,297* | *1,254* | *43* | *3,650* | *1,199* | *2,451* | *15* | *14* | *1* |
| | 0-10 ... | 898 | 462 | 436 | 23 | 20 | 3 | 875 | 442 | 433 | ... | ... | ... |
| | 10-15 ... | 500 | 239 | 261 | 112 | 104 | 8 | 388 | 135 | 253 | 1 | 1 | ... |
| | 15-20 ... | 370 | 177 | 193 | 123 | 119 | 4 | 247 | 58 | 189 | 1 | 1 | ... |
| | 20 and over ... | 3,179 | 1,575 | 1,604 | 1,039 | 1,011 | 28 | 2,140 | 564 | 1,576 | 13 | 12 | 1 |
| **TANJORE.** | | | | | | | | | | | | | |
| ALL RELIGIONS | TOTAL ... | *2,362,689* | *1,123,084* | *1,239,605* | *264,485* | *245,480* | *19,005* | *2,098,204* | *877,604* | *1,220,600* | *22,526* | *21,672* | *854* |
| | 0-10 ... | 618,507 | 301,915 | 316,592 | 7,448 | 6,405 | 1,043 | 611,059 | 295,510 | 315,549 | 220 | 185 | 35 |
| | 10-15 ... | 248,745 | 128,112 | 120,633 | 26,286 | 22,954 | 3,331 | 222,460 | 105,158 | 117,302 | 2,245 | 2,139 | 106 |
| | 15-20 ... | 202,767 | 96,730 | 106,037 | 31,535 | 27,930 | 3,605 | 171,232 | 68,800 | 102,432 | 4,091 | 3,924 | 167 |
| | 20 and over... | 1,292,670 | 596,327 | 696,343 | 199,217 | 188,191 | 11,026 | 1,093,453 | 408,136 | 685,317 | 15,970 | 15,424 | 546 |
| HINDU ... | TOTAL ... | *2,141,196* | *1,022,630* | *1,118,566* | *235,211* | *219,733* | *15,478* | *1,905,985* | *802,897* | *1,103,088* | *18,983* | *18,748* | *235* |
| | 0-10 ... | 555,569 | 270,776 | 284,793 | 6,579 | 5,773 | 806 | 548,990 | 265,003 | 283,987 | 151 | 144 | 7 |
| | 10-15 ... | 224,943 | 116,363 | 108,580 | 23,159 | 20,467 | 2,692 | 201,784 | 95.896 | 105,888 | 1,940 | 1,908 | 32 |
| | 15-20 ... | 183,246 | 88,443 | 94,803 | 27,859 | 24,833 | 3,026 | 155,387 | 63,610 | 91,777 | 3,530 | 3,481 | 49 |
| | 20 and over... | 1,177,438 | 547,048 | 630,390 | 177,614 | 168,660 | 8,954 | 999,824 | 378,388 | 621,436 | 13,362 | 13,215 | 147 |
| MUSALMAN | TOTAL ... | *131,042* | *57,051* | *73,991* | *17,317* | *16,900* | *417* | *113,725* | *40,151* | *73,574* | *658* | *654* | *4* |
| | 0-10 ... | 37,731 | 18,617 | 19,114 | 343 | 320 | 23 | 37,388 | 18,297 | 19,091 | 4 | 4 | ... |
| | 10-15 ... | 13,790 | 6,666 | 7,124 | 1,533 | 1,473 | 60 | 12,257 | 5,193 | 7,064 | 48 | 48 | ... |
| | 15-20 ... | 11,694 | 4,604 | 7,090 | 2,076 | 2,011 | 65 | 9,618 | 2,593 | 7,025 | 119 | 118 | 1 |
| | 20 and over... | 67,827 | 27,164 | 40,663 | 13,365 | 13,096 | 269 | 54,462 | 14,068 | 40,394 | 487 | 484 | 3 |
| CHRISTIAN | TOTAL ... | *89,814* | *43,071* | *46,743* | *11,698* | *8,624* | *3,074* | *78,116* | *34,447* | *43,669* | *2,839* | *2,224* | *615* |
| | 0-10 ... | 25,087 | 12,466 | 12,621 | 516 | 305 | 211 | 24,571 | 12,161 | 12,410 | 63 | 35 | 28 |
| | 10-15 ... | 9,963 | 5,064 | 4,899 | 1,570 | 996 | 574 | 8,393 | 4,068 | 4,325 | 251 | 177 | 74 |
| | 15-20 ... | 7,768 | 3,650 | 4 118 | 1,566 | 1,057 | 509 | 6,202 | 2,593 | 3,609 | 437 | 320 | 117 |
| | 20 and over... | 46,996 | 21,891 | 25,105 | 8,046 | 6,266 | 1,780 | 38,950 | 15,625 | 23,325 | 2,088 | 1,692 | 396 |
| OTHERS ... | TOTAL ... | *637* | *332* | *305* | *259* | *223* | *36* | *378* | *109* | *269* | *46* | *46* | ... |
| | 0-10 ... | 120 | 56 | 64 | 10 | 7 | 3 | 110 | 49 | 61 | 2 | 2 | ... |
| | 10-15 ... | 49 | 19 | 30 | 23 | 18 | 5 | 26 | 1 | 25 | 6 | 6 | ... |
| | 15-20 ... | 59 | 33 | 26 | 34 | 29 | 5 | 25 | 4 | 21 | 5 | 5 | ... |
| | 20 and over... | 409 | 224 | 185 | 192 | 169 | 23 | 217 | 55 | 162 | 33 | 33 | ... |

This content downloaded from 106.51.163.168 on Wed, 05 Jun 2024 15:15:17 +00:00
All use subject to https://about.jstor.org/terms

# TABLE VIII.

## Education by religion and age. Part I.—Districts and States—*continued.*

| RELIGIONS. | AGE. | POPULATION. | | | | | | | | | LITERATE IN ENGLISH. | | |
|---|---|---|---|---|---|---|---|---|---|---|---|---|---|
| | | TOTAL. | | | LITERATE. | | | ILLITERATE. | | | | | |
| | | Persons. | Males. | Females. | Persons. | Males. | Females. | Persons. | Males. | Females. | Persons. | Males. | Females. |
| 1 | 2 | 3 | 4 | 5 | 6 | 7 | 8 | 9 | 10 | 11 | 12 | 13 | 14 |
| **TRICHINOPOLY.** | | | | | | | | | | | | | |
| ALL RELIGIONS | TOTAL ... | *2,107,029* | *1,022,866* | *1,084,163* | *165,937* | *153,182* | *12,755* | *1,941,092* | *869,684* | *1,071,408* | *15,608* | *14,558* | *1,050* |
| | 0-10 ... | 555,067 | 273,401 | 281,666 | 4,720 | 3,930 | 790 | 550,347 | 269,471 | 280,876 | 228 | 148 | 80 |
| | 10-15 ... | 219,919 | 115,501 | 104,418 | 17,550 | 15,128 | 2,422 | 202,369 | 100,373 | 101,996 | 1,680 | 1,437 | 243 |
| | 15-20 ... | 174,714 | 86,416 | 88,298 | 19,295 | 16,881 | 2,414 | 155,419 | 69,535 | 85,884 | 2,924 | 2,676 | 248 |
| | 20 and over .. | 1,157,329 | 547,548 | 609,781 | 124,372 | 117,243 | 7,129 | 1,032,957 | 430,305 | 602,652 | 10,776 | 10,297 | 479 |
| HINDU ... | TOTAL ... | *1,953,852* | *949,057* | *1,004,795* | *143,609* | *134,158* | *9,451* | *1,810,243* | *814,899* | *995,344* | *11,953* | *11,868* | *85* |
| | 0-10 ... | 510,281 | 251,511 | 258,770 | 3,961 | 3,360 | 601 | 506,320 | 248,151 | 258,169 | 105 | 102 | 3 |
| | 10-15 ... | 202,618 | 106,594 | 96,034 | 14,867 | 13,078 | 1,789 | 187,751 | 93 506 | 94,245 | 1,228 | 1,216 | 12 |
| | 15-20 ... | 161,367 | 79,983 | 81,384 | 16,217 | 14,435 | 1,782 | 145,150 | 65,548 | 79,602 | 2,151 | 2,136 | 15 |
| | 20 and over... | 1,079,586 | 510,979 | 568,607 | 108,564 | 103,285 | 5,279 | 971,022 | 407,694 | 563 328 | 8,469 | 8,414 | 55 |
| MUSALMAN | TOTAL ... | *65,753* | *31,546* | *34,207* | *10,574* | *10,063* | *511* | *55,179* | *21,483* | *33,696* | *718* | *706* | *12* |
| | 0-10 ... | 20,041 | 9,867 | 10,174 | 319 | 290 | 29 | 19,722 | 9,577 | 10,145 | 7 | 7 | ... |
| | 10-15 ... | 7,292 | 3,799 | 3,493 | 1,032 | 951 | 81 | 6,260 | 2,848 | 3,412 | 63 | 60 | 3 |
| | 15-20 ... | 5,646 | 2,668 | 2,978 | 1,252 | 1,173 | 79 | 4,394 | 1,495 | 2,899 | 119 | 119 | ... |
| | 20 and over .. | 32,774 | 15,212 | 17,562 | 7,971 | 7,649 | 322 | 24,803 | 7,563 | 17,240 | 529 | 520 | 9 |
| CHRISTIAN | TOTAL ... | *87,353* | *42,209* | *45,144* | *11,704* | *8,915* | *2,789* | *75,649* | *33,294* | *42,355* | *2,934* | *1,981* | *953* |
| | 0-10 ... | 24,734 | 12,017 | 12,717 | 440 | 280 | 160 | 24,294 | 11,737 | 12,557 | 116 | 39 | 77 |
| | 10-15 ... | 10,005 | 5,115 | 4,890 | 1,649 | 1,097 | 552 | 8,356 | 4,018 | 4,338 | 389 | 161 | 228 |
| | 15-20 ... | 7,695 | 3,760 | 3,935 | 1,822 | 1,269 | 553 | 5,873 | 2,491 | 3,382 | 654 | 421 | 233 |
| | 20 and over... | 44,919 | 21,317 | 23,602 | 7,793 | 6,269 | 1,524 | 37,126 | 15,048 | 22,078 | 1,775 | 1,360 | 415 |
| OTHERS ... | TOTAL ... | *71* | *54* | *17* | *50* | *46* | *4* | *21* | *8* | *13* | *3* | *3* | ... |
| | 0-10 ... | 11 | 6 | 5 | ... | ... | ... | 11 | 6 | 5 | ... | ... | ... |
| | 10-15 ... | 4 | 3 | 1 | 2 | 2 | ... | 2 | 1 | 1 | ... | ... | ... |
| | 15-20 ... | 6 | 5 | 1 | 4 | 4 | ... | 2 | 1 | 1 | ... | ... | ... |
| | 20 and over... | 50 | 40 | 10 | 44 | 40 | 4 | 6 | ... | 6 | 3 | 3 | ... |
| **MADURA.** | | | | | | | | | | | | | |
| ALL RELIGIONS | TOTAL ... | *1,932,832* | *946,306* | *986,526* | *168,933* | *160,138* | *8,795* | *1,763,899* | *786,168* | *977,731* | *10,916* | *10,021* | *895* |
| | 0-10 ... | 521,338 | 256,223 | 265,115 | 4,989 | 4,406 | 583 | 516,349 | 251,817 | 264,532 | 123 | 90 | 33 |
| | 10-15 ... | 205,117 | 107,549 | 97,568 | 18,469 | 16,912 | 1,557 | 186,648 | 90,637 | 96,011 | 1,223 | 1,074 | 149 |
| | 15-20 ... | 162,826 | 84,320 | 78,506 | 20,122 | 18,693 | 1,429 | 142,704 | 65,627 | 77,077 | 1,853 | 1,679 | 174 |
| | 20 and over... | 1,043,551 | 498,214 | 545,337 | 125,353 | 120,127 | 5,226 | 918,198 | 378,087 | 540,111 | 7,717 | 7,178 | 539 |
| HINDU ... | TOTAL ... | *1,795,753* | *879,315* | *916,438* | *145,681* | *139,753* | *5,828* | *1,650,172* | *739,562* | *910,610* | *7,799* | *7,721* | *78* |
| | 0-10 ... | 481,446 | 236,464 | 244,982 | 4,038 | 3,705 | 333 | 477,408 | 232,759 | 244,649 | 47 | 46 | 1 |
| | 10-15 ... | 189,525 | 99,423 | 90,102 | 15,471 | 14,477 | 994 | 174,054 | 84,946 | 89,108 | 817 | 798 | 19 |
| | 15-20 ... | 150,646 | 78,254 | 72,392 | 17,164 | 16,184 | 980 | 133,482 | 62,070 | 71,412 | 1,288 | 1,274 | 14 |
| | 20 and over... | 974,136 | 465,174 | 508,962 | 108,908 | 105,387 | 3,521 | 865,228 | 359,787 | 505,441 | 5,647 | 5,603 | 44 |
| MUSALMAN | TOTAL ... | *76,558* | *37,164* | *39,394* | *13,188* | *12,791* | *397* | *63,370* | *24,373* | *38,997* | *450* | *439* | *11* |
| | 0-10 ... | 22,066 | 10,884 | 11,182 | 377 | 349 | 28 | 21,689 | 10,535 | 11,154 | 4 | 2 | 2 |
| | 10-15 ... | 8,541 | 4,444 | 4,097 | 1,401 | 1,335 | 66 | 7,140 | 3,109 | 4,031 | 48 | 45 | 3 |
| | 15-20 ... | 6,655 | 3,295 | 3,360 | 1,561 | 1,509 | 52 | 5,094 | 1,786 | 3,308 | 79 | 79 | ... |
| | 20 and over... | 39,296 | 18,541 | 20,755 | 9,849 | 9,598 | 251 | 29,447 | 8,943 | 20,504 | 319 | 313 | 6 |
| CHRISTIAN | TOTAL ... | *60,510* | *29,816* | *30,694* | *10,155* | *7,585* | *2,570* | *50,355* | *22,231* | *28,124* | *2,665* | *1,859* | *806* |
| | 0-10 ... | 17,826 | 8,875 | 8,951 | 574 | 352 | 222 | 17,252 | 8,523 | 8,729 | 72 | 42 | 30 |
| | 10-15 ... | 7,049 | 3,680 | 3,369 | 1,595 | 1,098 | 497 | 5,454 | 2,582 | 2,872 | 358 | 231 | 127 |
| | 15-20 ... | 5,524 | 2,770 | 2,754 | 1,396 | 999 | 397 | 4,128 | 1,771 | 2,357 | 486 | 326 | 160 |
| | 20 and over... | 30,111 | 14,491 | 15,620 | 6,590 | 5,136 | 1,454 | 23,521 | 9,355 | 14,166 | 1,749 | 1,260 | 489 |
| OTHERS ... | TOTAL ... | *11* | *11* | ... | *9* | *9* | ... | *2* | *2* | ... | *2* | *2* | ... |
| | 0-10 ... | ... | ... | ... | ... | ... | ... | ... | ... | ... | ... | ... | ... |
| | 10-15 ... | 2 | 2 | ... | 2 | 2 | ... | ... | ... | ... | ... | ... | ... |
| | 15-20 ... | 1 | 1 | ... | 1 | 1 | ... | ... | ... | ... | ... | ... | ... |
| | 20 and over... | 8 | 8 | ... | 6 | 6 | ... | 2 | 2 | ... | 2 | 2 | ... |
| **RAMNAD.** | | | | | | | | | | | | | |
| ALL RELIGIONS | TOTAL ... | *1,658,453* | *786,187* | *872,266* | *171,154* | *163,929* | *7,225* | *1,487,299* | *622,258* | *865,041* | *5,557* | *5,194* | *363* |
| | 0-10 ... | 452,387 | 221,162 | 231,225 | 5,659 | 5,127 | 532 | 446,728 | 216,035 | 230,693 | 40 | 36 | 4 |
| | 10-15 ... | 168,942 | 86,816 | 82,126 | 18,403 | 17,221 | 1,182 | 150,539 | 69,595 | 80,944 | 457 | 419 | 38 |
| | 15-20 ... | 131,995 | 63,985 | 68,010 | 19,246 | 18,162 | 1,084 | 112,749 | 45,823 | 66,926 | 721 | 664 | 57 |
| | 20 and over.... | 905,129 | 414,224 | 490,905 | 127,846 | 123,419 | 4,427 | 777,283 | 290,805 | 486,478 | 4,339 | 4,075 | 264 |
| HINDU ... | TOTAL ... | *1,461,531* | *699,937* | *761,594* | *147,864* | *142,383* | *5,481* | *1,313,667* | *557,554* | *756,113* | *4,359* | *4,255* | *104* |
| | 0-10 ... | 392,994 | 191,915 | 201,079 | 4,633 | 4,284 | 349 | 388,361 | 187,631 | 200,730 | 28 | 27 | 1 |
| | 10-15 ... | 148,915 | 77,221 | 71,694 | 15,693 | 14,834 | 859 | 133,222 | 62,387 | 70,835 | 336 | 333 | 3 |
| | 15-20 ... | 116,734 | 57,750 | 58,984 | 16,564 | 15,698 | 866 | 100,170 | 42,052 | 58,118 | 536 | 526 | 10 |
| | 20 and over... | 802,888 | 373,051 | 429,837 | 110,974 | 107,567 | 3,407 | 691,914 | 265,484 | 426,430 | 3,459 | 3,369 | 90 |
| MUSALMAN | TOTAL ... | *120,220* | *50,035* | *70,185* | *13,393* | *13,089* | *304* | *106,827* | *36,946* | *69,881* | *176* | *170* | *6* |
| | 0-10 ... | 37,908 | 18,631 | 19,277 | 463 | 444 | 19 | 37,445 | 18,187 | 19,258 | 6 | 6 | ... |
| | 10-15 ... | 11,689 | 5,379 | 6,310 | 1,340 | 1,317 | 23 | 10,349 | 4,062 | 6,287 | 21 | 21 | ... |
| | 15-20 ... | 9,122 | 3,375 | 5,747 | 1,470 | 1,436 | 34 | 7,652 | 1,939 | 5,713 | 36 | 34 | 2 |
| | 20 and over... | 61,501 | 22,650 | 38,851 | 10,120 | 9,892 | 228 | 51,381 | 12,758 | 38,623 | 113 | 109 | 4 |
| CHRISTIAN | TOTAL ... | *76,677* | *36,205* | *40,472* | *9,887* | *8,450* | *1,437* | *66,790* | *27,755* | *39,035* | *1,019* | *767* | *252* |
| | 0-10 ... | 21,481 | 10,616 | 10,865 | 563 | 399 | 164 | 20,918 | 10,217 | 10,701 | 6 | 3 | 3 |
| | 10-15 ... | 8,337 | 4,216 | 4,121 | 1,370 | 1,070 | 300 | 6,967 | 3,146 | 3821 | 100 | 65 | 35 |
| | 15-20 ... | 6,135 | 2,859 | 3,276 | 1,209 | 1,027 | 182 | 4,926 | 1,832 | 3,094 | 149 | 104 | 45 |
| | 20 and over... | 40,724 | 18,514 | 22,210 | 6,745 | 5,954 | 791 | 33,979 | 12,560 | 21,419 | 764 | 595 | 169 |
| OTHERS ... | TOTAL ... | *25* | *10* | *15* | *10* | *7* | *3* | *15* | *3* | *12* | *3* | *2* | *1* |
| | 0-10 ... | 4 | ... | 4 | ... | ... | ... | 4 | ... | 4 | ... | ... | ... |
| | 10-15 ... | 1 | ... | 1 | ... | ... | ... | 1 | ... | 1 | ... | ... | ... |
| | 15-20 ... | 4 | 1 | 3 | 3 | 1 | 2 | 1 | ... | 1 | ... | ... | ... |
| | 20 and over... | 16 | 9 | 7 | 7 | 6 | 1 | 9 | 3 | 6 | 3 | 2 | 1 |



This content downloaded from 106.51.163.168 on Wed, 05 Jun 2024 15:15:17 +00:00
All use subject to https://about.jstor.org/terms

# TABLE VIII.

## Education by religion and age. Part I.—Districts and States—*continued.*

| RELIGIONS. | AGE. | POPULATION. | | | | | | | | | LITERATE IN ENGLISH. | | |
|---|---|---|---|---|---|---|---|---|---|---|---|---|---|
| | | TOTAL. | | | LITERATE. | | | ILLITERATE. | | | | | |
| | | Persons. | Males. | Females. | Persons. | Males. | Females. | Persons. | Males. | Females. | Persons. | Males. | Females. |
| 1 | 2 | 3 | 4 | 5 | 6 | 7 | 8 | 9 | 10 | 11 | 12 | 13 | 14 |
| **TINNEVELLY.** | | | | | | | | | | | | | |
| ALL RELIGIONS | TOTAL ... | *1,790,619* | *865,633* | *924,986* | *222,268* | *198,202* | *24,066* | *1,568,351* | *667,431* | *900,920* | *14,497* | *12,979* | *1,518* |
| | 0–10 ... | 478,262 | 237,211 | 241,051 | 7,383 | 5 777 | 1,606 | 470 879 | 231,434 | 239,445 | 176 | 145 | 31 |
| | 10–15 ... | 201,231 | 100,267 | 100,964 | 26,484 | 22,036 | 4,448 | 174,747 | 78,231 | 96,516 | 1,732 | 1,461 | 271 |
| | 15–20 ... | 154,612 | 75,961 | 78,651 | 28,257 | 23,718 | 4,539 | 126,355 | 52,243 | 74,112 | 2,803 | 2,395 | 408 |
| | 20 and over. | 956,514 | 452,194 | 504,320 | 160,144 | 146,671 | 13,473 | 796,370 | 305,523 | 490,847 | 9,786 | 8,978 | 808 |
| HINDU ... | TOTAL ... | *1,509,224* | *734,447* | *774,777* | *167,274* | *157,650* | *9,624* | *1,341,950* | *576,797* | *765,153* | *9,252* | *9,134* | *118* |
| | 0–10 ... | 398,333 | 197,526 | 200,807 | 4,753 | 4,142 | 611 | 393,580 | 193,384 | 200,196 | 81 | 74 | 7 |
| | 10–15 ... | 167,489 | 83,645 | 83,844 | 18,621 | 16,733 | 1,888 | 148,868 | 66,912 | 81,956 | 971 | 951 | 20 |
| | 15–20 ... | 129,031 | 64,630 | 64,401 | 20,460 | 18,678 | 1,782 | 108,571 | 45,952 | 62,619 | 1,707 | 1,695 | 12 |
| | 20 and over. | 814,371 | 388,646 | 425,725 | 123,440 | 118,097 | 5,343 | 690,931 | 270,549 | 420,382 | 6,493 | 6,414 | 79 |
| MUSALMAN | TOTAL ... | *105,474* | *46,853* | *58,621* | *14,640* | *13,971* | *669* | *90,834* | *32,882* | *57,952* | *335* | *334* | *1* |
| | 0–10 ... | 29,699 | 14,690 | 15,009 | 340 | 300 | 40 | 29,359 | 14,390 | 14,969 | 2 | 2 | ... |
| | 10–15 ... | 12,498 | 6,077 | 6,421 | 1,413 | 1,321 | 92 | 11,085 | 4,756 | 6,329 | 23 | 23 | ... |
| | 15–20 ... | 9,480 | 3,839 | 5,641 | 1,701 | 1,601 | 100 | 7,779 | 2,238 | 5,541 | 64 | 64 | ... |
| | 20 and over. | 53,797 | 22,247 | 31,550 | 11,186 | 10,749 | 437 | 42,611 | 11,498 | 31,113 | 246 | 245 | 1 |
| CHRISTIAN | TOTAL ... | *175,889* | *84,306* | *91,583* | *40,333* | *26,561* | *13,772* | *135,556* | *57,745* | *77,811* | *4,898* | *3,499* | *1,399* |
| | 0–10 ... | 50,226 | 24,993 | 25,233 | 2,289 | 1,334 | 955 | 47,937 | 23,659 | 24.278 | 93 | 69 | 24 |
| | 10–15 ... | 21,240 | 10,542 | 10,698 | 6,449 | 3,981 | 2,468 | 14,791 | 6,561 | 8,230 | 737 | 486 | 251 |
| | 15–20 ... | 16,097 | 7,489 | 8,608 | 6,092 | 3,436 | 2,656 | 10,005 | 4,053 | 5,952 | 1,030 | 634 | 396 |
| | 20 and over. | 88,326 | 41,282 | 47,044 | 25,503 | 17,810 | 7,693 | 62,823 | 23,472 | 39,351 | 3,038 | 2,310 | 728 |
| OTHERS ... | TOTAL ... | *32* | *27* | *5* | *21* | *20* | *1* | *11* | *7* | *4* | *12* | *12* | ... |
| | 0–10 ... | 4 | 2 | 2 | 1 | 1 | ... | 3 | 1 | 2 | ... | ... | ... |
| | 10–15 ... | 4 | 3 | 1 | 1 | 1 | ... | 3 | 2 | 1 | 1 | 1 | ... |
| | 15–20 ... | 4 | 3 | 1 | 4 | 3 | 1 | ... | ... | ... | 2 | 2 | ... |
| | 20 and over. | 20 | 19 | 1 | 15 | 15 | ... | 5 | 4 | 1 | 9 | 9 | ... |
| **NILGIRIS.** | | | | | | | | | | | | | |
| ALL RELIGIONS. | TOTAL ... | *118,618* | *63,509* | *55,109* | *16,519* | *13,011* | *3,508* | *102,099* | *50,498* | *51,601* | *6,492* | *4,566* | *1,926* |
| | 0–10 ... | 29,169 | 14,530 | 14,639 | 767 | 476 | 291 | 28,402 | 14,054 | 14,348 | 419 | 245 | 174 |
| | 10–15 ... | 13,437 | 6,875 | 6,562 | 1,755 | 1,214 | 541 | 11,682 | 5,661 | 6,021 | 696 | 400 | 296 |
| | 15–20 ... | 11,854 | 6,232 | 5,622 | 2,056 | 1,438 | 618 | 9,798 | 4794 | 5,004 | 710 | 416 | 294 |
| | 20 and over. | 64,158 | 35,872 | 28,286 | 11,941 | 9,883 | 2,058 | 52,217 | 25,989 | 26,228 | 4,667 | 3,505 | 1,162 |
| HINDU ... | TOTAL ... | *93,914* | *50,084* | *43,830* | *7,666* | *7,038* | *628* | *86,248* | *43,046* | *43,202* | *1,343* | *1,308* | *35* |
| | 0–10 ... | 23,064 | 11,440 | 11,624 | 188 | 136 | 52 | 22,876 | 11,304 | 11,572 | 7 | 4 | 3 |
| | 10–15 ... | 10,591 | 5,410 | 5,181 | 730 | 626 | 104 | 9,861 | 4,784 | 5,077 | 80 | 72 | 8 |
| | 15–20 ... | 9,265 | 4,928 | 4,337 | 959 | 824 | 135 | 8,306 | 4,104 | 4,202 | 148 | 141 | 7 |
| | 20 and over. | 50,994 | 28,306 | 22,688 | 5,789 | 5,452 | 337 | 45,205 | 22,854 | 22,351 | 1,108 | 1,091 | 17 |
| MUSALMAN | TOTAL ... | *5,877* | *3,729* | *2,148* | *1,450* | *1,363* | *87* | *4,427* | *2,366* | *2,061* | *176* | *174* | *2* |
| | 0–10 ... | 1,132 | 570 | 562 | 15 | 11 | 4 | 1,117 | 559 | 558 | 2 | 2 | ... |
| | 10–15 ... | 580 | 350 | 230 | 98 | 88 | 10 | 482 | 262 | 220 | 6 | 6 | ... |
| | 15–20 ... | 716 | 476 | 240 | 193 | 172 | 21 | 523 | 304 | 219 | 15 | 15 | ... |
| | 20 and over. | 3,449 | 2,333 | 1,116 | 1,144 | 1,092 | 52 | 2,305 | 1,241 | 1,064 | 153 | 151 | 2 |
| CHRISTIAN | TOTAL ... | *17,343* | *8,907* | *8,436* | *7,331* | *4,581* | *2,750* | *10,012* | *4,326* | *5,686* | *4,922* | *3,069* | *1,853* |
| | 0–10 ... | 4,663 | 2,354 | 2,309 | 558 | 326 | 232 | 4,105 | 2,028 | 2,077 | 408 | 238 | 170 |
| | 10–15 ... | 2,100 | 1,032 | 1,068 | 920 | 499 | 421 | 1,180 | 533 | 647 | 605 | 321 | 284 |
| | 15–20 ... | 1,717 | 757 | 960 | 893 | 440 | 453 | 824 | 317 | 507 | 538 | 260 | 278 |
| | 20 and over. | 8,863 | 4,764 | 4,099 | 4,960 | 3,316 | 1,644 | 3,903 | 1,448 | 2,455 | 3,371 | 2,250 | 1,121 |
| OTHERS ... | TOTAL ... | *1,484* | *789* | *695* | *72* | *29* | *43* | *1,412* | *760* | *652* | *51* | *15* | *36* |
| | 0–10 ... | 310 | 166 | 144 | 6 | 3 | 3 | 304 | 163 | 141 | 2 | 1 | 1 |
| | 10–15 ... | 166 | 83 | 83 | 7 | 1 | 6 | 159 | 82 | 77 | 5 | 1 | 4 |
| | 15–20 ... | 156 | 71 | 85 | 11 | 2 | 9 | 145 | 69 | 76 | 9 | ... | 9 |
| | 20 and over. | 852 | 469 | 383 | 48 | 23 | 25 | 804 | 446 | 358 | 35 | 13 | 22 |
| **MALABAR.** | | | | | | | | | | | | | |
| ALL RELIGIONS | TOTAL ... | *3,015,119* | *1,482,616* | *1,532,503* | *334,657* | *281,480* | *53,177* | *2,680,462* | *1,201,136* | *1,479,326* | *21,123* | *18,503* | *2,620* |
| | 0–10 ... | 800,320 | 405,210 | 395,110 | 8,026 | 5,711 | 2,315 | 792,294 | 399,499 | 392,795 | 261 | 168 | 93 |
| | 10–15 ... | 364,615 | 189,205 | 175,410 | 34,781 | 26,512 | 8,269 | 329,834 | 162,693 | 167,141 | 2,317 | 1,889 | 428 |
| | 15–20 ... | 313,576 | 152,082 | 161,493 | 43,324 | 34,170 | 9,154 | 270,251 | 117,912 | 152,339 | 4,070 | 3,475 | 595 |
| | 20 and over... | 1,536,609 | 736,119 | 800,490 | 248,526 | 215,087 | 33,439 | 1,288,083 | 521,032 | 767,051 | 14,475 | 12,971 | 1,504 |
| HINDU ... | TOTAL ... | *2,008,082* | *979,399* | *1,028,683* | *262,475* | *217,680* | *44,795* | *1,745,607* | *761,719* | *983,888* | *14,816* | *14,160* | *656* |
| | 0–10 ... | 511,446 | 258,439 | 253,007 | 6,878 | 4,961 | 1,917 | 504,568 | 253,478 | 251,090 | 113 | 90 | 23 |
| | 10–15 ... | 235,492 | 121,243 | 114,249 | 28,640 | 21,833 | 6,807 | 206,852 | 99,410 | 107,442 | 1,708 | 1,538 | 170 |
| | 15–20 ... | 208,520 | 100,561 | 107,959 | 34,566 | 27,063 | 7,503 | 173,954 | 73,498 | 100,456 | 3,103 | 2,913 | 190 |
| | 20 and over... | 1,052,624 | 499,156 | 553,468 | 192,391 | 163,823 | 28,568 | 860,233 | 335,333 | 524,900 | 9,892 | 9,619 | 273 |
| MUSALMAN | TOTAL ... | *953,381* | *476,037* | *477,344* | *54,779* | *52,439* | *2,340* | *898,602* | *423,598* | *475,004* | *777* | *770* | *7* |
| | 0–10 ... | 274,641 | 139,589 | 135,052 | 448 | 362 | 86 | 274,193 | 139,227 | 134,966 | 5 | 5 | ... |
| | 10–15 ... | 122,721 | 64,749 | 57,972 | 3,875 | 3,439 | 436 | 118,846 | 61,310 | 57,536 | 58 | 57 | 1 |
| | 15–20 ... | 99,528 | 48,790 | 50,738 | 6,083 | 5,605 | 478 | 93,445 | 43,185 | 50,260 | 148 | 147 | 1 |
| | 20 and over... | 456,491 | 222,909 | 233,562 | 44,373 | 43,033 | 1,340 | 412,118 | 179,876 | 232,242 | 566 | 561 | 5 |
| CHRISTIAN | TOTAL ... | *53,015* | *26,837* | *26,178* | *17,174* | *11,180* | *5,994* | *35,841* | *15,657* | *20,184* | *5,448* | *3,513* | *1,935* |
| | 0–10 ... | 14,086 | 7,107 | 6,979 | 691 | 380 | 311 | 13,395 | 6,727 | 6,668 | 138 | 69 | 69 |
| | 10–15 ... | 6,321 | 3,168 | 3,153 | 2,241 | 1,225 | 1,016 | 4,080 | 1,943 | 2,137 | 542 | 289 | 253 |
| | 15–20 ... | 5,458 | 2,695 | 2,763 | 2,644 | 1,479 | 1,165 | 2,814 | 1,216 | 1,598 | 810 | 410 | 400 |
| | 20 and over... | 27,150 | 13,867 | 13,283 | 11,598 | 8,096 | 3,502 | 15,552 | 5,771 | 9,781 | 3,958 | 2,745 | 1,213 |
| OTHERS ... | TOTAL ... | *641* | *343* | *298* | *229* | *181* | *48* | *412* | *162* | *250* | *82* | *60* | *22* |
| | 0–10 ... | 147 | 75 | 72 | 9 | 8 | 1 | 138 | 67 | 71 | 5 | 4 | 1 |
| | 10–15 ... | 81 | 45 | 36 | 25 | 15 | 10 | 56 | 30 | 26 | 9 | 5 | 4 |
| | 15–20 ... | 69 | 36 | 33 | 31 | 23 | 8 | 38 | 13 | 25 | 9 | 5 | 4 |
| | 20 and over... | 344 | 187 | 157 | 164 | 135 | 29 | 180 | 52 | 128 | 59 | 46 | 13 |

This content downloaded from 106.51.163.168 on Wed, 05 Jun 2024 15:15:17 +00:00
All use subject to https://about.jstor.org/terms

# TABLE VIII.

## Education by religion and age. Part I.—Districts and States—*continued.*

| RELIGIONS. | AGE. | POPULATION. | | | | | | | | | LITERATE IN ENGLISH. | | |
|---|---|---|---|---|---|---|---|---|---|---|---|---|---|
| | | TOTAL. | | | LITERATE. | | | ILLITERATE. | | | | | |
| | | Persons. | Males. | Females. | Persons. | Males. | Females. | Persons. | Males. | Females. | Persons. | Males. | Females. |
| 1 | 2 | 3 | 4 | 5 | 6 | 7 | 8 | 9 | 10 | 11 | 12 | 13 | 14 |
| **ANJENGO.** | | | | | | | | | | | | | |
| ALL RELIGIONS | TOTAL ... | *5,572* | *2,690* | *2,882* | *1,324* | *802* | *522* | *4,248* | *1,888* | *2,360* | *447* | *240* | *207* |
| | 0-10 ... | 1,598 | 822 | 776 | 34 | 19 | 15 | 1,564 | 803 | 761 | 14 | 6 | 8 |
| | 10-15 ... | 695 | 350 | 345 | 195 | 107 | 88 | 500 | 243 | 257 | 59 | 20 | 39 |
| | 15-20 ... | 559 | 235 | 324 | 222 | 117 | 105 | 337 | 118 | 219 | 82 | 41 | 41 |
| | 20 and over... | 2,720 | 1,283 | 1,437 | 873 | 559 | 314 | 1,847 | 724 | 1,123 | 292 | 173 | 119 |
| HINDU ... | TOTAL ... | *1,591* | *794* | *797* | *327* | *295* | *32* | *1,264* | *499* | *765* | *24* | *23* | *1* |
| | 0-10 ... | 422 | 206 | 216 | 5 | 4 | 1 | 417 | 202 | 215 | ... | ... | ... |
| | 10-15 ... | 194 | 97 | 97 | 39 | 35 | 4 | 155 | 62 | 93 | 1 | 1 | ... |
| | 15-20 ... | 164 | 83 | 81 | 50 | 43 | 7 | 114 | 40 | 74 | 6 | 6 | ... |
| | 20 and over... | 811 | 408 | 403 | 233 | 213 | 20 | 578 | 195 | 383 | 17 | 16 | 1 |
| MUSALMAN | TOTAL ... | *221* | *118* | *103* | *26* | *25* | *1* | *195* | *93* | *102* | *2* | *2* | ... |
| | 0-10 ... | 71 | 44 | 27 | ... | ... | ... | 71 | 44 | 27 | ... | ... | ... |
| | 10-15 ... | 30 | 15 | 15 | 3 | 2 | 1 | 27 | 13 | 14 | ... | ... | ... |
| | 15-20 ... | 15 | 6 | 9 | 4 | 4 | ... | 11 | 2 | 9 | ... | ... | ... |
| | 20 and over... | 105 | 53 | 52 | 19 | 19 | ... | 86 | 34 | 52 | 2 | 2 | ... |
| CHRISTIAN | TOTAL ... | *3,760* | *1,778* | *1,982* | *971* | *482* | *489* | *2,789* | *1,296* | *1,493* | *421* | *215* | *206* |
| | 0-10 ... | 1,105 | 572 | 533 | 29 | 15 | 14 | 1,076 | 557 | 519 | 14 | 6 | 8 |
| | 10-15 ... | 471 | 238 | 233 | 153 | 70 | 83 | 318 | 168 | 150 | 58 | 19 | 39 |
| | 15-20 ... | 380 | 146 | 234 | 168 | 70 | 98 | 212 | 76 | 136 | 76 | 35 | 41 |
| | 20 and over... | 1,804 | 822 | 982 | 621 | 327 | 294 | 1,183 | 495 | 688 | 273 | 155 | 118 |
| **SOUTH CANARA.** | | | | | | | | | | | | | |
| ALL RELIGIONS. | TOTAL ... | *1,195,227* | *578,088* | *617,139* | *94,260* | *83,633* | *10,627* | *1,100,967* | *494,455* | *606,512* | *8,338* | *6,967* | *1,371* |
| | 0-10 ... | 310,574 | 155,249 | 155,325 | 2,129 | 1,630 | 499 | 308,445 | 153,619 | 154,826 | 88 | 30 | 58 |
| | 10-15 ... | 148,190 | 75,261 | 72,929 | 10,931 | 8,862 | 2,069 | 137,259 | 66,399 | 70,860 | 955 | 697 | 258 |
| | 15-20 ... | 119,342 | 57,998 | 61,344 | 13,549 | 11,377 | 2,172 | 105,793 | 46,621 | 59,172 | 1,689 | 1,388 | 301 |
| | 20 and over... | 617,121 | 289,580 | 327,541 | 67,651 | 61,764 | 5,887 | 549,470 | 227,816 | 321,654 | 5,606 | 4,852 | 754 |
| HINDU ... | TOTAL ... | *949,427* | *456,262* | *493,165* | *69,629* | *63,901* | *5,728* | *879,798* | *392,361* | *487,437* | *4,376* | *4,187* | *189* |
| | 0-10 ... | 241,254 | 120,413 | 120,841 | 1,560 | 1,247 | 313 | 239,694 | 119,166 | 120,528 | 14 | 10 | 4 |
| | 10-15 ... | 116,136 | 59,205 | 56,931 | 7,905 | 6,704 | 1,201 | 108,231 | 52,501 | 55,730 | 433 | 391 | 42 |
| | 15-20 ... | 95,374 | 46,076 | 49,298 | 9,924 | 8,716 | 1,208 | 85,450 | 37,360 | 48,090 | 924 | 876 | 48 |
| | 20 and over .. | 496,663 | 230,568 | 266,095 | 50,240 | 47,234 | 3,006 | 446,423 | 183,334 | 263,089 | 3,005 | 2,910 | 95 |
| MUSALMAN | TOTAL ... | *140,700* | *70,080* | *70,620* | *10,554* | *9,496* | *1,058* | *130,146* | *60,584* | *69,562* | *248* | *248* | ... |
| | 0-10 ... | 40,364 | 20,245 | 20,119 | 134 | 115 | 19 | 40,230 | 20,130 | 20,100 | ... | ... | ... |
| | 10-15 ... | 18,547 | 9,389 | 9,158 | 885 | 749 | 136 | 17,662 | 8,640 | 9,022 | 8 | 8 | ... |
| | 15-20 ... | 13,979 | 6,923 | 7,056 | 1,256 | 1,070 | 186 | 12,723 | 5,853 | 6,870 | 52 | 52 | ... |
| | 20 and over... | 67,810 | 33,523 | 34,287 | 8,279 | 7,562 | 717 | 59,531 | 25,961 | 33,570 | 188 | 188 | ... |
| CHRISTIAN | TOTAL ... | *96,029* | *47,046* | *48,983* | *11,985* | *8,408* | *3,577* | *84,044* | *38,638* | *45,406* | *3,627* | *2,471* | *1,156* |
| | 0-10 ... | 27,149 | 13,728 | 13,421 | 400 | 245 | 155 | 26,749 | 13,483 | 13,266 | 70 | 19 | 51 |
| | 10-15 ... | 12,452 | 6,109 | 6,343 | 1,943 | 1,254 | 689 | 10,509 | 4,855 | 5,654 | 507 | 294 | 213 |
| | 15-20 ... | 9,098 | 4,534 | 4,564 | 2,067 | 1,352 | 715 | 7,031 | 3,182 | 3,849 | 694 | 450 | 244 |
| | 20 and over... | 47,330 | 22,675 | 24,655 | 7,575 | 5,557 | 2,018 | 39,755 | 17,118 | 22,637 | 2,356 | 1,708 | 648 |
| JAIN ... | TOTAL ... | *8,898* | *4,613* | *4,285* | *1,984* | *1,766* | *218* | *6,914* | *2,847* | *4,067* | *16* | *16* | ... |
| | 0-10 ... | 1,746 | 836 | 910 | 22 | 17 | 5 | 1,724 | 819 | 905 | ... | ... | ... |
| | 10-15 ... | 1,034 | 545 | 489 | 181 | 144 | 37 | 853 | 401 | 452 | ... | ... | ... |
| | 15-20 ... | 869 | 456 | 413 | 282 | 231 | 51 | 587 | 225 | 362 | 3 | 3 | ... |
| | 20 and over... | 5,249 | 2,776 | 2,473 | 1,499 | 1,374 | 125 | 3,750 | 1,402 | 2,348 | 13 | 13 | ... |
| **PUDUKKOTTAI.** | | | | | | | | | | | | | |
| ALL RELIGIONS | TOTAL ... | *411,886* | *196,566* | *215,320* | *34,130* | *32,791* | *1,339* | *377,756* | *163,775* | *213,981* | *1,740* | *1,717* | *23* |
| | 0-10 ... | 109,203 | 53,548 | 55,655 | 530 | 476 | 54 | 108,673 | 53,072 | 55,601 | 4 | 4 | ... |
| | 10-15 ... | 43,188 | 22,406 | 20,782 | 2,908 | 2,688 | 220 | 40,280 | 19,718 | 20,562 | 92 | 90 | 2 |
| | 15-20 ... | 32,442 | 16,291 | 16,151 | 3,395 | 3,129 | 266 | 29,047 | 13,162 | 15,885 | 254 | 253 | 1 |
| | 20 and over... | 227,053 | 104,321 | 122,732 | 27,297 | 26,498 | 799 | 199,756 | 77,823 | 121,933 | 1,390 | 1,370 | 20 |
| HINDU ... | TOTAL ... | *382,044* | *182,387* | *199,657* | *30,086* | *28,910* | *1,176* | *351,958* | *153,477* | *198,481* | *1,610* | *1,602* | *8* |
| | 0-10 ... | 100,631 | 49,379 | 51 252 | 447 | 403 | 44 | 100,184 | 48,976 | 51,208 | 3 | 3 | ... |
| | 10-15 ... | 39,786 | 20,677 | 19,109 | 2,499 | 2,302 | 197 | 37,287 | 18,375 | 18,912 | 86 | 86 | ... |
| | 15 20 ... | 29,956 | 15 072 | 14,884 | 2,938 | 2,702 | 236 | 27,018 | 12.370 | 14,648 | 237 | 236 | 1 |
| | 20 and over... | 211,671 | 97,259 | 114,412 | 24,202 | 23,503 | 699 | 187,469 | 73,756 | 113,713 | 1,284 | 1,277 | 7 |
| MUSALMAN. | TOTAL ... | *13,445* | *6,240* | *7,205* | *2,281* | *2,237* | *44* | *11,164* | *4,003* | *7,161* | *27* | *27* | ... |
| | 0-10 ... | 4,108 | 2,004 | 2,104 | 50 | 47 | 3 | 4,058 | 1,957 | 2,101 | ... | ... | ... |
| | 10-15 ... | 1,507 | 736 | 771 | 215 | 205 | 10 | 1,292 | 531 | 761 | 1 | 1 | ... |
| | 15-20 ... | 1,098 | 488 | 610 | 243 | 235 | 8 | 855 | 253 | 602 | 5 | 5 | ... |
| | 20 and over... | 6,732 | 3,012 | 3,720 | 1,773 | 1,750 | 23 | 4,959 | 1,262 | 3,697 | 21 | 21 | ... |
| CHRISTIAN | TOTAL ... | *16,393* | *7,939* | *8,454* | *1,762* | *1,644* | *118* | *14.631* | *6,295* | *8,336* | *103* | *88* | *15* |
| | 0-10 ... | 4,462 | 2,165 | 2,297 | 33 | 26 | 7 | 4,429 | 2,139 | 2,290 | 1 | 1 | ... |
| | 10-15 ... | 1,894 | 993 | 901 | 194 | 181 | 13 | 1,700 | 812 | 888 | 5 | 3 | 2 |
| | 15-20 ... | 1,388 | 731 | 657 | 214 | 192 | 22 | 1,174 | 539 | 635 | 12 | 12 | ... |
| | 20 and over... | 8,649 | 4,050 | 4,599 | 1,321 | 1,245 | 76 | 7,328 | 2,805 | 4,523 | 85 | 72 | 13 |
| BUDDHIST | TOTAL ... | *4* | ... | *4* | *1* | .. | *1* | *3* | ... | *3* | ... | ... | ... |
| | 0-10 ... | 2 | ... | 2 | ... | ... | .. | 2 | ... | 2 | ... | ... | .. |
| | 10-15 ... | 1 | ... | 1 | ... | ... | ... | 1 | ... | 1 | ... | ... | ... |
| | 15-20 ... | ... | ... | .. | ... | .. | ... | ... | ... | ... | .. | .. | .. |
| | 20 and over... | 1 | ... | 1 | 1 | ... | 1 | ... | ... | ... | ... | ... | ... |

This content downloaded from 106.51.163.168 on Wed, 05 Jun 2024 15:15:17 +00:00
All use subject to https://about.jstor.org/terms

# TABLE VIII.

## Education by religion and age. Part I.—Districts and States—*continued*.

| RELIGIONS. | AGE. | POPULATION. | | | | | | | | | LITERATE IN ENGLISH. | | |
|---|---|---|---|---|---|---|---|---|---|---|---|---|---|
| | | TOTAL. | | | LITERATE. | | | ILLITERATE. | | | | | |
| | | Persons. | Males. | Females. | Persons. | Males. | Females. | Persons. | Males. | Females. | Persons. | Males. | Females. |
| 1 | 2 | 3 | 4 | 5 | 6 | 7 | 8 | 9 | 10 | 11 | 12 | 13 | 14 |
| **BANGANAPALLE.** | | | | | | | | | | | | | |
| ALL RELIGIONS | TOTAL | *39,344* | *19,776* | *19,568* | *1,849* | *1,735* | *114* | *37,495* | *18,041* | *19,454* | *138* | *137* | *1* |
| | 0-10 | 9,435 | 4,684 | 4,751 | 33 | 26 | 7 | 9,402 | 4,658 | 4,744 | ... | ... | ... |
| | 10-15 | 4,651 | 2,388 | 2,263 | 180 | 160 | 20 | 4,471 | 2,228 | 2,243 | 19 | 19 | ... |
| | 15-20 | 2,805 | 1,327 | 1,478 | 143 | 127 | 16 | 2,662 | 1,200 | 1,462 | 18 | 18 | ... |
| | 20 and over | 22,453 | 11,377 | 11,076 | 1,493 | 1,422 | 71 | 20,960 | 9,955 | 11,005 | 101 | 100 | 1 |
| HINDU | TOTAL | *30,501* | *15,379* | *15,122* | *1,472* | *1,397* | *75* | *29,029* | *13,982* | *15,047* | *53* | *53* | ... |
| | 0-10 | 7,051 | 3,527 | 3,524 | 32 | 26 | 6 | 7,019 | 3,501 | 3,518 | ... | ... | ... |
| | 10-15 | 3,621 | 1,835 | 1,786 | 138 | 125 | 13 | 3,483 | 1,710 | 1,773 | 7 | 7 | ... |
| | 15-20 | 2,202 | 1,085 | 1,117 | 129 | 118 | 11 | 2,073 | 967 | 1,106 | 11 | 11 | ... |
| | 20 and over | 17,627 | 8,932 | 8,695 | 1,173 | 1,128 | 45 | 16,454 | 7,804 | 8,650 | 35 | 35 | ... |
| MUSALMAN | TOTAL | *8,054* | *3,972* | *4,082* | *347* | *312* | *35* | *7,707* | *3,660* | *4,047* | *76* | *76* | ... |
| | 0-10 | 2,172 | 1,038 | 1,134 | ... | ... | ... | 2,172 | 1,038 | 1,134 | ... | ... | ... |
| | 10-15 | 933 | 506 | 427 | 35 | 29 | 6 | 898 | 477 | 421 | 12 | 12 | ... |
| | 15-20 | 531 | 210 | 321 | 12 | 8 | 4 | 519 | 202 | 317 | 7 | 7 | ... |
| | 20 and over | 4,418 | 2,218 | 2,200 | 300 | 275 | 25 | 4,118 | 1,943 | 2,175 | 57 | 57 | ... |
| CHRISTIAN | TOTAL | *785* | *422* | *363* | *29* | *25* | *4* | *756* | *397* | *359* | *8* | *7* | *1* |
| | 0-10 | 212 | 119 | 93 | 1 | ... | 1 | 211 | 119 | 92 | ... | ... | ... |
| | 10-15 | 97 | 47 | 50 | 7 | 6 | 1 | 90 | 41 | 49 | ... | ... | ... |
| | 15-20 | 72 | 32 | 40 | 2 | 1 | 1 | 70 | 31 | 39 | ... | ... | ... |
| | 20 and over | 404 | 224 | 180 | 19 | 18 | 1 | 385 | 206 | 179 | 8 | 7 | 1 |
| OTHERS | TOTAL | *4* | *3* | *1* | *1* | *1* | ... | *3* | *2* | *1* | *1* | *1* | ... |
| | 0-10 | ... | ... | ... | ... | ... | ... | ... | ... | ... | ... | ... | ... |
| | 10-15 | ... | ... | ... | ... | ... | ... | ... | ... | ... | ... | ... | ... |
| | 15-20 | ... | ... | ... | ... | ... | ... | ... | ... | ... | ... | ... | ... |
| | 20 and over | 4 | 3 | 1 | 1 | 1 | ... | 3 | 2 | 1 | 1 | 1 | ... |
| **SANDUR.** | | | | | | | | | | | | | |
| ALL RELIGIONS | TOTAL | *13,526* | *6,711* | *6,815* | *711* | *662* | *49* | *12,815* | *6,049* | *6,766* | *66* | *60* | *6* |
| | 0-10 | 3,588 | 1,702 | 1,886 | 6 | 5 | 1 | 3,582 | 1,697 | 1,885 | ... | ... | ... |
| | 10-15 | 1,642 | 838 | 804 | 78 | 62 | 16 | 1,564 | 776 | 788 | 3 | 2 | 1 |
| | 15-20 | 1,076 | 573 | 503 | 84 | 71 | 13 | 992 | 502 | 490 | 7 | 7 | ... |
| | 20 and over | 7,220 | 3,598 | 3,622 | 543 | 524 | 19 | 6,677 | 3,074 | 3,603 | 56 | 51 | 5 |
| HINDU | TOTAL | *10,885* | *5,380* | *5,505* | *621* | *582* | *39* | *10,264* | *4,798* | *5,466* | *40* | *40* | ... |
| | 0-10 | 2,825 | 1,331 | 1,494 | 6 | 5 | 1 | 2,819 | 1,326 | 1,493 | ... | ... | ... |
| | 10-15 | 1,313 | 659 | 654 | 71 | 56 | 15 | 1,242 | 603 | 639 | 1 | 1 | ... |
| | 15-20 | 841 | 453 | 388 | 75 | 62 | 13 | 766 | 391 | 375 | 7 | 7 | ... |
| | 20 and over | 5,906 | 2,937 | 2,969 | 469 | 459 | 10 | 5,437 | 2,478 | 2,959 | 32 | 32 | ... |
| MUSALMAN | TOTAL | *2,560* | *1,285* | *1,275* | *56* | *54* | *2* | *2,504* | *1,231* | *1,273* | *6* | *6* | ... |
| | 0-10 | 750 | 365 | 385 | ... | ... | ... | 750 | 365 | 385 | ... | ... | ... |
| | 10-15 | 316 | 172 | 144 | 2 | 2 | ... | 314 | 170 | 144 | ... | ... | ... |
| | 15-20 | 226 | 117 | 109 | 7 | 7 | ... | 219 | 110 | 109 | ... | ... | ... |
| | 20 and over | 1,268 | 631 | 637 | 47 | 45 | 2 | 1,221 | 586 | 635 | 6 | 6 | ... |
| CHRISTIAN | TOTAL | *71* | *38* | *33* | *26* | *18* | *8* | *45* | *20* | *25* | *20* | *14* | *6* |
| | 0-10 | 13 | 6 | 7 | ... | ... | ... | 13 | 6 | 7 | ... | ... | ... |
| | 10-15 | 10 | 5 | 5 | 3 | 2 | 1 | 7 | 3 | 4 | 2 | 1 | 1 |
| | 15-20 | 7 | 1 | 6 | ... | ... | ... | 7 | 1 | 6 | ... | ... | ... |
| | 20 and over | 41 | 26 | 15 | 23 | 16 | 7 | 18 | 10 | 8 | 18 | 13 | 5 |
| JAIN | TOTAL | *10* | *8* | *2* | *8* | *8* | ... | *2* | ... | *2* | ... | ... | ... |
| | 0-10 | ... | ... | ... | ... | ... | ... | ... | ... | ... | ... | ... | ... |
| | 10-15 | 3 | 2 | 1 | 2 | 2 | ... | 1 | ... | 1 | ... | ... | ... |
| | 15-20 | 2 | 2 | ... | 2 | 2 | ... | ... | ... | ... | ... | ... | ... |
| | 20 and over | 5 | 4 | 1 | 4 | 4 | ... | 1 | ... | 1 | ... | ... | ... |

This content downloaded from 106.51.163.168 on Wed, 05 Jun 2024 15:15:17 +00:00
All use subject to https://about.jstor.org/terms

# TABLE VIII.

## EDUCATION BY RELIGION AND AGE.

## PART II.—CITIES.



This content downloaded from
106.51.163.168 on Wed, 05 Jun 2024 15:15:17 +00:00
All use subject to https://about.jstor.org/terms

# TABLE VIII.

## Education by religion and age. Part II.—Cities.

| CITY. | AGE. | POPULATION. | | | | | | | | | LITERATE IN ENGLISH. | | |
|---|---|---|---|---|---|---|---|---|---|---|---|---|---|
| | | TOTAL. | | | LITERATE. | | | ILLITERATE. | | | | | |
| | | Persons. | Males. | Females. | Persons. | Males. | Females. | Persons. | Males. | Females. | Persons | Males. | Females. |
| 1 | 2 | 3 | 4 | 5 | 6 | 7 | 8 | 9 | 10 | 11 | 12 | 13 | 14 |
| **PART II.—CITIES.** | | | | | | | | | | | | | |
| BELLARY. | TOTAL ... | *34,956* | *18,474* | *16,482* | *6,309* | *5,291* | *1,018* | *28,647* | *13,183* | *15,464* | *2,534* | *2,233* | *301* |
| | 0-10 | 7,951 | 3,815 | 4,136 | 194 | 145 | 49 | 7,757 | 3,670 | 4,087 | 39 | 36 | 3 |
| | 10-15 ... | 4,313 | 2,177 | 2,136 | 688 | 545 | 143 | 3,625 | 1,632 | 1,993 | 260 | 222 | 38 |
| | 15-20 ... | 2,897 | 1,691 | 1,206 | 904 | 775 | 129 | 1,993 | 916 | 1,077 | 404 | 380 | 24 |
| | 20 and over. | 19,795 | 10,791 | 9,004 | 4,523 | 3,826 | 697 | 15,272 | 6,965 | 8,307 | 1,831 | 1,595 | 236 |
| CALICUT... | TOTAL ... | *78,417* | *40,680* | *37,737* | *18,546* | *14,322* | *4,224* | *59,871* | *26,358* | *33,513* | *4,152* | *3,345* | *807* |
| | 0-10 | 18,634 | 9,598 | 9,036 | 686 | 417 | 269 | 17,948 | 9,181 | 8,767 | 68 | 47 | 21 |
| | 10-15 ... | 8,274 | 4,531 | 3,743 | 2,050 | 1,401 | 649 | 6,224 | 3,130 | 3,094 | 419 | 292 | 127 |
| | 15-20 ... | 8,894 | 4,548 | 4,346 | 2,915 | 2,112 | 803 | 5,979 | 2,436 | 3,543 | 837 | 645 | 192 |
| | 20 and over. | 42,615 | 22,003 | 20,612 | 12,895 | 10,392 | 2,503 | 29,720 | 11,611 | 18,109 | 2,828 | 2,361 | 467 |
| COCANADA. | TOTAL ... | *54,110* | *26,629* | *27,481* | *9,024* | *7,075* | *1,949* | *45,086* | *19,554* | *25,532* | *2,629* | *2,323* | *306* |
| | 0-10 ... | 13,473 | 6,676 | 6,797 | 494 | 325 | 169 | 12,979 | 6,351 | 6,628 | 65 | 39 | 26 |
| | 10-15 ... | 6,305 | 3,303 | 3,002 | 1,316 | 917 | 399 | 4,989 | 2,386 | 2,603 | 324 | 274 | 50 |
| | 15-20 ... | 4,631 | 2,310 | 2,321 | 1,333 | 981 | 352 | 3,298 | 1,329 | 1,969 | 436 | 391 | 45 |
| | 20 and over. | 29,701 | 14,340 | 15,361 | 5,881 | 4,852 | 1,029 | 23,820 | 9,488 | 14,332 | 1,804 | 1,619 | 185 |
| COIMBATORE. | TOTAL ... | *47,007* | *23,399* | *23,608* | *11,901* | *9,839* | *2,062* | *35,106* | *13,560* | *21,546* | *2,772* | *2,396* | *376* |
| | 0-10 ... | 11,785 | 5,820 | 5,965 | 535 | 359 | 176 | 11,250 | 5,461 | 5,789 | 51 | 21 | 30 |
| | 10-15 ... | 5,688 | 2,985 | 2,703 | 1,553 | 1,153 | 400 | 4,135 | 1,832 | 2,303 | 276 | 200 | 76 |
| | 15-20 ... | 4,745 | 2,439 | 2,306 | 1,757 | 1,354 | 403 | 2,988 | 1,085 | 1,903 | 517 | 451 | 66 |
| | 20 and over. | 24,789 | 12,155 | 12,634 | 8,056 | 6,973 | 1,083 | 16,733 | 5,182 | 11,551 | 1,928 | 1,724 | 204 |
| CONJEEVERAM. | TOTAL ... | *53,864* | *26,451* | *27,413* | *13,301* | *11,761* | *1,540* | *40,563* | *14,690* | *25,873* | *1,670* | *1,626* | *44* |
| | 0-10 ... | 12,314 | 5,957 | 6,357 | 635 | 497 | 138 | 11,679 | 5,460 | 6,219 | 55 | 54 | 1 |
| | 10-15 ... | 6,208 | 3,352 | 2,856 | 1,783 | 1,477 | 306 | 4,425 | 1,875 | 2,550 | 347 | 337 | 10 |
| | 15-20 ... | 5,067 | 2,635 | 2,432 | 1,620 | 1,389 | 231 | 3,447 | 1,246 | 2,201 | 366 | 359 | 7 |
| | 20 and over. | 30,275 | 14,507 | 15,768 | 9,263 | 8,398 | 865 | 21,012 | 6,109 | 14,903 | 902 | 876 | 26 |
| CUDDALORE. | TOTAL ... | *56,574* | *28,012* | *28,562* | *11,219* | *9,509* | *1,710* | *45,355* | *18,503* | *26,852* | *2,396* | *2,294* | *102* |
| | 0-10 ... | 14,609 | 7,186 | 7,423 | 359 | 242 | 117 | 14,250 | 6,944 | 7,306 | 25 | 21 | 4 |
| | 10 15 ... | 6,297 | 3,404 | 2,893 | 1,542 | 1,233 | 309 | 4,755 | 2,171 | 2,584 | 262 | 256 | 6 |
| | 15-20 ... | 5,489 | 2,702 | 2,787 | 1,644 | 1,305 | 339 | 3,845 | 1,397 | 2,448 | 518 | 502 | 16 |
| | 20 and over. | 30,179 | 14,720 | 15,459 | 7,674 | 6,729 | 945 | 22,505 | 7,991 | 14,514 | 1,591 | 1,515 | 76 |
| KUMBAKONAM. | TOTAL ... | *64,647* | *31,327* | *33,320* | *16,598* | *14,695* | *1,903* | *48,049* | *16,632* | *31,417* | *2,993* | *2,923* | *70* |
| | 0-10 ... | 14,241 | 6,956 | 7,285 | 452 | 350 | 102 | 13,789 | 6,606 | 7,183 | 25 | 20 | 5 |
| | 10-15 ... | 7,065 | 3,841 | 3,224 | 2,047 | 1,687 | 360 | 5,018 | 2,154 | 2,864 | 345 | 342 | 3 |
| | 15-20 ... | 6,446 | 3,248 | 3,198 | 2,403 | 2,060 | 343 | 4,043 | 1,188 | 2,855 | 730 | 721 | 9 |
| | 20 and over. | 36,895 | 17,282 | 19,613 | 11,696 | 10,598 | 1,098 | 25,199 | 6,684 | 18,515 | 1,893 | 1,840 | 53 |
| MADURA... | TOTAL ... | *134,130* | *67,091* | *67,039* | *30,991* | *27,656* | *3,335* | *103,139* | *39,435* | *63,704* | *5,675* | *5,136* | *539* |
| | 0-10 ... | 30,548 | 14,981 | 15,567 | 902 | 709 | 193 | 29,646 | 14,272 | 15,374 | 67 | 50 | 17 |
| | 10-15 ... | 14,789 | 7,762 | 7,027 | 3,987 | 3,260 | 727 | 10,802 | 4,502 | 6,300 | 777 | 676 | 101 |
| | 15-20 ... | 13,896 | 7,239 | 6,657 | 4,458 | 3,876 | 582 | 9,438 | 3,363 | 6,075 | 1,118 | 986 | 132 |
| | 20 and over. | 74,897 | 37,109 | 37,788 | 21,644 | 19,811 | 1,833 | 53,253 | 17,298 | 35,955 | 3,713 | 3,424 | 289 |
| NEGAPATAM. | TOTAL ... | *60,168* | *29,995* | *30,173* | *14,114* | *12,441* | *1,673* | *46,054* | *17,554* | *28,500* | *3,169* | *2,842* | *327* |
| | 0-10 ... | 12,358 | 6,102 | 6,256 | 376 | 283 | 93 | 11,982 | 5,819 | 6,163 | 47 | 33 | 14 |
| | 10-15 ... | 5,790 | 2,998 | 2,792 | 1,400 | 1,191 | 269 | 4,330 | 1,807 | 2,523 | 261 | 228 | 33 |
| | 15-20 ... | 5,765 | 2,808 | 2,957 | 1,761 | 1,466 | 295 | 4,004 | 1,342 | 2,662 | 443 | 397 | 46 |
| | 20 and over. | 36,255 | 18,087 | 18,168 | 10,517 | 9,501 | 1,016 | 25,738 | 8,586 | 17,152 | 2,418 | 2,184 | 234 |
| SALEM ... | TOTAL ... | *59,153* | *29,232* | *29,921* | *9,149* | *8,349* | *800* | *50,004* | *20,883* | *29,121* | *1,190* | *1,091* | *99* |
| | 0-10 ... | 15,591 | 7,629 | 7,962 | 265 | 207 | 58 | 15,326 | 7,422 | 7,904 | 9 | 6 | 3 |
| | 10-15 ... | 7,101 | 3,704 | 3,397 | 1,112 | 923 | 189 | 5,989 | 2,781 | 3,208 | 144 | 133 | 11 |
| | 15-20 ... | 5,514 | 2,808 | 2,706 | 1,186 | 1,038 | 148 | 4,328 | 1,770 | 2,558 | 253 | 223 | 30 |
| | 20 and over. | 30,947 | 15,091 | 15,856 | 6,586 | 6,181 | 405 | 24,361 | 8,910 | 15,451 | 784 | 729 | 55 |
| TANJORE. | TOTAL ... | *60,341* | *28,777* | *31,564* | *15,613* | *13,120* | *2,493* | *44,728* | *15,657* | *29,071* | *3,888* | *3,626* | *262* |
| | 0-10 ... | 13,669 | 6,551 | 7,118 | 664 | 465 | 199 | 13,005 | 6,086 | 6,919 | 56 | 48 | 8 |
| | 10 15 ... | 6,505 | 3,308 | 3,197 | 2,147 | 1,653 | 494 | 4,358 | 1,655 | 2,703 | 537 | 485 | 52 |
| | 15-20 ... | 5,570 | 2,772 | 2,798 | 2,173 | 1,702 | 471 | 3,397 | 1,070 | 2,327 | 729 | 654 | 75 |
| | 20 and over. | 34,597 | 16,146 | 18,451 | 10,629 | 9,300 | 1,329 | 23,968 | 6,846 | 17,122 | 2,566 | 2,439 | 127 |
| TRICHINOPOLY. | TOTAL ... | *123,512* | *61,560* | *61,952* | *31,983* | *26,650* | *5,333* | *91,529* | *34,910* | *56,619* | *8,937* | *8,126* | *811* |
| | 0-10 ... | 31,006 | 15,271 | 15,735 | 1,181 | 842 | 339 | 29,825 | 14,429 | 15,396 | 150 | 95 | 55 |
| | 10-15 ... | 13,992 | 7,533 | 6,459 | 3,931 | 2,963 | 968 | 10,061 | 4,570 | 5,491 | 964 | 810 | 154 |
| | 15-20 ... | 12,161 | 6,294 | 5,867 | 4,843 | 3,818 | 1,025 | 7,318 | 2,476 | 4,842 | 1,838 | 1,662 | 176 |
| | 20 and over. | 66,353 | 32,462 | 33,891 | 22,028 | 19,027 | 3,001 | 44,325 | 13,435 | 30,890 | 5,985 | 5,559 | 426 |

This content downloaded from
106.51.163.168 on Wed, 05 Jun 2024 15:15:17 +00:00
All use subject to https://about.jstor.org/terms

# TABLE IX.

## EDUCATION BY CASTE, TRIBE OR RACE.

This table was prepared in 1901 only for a few castes in certain selected localities. This time it gives details by caste, tribe or race for (i) the literates, and (ii) the literates in English, throughout the Presidency.

The castes, tribes or races have been arranged in the table according to religion, and Hindu and Animistic castes have been further classified by linguistic divisions. Within each group the castes, etc., follow one another in the order of strength.

Castes which have returned no literates are clubbed together and shown as 'others' in their respective divisions.

This content downloaded from
106.51.163.168 on Wed, 05 Jun 2024 15:15:17 +00:00
All use subject to https://about.jstor.org/terms

# TABLE IX.

## Education by caste, tribe or race.

| CASTE, TRIBE OR RACE. | MALES. | | | FEMALES. | | |
|---|---|---|---|---|---|---|
| | Population. | Literate. | Literate in English. | Population. | Literate. | Literate in English. |
| 1 | 2 | 3 | 4 | 5 | 6 | 7 |
| **Hindu and Animistic.** | *18,633,021* | 2,477,057 | 193,897 | *19,235,479* | 204,199 | 3,771 |
| **Tamil Castes** ... | *7,786,906* | 1,203,110 | 95,946 | *8,132,453* | 77,858 | 1,550 |
| Palli ... | 1,383,660 | 134,016 | 2,618 | 1,436,596 | 3,346 | 73 |
| Vellála ... | 1,248,052 | 306,678 | 26,462 | 1,287,739 | 22,320 | 495 |
| Paraiyan | 1,153,356 | 32,440 | 1,722 | 1,210,446 | 1,574 | 67 |
| Pallan | 414,945 | 16,397 | 151 | 451,187 | 381 | 1 |
| Idaiyan | 360,154 | 38,793 | 2,095 | 374,613 | 1,807 | 36 |
| Shánán | 314,733 | 56,993 | 940 | 327,243 | 2,171 | 5 |
| Kammálan | 274,693 | 71,930 | 1,109 | 284,512 | 2,271 | 33 |
| Kallan | 258,756 | 40,689 | 705 | 276,471 | 1,129 | 14 |
| Bráhman | 238,594 | 171,616 | 53,130 | 241,469 | 28,951 | 684 |
| Kaikólan | 179,467 | 10,960 | 683 | 188,880 | 2,708 | 13 |
| Maravan | 177,785 | 24,469 | 229 | 186,977 | 589 | 22 |
| Valaiyan | 172,554 | 7,371 | 11 | 186,294 | 199 | |
| Chetti | 171,058 | 66,057 | 1,671 | 179,193 | 2,083 | 38 |
| Agamudaiyan | 167,793 | 34,970 | 549 | 181,960 | 858 | 3 |
| Vannán | 120,605 | 7,608 | 124 | 121,420 | 214 | |
| Ambattan | 105,199 | 14,800 | 136 | 107,851 | 401 | 2 |
| Vániyan | 95,028 | 30,116 | 1,062 | 99,774 | 1,553 | 26 |
| Ambalakáran | 90,326 | 4,415 | 11 | 94,851 | 183 | 3 |
| Nattamán | 79,298 | 11,928 | 61 | 83,488 | 174 | |
| Kusavan | 75,222 | 7,569 | 130 | 77,905 | 243 | 1 |
| Kuravan | 53,648 | 3,446 | 26 | 56,036 | 98 | 1 |
| Irula | 50,095 | 431 | | 50,564 | 20 | |
| Yerukala ... | 44,728 | 665 | 12 | 43,513 | 48 | |
| Muttiriyan ... | 43,321 | 3,248 | 57 | 43,535 | 70 | |
| Andi ... | 39,815 | 4,311 | 31 | 42,308 | 167 | |
| Pandáram | 32,983 | 6,345 | 124 | 33,885 | 218 | 3 |
| Sembadavan | 31,905 | 2,453 | 36 | 32,498 | 44 | 2 |
| Malayáli | 31,395 | 3,928 | 162 | 32,092 | 78 | |
| Valluvan | 31,694 | 8,428 | 210 | 31,799 | 312 | 6 |
| Kanakkan | 31,640 | 15,713 | 996 | 31,720 | 828 | 11 |
| Úráli ... | 30,125 | 1,470 | 3 | 31,622 | 8 | |
| Véttuvan | 28,278 | 1,715 | 11 | 30,898 | 34 | |
| Malaimán | 27,478 | 5,393 | 25 | 29,556 | 87 | |
| Védan | 23,039 | 617 | 7 | 23,760 | 14 | |
| Sudarmán | 22,970 | 3,134 | 21 | 23,737 | 39 | |
| Uppiliyan ... | 22,064 | 1,410 | 34 | 23,267 | 38 | |
| Sónaikkudiyán | 18,827 | 2,225 | 67 | 19,306 | 197 | |
| Pattanavan | 17,896 | 774 | 27 | 17,576 | 88 | |
| Panikkan ... | 14,537 | 3,113 | 13 | 15,546 | 134 | 5 |
| Vallamban ... | 11,993 | 1,554 | 4 | 13,329 | 11 | |
| Pariváram ... | 10,090 | 892 | 1 | 10,695 | 21 | |
| Panisavan ... | 9,640 | 894 | 39 | 9,913 | 26 | |
| Pattapu ... | 6,627 | 44 | 3 | 6,748 | | |
| Náttán ... | 6,234 | 325 | 9 | 6,517 | 21 | 1 |
| Udaiyán ... | 5,723 | 813 | 43 | 6,766 | 42 | |
| Karumpurattán. | 5,256 | 168 | | 6,364 | 10 | |
| Mélakkáran ... | 5,045 | 1,595 | 16 | 5,880 | 391 | 3 |
| Kavandan ... | 5,059 | 940 | 39 | 5,252 | 22 | |
| Múppan ... | 3,878 | 337 | 23 | 4,080 | 7 | |
| Póluvan ... | 2,946 | 1,244 | 9 | 3,679 | 32 | |
| Valuvádi ... | 3,218 | 75 | | 3,189 | | |
| Ilamagan ... | 3,114 | 113 | | 4,046 | | |
| Oo'chán ... | 2,461 | 738 | 75 | 2,696 | 15 | |
| Dási ... | 1,691 | 242 | 5 | 3,290 | 691 | |
| Karaiyán | 2,312 | 297 | 30 | 2,253 | 10 | |
| Nókkan ... | 2,150 | 778 | 20 | 2,378 | 36 | |
| Kunnavan ... | 2,127 | 188 | | 2,224 | 2 | |
| Pulaiyan ... | 1,952 | 152 | ... | 2,363 | 2 | 1 |
| Malasar ... | 2,250 | 5 | ... | 1,949 | | |
| Kúttádi ... | 2,035 | 356 | 1 | 2,140 | 123 | |
| Pánán ... ... | 1,329 | 220 | 10 | 1,539 | 23 | |
| Tondamán ... | 1,393 | 189 | 6 | 1,444 | 7 | |
| Sáyakkáran ... | 1,260 | 456 | 9 | 1,503 | 10 | |
| Mondi ... ... | 820 | 10 | | 1,110 | | |
| Semmán ... | 837 | 61 | 6 | 823 | 2 | |

| CASTE, TRIBE OR RACE. | MALES. | | | FEMALES. | | |
|---|---|---|---|---|---|---|
| | Population. | Literate. | Literate in English. | Population. | Literate. | Literate in English. |
| 1 | 2 | 3 | 4 | 5 | 6 | 7 |
| **Tamil Castes** *concld.* | | | | | | |
| Saiva ... | 886 | 118 | 23 | 892 | 19 | |
| Pambakkáran ... | 751 | 46 | 2 | 879 | | |
| Kongan ... | 736 | 70 | | 809 | 6 | |
| Paliyan ... | 810 | 171 | 4 | 642 | | |
| Alavan ... | 701 | 244 | 1 | 705 | 6 | |
| Kattasa ... | 619 | 71 | | 696 | 4 | |
| Mudugar ... | 603 | 1 | | 607 | | |
| Súdra ... | 426 | 74 | 11 | 775 | 14 | 1 |
| Kóliyan ... | 551 | 32 | 1 | 530 | | |
| Sanyási ... | 175 | 17 | 3 | 148 | | |
| Pújári ... | 128 | 16 | 2 | 103 | 1 | |
| Others ... | 1,444 | | | 1,410 | | |
| **Telugu Castes.** | *7,718,707* | 819,860 | 66,166 | *7,840,334* | 67,370 | 1,123 |
| Kápu ... | 1,329,624 | 119,422 | 2,946 | 1,349,301 | 5,756 | 40 |
| Mála ... | 747,652 | 10,251 | 243 | 763,660 | 665 | 11 |
| Kamma ... | 564,432 | 68,966 | 1,142 | 561,663 | 3,907 | 30 |
| Balija ... | 514,769 | 107,598 | 13,411 | 526,477 | 10,724 | 260 |
| Golla ... | 445,827 | 12,328 | 753 | 458,365 | 674 | 6 |
| Mádiga ... | 406,089 | 3,352 | 38 | 401,897 | 265 | 4 |
| Odde ... | 277,375 | 3,332 | 37 | 272,734 | 126 | 1 |
| Chakkiliyan ... | 261,421 | 2,449 | 37 | 265,030 | 194 | 2 |
| Telaga ... | 245,812 | 26,688 | 3,215 | 252,950 | 2,463 | 45 |
| Kómati ... | 250,043 | 130,383 | 3,736 | 248,252 | 6,221 | 66 |
| Velama ... | 241,245 | 8,716 | 977 | 246,052 | 1,204 | 31 |
| Bráhman ... | 229,290 | 150,354 | 33,809 | 231,529 | 22,951 | 494 |
| Bóya ... ... | 216,732 | 4,267 | 120 | 209,130 | 421 | ... |
| Tsákala ... | 192,056 | 2,128 | 85 | 195,053 | 270 | 1 |
| Sále ... ... | 178,389 | 21,091 | 558 | 180,093 | 1,097 | 20 |
| Kamsala ... | 146,482 | 36,708 | 780 | 149,101 | 2,015 | 13 |
| Dévánga ... | 142,672 | 28,125 | 642 | 143,832 | 886 | 7 |
| Idiga ... ... | 126,756 | 4,564 | 96 | 134,479 | 119 | ... |
| Mangala ... | 90,231 | 6,195 | 123 | 93,769 | 261 | 2 |
| Tottiyan ... | 76,656 | 4,851 | 31 | 79,092 | 324 | 6 |
| Gamalla ... | 76,517 | 2,653 | 113 | 77,141 | 190 | 1 |
| Mutrácha ... | 77,368 | 3,004 | 91 | 76,054 | 128 | 1 |
| Kummára ... | 68,329 | 2,213 | 31 | 65,746 | 126 | 1 |
| Uppara ... | 57,989 | 1,145 | 34 | 57,337 | 56 | |
| Yánádi ... | 62,091 | 345 | 15 | 59,458 | 19 | |
| Rázu ... ... | 51,349 | 7,712 | 402 | 51,496 | 726 | 13 |
| Játápu ... | 44,952 | 424 | 6 | 47,568 | 31 | |
| Konda Dora ... | 44,932 | 94 | 1 | 44,843 | 6 | |
| Kálingi ... ... | 39,978 | 2,559 | 92 | 43,464 | 196 | 2 |
| Kóyi ... ... | 39,316 | 86 | ... | 40,106 | 4 | ... |
| Togata ... ... | 34,278 | 2,192 | 13 | 32,750 | 89 | |
| Gavara ... | 29,076 | 749 | 27 | 31,439 | 50 | |
| Vadugan ... | 28,327 | 5,373 | 163 | 29,797 | 229 | 2 |
| Índra ... ... | 26,535 | 128 | 38 | 30,239 | 12 | 2 |
| Segidi ... | 25,470 | 700 | 72 | 30,934 | 129 | |
| Kálinji ... ... | 22,809 | 2,114 | 11 | 28,749 | 49 | ... |
| Yáta ... ... | 21,517 | 115 | 9 | 28,894 | 16 | |
| Sátáni ... | 23,533 | 7,723 | 756 | 24,388 | 573 | 16 |
| Bestha ... | 23,901 | 1,222 | 40 | 23,775 | 53 | |
| Janappan ... | 19,842 | 2,857 | 73 | 22,865 | 141 | ... |
| Gándla ... | 17,809 | 2,957 | 44 | 18,177 | 74 | 1 |
| Dásari ... | 16,020 | 1,853 | 24 | 17,418 | 81 | ... |
| Bagata ... | 16,105 | 109 | ... | 16,916 | 1 | ... |
| Bógam ... ... | 11,707 | 2,646 | 144 | 15,800 | 2,636 | 12 |
| Bhatrázu ... | 12,066 | 2,203 | 20 | 13,071 | 121 | 6 |
| Nágavásulu ... | 12,278 | 748 | 63 | 12,705 | 289 | ... |
| Perike ... ... | 12,560 | 769 | 81 | 12,405 | 75 | 1 |
| Jálári ... ... | 11,170 | 322 | 16 | 12,390 | 50 | ... |
| Médara ... ... | 10,291 | 256 | 8 | 10,220 | 17 | ... |
| Jógi ... ... | 9,223 | 358 | 18 | 9,074 | 19 | ... |
| Dommara ... ... | 8,872 | 437 | 14 | 8,842 | 11 | ... |
| Aiyarakam ... | 7,707 | 343 | 7 | 8,980 | 7 | ... |
| Patra ... ... | 7,967 | 123 | ... | 8,136 | 7 | ... |
| Kurni ... ... | 7,956 | 574 | 4 | 7,838 | 8 | ... |
| Nagarálu ... ... | 6,792 | 790 | 88 | 7,817 | 46 | 1 |

This content downloaded from 106.51.163.168 on Wed, 05 Jun 2024 15:15:17 +00:00
All use subject to https://about.jstor.org/terms

# TABLE IX.

## Education by caste, tribe or race—*continued.*

| CASTE, TRIBE OR RACE. | MALES. | | | FEMALES. | | |
|---|---|---|---|---|---|---|
| | Population. | Literate. | Literate in English. | Population. | Literate. | Literate in English. |
| 1 | 2 | 3 | 4 | 5 | 6 | 7 |
| **Telugu Castes —concld.** | | | | | | |
| Néyyala ... | 5,020 | 141 | 38 | 6,697 | 8 | ... |
| Ójali ... | 5,672 | 4 | ... | 5,981 | ... | ... |
| Majjulu ... | 4,761 | 144 | 14 | 5,882 | 13 | ... |
| Karnabattu ... | 4,926 | 40 | ... | 4,551 | 12 | ... |
| Telikula ... | 4,502 | 730 | 2 | 4,895 | 58 | ... |
| Pic'chigunta ... | 4,583 | 66 | 1 | 4,394 | 2 | ... |
| Chenchu ... | 3,768 | 68 | 1 | 3,681 | 11 | ... |
| Vaisya ... | 3,050 | 2,137 | 821 | 2,992 | 485 | 24 |
| Gúdala ... | 2,182 | 52 | ... | 2,260 | ... | ... |
| Tambálla ... | 1,810 | 410 | 2 | 1,623 | 11 | ... |
| Banda ... | 1,282 | 15 | 3 | 1,099 | 1 | ... |
| Sáni ... | 1,019 | 1 | 1 | 1,037 | ... | ... |
| Budubudukala. | 903 | 9 | ... | 1,097 | ... | ... |
| Víramushti ... | 972 | 95 | 4 | 911 | 3 | ... |
| Dammula ... | 640 | 35 | 1 | 610 | 3 | ... |
| Agaru ... | 460 | 9 | 2 | 527 | 9 | 1 |
| Telugu ... | 546 | 94 | 2 | 368 | ... | ... |
| Nése ... | 395 | 48 | 1 | 455 | ... | ... |
| Jetti ... | 405 | 16 | ... | 217 | ... | ... |
| Kuluvan ... | 229 | ... | ... | 244 | 6 | ... |
| Vipravinódi ... | 176 | 12 | ... | 206 | ... | ... |
| Sálápu ... | 204 | 33 | 2 | 128 | ... | ... |
| Others ... | 1,057 | ... | ... | 1,188 | ... | ... |
| **Malayálam Castes.** | *958,672* | 207,004 | 10,321 | *1,007,397* | 42,829 | 643 |
| Tíyan ... | 316,012 | 55,590 | 2,897 | 323,820 | 7,489 | 387 |
| Náyar ... | 198,196 | 83,091 | 5,895 | 213,906 | 24,473 | 218 |
| Cheruman ... | 121,557 | 419 | 3 | 133,828 | 48 | ... |
| Íluvan ... | 57,495 | 6,179 | 156 | 63,643 | 288 | 3 |
| Kammálan ... | 52,673 | 12,867 | 58 | 55,283 | 56 | ... |
| Chakkán ... | 18,056 | 3,227 | 17 | 18,745 | 174 | ... |
| Paniyan ... | 17,501 | 19 | ... | 17,073 | ... | ... |
| Mannán ... | 16,127 | 4,095 | 8 | 16,420 | 163 | ... |
| Cháliyan ... | 15,637 | 2,740 | 16 | 15,687 | 133 | ... |
| Kólayán ... | 10,507 | 2,078 | 68 | 11,444 | 336 | 1 |
| Ambalavási ... | 9,759 | 5,114 | 217 | 10,459 | 1,649 | 1 |
| Véttuvan ... | 9,983 | 236 | ... | 10,233 | 18 | ... |
| Kaduppattan. | 9,703 | 2,584 | 61 | 10,268 | 450 | 5 |
| Bráhman ... | 1,0551 | 6,689 | 497 | 8,807 | 1,599 | 6 |
| Muskuvan ... | 9,771 | 1,415 | 76 | 9,444 | 261 | 10 |
| Kanisan ... | 7,486 | 4,391 | 37 | 8,203 | 1,939 | 5 |
| Márayán ... | 6,689 | 2,515 | 52 | 7,666 | 693 | 1 |
| Pánan ... ... | 5,909 | 605 | ... | 5,940 | 172 | ... |
| Velattédan ... | 5,521 | 1,378 | 13 | 6,133 | 168 | ... |
| Velakkattalá-van | 4,936 | 1,279 | 15 | 5,090 | 186 | ... |
| Ándúrán ... | 4,810 | 922 | 10 | 5,084 | 104 | ... |
| Kuruman ... | 5,180 | 61 | ... | 4,592 | 6 | ... |
| Kuric'chan ... | 4,917 | 35 | ... | 4,805 | ... | ... |
| Mútthán ... | 4,882 | 1,571 | 14 | 4,814 | 164 | ... |
| Malayan ... | 4,790 | 729 | ... | 4,812 | 527 | ... |
| Tarakan ... | 3,335 | 1,111 | 15 | 3,446 | 121 | ... |
| Kávutiyan ... | 3,240 | 928 | 9 | 3,125 | 100 | ... |
| Arayan ... | 2,739 | 206 | 6 | 2,685 | 11 | ... |
| Paravan ... | 2,623 | 693 | 2 | 2,773 | 63 | ... |
| Erumán ... | 2,281 | 349 | 5 | 2,613 | 41 | ... |
| Sámantan ... | 2,293 | 1,516 | 212 | 2,370 | 794 | 5 |
| Vélan ... ... | 1,652 | 742 | 3 | 1,742 | 137 | ... |
| Tólkollan ... | 1,664 | 274 | ... | 1,640 | 45 | ... |
| Muvvári ... | 1,288 | 93 | 1 | 1,737 | 3 | ... |
| Karimpálan ... | 1,362 | 11 | ... | 1,536 | ... | ... |
| Yógi-Gurukkal. | 1,315 | 431 | 9 | 1,373 | 59 | ... |
| Mávilán ... | 1,363 | 2 | ... | 1,154 | ... | ... |
| Káttu-Náyak-kan. | 1,311 | 1 | ... | 1,164 | ... | ... |
| Pulluvan ... | 901 | 252 | 3 | 1,007 | 91 | 1 |
| Mússad ... | 521 | 344 | 29 | 600 | 221 | ... |
| Káiyan ... | 512 | 49 | 1 | 562 | ... | ... |
| Kádan ... | 399 | 13 | ... | 392 | ... | ... |
| Elayad ... | 214 | 106 | 6 | 233 | 44 | ... |
| Chembótti ... | 138 | 45 | ... | 216 | 2 | ... |
| Paradési ... | 94 | 9 | ... | 113 | 1 | ... |
| Others ... | 609 | ... | ... | 717 | ... | ... |

| CASTE, TRIBE OR RACE. | MALES. | | | FEMALES. | | |
|---|---|---|---|---|---|---|
| | Population. | Literate. | Literate in English. | Population. | Literate. | Literate in English. |
| 1 | 2 | 3 | 4 | 5 | 6 | 7 |
| **Canarese Castes.** | *846,491* | 96,789 | 7,481 | 883,223 | 5,947 | 114 |
| Kuruba ... | 119,078 | 2,832 | 23 | 112,741 | 46 | 1 |
| Billava ... | 75,032 | 3,218 | 192 | 82,039 | 219 | 20 |
| Kurumban ... | 72,216 | 2,320 | 42 | 71,879 | 40 | ... |
| Holeya ... | 61,164 | 175 | 1 | 74,945 | 56 | ... |
| Lingáyat ... | 66,375 | 18,523 | 317 | 68,217 | 472 | 5 |
| Bant ... | 61,364 | 11,265 | 261 | 64,932 | 1,198 | 9 |
| Jangam ... | 54,059 | 9,176 | 250 | 56,032 | 351 | 6 |
| Bráhman ... | 45,842 | 26,289 | 5,559 | 47,884 | 2,465 | 52 |
| Vakkaliga ... | 38,931 | 4,396 | 72 | 41,867 | 166 | 3 |
| Pánchála ... | 26,953 | 2,218 | 31 | 27,768 | 35 | ... |
| Ganda ... | 23,120 | 1,326 | 15 | 22,479 | 23 | ... |
| Bédará ... | 24,783 | 401 | 4 | 25,110 | 28 | 1 |
| Mogér ... | 18,176 | 569 | 31 | 20,972 | 18 | ... |
| Badaga ... | 18,898 | 2,514 | 310 | 19,262 | 35 | 4 |
| Káppiliyan ... | 19,123 | 1,623 | 6 | 19,370 | 14 | ... |
| Kumbára ... | 18,495 | 358 | 17 | 19,812 | 18 | 1 |
| Kannadiyan ... | 14,556 | 2,614 | 56 | 13,819 | 96 | 1 |
| Dévadiga ... | 11,816 | 436 | 9 | 13,805 | 45 | 2 |
| Kabbéra ... | 9,690 | 282 | 2 | 10,411 | 28 | ... |
| Gániga ... | 8,694 | 626 | 51 | 8,890 | 39 | ... |
| Agasa ... ... | 8,017 | 211 | 7 | 8,611 | 7 | ... |
| Anappan ... | 7,882 | 736 | 2 | 7,795 | 40 | 1 |
| Banajiga ... | 5,767 | 601 | 21 | 5,873 | 63 | ... |
| Kótegára ... | 5,713 | 1,705 | 98 | 5,909 | 76 | 2 |
| Toreya ... | 4,942 | 485 | 4 | 5,032 | 33 | ... |
| Kelasi ... | 3,631 | 242 | 16 | 3,682 | 11 | ... |
| Halépaik ... | 2,770 | 178 | 8 | 3,332 | 10 | ... |
| Kudiya ... | 2,053 | 4 | ... | 2,067 | ... | ... |
| Sádar ... ... | 1,840 | 109 | ... | 1,875 | 2 | ... |
| Moili ... ... | 1,776 | 111 | 3 | 1,758 | 7 | 1 |
| Heggade ... | 1,603 | 226 | 11 | 1,849 | 14 | ... |
| Malava ... | 1,322 | 100 | 8 | 1,444 | 32 | ... |
| Sappaliga ... | 1,195 | 51 | ... | 1,318 | 1 | ... |
| Gatti ... ... | 1,082 | 53 | 2 | 1,150 | 2 | 1 |
| Samagára ... | 754 | 295 | 12 | 866 | 16 | ... |
| Pátruméla ... | 466 | 194 | 8 | 612 | 166 | 3 |
| Cháródi ... | 452 | 79 | 2 | 623 | 13 | ... |
| Bhandári ... | 560 | 62 | 3 | 391 | 9 | 1 |
| Hasala ... | 249 | 1 | ... | 219 | ... | ... |
| Gudigára ... | 227 | 15 | ... | 203 | ... | ... |
| Bailála ... | 167 | 66 | ... | 165 | 17 | ... |
| Pombada ... | 137 | 1 | ... | 148 | ... | ... |
| Gauli ... ... | 136 | 11 | ... | 144 | ... | ... |
| Stánika ... | 130 | 59 | 5 | 125 | 3 | ... |
| Arasu ... | 143 | 53 | 2 | 118 | 3 | ... |
| Others ... | 5,112 | ... | ... | 5,660 | ... | ... |
| **Oriyá Castes** ... | *675,115* | 69,580 | 2,950 | *730,074* | 2,126 | 34 |
| Bráhman ... | 69,820 | 32,570 | 1,788 | 73,835 | 888 | 14 |
| Gaudo ... | 58,028 | 1,463 | 27 | 64,186 | 13 | ... |
| Odiya ... | 46,783 | 3,536 | 38 | 54,529 | 97 | ... |
| Páno ... ... | 3,5651 | 421 | 1 | 35,672 | 3 | ... |
| Bávuri ... | 29,386 | 5,955 | 60 | 37,874 | 27 | 3 |
| Dombó ... | 31,370 | 171 | 1 | 31,606 | 9 | ... |
| Bottada ... | 30,959 | 306 | 5 | 31,142 | 17 | 1 |
| Paidi ... ... | 23,913 | 208 | 8 | 24,697 | 11 | ... |
| Telli ... ... | 23,063 | 1,580 | 97 | 24,849 | 42 | ... |
| Karnam ... | 23,499 | 7,266 | 642 | 23,023 | 394 | 6 |
| Dandási ... | 20,745 | 1,905 | 21 | 24,529 | 108 | 3 |
| Róna ... ... | 19,773 | 569 | 2 | 19,393 | 10 | ... |
| Sondi ... ... | 18,455 | 2,271 | 24 | 18,301 | 114 | ... |
| Kevuto ... | 15,034 | 1,776 | 4 | 19,413 | 82 | ... |
| Dhóbi ... | 16,065 | 139 | 6 | 17,200 | 18 | 1 |
| Haddi ... | 13,884 | 472 | 18 | 14,317 | 12 | ... |
| Kudumo ... | 11,300 | 4 | ... | 11,472 | ... | ... |
| Bhondári ... | 10,811 | 3,271 | 36 | 11,551 | 48 | 4 |
| Bhúmia ... | 11,092 | 177 | 1 | 10,799 | 5 | ... |
| Relli ... ... | 9,837 | 104 | 2 | 11,635 | 3 | ... |



This content downloaded from 106.51.163.168 on Wed, 05 Jun 2024 15:15:17 +00:00
All use subject to https://about.jstor.org/terms

# TABLE IX.

## Education by caste, tribe or race—*concluded.*

| CASTE, TRIBE OR RACE. | MALES. | | | FEMALES. | | |
|---|---|---|---|---|---|---|
| | Population. | Literate. | Literate in English. | Population. | Literate. | Literate in English. |
| 1 | 2 | 3 | 4 | 5 | 6 | 7 |
| **Oriyá Castes—*concld.*** | | | | | | |
| Kottiya ... | 10,038 | 9 | ... | 9,763 | ... | ... |
| Badhóyi ... | 9,460 | 1,001 | 5 | 9,156 | 48 | ... |
| Suddho ... | 8,807 | 204 | ... | 9,490 | 1 | ... |
| Máli ... ... | 8,310 | 132 | 1 | 9,113 | 1 | ... |
| Doluva ... | 8,386 | 1,847 | 47 | 8,713 | 43 | 1 |
| Pondra ... | 8,466 | 77 | 1 | 8,448 | 2 | ... |
| Sámantiya ... | 6,959 | 3 | ... | 7,791 | ... | ... |
| Omáito ... | 5,769 | 39 | ... | 5,732 | ... | ... |
| Godiya ... | 5,017 | 1,225 | 25 | 5,587 | 49 | ... |
| Aruva ... | 3,740 | 910 | 41 | 5,015 | 16 | 1 |
| Kondra ... | 3,758 | 99 | ... | 4,785 | 5 | ... |
| Lohára ... | 3,788 | 7 | ... | 4,250 | ... | ... |
| Mahanti ... | 3,774 | 13 | ... | 3,813 | ... | ... |
| Mattia ... | 2,977 | 1 | ... | 3,684 | ... | ... |
| Rávulo ... | 2,862 | 126 | 24 | 2,840 | 34 | ... |
| Múli ... ... | 2,719 | 4 | ... | 2,524 | ... | ... |
| Jaggali ... | 1,514 | 1 | ... | 2,766 | ... | ... |
| Pentiya ... | 2,009 | 7 | ... | 2,204 | ... | ... |
| Khóiura ... | 1,896 | 160 | 12 | 1,676 | 11 | ... |
| Benia ... ... | 1,491 | 19 | 2 | 2,031 | ... | ... |
| Sunnári ... | 1,614 | 3 | ... | 2,076 | ... | ... |
| Dhaksado ... | 1,052 | 12 | ... | 1,594 | ... | ... |
| Noliya ... | 848 | 2 | ... | 1,513 | ... | ... |
| Gódári ... | 1,549 | 4 | ... | 697 | ... | ... |
| Patra ... ... | 988 | 6 | 1 | 1,013 | 1 | ... |
| Bonka ... | 839 | 36 | 1 | 917 | 1 | ... |
| Chandála ... | 918 | 14 | ... | 830 | ... | ... |
| Ghontora ... | 730 | 27 | 1 | 515 | 2 | ... |
| Pandito ... | 559 | 291 | 3 | 599 | 8 | ... |
| Sanjógi ... | 431 | 1 | ... | 455 | ... | ... |
| Bháyipuo ... | 244 | 2 | ... | 410 | ... | ... |
| Chinda ... | 358 | 30 | 1 | 264 | 3 | ... |
| Pothriya ... | 297 | 2 | 2 | 204 | ... | ... |
| Ashtalóhi ... | 85 | 2 | 2 | 107 | ... | ... |
| Others ... | 43,395 | ... | ... | 49,276 | ... | ... |
| **Other Madras Castes** ... | ***640,412*** | 79,819 | 10,880 | ***636,109*** | 8,035 | 307 |
| Khond ... | 176,504 | 1,597 | 8 | 178,436 | 33 | ... |
| Savara ... | 92,348 | 195 | ... | 93,780 | 21 | ... |
| Kshatriya ... | 80,372 | 17,137 | 2,004 | 78,149 | 1,971 | 30 |
| Bráhman ... | 56,168 | 31,435 | 6,301 | 56,571 | 4,341 | 233 |
| Patnúlkáran ... | 45,444 | 15,050 | 765 | 47,396 | 438 | 8 |
| Poroja ... | 47,792 | 161 | 1 | 44,945 | 19 | ... |
| Mahrát ... | 39,078 | 7,395 | 1,034 | 40,169 | 677 | 30 |
| Lambádi ... | 25,242 | 96 | 5 | 24,176 | 11 | ... |
| Gadaba ... | 23,011 | 206 | 5 | 22,104 | 3 | ... |
| Gond ... ... | 13,871 | 8 | ... | 11,725 | ... | ... |
| Rájput ... | 8,899 | 2,909 | 533 | 8,704 | 220 | 3 |
| Rájápuri ... | 5,671 | 611 | 4 | 5,749 | 33 | ... |
| Kudubi ... | 5,183 | 195 | 1 | 5,183 | 51 | 1 |
| Bondili ... | 4,952 | 1,031 | 135 | 4,619 | 109 | ... |
| Rangári ... | 3,861 | 732 | 23 | 3,279 | 30 | ... |
| Muc'chi ... | 2,964 | 186 | 17 | 3,321 | 15 | ... |
| Khárvi ... | 2,701 | 57 | 1 | 2,283 | 1 | ... |
| Márvári ... | 1,212 | 363 | 15 | 605 | 13 | ... |
| Konkani ... | 824 | 137 | 12 | 866 | 26 | ... |
| Chaptégára ... | 809 | 114 | 12 | 843 | 10 | 2 |

| CASTE, TRIBE OR RACE. | MALES. | | | FEMALES. | | |
|---|---|---|---|---|---|---|
| | Population. | Literate. | Literate in English. | Population. | Literate. | Literate in English. |
| 1 | 2 | 3 | 4 | 5 | 6 | 7 |
| **Other Madras Castes—*concld.*** | | | | | | |
| Katike ... | 694 | 40 | ... | 549 | 2 | ... |
| Kóta ... ... | 547 | 13 | ... | 616 | ... | ... |
| Káttu-Mahráti. | 526 | 2 | ... | 332 | ... | ... |
| Tóda ... ... | 426 | 6 | ... | 322 | ... | ... |
| Váni ... | 357 | 118 | 4 | 390 | 11 | ... |
| Nekkára ... | 74 | 25 | ... | 52 | ... | ... |
| Others ... | 882 | ... | ... | 745 | ... | ... |
| **Other Castes.** | ***6,718*** | 895 | 153 | ***5,889*** | 64 | ... |
| Baniya ... | 1,769 | 329 | 55 | 1,897 | 14 | ... |
| Bairágí ... | 1,909 | 241 | 3 | 1,752 | 10 | ... |
| Kóli ... ... | 750 | 28 | ... | 465 | ... | ... |
| Gujaráti ... | 221 | 67 | 17 | 203 | 9 | ... |
| Káyasth ... | 179 | 76 | 50 | 138 | 19 | ... |
| Gósáyi ... | 150 | 18 | ... | 149 | ... | ... |
| Gábit ... ... | 143 | 5 | ... | ... | ... | ... |
| Bháttia ... | 50 | 20 | 7 | 41 | ... | ... |
| Lohána ... | 31 | 25 | ... | 27 | ... | ... |
| Bengali ... | 42 | 15 | 12 | 12 | 2 | ... |
| Dhér ... ... | 12 | 1 | ... | 3 | ... | ... |
| Thákur ... | 10 | 7 | ... | 3 | ... | ... |
| Kodagu ... | 3 | 3 | ... | 1 | 1 | ... |
| Others ... | 1,449 | 60 | 9 | 1,198 | 9 | ... |
| **Musalman** ... | ***1,362,616*** | 226,494 | 12,510 | ***1,401,851*** | 15,028 | 194 |
| Máppilla ... | 514,555 | 55,360 | 486 | 518,202 | 2,979 | ... |
| Sheik ... ... | 442,866 | 75,400 | 6,988 | 450,007 | 6,470 | 109 |
| Labbai ... | 184,923 | 51,455 | 612 | 216,780 | 1,658 | 13 |
| Saiyad ... | 85,730 | 19,381 | 2,330 | 84,395 | 2,126 | 34 |
| Pathán ... | 54,536 | 11,838 | 1,334 | 52,384 | 1,075 | 19 |
| Dúdékula ... | 35,986 | 921 | 4 | 35,349 | 38 | 1 |
| Musalman ... | 13,832 | 3,773 | 237 | 15,005 | 218 | 5 |
| Moghal ... | 9,702 | 2,017 | 251 | 8,926 | 239 | 8 |
| Jónagan ... | 3,568 | 1,105 | 7 | 5,212 | 32 | ... |
| Arab ... ... | 2,780 | 932 | 43 | 2,733 | 36 | 2 |
| Marakkáyar ... | 1,245 | 337 | 19 | 1,216 | 12 | ... |
| Naváyat ... | 1,042 | 379 | 16 | 719 | 33 | ... |
| Sharíf ... | 1,188 | 660 | 18 | 524 | 7 | ... |
| Mémon ... | 275 | 74 | 9 | 172 | 2 | ... |
| Bóra ... | 128 | 92 | 29 | 54 | 14 | 1 |
| Dakni ... ... | 19 | 3 | 1 | 18 | 1 | ... |
| Khója ... ... | 19 | 11 | 1 | 7 | ... | ... |
| Others ... | 10,222 | 2,756 | 125 | ***10,148*** | 88 | 2 |
| **Christian** ... | ***595,235*** | 134,557 | 42,283 | ***613,280*** | 64,930 | 23,124 |
| Indián ... | 573,433 | 117,136 | 25,278 | 594,154 | 50,303 | 8,972 |
| Anglo-Indian. | 12,651 | 9,538 | 9,262 | 13,372 | 9,765 | 9,360 |
| European ... | 9,151 | 7,883 | 7,743 | 5,754 | 4,862 | 4,792 |
| **Others** ... ... | ***15,136*** | 7,288 | 616 | ***13,542*** | 697 | 174 |
| Jain ... ... | 14,166 | 6,565 | 184 | 12,839 | 375 | 26 |
| Buddhist ... | 429 | 320 | 151 | 268 | 82 | 23 |
| Párai ... ... | 250 | 198 | 147 | 239 | 150 | 91 |
| Bráhmo ... | 219 | 156 | 109 | 155 | 72 | 21 |
| Jew ... ... | 39 | 29 | 19 | 32 | 13 | 10 |
| Others ... | 33 | 20 | 6 | 9 | 5 | 3 |

This content downloaded from 106.51.163.168 on Wed, 05 Jun 2024 15:15:17 +00:00
All use subject to https://about.jstor.org/terms

# TABLE X.

## LANGUAGE.

This table shows the languages ordinarily spoken in this Presidency. The table is divided into the following three parts :—

A—Vernaculars of India : { (*i*) Vernaculars of the Presidency. (*ii*) Vernaculars foreign to the Presidency.

B—Vernaculars of Asiatic countries beyond India.

C—European languages.

In each of these parts languages which are either too localised or are spoken by less than one hundred persons have been omitted and their totals clubbed together under the head "Other languages." The following is a list of these :—

| Language and locality. | Males. | Females. |
|---|---|---|
| PART A.—VERNACULARS OF INDIA. | *631,831* | *651,349* |
| (*i*) *Vernaculars of the Presidency.* | *629,778* | *649,554* |
| **Badaga** | 19,110 | 19,581 |
| Nilgiris | 19,099 | 19,580 |
| Coimbatore | 9 | ... |
| South Canara | 2 | 1 |
| **Bellara** (South Canara) | 66 | 122 |
| **Gadaba** | 21,152 | 21,857 |
| Agency, Vizagapatam | 13 219 | 13,429 |
| Vizagapatam | 7,741 | 8,105 |
| Ganjám | 192 | 323 |
| **Góndí** | 4,340 | 3,747 |
| Agency, Vizagapatam | 4,170 | 3,577 |
| Agency, Ganjám | 170 | 170 |
| **Irula** (Nilgiris) | 1,187 | 1,171 |
| **Kasuva or Kasuba** | 146 | 147 |
| Nilgiris | 142 | 147 |
| South Arcot | 2 | ... |
| South Canara | 2 | ... |
| **Khond or Kandhí** | 185,461 | 185,232 |
| Agency, Vizagapatam | 96,205 | 97,621 |
| Agency, Ganjám | 71.634 | 70,965 |
| Ganjám | 10,330 | 9,726 |
| Vizagapatam | 7,292 | 6,920 |
| **Konda** | 9,341 | 9,765 |
| Agency, Vizagapatam | 7,314 | 7,663 |
| Vizagapatam | 2,027 | 2,102 |
| **Koraga** (South Canara) | 741 | 898 |
| **Kóta** (Nilgiris) | 622 | 649 |
| **Kóyá or Kóí** | 25,895 | 23,410 |
| Agency, Gódávari | 20,548 | 18,367 |
| Agency, Vizagapatam | 4,839 | 4,529 |
| Kistna | 505 | 513 |
| Gódávari | 2 | 1 |
| Anantapur | 1 | ... |
| PART A.—VERNACULARS OF INDIA—*cont.* | | |
| (*i*) *Vernaculars of the Presidency*—concld. | | |
| **Kurumba** | 1,573 | 1,458 |
| Nilgiris | 1,503 | 1,414 |
| North Arcot | 37 | 35 |
| Chittoor | 20 | 5 |
| Salem | 3 | ... |
| Madras | 1 | ... |
| South Canara | 1 | ... |
| Pudukkóttai | 8 | 4 |
| **Mahl** | 1,837 | 1,838 |
| Malabar | 1,836 | 1,838 |
| South Canara | 1 | ... |
| **Porajá or Párjá** | 29,322 | 29,629 |
| Agency, Vizagapatam | 29,279 | 29,606 |
| Vizagapatam | 33 | 19 |
| Ganjám | 9 | 4 |
| Kistna | 1 | ... |
| **Savara** | 83,184 | 82,593 |
| Agency, Ganjám | 35,059 | 33,990 |
| Agency, Vizagapatam | 26,147 | 26,466 |
| Ganjám | 21,797 | 21,960 |
| Vizagapatam | 181 | 177 |
| **Tóda** | 407 | 323 |
| Nilgiris | 404 | 323 |
| Coimbatore | 3 | ... |
| **Tulu** | 245,394 | 267,139 |
| South Canara | 244,920 | 266,799 |
| Malabar | 439 | 309 |
| Madras | 13 | 5 |
| North Arcot | ... | 18 |
| Tinnevelly | 13 | ... |
| Nilgiris | 6 | 3 |
| Bellary | 1 | 4 |
| Coimbatore | 1 | ... |
| Madura | 1 | ... |
| Sandúr | ... | 1 |
| PART A.—VERNACULARS OF INDIA—*concld.* | | |
| (*ii*) *Vernaculars foreign to the Presidency.* | *2,053* | *1,795* |
| Balóchí | 83 | 4 |
| Burmese | 34 | 19 |
| Chitráli | 4 | 4 |
| Goanese or Gómántaki. | 57 | ... |
| **Hindí** | 332 | 420 |
| Madras | 120 | 358 |
| Malabar | 199 | 54 |
| South Canara | 5 | 6 |
| Ganjám | 5 | 2 |
| Pudukkóttai | 3 | ... |
| Kodagu or Coorgi | 22 | 22 |
| Korku | 1 | ... |
| Lariá or Chhattisgarhí | | |
| Agency, Vizagapatam. | 1,368 | 1,300 |
| Naipáli | 3 | 3 |
| Panjábí | 72 | 17 |
| Pashtó | 8 | ... |
| Sindhí | 69 | 6 |
| PART B.—VERNACULARS OF NON-INDIAN ASIATIC COUNTRIES. | *23* | *12* |
| Armenian | 3 | 2 |
| Hebrew | 1 | ... |
| Japanese | 15 | 10 |
| Syriac | 3 | ... |
| Turkish | 1 | ... |
| PART C.—EUROPEAN LANGUAGES. | *109* | *67* |
| Danish | 15 | 23 |
| Dutch | 52 | 14 |
| Flemish | 1 | ... |
| Greek | 5 | 1 |
| Hungarian | ... | 1 |
| Irish | 1 | 1 |
| Italian | 16 | 14 |
| Norwegian | 8 | ... |
| Spanish | 1 | 1 |
| Swedish | 10 | 12 |

This content downloaded from
106.51.163.168 on Wed, 05 Jun 2024 15:15:17 +00:00
All use subject to https://about.jstor.org/terms

# TABLE X.

## Language.

| DISTRICT OR STATE. | POPULATION. | | | PART A.—VERNACULARS OF INDIA—(i) VERNACULARS OF THE PRESIDENCY. | | | | | | | | | | | | | | | | |
|---|---|---|---|---|---|---|---|---|---|---|---|---|---|---|---|---|---|---|---|---|
| | | | | CANARESE. | | | HINDÓSTÁNÍ. | | | KONKANÍ. | | | KORAVA OR YERUKALA. | | | LAMBÁDÍ OR LABHÁNÍ. | | | MALAYÁLAM. | | |
| | Persons. | Males. | Females. | Persons. | Males. | Females. | Persons. | Males. | Females. | Persons. | Males. | Females. | Persons. | Males. | Females. | Persons. | Males. | Females. | Persons. | Males. | Females. |
| 1 | 2 | 3 | 4 | 5 | 6 | 7. | 8 | 9 | 10 | 11 | 12 | 13 | 14 | 15 | 16 | 17 | 18 | 19 | 0 | 21 | 22 |
| **MADRAS** ... | *41,870,160* | *20,606,008* | *21,264,152* | *1,561,559* | *769,710* | *791,849* | *975,064* | *498,077* | *476,987* | *169,839* | *84,837* | *85,002* | *42,855* | *21,912* | *20,943* | *40,305* | *21,561* | *18,744* | *3,099,083* | *1,525,421* | *1,573,662* |
| **(1) British Territory.** | *41,405,404* | *20,382,955* | *21,022,449* | *1,547,777* | *762,924* | *784,853* | *964,713* | *492,839* | *471,874* | *169,837* | *84,837* | *85,000* | *42,599* | *21,804* | *20,795* | *39,744* | *21,267* | *18,477* | *3,098,979* | *1,525,343* | *1,573,636* |
| 1. GANJÁM ... ... | 1,870,826 | 868,928 | 1,001,898 | 127 | 74 | 53 | 6,017 | 3,376 | 2,641 | ... | ... | ... | 508 | 64 | 444 | ... | ... | ... | 83 | 57 | 26 |
| 2. AGENCY, GANJÁM ... | 350,466 | 175,783 | 174,683 | 2 | 1 | 1 | 47 | 40 | 7 | ... | ... | ... | ... | ... | ... | ... | ... | ... | ... | ... | ... |
| 3. VIZAGAPATAM ... | 2,169,670 | 1,050,609 | 1,119,061 | 131 | 52 | 79 | 13,689 | 6,879 | 6,810 | 15 | 11 | 4 | 1,514 | 787 | 727 | 79 | 64 | 15 | 10 | 9 | 1 |
| 4. AGENCY, VIZAGAPATAM. | 1,020,151 | 511,221 | 508,930 | 26 | 26 | ... | 4,586 | 2,444 | 2,142 | 83 | 39 | 44 | 155 | 71 | 84 | 1,134 | 511 | 623 | 16 | 11 | 5 |
| 5. GÓDÁVARI ... ... | 1,445,957 | 707,702 | 738,255 | 681 | 249 | 432 | 13,743 | 6,544 | 7,199 | 15 | 15 | ... | 179 | 93 | 86 | 30 | 8 | 22 | 42 | 32 | 10 |
| 6. AGENCY, GÓDÁVARI ... | 206,902 | 104,496 | 102,406 | 19 | 5 | 14 | 2,288 | 1,273 | 1,015 | ... | ... | ... | 48 | 29 | 19 | 224 | 148 | 76 | 1 | 1 | ... |
| 7. KISTNA ... ... | 1,997,535 | 994,961 | 1,002,574 | 242 | 153 | 89 | 56,591 | 30,830 | 25,761 | ... | ... | ... | 4,420 | 2,222 | 2,198 | 3,361 | 1,779 | 1,582 | 48 | 39 | 9 |
| 8. GUNTÚR ... ... | 1,697,551 | 856,665 | 840,886 | 260 | 118 | 142 | 102,084 | 51,455 | 50,609 | 11 | 8 | 3 | 12,011 | 6,028 | 5,983 | 3,408 | 1,815 | 1,593 | 25 | 18 | 7 |
| 9. NELLORE ... ... | 1,328,152 | 665,305 | 662,847 | 541 | 292 | 249 | 66,455 | 33,621 | 32,834 | 29 | 3 | 26 | 2,851 | 1,521 | 1,330 | 36 | 18 | 18 | 67 | 34 | 33 |
| 10. CUDDAPPAH ... ... | 893,998 | 454,061 | 439,937 | 1,883 | 883 | 1,000 | 79,368 | 41,052 | 38,310 | 1 | ... | 1 | 3,067 | 1,533 | 1,534 | 1,205 | 591 | 614 | 22 | 15 | 7 |
| 11. KURNOOL ... ... | 935,199 | 471,426 | 463,773 | 7,328 | 3,076 | 4,252 | 90,061 | 45,092 | 44,969 | 31 | 12 | 19 | 6,578 | 3,585 | 2,993 | 2,094 | 1,050 | 1,044 | 11 | 9 | 2 |
| 12. BELLARY ... ... | 969,436 | 490,843 | 478,593 | 534,479 | 267,145 | 267,334 | 79,518 | 39,616 | 39,902 | 149 | 81 | 68 | 3,197 | 1,967 | 1,230 | 10,631 | 5,482 | 5,149 | 111 | 97 | 14 |
| 13. ANANTAPUR ... ... | 963,223 | 494,232 | 468,991 | 91,804 | 45,891 | 45,913 | 59,623 | 31,039 | 28,584 | 45 | 26 | 19 | 3,849 | 1,836 | 2,013 | 12,057 | 7,079 | 4,978 | 212 | 195 | 17 |
| 14. MADRAS ... ... | 518,660 | 266,465 | 252,195 | 2,913 | 1,690 | 1,223 | 53,573 | 27,995 | 25,578 | 279 | 171 | 108 | 143 | 75 | 68 | ... | ... | ... | 1,807 | 1,478 | 329 |
| 15. CHINGLEPUT ... ... | 1,406,008 | 705,641 | 700,367 | 5,177 | 2,664 | 2,513 | 24,602 | 11,966 | 12,636 | 6 | 4 | 2 | 499 | 252 | 247 | 1 | ... | 1 | 113 | 88 | 25 |
| 16. CHITTOOR ... ... | 1,238,742 | 629,379 | 609,363 | 16,965 | 8,399 | 8,566 | 52,413 | 26,529 | 25,884 | 9 | 3 | 6 | 1,779 | 823 | 956 | 2,522 | 1,303 | 1,219 | 53 | 38 | 15 |
| 17. NORTH ARCOT ... | 1,960,960 | 970,073 | 990,887 | 27,803 | 14,546 | 13,257 | 70,354 | 35,866 | 34,488 | 53 | 49 | 4 | 1,274 | 635 | 639 | 1,135 | 530 | 605 | 377 | 316 | 61 |
| 18. SALEM ... ... | 1,766,680 | 876,950 | 889,730 | 134,083 | 65,930 | 68,153 | 38,513 | 19,332 | 19,181 | ... | ... | ... | 202 | 100 | 102 | 855 | 408 | 447 | 192 | 149 | 43 |
| 19. COIMBATORE ... | 2,116,564 | 1,044,429 | 1,072,135 | 257,856 | 126,554 | 131,302 | 21,176 | 10,510 | 10,666 | 79 | 61 | 18 | 234 | 132 | 102 | 968 | 480 | 488 | 2,540 | 1,996 | 544 |
| 20. SOUTH ARCOT ... | 2,362,566 | 1,172,807 | 1,189,759 | 8,510 | 4,160 | 4,350 | 40,031 | 21,126 | 18,905 | 1 | ... | 1 | 68 | 36 | 32 | 2 | 1 | 1 | 121 | 78 | 43 |
| 21. TANJORE ... ... | 2,362,689 | 1,123,084 | 1,239,605 | 6,550 | 3,038 | 3,512 | 11,407 | 5,750 | 5,657 | 36 | 33 | 3 | 23 | 15 | 8 | ... | ... | ... | 616 | 431 | 185 |
| 22. TRICHINOPOLY ... | 2,107,029 | 1,022,866 | 1,084,163 | 48,541 | 24,418 | 24,123 | 23,721 | 12,056 | 11,665 | 21 | 21 | ... | ... | ... | ... | ... | ... | ... | 695 | 569 | 126 |
| 23. MADURA ... ... | 1,932,833 | 946,306 | 986,526 | 117,329 | 57,386 | 59,943 | 15,179 | 7,817 | 7,362 | 38 | 32 | 6 | ... | ... | ... | ... | ... | ... | 594 | 468 | 126 |
| 24. RÁMNÁD ... ... | 1,658,453 | 786,187 | 872,266 | 23,084 | 10,424 | 12,660 | 4,121 | 2,099 | 2,022 | 6 | 2 | 4 | ... | ... | ... | 2 | ... | 2 | 930 | 604 | 326 |
| 25. TINNEVELLY ... ... | 1,790,619 | 865,633 | 924,986 | 9,037 | 4,361 | 4,676 | 6,712 | 3,387 | 3,325 | 31 | 22 | 9 | ... | ... | ... | ... | ... | ... | 1,411 | 1,183 | 228 |
| 26. NILGIRIS ... ... | 118,618 | 63,509 | 55,109 | 13,026 | 8,017 | 5,009 | 3,834 | 2,078 | 1,756 | 23 | 13 | 10 | ... | ... | ... | ... | ... | ... | 8,406 | 5,386 | 3,020 |
| 27. MALABAR ... ... | 3,015,119 | 1,482,616 | 1,532,503 | 15,766 | 8,755 | 7,011 | 6,585 | 3,735 | 2,850 | 5,465 | 2,935 | 2,530 | ... | ... | ... | ... | ... | ... | 2,838,318 | 1,391,998 | 1,446,322 |
| 28. ANJENGO ... ... | 5,572 | 2,690 | 2,882 | ... | ... | ... | ... | ... | ... | ... | ... | ... | ... | ... | ... | ... | ... | ... | 5,158 | 2,516 | 2,642 |
| 29. SOUTH CANARA ... | 1,195,227 | 578,088 | 617,139 | 223,614 | 104,617 | 118,997 | 18,448 | 9,332 | 9,116 | 163,411 | 81,296 | 82,115 | ... | ... | ... | ... | ... | ... | 237,000 | 117,530 | 119,470 |
| **(2) Feudatory States.** | *464,756* | *223,053* | *241,703* | *13,782* | *6,786* | *6,996* | *10,351* | *5,238* | *5,113* | *2* | ... | *2* | *256* | *108* | *148* | *561* | *294* | *267* | *104* | *78* | *26* |
| 30. PUDUKKÓTTAI ... | 411,886 | 196,566 | 215,320 | 5,580 | 2,752 | 2,828 | 2,075 | 1,056 | 1,019 | ... | ... | ... | ... | ... | ... | ... | ... | ... | 96 | 71 | 25 |
| 31. BANGANAPALLE ... | 39,344 | 19,776 | 19,568 | 61 | 27 | 34 | 6,146 | 3,110 | 3,036 | ... | ... | ... | 253 | 106 | 147 | 158 | 85 | 73 | ... | ... | ... |
| 32. SANDÚR ... ... | 13,526 | 6,711 | 6,815 | 8,141 | 4,007 | 4,134 | 2,130 | 1,072 | 1,058 | 2 | ... | 2 | 3 | 2 | 1 | 403 | 209 | 194 | 8 | 7 | 1 |

This content downloaded from 106.51.163.168 on Wed, 05 Jun 2024 15:15:17 +00:00
All use subject to https://about.jstor.org/terms

# TABLE X.

## Language—*continued.*

| DISTRICT OR STATE. | PART A.—VERNACULARS OF INDIA—(i) VERNACULARS OF THE PRESIDENCY—*concld.* | | | | | | | | | | | | | | | | | | | | |
|---|---|---|---|---|---|---|---|---|---|---|---|---|---|---|---|---|---|---|---|---|---|
| | MARÁTHÍ. | | | ORIYÁ. | | | PATNÚLÍ OR KHATRÍ. | | | TAMIL. | | | TELUGU. | | | OTHER LANGUAGES. | | | TOTAL PART A. (i).—VERNACULARS OF THE PRESIDENCY. | | |
| | Persons. | Males. | Females. | Persons. | Males. | Females. | Persons. | Males. | Females. | Persons. | Males. | Females. | Persons. | Males. | Females. | Persons. | Males. | Females. | Persons. | Males. | Females. |
| | 23 | 24 | 25 | 26 | 27 | 28 | 29 | 30 | 31 | 32 | 33 | 34 | 35 | 36 | 37 | 38 | 39 | 40 | 41 | 42 | 43 |
| **MADRAS ...** | ***127,129*** | ***64,419*** | ***62,710*** | ***1,604,345*** | ***770,189*** | ***834,156*** | ***92,649*** | ***46,387*** | ***46,262*** | ***17,037,599*** | ***8,315,396*** | ***8,722,203*** | ***15,782,260*** | ***7,825,108*** | ***7,957,152*** | ***1,279,332*** | ***629,778*** | ***649,554*** | ***41,812,019*** | ***20,572,795*** | ***21,239,224*** |
| **(1) British Territory.** | ***125,309*** | ***63,507*** | ***61,802*** | ***1,604,321*** | ***770,185*** | ***834,136*** | ***91,752*** | ***45,970*** | ***45,782*** | ***16,647,167*** | ***8,129,337*** | ***8,517,830*** | ***15,735,835*** | ***7,802,004*** | ***7,933,831*** | ***1,279,319*** | ***629,770*** | ***649,549*** | ***41,347,352*** | ***20,349,787*** | ***20,997,565*** |
| 1. GANJÁM ... ... | 251 | 122 | 129 | 958,661 | 448,112 | 510,549 | ... | ... | ... | 916 | 539 | 377 | 839,449 | 383 978 | 455,471 | 64,341 | 32,328 | 32,013 | 1,870,353 | 868,650 | 1,001,703 |
| 2. AGENCY, GANJÁM ... | ... | ... | ... | 132,392 | 64,882 | 67,510 | ... | ... | ... | 6 | 5 | 1 | 6,000 | 3,981 | 2,019 | 211,988 | 106,863 | 105,125 | 350,435 | 175,772 | 174,663 |
| 3. VIZAGAPATAM ... | 485 | 231 | 254 | 31,456 | 14,775 | 16,681 | ... | ... | ... | 1,633 | 827 | 806 | 2,084,145 | 1,008,597 | 1,075,548 | 34,597 | 17,274 | 17,323 | 2,161,754 | 1,049,506 | 1,118,248 |
| 4. AGENCY, VIZAGAPATAM. | 3,160 | 1,932 | 1,228 | 473,437 | 238,630 | 235,407 | ... | ... | ... | 67 | 53 | 14 | 170,626 | 85,475 | 86,151 | 364,064 | 181,173 | 182 891 | 1,013,354 | 509,765 | 507,589 |
| 5. GÓDÁVARI ... ... | 585 | 312 | 273 | 3,847 | 2,096 | 1,751 | 2 | 2 | ... | 2,133 | 1,015 | 1,118 | 1,423,399 | 696,558 | 726,841 | 3 | 2 | 1 | 1,444,659 | 703,926 | 737,733 |
| 6. AGENCY, GÓDÁVARI. | 220 | 123 | 97 | 209 | 112 | 97 | ... | ... | ... | 179 | 96 | 83 | 164,775 | 82,148 | 82,627 | 38,915 | 20,548 | 18,367 | 206,878 | 104,483 | 102,395 |
| 7. KISTNA ... ... | 1,701 | 835 | 866 | 2,253 | 1,187 | 1,066 | ... | ... | ... | 3,148 | 1,907 | 1,241 | 1,923,973 | 954,981 | 968,992 | 1,019 | 506 | 513 | 1,996,756 | 994 439 | 1,002,317 |
| 8. GUNTÚR ... ... | 1,386 | 730 | 656 | 707 | 329 | 378 | ... | ... | ... | 2,713 | 1,536 | 1,177 | 1,574,503 | 794,351 | 780,152 | ... | ... | ... | 1,697,088 | 856,388 | 840,700 |
| 9. NELLORE ... ... | 1,009 | 511 | 498 | 38 | 22 | 16 | 5 | 3 | 2 | 26,627 | 13,593 | 13,034 | 1,229,906 | 615,308 | 614,598 | ... | ... | ... | 1,327,564 | 664,926 | 662,638 |
| 10. CUDDAPAH ... ... | 1,834 | 923 | 911 | 38 | 24 | 14 | 2 | 2 | ... | 2,007 | 1,070 | 937 | 804,420 | 407,867 | 396,553 | ... | ... | ... | 893,841 | 453,960 | 439,881 |
| 11. KURNOOL ... ... | 5,482 | 3,146 | 2,336 | 56 | 26 | 30 | ... | ... | ... | 2,124 | 1,243 | 881 | 821,175 | 414,022 | 407,153 | ... | ... | .. | 934,940 | 471,261 | 463,679 |
| 12. BELLARY ... ... | 11,480 | 6,147 | 5,333 | 149 | 60 | 89 | ... | .. | ... | 6,921 | 3,478 | 3,443 | 320,693 | 165,338 | 155,355 | 5 | 1 | 4 | 967,333 | 489,412 | 477,921 |
| 13. ANANTAPUR ... | 7,238 | 3,550 | 3,688 | 256 | 172 | 84 | 4 | ... | 4 | 4,960 | 3,099 | 1,861 | 782,332 | 400.856 | 381,476 | 1 | 1 | ... | 962,381 | 493,744 | 468,637 |
| 14. MADRAS ... ... | 6,886 | 3,595 | 3,291 | 388 | 92 | 296 | 2,325 | 1,213 | 1,112 | 323,360 | 164,467 | 158,893 | 107,561 | 55,093 | 52,468 | 19 | 14 | 5 | 499,254 | 255,883 | 243,371 |
| 15. CHINGLEPUT ... | 2,785 | 1,436 | 1,349 | 10 | 5 | 5 | 696 | 352 | 344 | 1,118,864 | 561,175 | 557,689 | 250,320 | 126,014 | 124,306 | ... | ... | ... | 1,403,073 | 703,956 | 699,117 |
| 16. CHITTOOR ... ... | 4,059 | 1,859 | 2,200 | 227 | 112 | 115 | 1,974 | 1,027 | 947 | 268,211 | 135,592 | 132,619 | 890,096 | 453,444 | 436,652 | 25 | 20 | 5 | 1,238,333 | 629,149 | 609,184 |
| 17. NORTH ARCOT ... | 8,410 | 4,087 | 4,323 | 39 | 38 | 1 | 2,797 | 1,359 | 1,438 | 1,524,563 | 751 381 | 773,182 | 322,859 | 160,625 | 162,234 | 90 | 37 | 53 | 1,959,754 | 969,469 | 990,285 |
| 18. SALEM ... ... | 5,623 | 2,738 | 2,885 | ... | ... | ... | 7,530 | 3,798 | 3,732 | 1,319,788 | 653,359 | 666,429 | 259,336 | 130,744 | 128,592 | 3 | 3 | .. | 1,766,125 | 876,561 | 889,564 |
| 19. COIMBATORE ... | 2,627 | 1,313 | 1,314 | 39 | 31 | 8 | 170 | 135 | 35 | 1,362,814 | 673,731 | 689,083 | 466,134 | 228,593 | 237,541 | 13 | 13 | ... | 2,114,650 | 1,043,549 | 1,071,101 |
| 20. SOUTH ARCOT ... | 2,317 | 1,129 | 1,188 | 2 | 2 | .. | 303 | 151 | 152 | 2,102,444 | 1,042,570 | 1,059,874 | 207,800 | 102,986 | 104,814 | 2 | 2 | ... | 2,361,601 | 1,172,241 | 1,189,360 |
| 21. TANJORE ... ... | 13,261 | 6,330 | 6,931 | 35 | 31 | 4 | 17,575 | 8,953 | 8,622 | 2,238,042 | 1,062,204 | 1,175,838 | 73,228 | 34,986 | 38,242 | ... | ... | ... | 2,360,773 | 1,121,771 | 1,239,002 |
| 22. TRICHINOPOLY ... | 2,404 | 1,233 | 1,171 | 28 | 15 | 13 | 6,329 | 3,201 | 3,128 | 1,749,852 | 844,925 | 904,927 | 273,833 | 135,595 | 138,238 | .. | .. | .. | 2,105,424 | 1,022,033 | 1,083,391 |
| 23. MADURA ... ... | 1,962 | 1,019 | 943 | ... | ... | ... | 39,341 | 19,538 | 19,803 | 1,403,603 | 686,715 | 716,888 | 353,694 | 172,689 | 181,005 | 1 | 1 | .. | 1,931,741 | 945,665 | 986,076 |
| 24. RÁMNÁD ... ... | 664 | 341 | 323 | ... | ... | ... | 8,282 | 4,146 | 4,136 | 1,428,533 | 674,965 | 753,568 | 192,527 | 93,437 | 99,090 | ... | ... | ... | 1,658,149 | 786,018 | 872,131 |
| 25. TINNEVELLY ... | 736 | 415 | 321 | 8 | 8 | .. | 4,417 | 2,090 | 2,327 | 1,599,525 | 771,850 | 827,675 | 168,031 | 81,901 | 86,130 | 13 | 13 | .. | 1,789,921 | 865,230 | 924,691 |
| 26. NILGIRIS ... ... | 998 | 511 | 487 | ... | ... | ... | ... | ... | .. | 36,599 | 19,488 | 17,111 | 4,515 | 2,338 | 2,177 | 46,250 | 22,963 | 23,287 | 113,651 | 60,794 | 52,857 |
| 27. MALABAR ... ... | 1,490 | 1,042 | 448 | 45 | 23 | 22 | .. | ... | .. | 116,330 | 57,778 | 58,552 | 19,675 | 9,643 | 10,032 | 4,422 | 2,275 | 2,147 | 3,008,096 | 1,478,182 | 1,529,914 |
| 28. ANJENGO ... ... | ... | ... | ... | ... | ... | ... | ... | ... | ... | 109 | 54 | 55 | 1 | ... | 1 | ... | ... | ... | 5,268 | 2,570 | 2,698 |
| 29. SOUTH CANARA ... | 36,256 | 17,897 | 18,359 | 1 | 1 | ... | ... | ... | ... | 1,096 | 622 | 474 | 829 | 456 | 373 | 513,548 | 245,733 | 267,815 | 1,194,203 | 577,484 | 616,719 |
| **(2) Feudatory States.** | ***1,820*** | ***912*** | ***908*** | ***24*** | ***4*** | ***20*** | ***897*** | ***417*** | ***480*** | ***390,432*** | ***186,059*** | ***204,373*** | ***46,425*** | ***23,104*** | ***23,321*** | ***13*** | ***8*** | ***5*** | ***464,667*** | ***223,068*** | ***241,659*** |
| 30. PUDUKKÓTTAI ... | 809 | 415 | 394 | ... | ... | ... | 897 | 417 | 480 | 390,310 | 185,993 | 204,317 | 12,042 | 5,823 | 6,219 | 12 | 8 | 4 | 411,821 | 196,535 | 215,286 |
| 31. BANGANAPALLE ... | 209 | 105 | 104 | 24 | 4 | 20 | ... | ... | ... | 19 | 10 | 9 | 32,469 | 16,325 | 16,144 | ... | ... | ... | 39,339 | 19,772 | 19,567 |
| 32. SANDÚR ... ... | 802 | 392 | 410 | ... | ... | ... | ... | ... | ... | 103 | 56 | 47 | 1,914 | 956 | 958 | 1 | ... | 1 | 13,507 | 6,701 | 6,806 |



This content downloaded from 106.51.163.168 on Wed, 05 Jun 2024 15:15:17 +00:00
All use subject to https://about.jstor.org/terms

# TABLE X.

## Language—*continued.*

| DISTRICT OR STATE. | PART A—VERNACULARS OF INDIA—(ii) VERNACULARS FOREIGN TO THE PRESIDENCY. | | | | | | | | | | | | | | | | | | | | | TOTAL PART A.—(ii) VERNACULARS FOREIGN TO THE PRESIDENCY. | | |
|---|---|---|---|---|---|---|---|---|---|---|---|---|---|---|---|---|---|---|---|---|---|---|---|---|
| | BENGÁLÍ. | | | GUJARÁTÍ. | | | KACHCHÍ. | | | MÁRWÁRI. | | | PÁRSÍ. | | | SANSKRIT. | | | OTHER LANGUAGES. | | | | | |
| | Persons. | Males. | Females. | Persons. | Males. | Females. | Persons. | Males. | Females. | Persons. | Males. | Females. | Persons. | Males. | Females. | Persons. | Males. | Females. | Persons. | Males. | Females. | Persons. | Males. | Females. |
| | 44. | 45 | 46 | 47 | 48 | 49 | 50 | 51 | 52 | 53 | 54 | 55 | 56 | 57 | 58 | 59 | 60 | 61 | 62 | 63 | 64 | 65 | 66 | 67 |
| **MADRAS ...** | *1,167* | *1,016* | *151* | *6,830* | *4,360* | *2,470* | *420* | *270* | *150* | *1,788* | *1,413* | *375* | *211* | *130* | *81* | *312* | *246* | *66* | *3,848* | *2,053* | *1,795* | *14,576* | *9,488* | *5,088* |
| **(1) British Territory.** | *1,166* | *1,016* | *150* | *6,811* | *4,353* | *2,458* | *420* | *270* | *150* | *1,786* | *1,411* | *375* | *211* | *130* | *81* | *312* | *246* | *66* | *3,841* | *2,050* | *1,791* | *14,547* | *9,476* | *5,071* |
| 1. GANJÁM ... ... | 72 | 52 | 20 | 112 | 82 | 30 | 3 | 2 | 1 | 14 | 8 | 6 | ... | ... | ... | 5 | 5 | ... | 14 | 11 | 3 | 220 | 160 | 60 |
| 2. AGENCY, GANJÁM ... | 24 | 6 | 18 | ... | ... | ... | ... | ... | ... | ... | ... | ... | ... | ... | ... | ... | ... | ... | ... | ... | .. | 24 | 6 | 18 |
| 3. VIZAGAPATAM ... | 173 | 137 | 36 | 191 | 108 | 83 | 7 | 7 | ... | 5 | 5 | ... | 15 | 9 | 6 | 15 | 15 | ... | 21 | 17 | 4 | 427 | 298 | 129 |
| 4. AGENCY, VIZAGAPATAM. | 6 | 4 | 2 | 39 | 36 | 3 | ... | ... | ... | ... | ... | ... | ... | ... | ... | ... | ... | ... | 2,672 | 1,372 | 1,300 | 2,717 | 1,412 | 1,305 |
| 5. GÓDÁVARI ... ... | 68 | 48 | 20 | 114 | 101 | 13 | .. | ... | ... | 165 | 153 | 12 | 17 | 11 | 6 | 23 | 23 | .... | ... | ... | ... | 387 | 336 | 51 |
| 6. AGENCY, GÓDÁVARI. | 6 | 2 | 4 | ... | ... | ... | ... | ... | ... | ... | ... | ... | ... | ... | ... | ... | ... | ... | ... | ... | ... | 6 | 2 | 4 |
| 7. KISTNA ... ... | 5 | 3 | 2 | 40 | 18 | 22 | 2 | 2 | ... | 92 | 76 | 16 | 25 | 13 | 12 | 136 | 131 | 5 | ... | ... | ... | 300 | 243 | 57 |
| 8. GUNTÚR ... ... | ... | ... | ... | 65 | 48 | 17 | ... | ... | ... | 28 | 28 | ... | ... | ... | ... | ... | ... | ... | ... | ... | ... | 93 | 76 | 17 |
| 9. NELLORE ... ... | ... | ... | ... | 21 | 17 | 4 | .. | ... | .. | .. | .. | .. | 12 | 8 | 4 | ... | ... | ... | 2 | 1 | 1 | 35 | 26 | 9 |
| 10. CUDDAPAH ... ... | ... | ... | ... | 26 | 15 | 11 | ... | ... | ... | 32 | 28 | 4 | ... | ... | ... | 1 | 1 | ... | ... | ... | ... | 59 | 44 | 15 |
| 11. KURNOOL ... ... | 7 | 7 | ... | 60 | 34 | 26 | ... | ... | ... | 53 | 47 | 6 | 7 | 4 | 3 | ... | ... | ... | 5 | ... | 5 | 132 | 92 | 40 |
| 12. BELLARY ... ... | 3 | 3 | ... | 486 | 280 | 206 | ... | ... | ... | 193 | 183 | 10 | 3 | 3 | .. | 1 | 1 | ... | ... | ... | ... | 686 | 470 | 216 |
| 13. ANANTAPUR ... ... | ... | .. | .. | 132 | 81 | 51 | ... | ... | ... | 117 | 88 | 29 | 21 | 11 | 10 | 3 | 3 | ... | 7 | 3 | 4 | 280 | 186 | 94 |
| 14. MADRAS ... ... | 228 | 198 | 30 | 2,346 | 1,471 | 875 | 114 | 68 | 46 | 894 | 681 | 213 | 14 | 7 | 7 | 23 | 16 | 7 | 594 | 228 | 366 | 4,213 | 2,669 | 1,544 |
| 15. CHINGLEPUT ... | 2 | 1 | 1 | 105 | 65 | 40 | ... | ... | ... | 56 | 29 | 27 | 15 | 10 | 5 | 59 | 35 | 24 | 1 | 1 | ... | 238 | 141 | 97 |
| 16. CHITTOOR ... ... | | ... | ... | 76 | 48 | 28 | ... | ... | ... | 21 | 19 | 2 | 1 | 1 | ... | 2 | 1 | 1 | ... | ... | ... | 100 | 69 | 31 |
| 17. NORTH ARCOT ... | 8 | 2 | 6 | 82 | 32 | 50 | ... | ... | ... | 3 | 1 | 2 | ... | ... | ... | 1 | 1 | ... | 2 | 2 | ... | 96 | 38 | 58 |
| 18. SALEM ... ... | ... | ... | ... | 106 | 78 | 28 | ... | ... | ... | ... | ... | ... | 2 | 1 | 1 | ... | ... | ... | 4 | 2 | 2 | 112 | 81 | 31 |
| 19. COIMBATORE ... ... | ... | .. | ... | 181 | 116 | 65 | 9 | 1 | 8 | 43 | 11 | 32 | 1 | 1 | ... | 2 | 1 | 1 | 3 | 3 | ... | 239 | 133 | 106 |
| 20. SOUTH ARCOT ... | 5 | 5 | .. | 36 | 24 | 12 | ... | ... | ... | 3 | 2 | 1 | ... | ... | ... | 6 | 4 | 2 | ... | ... | ... | 50 | 35 | 15 |
| 21. TANJORE ... ... | 354 | 353 | 1 | 326 | 171 | 155 | 14 | 3 | 11 | 7 | 7 | ... | ... | ... | ... | 5 | 2 | 3 | 17 | 3 | 14 | 723 | 539 | 184 |
| 22. TRICHINOPOLY ... | 10 | 4 | 6 | 228 | 141 | 87 | ... | ... | ... | 40 | 27 | 13 | ... | ... | ... | ... | ... | ... | 4 | 4 | ... | 282 | 176 | 106 |
| 23. MADURA ... ... | 2 | 2 | ... | 144 | 119 | 25 | ... | ... | ... | 4 | 4 | ... | 4 | 4 | ... | 4 | 1 | 3 | 13 | 8 | 5 | 171 | 138 | 33 |
| 24. RÁMNÁD ... ... | 13 | 13 | ... | 61 | 29 | 32 | 14 | 4 | 10 | 1 | 1 | ... | 5 | 2 | 3 | 21 | 3 | 18 | 15 | 13 | 2 | 130 | 65 | 65 |
| 25. TINNEVELLY ... | 65 | 65 | ... | 134 | 40 | 94 | ... | ... | ... | 2 | 2 | ... | 4 | 2 | 2 | 1 | ... | 1 | 1 | 1 | ... | 207 | 110 | 97 |
| 26. NILGIRIS ... ... | 8 | 4 | 4 | 160 | 75 | 85 | 31 | 11 | 20 | 10 | 8 | 2 | 5 | 3 | 2 | ... | ... | ... | 8 | 2 | 6 | 222 | 103 | 119 |
| 27. MALABAR ... ... | 106 | 106 | ... | 1,275 | 942 | 333 | 135 | 95 | 40 | ... | ... | ... | 52 | 33 | 19 | 4 | 3 | 1 | 394 | 340 | 54 | 1,966 | 1,519 | 447 |
| 28. ANJENGO ... ... | ... | ... | ... | 1 | 1 | ... | ... | ... | ... | ... | ... | ... | ... | ... | ... | ... | ... | ... | ... | ... | .. | 1 | 1 | ... |
| 29. SOUTH CANARA ... | 1 | 1 | ... | 264 | 181 | 83 | 91 | 77 | 14 | 3 | 3 | ... | 8 | 7 | 1 | ... | ... | ... | 64 | 39 | 25 | 431 | 308 | 123 |
| **(2) Feudatory States.** | *1* | ... | *1* | *19* | *7* | *12* | ... | ... | .. | *2* | *2* | ... | ... | ... | ... | ... | .. | ... | *7* | *3* | *4* | *29* | *12* | *17* |
| 30. PUDUKÓTTAI ... | ... | ... | ... | 16 | 4 | 12 | .... | ... | ... | ... | ... | ... | ... | ... | ... | ... | ... | ... | 7 | 3 | 4 | 23 | 7 | 16 |
| 31. BANGANAPALLE ... | 1 | ... | 1 | 3 | 3 | ... | ... | ... | ... | ... | ... | ... | .. | ... | ... | ... | ... | ... | ... | ... | ... | 4 | 3 | 1 |
| 32. SANDÚR ... ... | ... | ... | ... | ... | ... | ... | ... | ... | ... | 2 | 2 | ... | ... | ... | ... | ... | ... | ... | ... | ... | ... | 2 | 2 | ... |



This content downloaded from 106.51.163.168 on Wed, 05 Jun 2024 15:15:17 +00:00
All use subject to https://about.jstor.org/terms

# TABLE X.

## Language—*continued.*

| DISTRICT OR STATE. | PART B.—VERNACULARS OF NON-INDIAN ASIATIC COUNTRIES. | | | | | | | | | | | | | | | TOTAL PART B.—VERNACULARS OF NON-INDIAN ASIATIC COUNTRIES. | | |
|---|---|---|---|---|---|---|---|---|---|---|---|---|---|---|---|---|---|---|
| | ARABIC. | | | CHINESE. | | | PERSIAN. | | | SINGHALESE. | | | OTHER LANGUAGES. | | | | | |
| | Persons. | Males. | Females. | Persons. | Males. | Females. | Persons. | Males. | Females. | Persons. | Males. | Females. | Persons. | Males. | Females. | Persons. | Males. | Females. |
| | 68 | 69 | 70 | 71 | 72 | 73 | 74 | 75 | 76 | 77 | 78 | 79 | 80 | 81 | 82 | 83 | 84 | 85 |
| **MADRAS** ... | *423* | *398* | *25* | *125* | *120* | *5* | *686* | *386* | *300* | *122* | *109* | *13* | *35* | *23* | *12* | *1,391* | *1,036* | *355* |
| **(1) British Territory.** | *423* | *398* | *25* | *125* | *120* | *5* | *686* | *386* | *300* | *120* | *108* | *12* | *35* | *23* | *12* | *1,389* | *1,035* | *354* |
| 1. GANJÁM ... ... | ... | ... | ... | ... | ... | ... | 6 | 3 | 3 | ... | ... | ... | ... | ... | ... | 6 | 3 | 3 |
| 2. AGENCY, GANJÁM ... | ... | ... | ... | ... | ... | ... | ... | ... | ... | ... | ... | ... | ... | ... | ... | ... | ... | ... |
| 3. VIZAGAPATAM ... | ... | ... | ... | 3 | 3 | ... | ... | ... | ... | ... | ... | ... | ... | ... | ... | 3 | 3 | ... |
| 4. AGENCY, VIZAGAPATAM. | ... | ... | ... | ... | ... | ... | ... | ... | ... | ... | ... | ... | ... | ... | ... | ... | ... | ... |
| 5. GÓDÁVARI ... ... | ... | ... | ... | 4 | 4 | ... | ... | ... | ... | ... | ... | ... | ... | ... | ... | 4 | 4 | ... |
| 6. AGENCY, GÓDÁVARI ... | 2 | 2 | ... | ... | ... | ... | ... | ... | ... | ... | ... | ... | ... | ... | ... | 2 | 2 | ... |
| 7. KISTNA ... ... | 1 | ... | 1 | ... | ... | ... | 97 | 83 | 14 | ... | ... | ... | ... | ... | ... | 98 | 83 | 15 |
| 8. GUNTÚR ... ... | 25 | 25 | ... | ... | ... | ... | 131 | 63 | 68 | ... | ... | ... | ... | ... | ... | 156 | 88 | 68 |
| 9. NELLORE ... ... | 1 | ... | 1 | ... | ... | ... | 12 | 12 | ... | ... | ... | ... | ... | ... | ... | 13 | 12 | 1 |
| 10. CUDDAPAH ... .. | ... | ... | ... | ... | ... | ... | 11 | 5 | 6 | ... | ... | ... | ... | ... | ... | 11 | 5 | 6 |
| 11. KURNOOL ... ... | ... | ... | ... | ... | ... | ... | 31 | 12 | 19 | ... | ... | ... | ... | ... | ... | 31 | 12 | 19 |
| 12. BELLARY ... ... | ... | ... | ... | 3 | 3 | ... | 120 | 65 | 55 | ... | ... | ... | 2 | ... | 2 | 125 | 68 | 57 |
| 13. ANANTAPUR ... ... | ... | ... | ... | ... | ... | ... | 11 | 5 | 6 | ... | ... | ... | ... | ... | ... | 11 | 5 | 6 |
| 14. MADRAS ... ... | 7 | 6 | 1 | 39 | 39 | ... | 75 | 44 | 31 | 13 | 10 | 3 | 17 | 9 | 8 | 151 | 108 | 43 |
| 15. CHINGLEPUT ... ... | ... | ... | ... | ... | ... | ... | 61 | 21 | 40 | 1 | 1 | ... | ... | ... | ... | 62 | 22 | 40 |
| 16. CHITTOOR ... ... | ... | ... | ... | ... | ... | ... | 8 | 5 | 3 | ... | ... | ... | ... | ... | ... | 8 | 5 | 3 |
| 17. NORTH ARCOT ... | ... | ... | ... | ... | ... | ... | 7 | 5 | 2 | 1 | 1 | ... | ... | ... | ... | 8 | 6 | 2 |
| 18. SALEM ... ... | 10 | ... | 10 | ... | ... | ... | 13 | 10 | 3 | ... | ... | ... | ... | ... | ... | 23 | 10 | 13 |
| 19. COIMBATORE ... ... | ... | ... | ... | ... | ... | ... | ... | ... | ... | 5 | 3 | 2 | ... | ... | ... | 5 | 3 | 2 |
| 20. SOUTH ARCOT ... | ... | ... | ... | 24 | 19 | 5 | 5 | ... | 5 | ... | ... | ... | ... | ... | ... | 29 | 19 | 10 |
| 21. TANJORE ... ... | 6 | 3 | 3 | 39 | 39 | ... | ... | ... | ... | 3 | 3 | ... | 14 | 12 | 2 | 62 | 57 | 5 |
| 22. TRICHINOPOLY ... | 4 | 3 | 1 | ... | ... | ... | 26 | 23 | 3 | 1 | 1 | ... | ... | ... | ... | 31 | 27 | 4 |
| 23. MADURA ... ... | ... | ... | ... | 2 | 2 | ... | 4 | ... | 4 | 2 | 1 | 1 | ... | ... | ... | 8 | 3 | 5 |
| 24. RÁMNÁD .. ... | 7 | 7 | ... | 4 | 4 | ... | ... | ... | ... | 1 | 1 | ... | ... | ... | ... | 12 | 12 | ... |
| 25. TINNEVELLY ... ... | 9 | 8 | 1 | 1 | 1 | ... | ... | ... | ... | 17 | 12 | 5 | ... | ... | ... | 27 | 21 | 6 |
| 26. NILGIRIS ... ... | ... | ... | ... | ... | ... | ... | ... | ... | ... | 4 | 4 | ... | ... | ... | ... | 4 | 4 | ... |
| 27. MALABAR ... ... | 335 | 331 | 4 | 6 | 6 | ... | 67 | 29 | 38 | 72 | 71 | 1 | 2 | 2 | ... | 482 | 439 | 43 |
| 28. ANJENGO ... ... | ... | ... | ... | ... | ... | ... | ... | ... | ... | ... | ... | ... | ... | ... | ... | ... | ... | ... |
| 29. SOUTH CANARA ... | 16 | 13 | 3 | ... | ... | ... | 1 | 1 | ... | ... | ... | ... | ... | ... | ... | 17 | 14 | 3 |
| **(2) Feudatory States.** ... | ... | ... | ... | ... | ... | ... | ... | ... | ... | *2* | *1* | *1* | ... | ... | ... | *2* | *1* | *1* |
| 30. PUDUKÓTTAI... ... | ... | ... | ... | ... | ... | ... | ... | ... | ... | 2 | 1 | 1 | ... | ... | ... | 2 | 1 | 1 |
| 31. BANGANAPALLE ... | ... | ... | ... | ... | ... | ... | ... | ... | ... | ... | ... | ... | ... | ... | ... | ... | ... | ... |
| 32. SANDÚR ... ... | ... | ... | ... | ... | ... | ... | ... | ... | ... | ... | ... | ... | ... | ... | ... | ... | ... | ... |



This content downloaded from
106.51.163.168 on Wed, 05 Jun 2024 15:15:17 +00:00
All use subject to https://about.jstor.org/terms

# TABLE X.

## Language—*concluded.*

| DISTRICT OR STATE. | PART C.—EUROPEAN LANGUAGES. | | | | | | | | | | | | | | | TOTAL PART C.—EUROPEAN LANGUAGES. | | |
|---|---|---|---|---|---|---|---|---|---|---|---|---|---|---|---|---|---|---|
| | ENGLISH. | | | FRENCH. | | | GERMAN. | | | PORTUGUESE. | | | OTHER LANGUAGES. | | | | | |
| | Persons. | Males. | Females. | Persons. | Males. | Females. | Persons. | Males. | Females. | Persons. | Males. | Females. | Persons. | Males. | Females. | Persons. | Males. | Females. |
| | 86 | 87 | 88 | 89 | 90 | 91 | 92 | 93 | 94 | 95 | 96 | 97 | 98 | 99 | 100 | 101 | 102 | 103 |
| **MADRAS** ... | *39,309* | *21,079* | *18,230* | *406* | *226* | *180* | *558* | *371* | *187* | *1,725* | *904* | *821* | *176* | *109* | *67* | *42,174* | *22,689* | *19,485* |
| **(1) British Territory.** | *39,252* | *21,048* | *18,204* | *406* | *226* | *180* | *558* | *371* | *187* | *1,725* | *904* | *821* | *175* | *108* | *67* | *42,116* | *22,657* | *19,459* |
| 1. GANJÁM ... ... | 241 | 109 | 132 | 5 | 5 | ... | 1 | 1 | ... | ... | ... | ... | ... | ... | ... | 247 | 115 | 132 |
| 2. AGENCY, GANJÁM ... | 6 | 4 | 2 | 1 | 1 | ... | ... | ... | ... | ... | ... | ... | ... | ... | ... | 7 | 5 | 2 |
| 3. VIZAGAPATAM ... | 1,472 | 794 | 678 | 6 | 3 | 3 | 8 | 5 | 3 | ... | ... | ... | ... | ... | ... | 1,486 | 802 | 684 |
| 4. AGENCY, VIZAGAPATAM. | 52 | 30 | 22 | 1 | ... | 1 | 25 | 13 | 12 | ... | ... | ... | 2 | 1 | 1 | 80 | 44 | 36 |
| 5. GÓDÁVARI .. ... | 892 | 426 | 466 | 12 | 8 | 4 | 3 | 2 | 1 | ... | ... | ... | ... | ... | ... | 907 | 436 | 471 |
| 6. AGENCY, GÓDÁVARI ... | 16 | 9 | 7 | ... | ... | ... | ... | ... | ... | ... | ... | ... | ... | ... | ... | 16 | 9 | 7 |
| 7. KISTNA ... .. | 376 | 192 | 184 | ... | ... | ... | ... | ... | ... | ... | ... | ... | ... | ... | ... | 376 | 192 | 184 |
| 8. GUNTÚR ... ... | 196 | 109 | 87 | ... | ... | ... | 1 | 1 | ... | ... | ... | ... | 5 | 4 | 1 | 381 | 196 | 185 |
| 9. NELLORE ... ... | 484 | 325 | 159 | 2 | 1 | 1 | 53 | 14 | 39 | ... | ... | ... | 17 | 3 | 14 | 214 | 113 | 101 |
| 10. CUDDAPAH ... ... | 82 | 50 | 32 | ... | ... | ... | ... | ... | ... | 5 | 2 | 3 | 1 | 1 | ... | 540 | 341 | 199 |
| 11. KURNOOL ... ... | 94 | 59 | 35 | ... | ... | ... | ... | ... | ... | 1 | 1 | ... | 1 | 1 | ... | 87 | 52 | 35 |
| 12. BELLARY ... ... | 1,291 | 892 | 399 | 1 | 1 | ... | ... | ... | ... | ... | ... | ... | ... | ... | ... | 96 | 61 | 35 |
| 13. ANANTAPUR .. ... | 547 | 293 | 254 | 1 | 1 | ... | ... | ... | ... | 3 | 3 | ... | ... | ... | ... | 1,292 | 893 | 399 |
| 14. MADRAS ... ... | 14,866 | 7,628 | 7,178 | 44 | 15 | 29 | 85 | 70 | 15 | 26 | 20 | 6 | 21 | 12 | 9 | 551 | 297 | 254 |
| 15. CHINGLEPUT ... ... | 2,620 | 1,512 | 1,108 | 5 | 2 | 3 | 7 | 5 | 2 | ... | ... | ... | 3 | 3 | ... | 15,042 | 7,805 | 7,237 |
| 16. CHITTOOR .. ... | 293 | 153 | 140 | 1 | ... | 1 | 6 | 3 | 3 | ... | ... | ... | 1 | ... | 1 | 2,635 | 1,522 | 1,113 |
| 17. NORTH ARCOT ... | 1,065 | 536 | 529 | 16 | 13 | 3 | 9 | 4 | 5 | 4 | 4 | ... | 8 | 3 | 5 | 301 | 156 | 145 |
| 18. SALEM ... ... | 393 | 275 | 118 | 5 | 5 | ... | 20 | 17 | 3 | ... | ... | ... | 2 | 1 | 1 | 1,102 | 560 | 542 |
| 19. COIMBATORE ... ... | 1,545 | 658 | 887 | 45 | 20 | 25 | 53 | 48 | 5 | 27 | 18 | 9 | ... | ... | ... | 420 | 298 | 122 |
| 20. SOUTH ARCOT ... | 778 | 446 | 332 | 71 | 48 | 23 | 8 | 4 | 4 | 3 | 3 | ... | 26 | 11 | 15 | 1,670 | 744 | 926 |
| 21. TANJORE ... ... | 999 | 633 | 366 | 66 | 33 | 33 | 21 | 10 | 11 | 38 | 38 | ... | 7 | 3 | 4 | 886 | 512 | 374 |
| 22. TRICHINOPOLY ... | 1,231 | 584 | 647 | 48 | 36 | 12 | 7 | 4 | 3 | 2 | 2 | ... | 4 | 4 | ... | 1,131 | 717 | 414 |
| 23. MADURA ... ... | 850 | 458 | 392 | 13 | 1 | 12 | 9 | 4 | 5 | 36 | 36 | ... | 4 | 1 | 3 | 1,292 | 630 | 662 |
| 24. RÁMNAD ... ... | 140 | 77 | 63 | 2 | 1 | 1 | 5 | 3 | 2 | 1 | 1 | ... | 14 | 10 | 4 | 912 | 500 | 412 |
| 25. TINNEVELLY ... ... | 439 | 249 | 190 | 11 | 11 | ... | 4 | 3 | 1 | 7 | 7 | ... | 3 | 2 | 1 | 162 | 92 | 70 |
| 26. NILGIRIS ... ... | 4,564 | 2,500 | 2,064 | 33 | 13 | 20 | 25 | 16 | 9 | 117 | 79 | 38 | 2 | ... | 2 | 464 | 272 | 192 |
| 27. MALABAR ... ... | 2,930 | 1,627 | 1,303 | 10 | 7 | 3 | 153 | 114 | 39 | 1,429 | 681 | 748 | 53 | 47 | 6 | 4,741 | 2,608 | 2,133 |
| 28. ANJENGO ... ... | 299 | 119 | 180 | ... | ... | ... | ... | ... | ... | 4 | ... | 4 | ... | ... | ... | 4,575 | 2,478 | 2,099 |
| 29. SOUTH CANARA ... | 491 | 241 | 250 | 7 | 1 | 6 | 55 | 30 | 25 | 22 | 9 | 13 | 1 | 1 | ... | 303 | 119 | 184 |
| **(2) Feudatory States.** | *57* | *31* | *26* | ... | ... | ... | ... | ... | ... | ... | ... | ... | *1* | *1* | ... | 576 | 282 | 294 |
| 30. PUDUKKÓTTAI ... | 39 | 22 | 17 | ... | ... | ... | ... | ... | ... | ... | ... | ... | 1 | 1 | ... | *58* | *32* | *26* |
| 31. BANGANAPALLE ... | 1 | 1 | ... | ... | ... | ... | ... | ... | ... | ... | ... | ... | ... | ... | ... | 40 | 23 | 17 |
| 32. SANDÚR ... ... | 17 | 8 | 9 | ... | ... | ... | ... | ... | ... | ... | ... | ... | ... | ... | ... | 1 | 1 | ... |
| | | | | | | | | | | | | | | | | 17 | 8 | 9 |



This content downloaded from 106.51.163.168 on Wed, 05 Jun 2024 15:15:17 +00:00
All use subject to https://about.jstor.org/terms

# TABLE XI.

## BIRTH-PLACE.

## PART I.—DISTRICTS AND STATES.

This table deals with the birth-places of the population enumerated in this Presidency. It is divided into two parts: Part I containing the statistics for the Province as a whole and for each district and state comprised in it, while Part II gives similar information for the 12 towns treated at the census as "Cities."

The various places of birth have been classified and arranged in accordance with the principles followed by the Census Commissioner in the India Tables. In Part I, sections A-II, and B to F, birth-places returned by small numbers of persons have been clubbed together under 'others' in their respective heads. Details of these are given below:—

| — | Males. | Females. |
|---|---|---|
| **A-II-(b).—Born in other Provinces and States in India.** | ***6,801*** | ***3,817*** |
| (i) *British Territory* ... ... ... | ***1,174*** | ***298*** |
| Ajmer-Merwara ... ... | 78 | 42 |
| Andamans and Nicobars ... | 48 | 17 |
| Baluchistan (Districts and Administered territories). | 116 | 10 |
| Assam ... ... | 182 | 22 |
| North-west Frontier Province (Districts and Administered territories). | 57 | 25 |
| Punjab ... ... ... | 693 | 182 |
| (ii) *Feudatory States* ... ... | ***1,733*** | ***609*** |
| Baroda ... ... ... | 260 | 60 |
| Central India Agency ... | 310 | 193 |
| Kashmir ... ... ... | 26 | 2 |
| Rajputana Agency ... ... | 1,137 | 354 |
| (iii) *Other French Settlements* ... | ***1,268*** | ***1,955*** |
| Karikal ... ... ... | 1,193 | 1,925 |
| Mahe ... ... ... ... | 50 | 22 |
| Yanam ... ... ... | 18 | 6 |
| Unspecified French Settlements. | 7 | 2 |
| (iv) *Portuguese Settlements* ... | ***895*** | ***73*** |
| Diu ... ... .. ... | 13 | 3 |
| Goa ... ... ... ... | 882 | 70 |
| **B.—Born in other Asiatic Countries.** | ***706*** | ***151*** |
| Afghanistan ... ... | 83 | 35 |
| Arabia ... ... ... | 255 | 21 |
| *Malabar* ... ... ... ... | *203* | *2* |
| *Madras* ... ... ... ... | *18* | *7* |
| Bhotan ... ... ... ... | 17 | ... |
| China ... ... ... ... | 123 | 25 |
| Chinese Turkestan ... ... | 2 | 3 |
| French Indo-China ... ... | 9 | 5 |
| Hongkong ... ... ... ... | 5 | 2 |
| Japan ... ... ... ... | 21 | 9 |
| Maldives ... ... ... ... | 3 | 1 |
| Nepal ... ... ... ... | 15 | 3 |
| Persia ... ... ... ... | 144 | 33 |
| *Malabar* ... ... ... ... | *103* | *24* |
| *Madras* ... ... ... ... | *36* | *9* |
| Russian Turkestan ... ... | 2 | 1 |
| Siam ... ... ... ... | 8 | 5 |
| Turkey in Asia ... ... | 16 | 5 |
| Asia, *unspecified* ... ... ... | 3 | 3 |
| **C.—Born in Europe** ... ... ... | ***313*** | ***198*** |
| Channel Islands and Isle of Man (*Madras*). | 5 | 1 |
| Austria Hungary ... ... ... | 22 | 16 |
| Belgium ... ... ... ... | 18 | 33 |
| Denmark ... ... ... ... | 14 | 25 |
| Gibraltar ... ... ... ... | 1 | 1 |
| Greece ... ... ... ... | 3 | ... |
| Holland ... ... ... ... | 75 | 22 |
| Italy ... ... ... ... | 43 | 37 |
| Norway ... ... ... ... | 15 | 3 |
| Sweden ... ... ... ... | 14 | 16 |
| Portugal ... ... ... ... | 61 | 11 |
| Russia ... ... ... ... | 8 | 5 |
| Spain ... ... ... ... | ... | 3 |
| Switzerland ... ... ... | 31 | 25 |
| Turkey in Europe ... ... | 2 | ... |
| Europe, *unspecified* ... ... | 1 | ... |
| **D.—Born in Africa** ... ... ... | ***506*** | ***357*** |
| Cape Colony ... ... ... | 1 | 4 |
| Mauritius ... ... ... ... | 119 | 79 |
| *Tanjore* ... ... ... | *83* | *42* |
| *South Arcot* ... ... ... | *11* | *15* |
| Natal ... ... ... ... | 215 | 212 |
| *North Arcot* ... ... ... | *200* | *185* |
| *Madras* ... ... ... ... | *12* | *11* |
| St. Helena ... ... ... ... | ... | 1 |
| Soudan ... ... .. ... | 1 | ... |
| Africa, *unspecified* ... ... | 170 | 91 |
| **E.—Born in America** ... ... ... | ***151*** | ***104*** |
| Brazil ... ... ... ... | 2 | ... |
| Canada ... ... ... ... | 32 | 9 |
| United States ... ... ... | 28 | 8 |
| West Indies ... ... ... | 3 | 1 |
| America, *unspecified* ... ... | 86 | 86 |
| **F.—Born in Australasia** ... ... | ***55*** | ***42*** |
| Australia ... ... ... ... | 32 | 26 |
| Borneo ... ... ... ... | 9 | 2 |
| Java ... ... ... ... | 8 | 4 |
| New Zealand ... ... ... | 6 | 9 |
| Tasmania ... ... ... ... | ... | 1 |



This content downloaded from 106.51.163.168 on Wed, 05 Jun 2024 15:15:17 +00:00
All use subject to https://about.jstor.org/terms

# TABLE XI.

## Birth-place. Part I.—Districts and States.

| DISTRICT OR STATE WHERE BORN. | TOTAL BORN IN EACH DISTRICT OR STATE. | | | DISTRICT OR STATE WHERE ENUMERATED. | | | | | | | | | | | | | | |
|---|---|---|---|---|---|---|---|---|---|---|---|---|---|---|---|---|---|---|
| | | | | GANJÁM. | | | AGENCY, GANJÁM. | | | VIZAGAPATAM. | | | AGENCY, VIZAGAPATAM. | | | GÓDÁVARI. | | |
| | Persons. | Males. | Females. | Persons. | Males. | Females. | Persons. | Males. | Females. | Persons. | Males. | Females. | Persons. | Males. | Females. | Persons. | Males. | Females. |
| 1 | 2 | 3 | 4 | 5 | 6 | 7 | 8 | 9 | 10 | 11 | 12 | 13 | 14 | 15 | 16 | 17 | 18 | 19 |
| **Total District Population.** | *41,870,160* | *20,606,008* | *21,264,152* | *1,870,826* | *868,928* | *1,001,898* | *350,466* | *175,783* | *174,683* | *2,169,670* | *1,050,609* | *1,119,061* | *1,020,151* | *511,221* | *508,930* | *1,445,957* | *707,702* | *738,255* |
| **A-I.—Born in Districts, or States within the Province.** | *41,636,372* | *20,485,629* | *21,150,743* | *1,867,283* | *867,024* | *1,000,259* | *348,479* | *175,382* | *173,097* | *2,168,118* | *1,049,796* | *1,118,322* | *1,016,792* | *509,371* | *507,421* | *1,444,133* | *706,442* | *737,691* |
| **(i) British Territory.** | *41,179,030* | *20,261,830* | *20,917,200* | *1,867,267* | *867,012* | *1,000,255* | *348,479* | *175,382* | *173,097* | *2,168,002* | *1,049,683* | *1,118,319* | *1,016,792* | *509,371* | *507,421* | *1,444,118* | *706,431* | *737,687* |
| 1. GANJÁM ... ... | 2,217,286 | 1,043,168 | 1,174,118 | 1,850,619 | 858,294 | 992,325 | 346,895 | 174,660 | 172,235 | 4,035 | 1,829 | 2,206 | 5,167 | 2,418 | 2,749 | 2,647 | 1,538 | 1,109 |
| 2. VIZAGAPATAM ... | 3,333,386 | 1,632,912 | 1,700,474 | 12,984 | 6,279 | 6,705 | 1,572 | 714 | 858 | 2,156,405 | 1,043,793 | 1,112,612 | 1,009,994 | 506,108 | 503,886 | 74,291 | 35,814 | 38,477 |
| 3. GÓDÁVARI ... ... | 1,563,063 | 767,606 | 795,457 | 606 | 317 | 289 | 6 | 4 | 2 | 4,436 | 2,173 | 2,263 | 1,121 | 538 | 583 | 1,342,887 | 656,004 | 686,883 |
| 4. KISTNA ... ... | 1,874,118 | 931,062 | 943,056 | 313 | 168 | 145 | 1 | ... | 1 | 682 | 387 | 295 | 71 | 44 | 27 | 16,602 | 8,691 | 7,911 |
| 5. GUNTÚR ... ... | 1,667,324 | 840,656 | 826,668 | 942 | 869 | 73 | ... | ... | ... | 379 | 281 | 98 | 48 | 40 | 8 | 2,065 | 1,100 | 965 |
| 6. NELLORE ... ... | 1,390,322 | 700,595 | 689,727 | 155 | 98 | 57 | ... | ... | ... | 236 | 166 | 70 | 56 | 28 | 28 | 1,282 | 960 | 322 |
| 7. CUDDAPAH ... ... | 911,312 | 463,491 | 447,821 | 68 | 56 | 12 | ... | ... | ... | 69 | 43 | 26 | 30 | 19 | 11 | 293 | 44 | 249 |
| 8. KURNOOL ... ... | 928,663 | 467,812 | 460,851 | 98 | 57 | 41 | ... | ... | ... | 53 | 35 | 18 | 1 | 1 | ... | 320 | 244 | 76 |
| 9. BELLARY ... ... | 940,256 | 475,955 | 464,301 | 60 | 29 | 31 | 2 | 2 | ... | 81 | 44 | 37 | 3 | 3 | ... | 501 | 171 | 330 |
| 10. ANANTAPUR ... ... | 930,341 | 478,859 | 451,482 | 5 | 3 | 2 | ... | ... | ... | 15 | 10 | 5 | ... | ... | ... | 642 | 315 | 327 |
| 11. MADRAS ... ... | 403,325 | 199,849 | 203,476 | 255 | 138 | 117 | ... | ... | ... | 742 | 409 | 333 | 56 | 39 | 17 | 973 | 528 | 445 |
| 12. CHINGLEPUT ... ... | 1,447,078 | 726,595 | 720,483 | 184 | 111 | 73 | 1 | 1 | ... | 95 | 52 | 43 | 22 | 21 | 1 | 167 | 90 | 77 |
| 13. CHITTOOR ... ... | 1,206,509 | 614,144 | 592,365 | 9 | 8 | 1 | ... | ... | ... | 17 | 13 | 4 | ... | ... | ... | 89 | 68 | 21 |
| 14. NORTH ARCOT ... | 1,919,943 | 955,154 | 964,789 | 129 | 80 | 49 | ... | ... | ... | 158 | 98 | 60 | 25 | 21 | 4 | 241 | 136 | 105 |
| 15. SALEM ... ... | 1,835,805 | 909,839 | 925,966 | 33 | 16 | 17 | 1 | 1 | ... | 78 | 53 | 25 | 138 | 69 | 69 | 65 | 28 | 37 |
| 16. COIMBATORE ... ... | 2,134,629 | 1,054,151 | 1,080,478 | 254 | 165 | 89 | ... | ... | ... | 31 | 9 | 22 | 29 | 8 | 21 | 153 | 123 | 30 |
| 17. SOUTH ARCOT ... | 2,360,507 | 1,169,276 | 1,191,231 | 31 | 20 | 11 | ... | ... | ... | 24 | 8 | 16 | 1 | 1 | ... | 48 | 19 | 29 |
| 18. TANJORE ... ... | 2,367,184 | 1,123,939 | 1,243,245 | 149 | 80 | 69 | ... | ... | ... | 140 | 76 | 64 | 9 | 4 | 5 | 425 | 272 | 153 |
| 19. TRICHINOPOLY ... | 2,077,421 | 1,008,774 | 1,068,647 | 133 | 82 | 51 | 1 | ... | 1 | 115 | 68 | 47 | 7 | 1 | 6 | 111 | 68 | 43 |
| 20. MADURA ... ... | 1,929,212 | 943,347 | 985,865 | 50 | 31 | 19 | ... | ... | ... | 27 | 11 | 16 | 7 | 1 | 6 | 43 | 20 | 23 |
| 21. RÁMNÁD ... ... | 1,628,423 | 771,250 | 857,173 | ... | ... | ... | ... | ... | ... | ... | ... | ... | 2 | 2 | ... | 21 | 21 | ... |
| 22. TINNEVELLY ... ... | 1,822,109 | 881,639 | 940,470 | 47 | 30 | 17 | ... | ... | ... | 10 | 7 | 3 | ... | ... | ... | 126 | 100 | 26 |
| 23. NILGIRIS ... ... | 85,285 | 44,302 | 40,983 | 7 | 4 | 3 | ... | ... | ... | 29 | 10 | 19 | 1 | 1 | ... | 10 | 1 | 9 |
| 24. MALABAR ... ... | 3,013,242 | 1,483,093 | 1,530,159 | 122 | 73 | 49 | ... | ... | ... | 128 | 95 | 33 | 4 | 4 | ... | 85 | 56 | 29 |
| 25. ANJENGO ... ... | 4,644 | 2,261 | 2,383 | ... | ... | ... | ... | ... | ... | ... | ... | ... | ... | ... | ... | ... | ... | ... |
| 26. SOUTH CANARA ... | 1,187,626 | 572,107 | 615,519 | 14 | 4 | 10 | ... | ... | ... | 16 | 13 | 3 | ... | ... | ... | 31 | 20 | 11 |
| 27. MADRAS PRESIDENCY UNSPECIFIED. | 17 | 4 | 13 | ... | ... | ... | ... | ... | ... | 1 | ... | 1 | ... | ... | ... | ... | ... | ... |
| **(ii) Feudatory States.** | *457,342* | *223,799* | *233,543* | *16* | *12* | *4* | ... | ... | ... | *116* | *113* | *3* | ... | ... | ... | *15* | *11* | *4* |
| 28. TRAVANCORE ... | 10,446 | 6,169 | 4,277 | 7 | 3 | 4 | ... | ... | ... | 4 | 1 | 3 | ... | ... | ... | 1 | 1 | ... |
| 29. COCHIN ... ... | 9,643 | 4,805 | 4,838 | 7 | 7 | ... | ... | ... | ... | 15 | 15 | ... | ... | ... | ... | 10 | 8 | 2 |
| 30. PUDUKKÓTTAI ... | 395,904 | 190,739 | 205,165 | 2 | 2 | ... | ... | ... | ... | 32 | 32 | ... | ... | ... | ... | 4 | 2 | 2 |
| 31. BANGANAPALLE ... | 30,910 | 16,634 | 14,276 | ... | ... | ... | ... | ... | ... | ... | ... | ... | ... | ... | ... | ... | ... | ... |
| 32. SANDÚR ... ... | 10,439 | 5,452 | 4,987 | ... | ... | ... | ... | ... | ... | 65 | 65 | ... | ... | ... | ... | ... | ... | ... |



This content downloaded from 106.51.163.168 on Wed, 05 Jun 2024 15:15:17 +00:00
All use subject to https://about.jstor.org/terms

# TABLE XI.

## Birth-place. Part I.—Districts and States—*continued.*

| DISTRICT OR STATE WHERE BORN. | DISTRICT OR STATE WHERE ENUMERATED. | | | | | | | | | | | | | | | | | |
|---|---|---|---|---|---|---|---|---|---|---|---|---|---|---|---|---|---|---|
| | AGENCY, GÓDÁVARI. | | | KISTNA. | | | GUNTÚR. | | | NELLORE. | | | CUDDAPAH. | | | KURNOOL. | | |
| | Persons. | Males. | Females. | Persons. | Males. | Females. | Persons. | Males. | Females. | Persons. | Males. | Females. | Persons. | Males. | Females. | Persons. | Males. | Females. |
| | 20 | 21 | 22 | 23 | 24 | 25 | 26 | 27 | 28 | 29 | 30 | 31 | 32 | 33 | 34 | 35 | 36 | 37 |
| **Total District Population** | *206,902* | *104,496* | *102,406* | *1,997,535* | *994,961* | *1,002,574* | *1,697,551* | *856,665* | *840,886* | *1,328,152* | *665,305* | *662,847* | *893,998* | *454,061* | *439,937* | *935,199* | *471,426* | *463,773* |
| **A-I.—Born in Districts or States within the Province.** | *199,684* | *101,170* | *98,514* | *1,972,151* | *98,2932* | *989,219* | *1,694,192* | *854,916* | *839,276* | *1,327,468* | *664,884* | *662,584* | *893,305* | *453,706* | *439,599* | *927,099* | *467,671* | *459,428* |
| **(i) British Territory.** | *199,684* | *101,170* | *98,514* | *1,972,105* | *982,910* | *989,195* | *1,694,173* | *854,904* | *839,269* | *1,327,403* | *664,854* | *662,549* | *893,274* | *453,688* | *439,586* | *926,735* | *467,481* | *459,254* |
| 1. GANJÁM | 132 | 73 | 59 | 5,486 | 2,943 | 2,543 | 408 | 202 | 206 | 84 | 39 | 45 | 12 | 8 | 4 | 99 | 49 | 50 |
| 2. VIZAGAPATAM | 5,785 | 2,946 | 2,839 | 66,613 | 33,973 | 32,640 | 2,457 | 1,361 | 1,096 | 236 | 113 | 123 | 28 | 14 | 14 | 94 | 52 | 42 |
| 3. GÓDÁVARI | 186,643 | 94,630 | 92,213 | 22,646 | 11,470 | 11,176 | 1,829 | 999 | 830 | 203 | 100 | 103 | 38 | 24 | 14 | 248 | 118 | 130 |
| 4. KISTNA | 337 | 271 | 66 | 1,835,327 | 911,308 | 924,019 | 15,905 | 7,583 | 8,322 | 1,495 | 639 | 856 | 91 | 53 | 38 | 297 | 120 | 177 |
| 5. GUNTÚR | 6,278 | 3,046 | 3,232 | 24,539 | 12,271 | 12,268 | 1,621,927 | 817,699 | 804,228 | 5,249 | 2,380 | 2,869 | 743 | 281 | 462 | 2,468 | 1,028 | 1,440 |
| 6. NELLORE | 129 | 83 | 46 | 10,706 | 6,949 | 3,757 | 39,609 | 20,932 | 18,677 | 1,296,158 | 650,194 | 645,964 | 6,342 | 2,877 | 3,465 | 9,041 | 4,140 | 4,901 |
| 7. CUDDAPAH | 12 | 9 | 3 | 317 | 201 | 116 | 800 | 487 | 313 | 3,574 | 1,817 | 1,757 | 872,381 | 444,651 | 427,730 | 10,174 | 4,489 | 5,685 |
| 8. KURNOOL | 28 | 14 | 14 | 2,753 | 1,523 | 1,230 | 8,509 | 4,083 | 4,426 | 3,572 | 1,409 | 2,163 | 4,437 | 1,497 | 2,940 | 888,654 | 450,521 | 438,133 |
| 9. BELLARY | 7 | 4 | 3 | 391 | 228 | 163 | 223 | 131 | 92 | 324 | 153 | 171 | 781 | 429 | 352 | 5,981 | 2,304 | 3,677 |
| 10. ANANTAPUR | 2 | 2 | ... | 38 | 24 | 14 | 81 | 36 | 45 | 119 | 60 | 59 | 3,538 | 1,445 | 2,093 | 7,045 | 3,176 | 3,869 |
| 11. MADRAS | 53 | 37 | 16 | 999 | 583 | 416 | 877 | 469 | 408 | 2,225 | 1,071 | 1,154 | 651 | 273 | 378 | 602 | 282 | 320 |
| 12. CHINGLEPUT | 12 | 7 | 5 | 268 | 164 | 104 | 330 | 186 | 144 | 6,694 | 3,178 | 3,516 | 397 | 245 | 152 | 235 | 149 | 86 |
| 13. CHITTOOR | 12 | 9 | 3 | 244 | 162 | 82 | 197 | 121 | 76 | 2,819 | 1,332 | 1,487 | 2,239 | 1,100 | 1,139 | 377 | 195 | 182 |
| 14. NORTH ARCOT | 25 | 16 | 9 | 445 | 284 | 161 | 227 | 116 | 111 | 3,198 | 1,569 | 1,629 | 975 | 477 | 498 | 261 | 156 | 105 |
| 15. SALEM | ... | ... | ... | 167 | 113 | 54 | 65 | 46 | 19 | 211 | 110 | 101 | 136 | 59 | 77 | 193 | 107 | 86 |
| 16. COIMBATORE | 2 | 2 | ... | 84 | 48 | 36 | 81 | 48 | 33 | 79 | 44 | 35 | 55 | 26 | 29 | 91 | 48 | 43 |
| 17. SOUTH ARCOT | 7 | 6 | 1 | 70 | 39 | 31 | 76 | 36 | 40 | 247 | 130 | 117 | 71 | 34 | 37 | 92 | 35 | 57 |
| 18. TANJORE | 3 | 3 | ... | 317 | 179 | 138 | 227 | 127 | 100 | 410 | 212 | 198 | 152 | 77 | 75 | 407 | 273 | 134 |
| 19. TRICHINOPOLY | 3 | 2 | 1 | 256 | 155 | 101 | 96 | 54 | 42 | 192 | 90 | 102 | 50 | 27 | 23 | 183 | 121 | 62 |
| 20. MADURA | 4 | 2 | 2 | 152 | 88 | 64 | 76 | 43 | 33 | 84 | 46 | 38 | 63 | 35 | 28 | 116 | 60 | 56 |
| 21. RAMNAD | 1 | 1 | ... | 25 | 11 | 14 | 11 | 11 | ... | 5 | 3 | 2 | 1 | 1 | ... | 5 | 1 | 4 |
| 22. TINNEVELLY | 4 | 4 | ... | 122 | 98 | 24 | 70 | 57 | 13 | 130 | 96 | 34 | 27 | 16 | 11 | 40 | 15 | 25 |
| 23. NILGIRIS | ... | ... | ... | 23 | 23 | ... | 6 | 6 | ... | 17 | 9 | 8 | 15 | 4 | 11 | 3 | 1 | 2 |
| 24. MALABAR | 5 | 3 | 2 | 97 | 60 | 37 | 73 | 61 | 12 | 63 | 52 | 11 | 38 | 27 | 11 | 35 | 33 | 2 |
| 25. ANJENGO | ... | ... | ... | ... | ... | ... | ... | ... | ... | ... | ... | ... | ... | ... | ... | ... | ... | ... |
| 26. SOUTH CANARA | ... | ... | ... | 20 | 13 | 7 | 13 | 10 | 3 | 15 | 8 | 7 | 13 | 8 | 5 | 14 | 8 | 6 |
| 27. MADRAS PRESIDENCY UNSPECIFIED. | ... | ... | ... | ... | ... | ... | ... | ... | ... | ... | ... | ... | ... | ... | ... | ... | ... | ... |
| **(ii) Feudatory States.** | ... | ... | ... | *46* | *22* | *24* | *19* | *12* | *7* | *65* | *30* | *35* | *31* | *18* | *13* | *364* | *190* | *174* |
| 28. TRAVANCORE | ... | ... | ... | 10 | 5 | 5 | 8 | 4 | 4 | 22 | 15 | 7 | 4 | 4 | ... | 10 | 9 | 1 |
| 29 COCHIN | ... | ... | ... | 29 | 13 | 16 | 10 | 8 | 2 | 38 | 14 | 24 | 1 | ... | 1 | 18 | 10 | 8 |
| 30. PUDUKKÓTTAI | ... | ... | ... | 7 | 4 | 3 | 1 | ... | 1 | 5 | 1 | 4 | 2 | 2 | ... | 2 | ... | 2 |
| 31. BANGANAPALLE | ... | ... | ... | ... | ... | ... | ... | ... | ... | ... | ... | ... | 24 | 12 | 12 | 334 | 171 | 163 |
| 32. SANDÚR | ... | ... | ... | ... | ... | ... | ... | ... | ... | ... | ... | ... | ... | ... | ... | ... | ... | ... |





This content downloaded from 106.51.163.168 on Wed, 05 Jun 2024 15:15:17 +00:00
All use subject to https://about.jstor.org/terms

# TABLE XI.

## Birth-place. Part I.—Districts and States—*continued.*

| DISTRICT OR STATE WHERE BORN. | DISTRICT OR STATE WHERE ENUMERATED. | | | | | | | | | | | | | | | | | | | | |
|---|---|---|---|---|---|---|---|---|---|---|---|---|---|---|---|---|---|---|---|---|---|
| | Bellary. | | | Anantapur. | | | Madras. | | | Chingleput. | | | Chittoor. | | | North Arcot. | | | Salem. | | |
| | Persons. | Males. | Females. | Persons. | Males. | Females. | Persons. | Males. | Females. | Persons. | Males. | Females. | Persons. | Males. | Females. | Persons. | Males. | Females. | Persons. | Males. | Females. |
| | 38 | 39 | 40 | 41 | 42 | 43 | 44 | 45 | 46 | 47 | 48 | 49 | 50 | 51 | 52 | 53 | 54 | 55 | 56 | 57 | 58 |
| **Total District Population.** | *969,436* | *490,843* | *478,593* | *963,223* | *494,232* | *468,991* | *518,660* | *266,465* | *252,195* | *1,406,008* | *705,641* | *700,367* | *1,238,742* | *629,379* | *609,363* | *1,960,960* | *970,073* | *990,887* | *1,766,680* | *876,950* | *889,730* |
| **A-I.—Born in Districts or States within the Province.** | *941,112* | *477,249* | *463,863* | *938,141* | *482,939* | *455,152* | *497,893* | *253,773* | *244,120* | *1,401,902* | *703,486* | *698,416* | *1,231,146* | *625,891* | *605,255* | *1,952,905* | *966,116* | *986,789* | *1,755,381* | *871,896* | *883,485* |
| **(i) British Territory.** | *940,814* | *477,108* | *463,706* | *938,110* | *482,981* | *455,129* | *496,581* | *252,872* | *243,709* | *1,401,665* | *703,355* | *698,310* | *1,231,122* | *625,879* | *605,243* | *1,952,801* | *966,049* | *986,752* | *1,755,332* | *871,861* | *883,471* |
| 1. Ganjám ... ... | 54 | 33 | 21 | 363 | 275 | 88 | 793 | 477 | 316 | 107 | 59 | 48 | 27 | 20 | 7 | 93 | 74 | 19 | 5 | 4 | 1 |
| 2. Vizagapatam ... | 118 | 68 | 50 | 147 | 80 | 67 | 1,397 | 758 | 639 | 297 | 169 | 128 | 84 | 61 | 23 | 226 | 158 | 68 | 33 | 25 | 8 |
| 3. Gódávari ... ... | 96 | 43 | 53 | 221 | 59 | 162 | 957 | 583 | 374 | 143 | 82 | 61 | 157 | 89 | 68 | 88 | 55 | 33 | 15 | 6 | 9 |
| 4. Kistna ... ... | 251 | 144 | 107 | 283 | 224 | 59 | 1,377 | 804 | 573 | 234 | 137 | 97 | 155 | 94 | 61 | 119 | 65 | 54 | 25 | 17 | 8 |
| 5. Guntúr ... ... | 203 | 132 | 71 | 158 | 75 | 83 | 1,300 | 785 | 515 | 201 | 110 | 91 | 485 | 344 | 141 | 69 | 41 | 28 | 22 | 21 | 1 |
| 6. Nellore ... ... | 1,139 | 978 | 161 | 1,468 | 872 | 596 | 7,594 | 4,424 | 3,170 | 5,940 | 2,864 | 3,076 | 8,338 | 3,763 | 4,575 | 1,188 | 698 | 490 | 47 | 32 | 15 |
| 7. Cuddapah ... ... | 1,429 | 630 | 799 | 12,422 | 5,911 | 6,511 | 1,079 | 613 | 466 | 413 | 241 | 172 | 6,563 | 3,311 | 3,252 | 816 | 482 | 334 | 119 | 72 | 47 |
| 8. Kurnool ... ... | 8,558 | 3,693 | 4,865 | 2,536 | 1,112 | 1,474 | 395 | 228 | 167 | 103 | 54 | 49 | 377 | 158 | 219 | 184 | 126 | 58 | 28 | 13 | 15 |
| 9. Bellary ... ... | 916,276 | 465,401 | 450,875 | 9,352 | 4,113 | 5,239 | 1,421 | 757 | 664 | 378 | 177 | 201 | 336 | 159 | 177 | 547 | 228 | 319 | 120 | 62 | 58 |
| 10. Anantapur ... | 9,135 | 4,168 | 4,967 | 906,748 | 468,115 | 438,633 | 224 | 144 | 80 | 44 | 18 | 26 | 1,732 | 713 | 1,019 | 465 | 412 | 53 | 10 | 6 | 4 |
| 11. Madras ... ... | 567 | 289 | 278 | 755 | 392 | 363 | 345,317 | 172,729 | 172,588 | 19,802 | 8,505 | 11,297 | 4,110 | 1,737 | 2,373 | 7,806 | 3,384 | 4,422 | 616 | 330 | 286 |
| 12. Chingleput ... | 361 | 108 | 253 | 391 | 204 | 187 | 69,576 | 34,447 | 35,129 | 1,320,874 | 668,175 | 652,699 | 11,835 | 4,910 | 6,925 | 21,524 | 7,464 | 14,060 | 346 | 223 | 123 |
| 13. Chittoor ... ... | 170 | 105 | 65 | 1,047 | 461 | 586 | 737 | 454 | 283 | 9,856 | 4,220 | 5,636 | 1,172,209 | 598,185 | 574,024 | 12,034 | 5,370 | 6,664 | 1,638 | 817 | 821 |
| 14. North Arcot ... | 624 | 374 | 250 | 533 | 333 | 200 | 23,667 | 12,526 | 11,141 | 24,096 | 9,640 | 14,456 | 21,244 | 10,523 | 10,721 | 1,822,829 | 909,395 | 913,434 | 1,309 | 777 | 532 |
| 15. Salem ... ... | 696 | 436 | 260 | 318 | 176 | 142 | 3,314 | 1,869 | 1,445 | 1,704 | 981 | 723 | 1,052 | 479 | 573 | 48,031 | 22,098 | 25,933 | 1,731,311 | 860,546 | 870,765 |
| 16. Coimbatore ... | 214 | 76 | 138 | 363 | 134 | 229 | 2,134 | 1,241 | 893 | 557 | 282 | 275 | 296 | 179 | 117 | 1,362 | 804 | 558 | 7,597 | 3,651 | 3,946 |
| 17. South Arcot ... | 108 | 43 | 65 | 107 | 59 | 48 | 9,859 | 5,049 | 4,810 | 11,227 | 4,489 | 6,738 | 523 | 272 | 251 | 27,193 | 9,482 | 17,711 | 4,107 | 1,543 | 2,564 |
| 18. Tanjore ... ... | 243 | 119 | 124 | 317 | 111 | 206 | 9,496 | 5,352 | 4,144 | 2,474 | 1,274 | 1,200 | 847 | 418 | 429 | 2,332 | 1,170 | 1,162 | 726 | 410 | 316 |
| 19. Trichinopoly ... | 177 | 95 | 82 | 217 | 97 | 120 | 4,312 | 2,391 | 1,921 | 1,040 | 559 | 481 | 195 | 101 | 94 | 1,254 | 728 | 526 | 5,861 | 2,454 | 3,407 |
| 20. Madura ... ... | 70 | 39 | 31 | 94 | 52 | 42 | 3,253 | 1,897 | 1,356 | 779 | 480 | 299 | 217 | 120 | 97 | 553 | 339 | 214 | 467 | 286 | 181 |
| 21. Rámnád ... ... | 42 | ... | 42 | 2 | 1 | 1 | 168 | 119 | 49 | 22 | 12 | 10 | 1 | 1 | ... | 53 | 22 | 31 | 3 | 2 | 1 |
| 22. Tinnevelly ... | 67 | 39 | 28 | 104 | 61 | 43 | 3,790 | 2,174 | 1,616 | 810 | 495 | 315 | 173 | 134 | 39 | 606 | 334 | 272 | 406 | 242 | 164 |
| 23. Nilgiris ... ... | 59 | 6 | 53 | 29 | 8 | 21 | 600 | 338 | 262 | 124 | 58 | 66 | 21 | 13 | 8 | 2,768 | 2,681 | 87 | 92 | 54 | 38 |
| 24. Malabar ... ... | 89 | 57 | 32 | 70 | 44 | 26 | 2,917 | 2,096 | 821 | 352 | 221 | 131 | 94 | 68 | 26 | 558 | 378 | 180 | 378 | 236 | 142 |
| 25. Anjengo ... ... | 1 | 1 | ... | ... | ... | ... | 31 | 12 | 19 | ... | ... | ... | ... | ... | ... | ... | ... | ... | ... | ... | ... |
| 26. South Canara .. | 52 | 28 | 24 | 15 | 12 | 3 | 873 | 605 | 268 | 88 | 53 | 35 | 51 | 27 | 24 | 103 | 61 | 42 | 51 | 32 | 19 |
| 27. Madras Presidency Unspecified. | 15 | 3 | 12 | ... | ... | ... | ... | ... | ... | ... | ... | ... | ... | ... | ... | ... | ... | ... | ... | ... | ... |
| **(ii) Feudatory States.** | *298* | *141* | *157* | *31* | *8* | *23* | *1,312* | *901* | *411* | *237* | *131* | *106* | *24* | *12* | *12* | *104* | *67* | *37* | *49* | *35* | *14* |
| 28. Travancore ... | 4 | 4 | ... | 24 | 5 | 19 | 634 | 461 | 173 | 76 | 59 | 17 | 11 | 5 | 6 | 41 | 29 | 12 | 16 | 15 | 1 |
| 29. Cochin ... ... | 8 | 3 | 5 | 1 | ... | 1 | 471 | 302 | 169 | 32 | 13 | 19 | 9 | 5 | 4 | 30 | 19 | 11 | 18 | 12 | 6 |
| 30. Pudukkóttai ... | 7 | 2 | 5 | ... | ... | ... | 186 | 121 | 65 | 129 | 59 | 70 | 4 | 2 | 2 | 33 | 19 | 14 | 15 | 8 | 7 |
| 31. Banganapalle ... | ... | ... | ... | 6 | 3 | 3 | 16 | 13 | 3 | ... | ... | ... | ... | ... | ... | ... | ... | ... | ... | ... | ... |
| 32. Sandúr ... ... | 279 | 132 | 147 | ... | ... | ... | 5 | 4 | 1 | ... | ... | ... | ... | ... | ... | ... | ... | ... | ... | ... | ... |

This content downloaded from 106.51.163.168 on Wed, 05 Jun 2024 15:15:17 +00:00
All use subject to https://about.jstor.org/terms

# TABLE XI.

## Birth-place. Part I.—Districts and States—*continued*.

| DISTRICT OR STATE WHERE BORN. | DISTRICT OR STATE WHERE ENUMERATED. | | | | | | | | | | | | | | | | | | | | |
|---|---|---|---|---|---|---|---|---|---|---|---|---|---|---|---|---|---|---|---|---|---|
| | COIMBATORE. | | | SOUTH ARCOT. | | | TANJORE. | | | TRICHINOPOLY. | | | MADURA. | | | RÁMNÁD. | | | TINNEVELLY. | | |
| | Persons. | Males. | Females. | Persons. | Males. | Females. | Persons. | Males. | Females. | Persons. | Males. | Females. | Persons. | Males. | Females. | Persons. | Males. | Females. | Persons. | Males. | Females. |
| | 59 | 60 | 61 | 62 | 63 | 64 | 65 | 66 | 67 | 68 | 69 | 70 | 71 | 72 | 73 | 74 | 75 | 76 | 77 | 78 | 79 |
| **Total District Population.** | *2,116,564* | *1,044,429* | *1,072,135* | *2,362,566* | *1,172,807* | *1,189,759* | *2,362,689* | *1,123,084* | *1,239,605* | *2,107,029* | *1,022,866* | *1,084,163* | *1,932,832* | *946,306* | *986,526* | *1,658,453* | *786,187* | *872,266* | *1,790,619* | *865,633* | *924,986* |
| **A.I.—Born in Districts or States within the Province.** | *2,105,508* | *1,039,701* | *1,065,807* | *2,349,448* | *1,167,060* | *1,182,388* | *2,354,671* | *1,118,965* | *1,235,706* | *2,103,203* | *1,020,713* | *1,082,490* | *1,930,900* | *945,061* | *985,839* | *1,657,457* | *785,588* | *871,869* | *1,789,546* | *864,931* | *924,615* |
| **(I) British Territory.** | *2,104,644* | *1,039,128* | *1,065,516* | *2,349,296* | *1,166,956* | *1,182,340* | *2,346,767* | *1,116,065* | *1,230,702* | *2,095,069* | *1,018,384* | *1,076,685* | *1929,908* | *944,617* | *985,291* | *1,653,596* | *783,871* | *869,725* | *1,784,627* | *862,002* | *922,625* |
| 1. GANJÁM | 3 | 2 | 1 | 9 | 6 | 3 | 27 | 21 | 6 | 120 | 73 | 47 | 30 | 19 | 11 | 7 | 3 | 4 | 23 | 21 | 2 |
| 2. VIZAGAPATAM | 76 | 69 | 7 | 40 | 30 | 10 | 182 | 105 | 77 | 159 | 108 | 51 | 32 | 26 | 6 | 34 | 20 | 14 | 6 | 6 | ... |
| 3. GÓDÁVARI | 11 | 6 | 5 | 48 | 30 | 16 | 55 | 29 | 26 | 191 | 104 | 87 | 25 | 4 | 21 | 107 | 87 | 20 | 17 | 12 | 5 |
| 4. KISTNÁ | 30 | 22 | 8 | 81 | 45 | 36 | 99 | 60 | 39 | 149 | 61 | 88 | 15 | 11 | 4 | 45 | 28 | 17 | 24 | 12 | 12 |
| 5. GUNTÚR | 3 | 1 | 2 | 24 | 19 | 5 | 100 | 64 | 36 | 8 | 5 | 3 | 15 | 4 | 11 | 7 | 5 | 2 | 17 | 9 | 8 |
| 6. NELLORE | 91 | 49 | 42 | 199 | 88 | 111 | 175 | 127 | 48 | 63 | 33 | 30 | 36 | 18 | 18 | 20 | 15 | 5 | 45 | 25 | 20 |
| 7. CUDDAPAH | 60 | 45 | 15 | 63 | 39 | 24 | 47 | 29 | 18 | 113 | 70 | 43 | 15 | 11 | 4 | 42 | 7 | 35 | 15 | 8 | 7 |
| 8. KURNOOL | 26 | 14 | 12 | 38 | 26 | 12 | 67 | 35 | 32 | 136 | 98 | 38 | 4 | ... | 4 | 9 | 4 | 5 | 5 | 3 | 2 |
| 9. BELLARY | 87 | 51 | 63 | 78 | 45 | 33 | 117 | 69 | 48 | 232 | 138 | 94 | 37 | 10 | 27 | 9 | 5 | 4 | 21 | 10 | 11 |
| 10. ANANTAPUR | 8 | 5 | 3 | 13 | 2 | 11 | 30 | 21 | 9 | 9 | 7 | 2 | 5 | 3 | 2 | 1 | 1 | ... | 2 | 1 | 1 |
| 11. MADRAS | 1,247 | 634 | 613 | 4,020 | 1,933 | 2,087 | 3,022 | 1,495 | 1,527 | 2,769 | 1,556 | 1,213 | 1,084 | 538 | 546 | 470 | 237 | 233 | 521 | 279 | 242 |
| 12. CHINGLEPUT | 244 | 132 | 112 | 9,151 | 3,954 | 5,197 | 1,486 | 831 | 655 | 1,682 | 1,244 | 438 | 469 | 268 | 201 | 238 | 171 | 67 | 155 | 74 | 81 |
| 13. CHITTOOR | 113 | 87 | 26 | 1,596 | 749 | 847 | 443 | 271 | 172 | 272 | 168 | 104 | 14 | 5 | 9 | 210 | 138 | 72 | 81 | 30 | 51 |
| 14. NORTH ARCOT | 528 | 291 | 237 | 14,629 | 5,668 | 8,961 | 1,239 | 685 | 554 | 1,274 | 720 | 554 | 354 | 224 | 130 | 100 | 67 | 33 | 168 | 99 | 69 |
| 15. SALEM | 11,269 | 5,253 | 6,016 | 6,859 | 2,991 | 3,868 | 4,656 | 2,439 | 2,217 | 21,460 | 9,743 | 11,717 | 1,594 | 944 | 650 | 350 | 198 | 152 | 248 | 135 | 113 |
| 16. COIMBATORE | 2,069,877 | 1,021,532 | 1,048,145 | 932 | 517 | 415 | 2,042 | 1,071 | 971 | 13,994 | 6,355 | 7,639 | 14,830 | 6,774 | 8,056 | 702 | 413 | 289 | 441 | 234 | 207 |
| 17. SOUTH ARCOT | 190 | 93 | 97 | 2,272,478 | 1,135,051 | 1,137,427 | 13,995 | 5,872 | 8,123 | 18,578 | 6,164 | 12,414 | 569 | 319 | 250 | 158 | 82 | 76 | 377 | 220 | 157 |
| 18. TANJORE | 1,448 | 754 | 694 | 19,646 | 8,015 | 11,631 | 2,274,744 | 1,082,227 | 1,192,517 | 28,237 | 12,345 | 15 892 | 3,792 | 1,871 | 1,921 | 4,725 | 2,424 | 2,301 | 1,735 | 1,019 | 716 |
| 19. TRICHINOPOLY | 4,882 | 2,086 | 2,796 | 16,734 | 6,242 | 10,492 | 25,710 | 10,931 | 14,779 | 1,987,176 | 970,841 | 1,016,335 | 12,552 | 5,117 | 7,435 | 3,293 | 1,343 | 1,950 | 1,256 | 729 | 527 |
| 20. MADURA | 7,951 | 3,667 | 4,284 | 1,514 | 820 | 694 | 11,558 | 5,783 | 5,775 | 14,102 | 6,132 | 7,970 | 1,861,101 | 911,925 | 949,176 | 12,875 | 5,761 | 7,114 | 4,651 | 2,271 | 2,380 |
| 21. RÁMNÁD | 23 | 19 | 4 | 38 | 24 | 14 | 2,687 | 1,293 | 1,394 | 263 | 163 | 100 | 16,059 | 7,748 | 8,311 | 1,599,785 | 757,797 | 841,988 | 6,440 | 3,070 | 3,370 |
| 22. TINNEVELLY | 717 | 472 | 245 | 806 | 453 | 353 | 2,721 | 1,640 | 1,081 | 2,219 | 1,175 | 1,044 | 16,262 | 8,080 | 8,182 | 24,737 | 12,458 | 12,279 | 1,766,979 | 852,754 | 914,225 |
| 23. NILGIRIS | 814 | 525 | 289 | 24 | 11 | 13 | 120 | 60 | 60 | 437 | 228 | 209 | 92 | 45 | 47 | 17 | 8 | 9 | 51 | 26 | 25 |
| 24. MÁLABAR | 4,813 | 3,190 | 1,623 | 255 | 184 | 71 | 1,384 | 854 | 530 | 1,397 | 830 | 567 | 836 | 579 | 257 | 5,616 | 2,589 | 3,027 | 1,262 | 899 | 363 |
| 25. ANJENGO | ... | ... | ... | ... | ... | ... | ... | ... | ... | ... | ... | ... | ... | ... | ... | 1 | 1 | ... | ... | ... | ... |
| 26. SOUTH CANARA | 333 | 129 | 204 | 23 | 14 | 9 | 61 | 53 | 8 | 29 | 23 | 6 | 86 | 74 | 12 | 38 | 9 | 29 | 87 | 56 | 31 |
| 27. MADRAS PRESIDENCY UNSPECIFIED. | ... | ... | ... | ... | ... | ... | ... | ... | ... | ... | ... | ... | ... | ... | ... | ... | ... | ... | ... | ... | ... |
| **(II) Feudatory States.** | *864* | *573* | *291* | *152* | *104* | *48* | *7,904* | *2,900* | *5,004* | *8,134* | *2,329* | *5,805* | *992* | *444* | *548* | *3,861* | *1,717* | *2,144* | *4,919* | *2,929* | *1,990* |
| 28. TRAVANCORE | 126 | 95 | 31 | 41 | 25 | 16 | 166 | 120 | 46 | 370 | 293 | 77 | 309 | 152 | 157 | 88 | 54 | 34 | 4,822 | 2,873 | 1,949 |
| 29. COCHIN | 694 | 450 | 244 | 22 | 7 | 15 | 71 | 40 | 31 | 54 | 17 | 37 | 83 | 48 | 35 | 33 | 27 | 6 | 70 | 43 | 27 |
| 30. PUDUKKÓTTAI | 44 | 28 | 16 | 89 | 72 | 17 | 7,667 | 2,740 | 4,927 | 7,710 | 2,019 | 5,691 | 600 | 244 | 356 | 3,739 | 1,635 | 2,104 | 27 | 13 | 14 |
| 31. BANGANAPALLE | ... | ... | ... | ... | ... | ... | ... | ... | ... | ... | ... | ... | ... | ... | ... | ... | ... | ... | ... | ... | ... |
| 32. SANDÚR | ... | ... | ... | ... | ... | ... | ... | ... | ... | ... | ... | ... | ... | ... | ... | 1 | 1 | ... | ... | ... | ... |



This content downloaded from 106.51.163.168 on Wed, 05 Jun 2024 15:15:17 +00:00
All use subject to https://about.jstor.org/terms

# TABLE XI.

## Birth-place. Part I.—Districts and States—*continued.*

| DISTRICT OR STATE WHERE BORN. | DISTRICT OR STATE WHERE ENUMERATED. | | | | | | | | | | | | | | | | | | | | | |
|---|---|---|---|---|---|---|---|---|---|---|---|---|---|---|---|---|---|---|---|---|---|---|
| | NILGIRIS. | | | MALABAR. | | | ANJENGO. | | | SOUTH CANARA. | | | PUDUKKÓTTAI. | | | BANGANAPALLE. | | | SANDÚR. | | |
| | Persons. | Males. | Females. | Persons. | Males. | Females. | Persons. | Males. | Females. | Persons. | Males. | Females | Persons. | Males. | Females. | Persons. | Males. | Females. | Persons. | Males. | Females. |
| | 80 | 81 | 82 | 83 | 84 | 85 | 86 | 87 | 88 | 89 | 90 | 91 | 92 | 93 | 94 | 95 | 96 | 97 | 98 | 99 | 100 |
| **Total District Population.** | ***118,618*** | ***63,509*** | ***55,109*** | ***3,015,119*** | ***1,482,616*** | ***1,532,503*** | ***5,572*** | ***2,690*** | ***2,882*** | ***1,195,227*** | ***578,088*** | ***617,139*** | ***411,886*** | ***196,566*** | ***215,320*** | ***39,344*** | ***19,776*** | ***19,568*** | ***13,526*** | ***6,711*** | ***6,815*** |
| **A-I.—Born in Districts or States within the Province.** | ***104,382*** | ***54,634*** | ***49,748*** | ***3,006,346*** | ***1,476,051*** | ***1,530,295*** | ***5,546*** | ***2,676*** | ***2,870*** | ***1,189,211*** | ***573,390*** | ***615,821*** | ***410,899*** | ***196,060*** | ***214,839*** | ***39,143*** | ***19,661*** | ***19,482*** | ***12,928*** | ***6,444*** | ***6,484*** |
| **(i) British Territory.** | ***104,183*** | ***54,495*** | ***49,688*** | ***2,996,094*** | ***1,471,073*** | ***1,525,021*** | ***4,670*** | ***2,273*** | ***2,397*** | ***8,118,985*** | ***573,234*** | ***615,751*** | ***35,284*** | ***12,323*** | ***22,961*** | ***8,613*** | ***3,226*** | ***5,387*** | ***2,837*** | ***1,192*** | ***1,645*** |
| 1. GANJÁM ... | 11 | 9 | 2 | 25 | 16 | 9 | ... | ... | ... | 4 | 3 | 1 | 1 | ... | 1 | ... | ... | ... | ... | ... | ... |
| 2. VIZAGAPATAM ... | 35 | 24 | 11 | 49 | 35 | 14 | ... | ... | ... | 5 | 3 | 2 | 2 | ... | 2 | 5 | ... | 5 | ... | ... | ... |
| 3. GÓDÁVARI ... ... | 28 | 17 | 11 | 26 | 13 | 13 | 1 | ... | 1 | 2 | 2 | ... | 5 | 2 | 3 | 9 | 6 | 3 | ... | ... | ... |
| 4. KISTNA ... ... | 16 | 4 | 12 | 72 | 64 | 8 | ... | ... | ... | 6 | 1 | 5 | 2 | 1 | 1 | 14 | 4 | 10 | ... | ... | ... |
| 5. GUNTÚR ... ... | 1 | ... | 1 | 14 | 13 | 1 | 1 | ... | 1 | 2 | 2 | ... | 2 | 1 | 1 | 54 | 30 | 24 | ... | ... | ... |
| 6. NELLORE ... ... | 58 | 28 | 30 | 49 | 43 | 6 | ... | ... | ... | 3 | 3 | ... | 10 | 7 | 3 | 136 | 95 | 41 | 9 | 6 | 3 |
| 7. CUDDAPAH ... ... | 20 | 10 | 10 | 44 | 36 | 8 | ... | ... | .. | 45 | 43 | 2 | 3 | 1 | 2 | 175 | 56 | 119 | 111 | 60 | 51 |
| 8. KURNOOL ... ... | 7 | 4 | 3 | 11 | 10 | 1 | ... | ... | ... | 8 | 7 | 1 | 3 | 2 | 1 | 7,684 | 2,833 | 4,851 | 9 | 8 | 1 |
| 9. BELLARY ... ... | 126 | 66 | 60 | 64 | 39 | 25 | ... | ... | ... | 13 | 9 | 4 | 24 | 13 | 11 | 54 | 22 | 32 | 2,630 | 1,083 | 1,547 |
| 10. ANANTAPUR ... ... | 13 | 9 | 4 | 14 | 9 | 5 | ... | ... | ... | 2 | 1 | 1 | 5 | 4 | 1 | 342 | 127 | 215 | 54 | 22 | 32 |
| 11. MADRAS ... ... | 2,508 | 1,300 | 1,208 | 908 | 475 | 433 | 9 | 1 | 8 | 129 | 78 | 51 | 177 | 96 | 81 | 45 | 26 | 19 | 10 | 6 | 4 |
| 12. CHINGLEPUT ... ... | 172 | 93 | 79 | 99 | 57 | 42 | ... | ... | ... | 12 | 3 | 9 | 52 | 29 | 23 | 4 | 4 | ... | 2 | ... | 2 |
| 13. CHITTOOR ... ... | 40 | 38 | 2 | 35 | 29 | 6 | ... | ... | ... | ... | ... | ... | 5 | 4 | 1 | 6 | 5 | 1 | ... | ... | ... |
| 14. NORTH ARCOT ... | 1,154 | 589 | 565 | 356 | 225 | 131 | ... | ... | ... | 30 | 27 | 3 | 47 | 25 | 22 | 77 | 13 | 64 | 1 | ... | 1 |
| 15. SALEM ... ... | 993 | 535 | 458 | 475 | 235 | 240 | ... | ... | ... | 84 | 58 | 26 | 301 | 120 | 181 | 3 | 1 | 2 | ... | ... | ... |
| 16. COIMBATORE ... ... | 11,604 | 6,584 | 5,020 | 6,561 | 3,551 | 3,010 | 1 | ... | 1 | 86 | 51 | 35 | 375 | 180 | 195 | ... | ... | ... | 2 | 1 | 1 |
| 17. SOUTH ARCOT ... | 175 | 90 | 85 | 80 | 55 | 25 | ... | ... | ... | 3 | ... | 3 | 113 | 65 | 48 | ... | ... | ... | ... | ... | ... |
| 18. TANJORE ... ... | 570 | 278 | 292 | 428 | 238 | 190 | ... | ... | ... | 48 | 25 | 23 | 13,133 | 4,583 | 8,550 | 4 | 3 | 1 | ... | ... | ... |
| 19. TRICHINOPOLY ... | 1,819 | 911 | 908 | 406 | 239 | 167 | ... | ... | ... | 48 | 31 | 17 | 9,340 | 3,211 | 6,129 | ... | ... | ... | 2 | ... | 2 |
| 20. MADURA ... ... | 740 | 534 | 206 | 368 | 229 | 139 | 1 | 1 | ... | 25 | 22 | 3 | 8,271 | 2,652 | 5,619 | ... | ... | ... | ... | ... | ... |
| 21. RÁMNÁD ... ... | 2 | 2 | ... | ... | ... | ... | ... | ... | ... | ... | ... | ... | 2,764 | 926 | 1,838 | ... | ... | ... | ... | ... | ... |
| 22. TINNEVELLY ... ... | 205 | 117 | 88 | 430 | 291 | 139 | 8 | ... | 8 | 19 | 8 | 11 | 474 | 289 | 185 | ... | ... | ... | ... | ... | ... |
| 23. NILGIRIS ... ... | 79,524 | 39,964 | 39,560 | 343 | 179 | 164 | ... | ... | ... | 37 | 29 | 8 | 21 | 9 | 12 | 1 | 1 | ... | ... | ... | ... |
| 24. MALABAR ... ... | 4,226 | 3,198 | 1,028 | 2,982,870 | 1,463,321 | 1,519,549 | 40 | 25 | 15 | 5,281 | 3,743 | 1,538 | 149 | 102 | 47 | ... | ... | ... | 5 | 5 | ... |
| 25. ANJENGO ... ... | ... | ... | ... | 1 | ... | 1 | 4,609 | 2,246 | 2,363 | 1 | 1 | ... | ... | ... | ... | ... | ... | ... | ... | ... | ... |
| 26. SOUTH CANARA ... | 136 | 91 | 45 | 2,365 | 1,670 | 695 | ... | ... | ... | 1,183,092 | 569,084 | 614,008 | 5 | 1 | 4 | ... | ... | ... | 2 | 1 | 1 |
| 27. MADRAS PRESIDENCY UNSPECIFIED. | ... | ... | ... | 1 | 1 | ... | ... | ... | ... | ... | ... | ... | ... | ... | ... | ... | ... | ... | ... | ... | ... |
| **(ii) Feudatory States.** | ***199*** | ***139*** | ***60*** | ***10,252*** | ***4,978*** | ***5,274*** | ***876*** | ***403*** | ***473*** | ***226*** | ***156*** | ***70*** | ***375,615*** | ***183,737*** | ***191,878*** | ***30,530*** | ***16,435*** | ***14,095*** | ***10,091*** | ***5,252*** | ***4,839*** |
| 28. TRAVANCORE ... ... | 59 | 38 | 21 | 2,611 | 1,416 | 1,195 | 852 | 391 | 461 | 101 | 79 | 22 | 27 | 11 | 16 | ... | ... | ... | 2 | 2 | ... |
| 29. COCHIN ... ... | 140 | 101 | 39 | 7,629 | 3,555 | 4,074 | 24 | 12 | 12 | 124 | 76 | 48 | 2 | ... | 2 | ... | ... | ... | ... | ... | ... |
| 30. PUDUKKÓTTAI ... | ... | ... | ... | 12 | 7 | 5 | ... | ... | ... | 1 | 1 | ... | 375,586 | 183,726 | 191,860 | ... | ... | ... | ... | ... | ... |
| 31. BANGANAPALLE ... | ... | ... | ... | ... | ... | ... | ... | ... | ... | ... | ... | ... | ... | ... | ... | 30,530 | 16,435 | 14,095 | ... | ... | ... |
| 32. SANDÚR ... ... | ... | ... | ... | ... | ... | ... | ... | ... | ... | ... | ... | ... | ... | ... | ... | ... | ... | ... | 10,089 | 5,250 | 4,839 |

This content downloaded from 106.51.163.168 on Wed, 05 Jun 2024 15:15:17 +00:00
All use subject to https://about.jstor.org/terms

# TABLE XI.

## Birth-place. Part I.—Districts and States—*continued.*

| PROVINCE, STATE OR COUNTRY WHERE BORN. | TOTAL BORN IN EACH PROVINCE, STATE OR COUNTRY. | | | DISTRICT OR STATE WHERE ENUMARATED. | | | | | | | | | | | | | | | | | |
|---|---|---|---|---|---|---|---|---|---|---|---|---|---|---|---|---|---|---|---|---|---|
| | | | | GANJÁM. | | | AGENCY, GANJÁM. | | | VIZAGAPATAM. | | | AGENCY, VIZAGAPATAM. | | | GÓDÁVARI. | | | AGENCY, GÓDÁVARI. | | | KISTNA. | | |
| | Persons. | Males. | Females. | Persons. | Males. | Females. | Persons. | Males. | Females. | Persons. | Males. | Females. | Persons. | Males. | Females. | Persons. | Males. | Females. | Persons. | Males. | Females. | Persons. | Males. | Females. |
| 1 | 2 | 3 | 4 | 5 | 6 | 7 | 8 | 9 | 10 | 11 | 12 | 13 | 14 | 15 | 16 | 17 | 18 | 19 | 20 | 21 | 22 | 23 | 24 | 25 |
| **A-II.—Born in Provinces and States in India beyond Madras.** | ***218,641*** | ***110,330*** | ***108,311*** | ***3,479*** | ***1,852*** | ***1,627*** | ***1,985*** | ***399*** | ***1,586*** | ***1,314*** | ***673*** | ***641*** | ***3,303*** | ***1,806*** | ***1,497*** | ***1,695*** | ***1,175*** | ***520*** | ***7,207*** | ***3,316*** | ***3,891*** | ***25,263*** | ***11,946*** | ***13,317*** |
| ***(a)* Adjacent Provinces and States.** | ***181,594*** | ***91,654*** | ***89,940*** | ***765*** | ***530*** | ***235*** | ***237*** | ***70*** | ***167*** | ***874*** | ***524*** | ***350*** | ***3,146*** | ***1,728*** | ***1,418*** | ***1,394*** | ***965*** | ***429*** | ***7,195*** | ***3,310*** | ***3,885*** | ***24,767*** | ***11,663*** | ***13,104*** |
| (i) British Territory ... | 24,762 | 15,219 | 9,543 | 498 | 345 | 153 | 236 | 69 | 167 | 330 | 181 | 149 | 2,384 | 1,287 | 1,097 | 312 | 250 | 62 | 86 | 46 | 40 | 541 | 345 | 196 |
| Bihar and Orissa | 426 | 302 | 124 | 161 | 107 | 54 | ... | ... | ... | 30 | 17 | 13 | 10 | 10 | ... | 15 | 8 | 7 | ... | ... | ... | 54 | 38 | 16 |
| Bombay (including Aden) | 17,304 | 10,909 | 6,395 | 144 | 107 | 37 | 3 | 3 | ... | 147 | 78 | 69 | 56 | 48 | 8 | 206 | 172 | 34 | 19 | 15 | 4 | 192 | 125 | 67 |
| Central Provinces and Berar. | 6,291 | 3,544 | 2,747 | 188 | 128 | 60 | 233 | 66 | 167 | 153 | 86 | 67 | 2,318 | 1,229 | 1,089 | 91 | 70 | 21 | 67 | 31 | 36 | 295 | 182 | 113 |
| Coorg ... ... ... | 741 | 464 | 277 | 5 | 3 | 2 | ... | ... | ... | ... | ... | ... | ... | ... | ... | ... | ... | ... | ... | ... | ... | ... | ... | ... |
| (ii) Feudatory States ... | 156,832 | 76,435 | 80,397 | 267 | 185 | 82 | 1 | 1 | ... | 544 | 343 | 201 | 762 | 441 | 321 | 1,082 | 715 | 367 | 7,109 | 3,264 | 3,845 | 24,226 | 11,318 | 12,908 |
| Bihar and Orissa States ... | 975 | 562 | 413 | ... | ... | ... | ... | ... | ... | 47 | 36 | 11 | 709 | 408 | 301 | 5 | 3 | 2 | ... | ... | ... | 192 | 101 | 91 |
| Bombay States ... ... | 1,518 | 1,235 | 283 | 1 | 1 | ... | ... | ... | ... | 10 | 10 | ... | ... | ... | ... | 29 | 29 | ... | ... | ... | ... | 40 | 40 | .. |
| Central Provinces States. | 915 | 526 | 389 | ... | ... | ... | ... | ... | ... | ... | ... | ... | ... | ... | ... | 142 | 127 | 15 | 773 | 399 | 374 | ... | ... | ... |
| Hyderabad ... ... | 60,692 | 29,345 | 31,347 | 129 | 103 | 26 | ... | ... | ... | 333 | 199 | 134 | 36 | 21 | 15 | 679 | 437 | 242 | 6,322 | 2,858 | 3,464 | 23,601 | 10,898 | 12,703 |
| Mysore ... ... ... | 92,732 | 44,767 | 47,965 | 137 | 81 | 56 | 1 | 1 | ... | 154 | 98 | 56 | 17 | 12 | 5 | 227 | 119 | 108 | 14 | 7 | 7 | 393 | 279 | 114 |
| ***(b)* Other Provinces and States in India.** | ***14,487*** | ***8,502*** | ***5,985*** | ***2,713*** | ***1,321*** | ***1,392*** | ***1,748*** | ***329*** | ***1,419*** | ***296*** | ***132*** | ***164*** | ***157*** | ***78*** | ***79*** | ***266*** | ***191*** | ***75*** | ***12*** | ***6*** | ***6*** | ***483*** | ***277*** | ***206*** |
| (i) British Territory ... | 12,145 | 6,769 | 5,376 | 2,692 | 1,313 | 1,379 | 1,748 | 329 | 1,419 | 249 | 105 | 144 | 81 | 39 | 42 | 250 | 182 | 68 | 12 | 6 | 6 | 399 | 205 | 194 |
| Bengal ... ... ... | 6,547 | 3,113 | 3,434 | 2,598 | 1,250 | 1,348 | 1,746 | 327 | 1,419 | 98 | 33 | 65 | 38 | 7 | 31 | 133 | 100 | 33 | 7 | 4 | 3 | 223 | 98 | 125 |
| Burma ... ... ... | 2,021 | 990 | 1,031 | 18 | 6 | 12 | ... | ... | ... | 69 | 22 | 47 | ... | ... | ... | 54 | 36 | 18 | 2 | 1 | 1 | 88 | 46 | 42 |
| United Provinces of Agra and Oudh. | 2,105 | 1,492 | 613 | 38 | 25 | 13 | ... | ... | ... | 39 | 24 | 15 | 15 | 9 | 6 | 44 | 32 | 12 | ... | ... | ... | 63 | 37 | 26 |
| Other Provinces ... ... | 1,472 | 1,174 | 298 | 38 | 32 | 6 | 2 | 2 | ... | 43 | 26 | 17 | 28 | 23 | 5 | 19 | 14 | 5 | 3 | 1 | 2 | 25 | 24 | 1 |
| (ii) Feudatory States ... | 2,342 | 1,733 | 609 | 21 | 8 | 13 | ... | ... | ... | 47 | 27 | 20 | 76 | 39 | 37 | 16 | 9 | 7 | ... | ... | ... | 84 | 72 | 12 |
| ***(c)* French and Portuguese Settlements.** | ***22,174*** | ***10,068*** | ***12,106*** | ***1*** | ***1*** | ... | ... | ... | ... | ***24*** | ***15*** | ***9*** | ... | ... | ... | ***33*** | ***18*** | ***15*** | ... | ... | ... | ***10*** | ***4*** | ***6*** |
| Pondicherry ... ... ... | 17,983 | 7,905 | 10,078 | 1 | 1 | ... | ... | ... | ... | 23 | 14 | 9 | ... | ... | ... | 15 | 5 | 10 | ... | ... | ... | 6 | 2 | 4 |
| Other French Settlements. | 3,223 | 1,268 | 1,955 | ... | ... | ... | ... | ... | ... | ... | ... | ... | ... | ... | ... | 18 | 13 | 5 | ... | ... | ... | 4 | 2 | 2 |
| Portuguese Settlements ... | 968 | 895 | 73 | ... | ... | ... | ... | ... | ... | 1 | 1 | ... | ... | ... | ... | ... | ... | ... | ... | ... | ... | ... | ... | ... |
| ***(d)* India Unspecified ... ...** | ***386*** | ***106*** | ***280*** | ... | ... | ... | ... | ... | ... | ***120*** | ***2*** | ***118*** | ... | ... | ... | ***2*** | ***1*** | ***1*** | ... | ... | ... | ***3*** | ***2*** | ***1*** |
| **B.—Born in Countries in Asia beyond India.** | ***5,990*** | ***3,565*** | ***2,425*** | ***8*** | ***8*** | ... | ... | ... | ... | ***10*** | ***5*** | ***5*** | ***18*** | ***17*** | ***1*** | ***23*** | ***14*** | ***9*** | ***2*** | ***2*** | ... | ***48*** | ***45*** | ***3*** |
| Ceylon ... ... ... ... | 4,342 | 2,417 | 1,925 | 1 | 1 | ... | ... | ... | ... | 1 | ... | 1 | ... | ... | ... | 12 | 4 | 8 | 1 | 1 | ... | 34 | 34 | ... |
| Straits Settlements and Malaya. | 791 | 442 | 349 | 2 | 2 | ... | ... | ... | ... | ... | ... | ... | ... | ... | ... | 1 | ... | 1 | ... | ... | ... | 3 | 2 | 1 |
| Other Asiatic Countries ... | 857 | 706 | 151 | 5 | 5 | ... | ... | ... | ... | 9 | 5 | 4 | 18 | 17 | 1 | 10 | 10 | ... | 1 | 1 | ... | 11 | 9 | 2 |
| **C.—Born in Countries in Europe ...** | ***7,909*** | ***5,770*** | ***2,139*** | ***43*** | ***32*** | ***11*** | ***2*** | ***2*** | ... | ***191*** | ***105*** | ***86*** | ***26*** | ***19*** | ***7*** | ***89*** | ***63*** | ***26*** | ***6*** | ***6*** | ... | ***54*** | ***28*** | ***26*** |
| England and Wales ... | 5,468 | 4,262 | 1,206 | 33 | 22 | 11 | ... | ... | ... | 88 | 52 | 36 | 6 | 6 | ... | 65 | 45 | 20 | 5 | 5 | ... | 41 | 21 | 20 |
| Scotland ... ... ... | 534 | 387 | 147 | 1 | 1 | ... | ... | ... | ... | 19 | 12 | 7 | 1 | 1 | ... | 14 | 11 | 3 | ... | ... | ... | 3 | 3 | ... |
| Ireland ... ... ... | 491 | 256 | 235 | ... | ... | ... | ... | ... | ... | 4 | 3 | 1 | 1 | 1 | ... | ... | ... | ... | 1 | 1 | ... | 5 | 3 | 2 |
| France ... ... ... | 504 | 240 | 264 | 7 | 7 | ... | 1 | 1 | ... | 37 | 5 | 32 | ... | ... | ... | 4 | 4 | ... | ... | ... | ... | ... | ... | ... |
| Germany ... ... ... | 401 | 312 | 89 | 1 | 1 | ... | ... | ... | ... | 41 | 32 | 9 | 18 | 11 | 7 | 2 | 2 | ... | ... | ... | ... | 1 | ... | 1 |
| Other European Countries ... | 511 | 313 | 198 | 1 | 1 | ... | 1 | 1 | ... | 2 | 1 | 1 | ... | ... | ... | 4 | 1 | 3 | ... | ... | ... | 4 | 1 | 3 |
| **D.—Born in Africa ... ... ...** | ***893*** | ***506*** | ***387*** | ... | ... | ... | ... | ... | ... | ***27*** | ***22*** | ***5*** | ***2*** | ... | ***2*** | ***1*** | ***1*** | ... | ... | ... | ... | ***6*** | ***5*** | ***1*** |
| **E.—Born in America ... ... ...** | ***255*** | ***151*** | ***104*** | ***13*** | ***12*** | ***1*** | ... | ... | ... | ***10*** | ***8*** | ***2*** | ***10*** | ***8*** | ***2*** | ***16*** | ***7*** | ***9*** | ***3*** | ***2*** | ***1*** | ***9*** | ***4*** | ***5*** |
| **F.—Born in Australasia ... ...** | ***97*** | ***55*** | ***42*** | ... | ... | ... | ... | ... | ... | ... | ... | ... | ... | ... | ... | ... | ... | ... | ... | ... | ... | ***4*** | ***1*** | ***3*** |
| **G.—Born at Sea ... ... ...** | ***3*** | ***2*** | ***1*** | ... | ... | ... | ... | ... | ... | ... | ... | ... | ... | ... | ... | ... | ... | ... | ... | ... | ... | ... | ... | ... |



This content downloaded from 106.51.163.168 on Wed, 05 Jun 2024 15:15:17 +00:00
All use subject to https://about.jstor.org/terms

# TABLE XI.

## Birth-place. Part I.—Districts and States—*continued.*

| PROVINCE, STATE OR COUNTRY WHERE BORN. | DISTRICT OR STATE WHERE ENUMERATED. | | | | | | | | | | | | | | | | | | | | | | | |
|---|---|---|---|---|---|---|---|---|---|---|---|---|---|---|---|---|---|---|---|---|---|---|---|---|
| | GUNTÚR. | | | NELLORE. | | | CUDDAPAH. | | | KURNOOL. | | | BELLARY. | | | ANANTAPUR. | | | MADRAS. | | | CHINGLEPUT. | | |
| | Persons. | Males. | Females. | Persons. | Males. | Females. | Persons. | Males. | Females. | Persons. | Males. | Females. | Persons. | Males. | Females. | Persons. | Males. | Females. | Persons. | Males. | Females. | Persons. | Males. | Females. |
| | 26 | 27 | 28 | 29 | 30 | 31 | 32 | 33 | 34 | 35 | 36 | 37 | 38 | 39 | 40 | 41 | 42 | 43 | 44 | 45 | 46 | 47 | 48 | 49 |
| **A-II.—Born in Provinces and States in India beyond Madras.** | *3,254* | *1,679* | *1,575* | *606* | *373* | *233* | *670* | *346* | *324* | *8,079* | *3,739* | *4,340* | *27,549* | *12,907* | *14,642* | *25,024* | *11,204* | *13,820* | *17,748* | *10,574* | *7,174* | *3,554* | *1,791* | *1,763* |
| *(a)* Adjacent Provinces and States. | *3,116* | *1,601* | *1,515* | *522* | *315* | *207* | *586* | *286* | *300* | *8,041* | *3,719* | *4,322* | *27,205* | *12,638* | *14,567* | *24,905* | *11,120* | *13,785* | *11,587* | *6,786* | *4,801* | *2,186* | *1,114* | *1,072* |
| (i) British Territory ... | 336 | 221 | 115 | 162 | 112 | 50 | 91 | 48 | 43 | 390 | 207 | 183 | 6,005 | 2,790 | 3,215 | 329 | 264 | 65 | 3,557 | 2,160 | 1,397 | 588 | 320 | 268 |
| Bihar and Orissa ... | 2 | 1 | 1 | 1 | 1 | ... | ... | ... | ... | ... | ... | ... | 4 | 3 | 1 | ... | ... | ... | 73 | 53 | 20 | 2 | 2 | ... |
| Bombay (including Aden). | 182 | 96 | 86 | 98 | 62 | 36 | 72 | 40 | 32 | 294 | 164 | 130 | 5,831 | 2,693 | 3,138 | 297 | 236 | 61 | 2,376 | 1,467 | 909 | 240 | 136 | 104 |
| Central Provinces and Berar. | 151 | 123 | 28 | 60 | 47 | 13 | 16 | 5 | 11 | 86 | 34 | 52 | 170 | 94 | 76 | 29 | 28 | 1 | 995 | 579 | 416 | 327 | 170 | 157 |
| Coorg ... ... ... | 1 | 1 | ... | 3 | 2 | 1 | 3 | 3 | ... | 10 | 9 | 1 | ... | ... | ... | 3 | ... | 3 | 113 | 61 | 52 | 19 | 12 | 7 |
| (ii) Feudatory States ... | 2,780 | 1,380 | 1,400 | 360 | 203 | 157 | 495 | 238 | 257 | 7,651 | 3,512 | 4,139 | 21,200 | 9,848 | 11,352 | 24,576 | 10,856 | 13,720 | 8,030 | 4,626 | 3,404 | 1,598 | 794 | 804 |
| Bihar and Orissa States... | 3 | 2 | 1 | ... | ... | ... | ... | ... | ... | ... | ... | ... | ... | ... | ... | ... | ... | ... | 15 | 8 | 7 | ... | ... | ... |
| Bombay States ... ... | 8 | 4 | 4 | 1 | 1 | ... | 2 | 2 | ... | 6 | 6 | ... | 13 | 12 | 1 | 21 | 19 | 2 | 356 | 246 | 110 | 5 | 5 | ... |
| Central Provinces States. | ... | ... | ... | ... | ... | ... | ... | ... | ... | ... | ... | ... | ... | ... | ... | ... | ... | ... | ... | ... | ... | ... | ... | ... |
| Hyderabad ... ... | 2,624 | 1,299 | 1,325 | 171 | 99 | 72 | 207 | 94 | 113 | 7,277 | 3,384 | 3,893 | 12,894 | 6,151 | 6,743 | 788 | 462 | 326 | 2,318 | 1,448 | 870 | 454 | 233 | 221 |
| Mysore ... ... | 145 | 75 | 70 | 188 | 103 | 85 | 286 | 142 | 144 | 368 | 122 | 246 | 8,293 | 3,685 | 4,608 | 23,767 | 10,375 | 13,392 | 5,341 | 2,924 | 2,417 | 1,139 | 556 | 583 |
| *(b)* Other Provinces and States in India. | *128* | *77* | *51* | *51* | *39* | *12* | *65* | *49* | *16* | *29* | *19* | *10* | *328* | *260* | *68* | *94* | *70* | *24* | *3,972* | *2,704* | *1,268* | *425* | *250* | *175* |
| (i) British Territory ... | 104 | 55 | 49 | 51 | 39 | 12 | 39 | 27 | 12 | 29 | 19 | 10 | 76 | 41 | 35 | 68 | 58 | 10 | 2,617 | 1,709 | 908 | 364 | 207 | 157 |
| Bengal ... ... | 18 | 10 | 8 | 6 | 5 | 1 | 3 | 2 | 1 | 11 | 9 | 2 | 18 | 9 | 9 | 16 | 15 | 1 | 633 | 435 | 198 | 19 | 12 | 7 |
| Burma ... ... ... | 20 | 5 | 15 | 9 | 5 | 4 | ... | ... | ... | 1 | 1 | ... | 1 | ... | 1 | 1 | ... | 1 | 794 | 391 | 403 | 141 | 71 | 70 |
| United Provinces of Agra and Oudh. | 55 | 30 | 25 | 18 | 15 | 3 | 36 | 25 | 11 | 9 | 9 | ... | 49 | 27 | 22 | 47 | 39 | 8 | 678 | 491 | 187 | 136 | 71 | 65 |
| Other Provinces ... ... | 11 | 10 | 1 | 18 | 14 | 4 | ... | ... | ... | 8 | ... | 8 | 8 | 5 | 3 | 4 | 4 | ... | 512 | 392 | 120 | 68 | 53 | 15 |
| (ii) Feudatory States ... | 24 | 22 | 2 | ... | ... | ... | 26 | 22 | 4 | ... | ... | ... | 252 | 219 | 33 | 26 | 12 | 14 | 1,355 | 995 | 360 | 61 | 43 | 18 |
| *(c)* French and Portuguese Settlements. | *5* | *1* | *4* | *31* | *17* | *14* | *16* | *8* | *8* | *1* | *1* | ... | *16* | *9* | *7* | *23* | *13* | *10* | *2,189* | *1,084* | *1,105* | *920* | *427* | *493* |
| Pondicherry ... ... | 3 | ... | 3 | 23 | 11 | 12 | 4 | 2 | 2 | 1 | 1 | ... | 13 | 8 | 5 | 17 | 7 | 10 | 2,082 | 999 | 1,083 | 918 | 426 | 492 |
| Other French Settlements. | 2 | 1 | 1 | 1 | 1 | ... | 3 | 2 | 1 | ... | ... | ... | 3 | 1 | 2 | 4 | 4 | ... | 42 | 26 | 16 | 2 | 1 | 1 |
| Portuguese Settlements ... | ... | ... | ... | 7 | 5 | 2 | 9 | 4 | 5 | ... | ... | ... | ... | ... | ... | 2 | 2 | ... | 65 | 59 | 6 | ... | ... | ... |
| *(d)* India Unspecified ... ... | *5* | ... | *5* | *2* | *2* | ... | *3* | *3* | ... | *8* | ... | *8* | ... | ... | ... | *2* | *1* | *1* | ... | ... | ... | *23* | ... | *23* |
| **B.—Born in Countries in Asia beyond India.** | *13* | *13* | ... | *8* | *6* | *2* | *7* | *3* | *4* | ... | ... | ... | *38* | *21* | *17* | *3* | ... | *3* | *603* | *379* | *224* | *153* | *90* | *63* |
| Ceylon ... ... ... ... | 12 | 12 | ... | 4 | 3 | 1 | 3 | 2 | 1 | ... | ... | ... | 11 | 2 | 9 | 1 | ... | 1 | 307 | 179 | 128 | 62 | 36 | 26 |
| Straits Settlements and Malaya. | ... | ... | ... | 1 | ... | 1 | 2 | 1 | 1 | ... | ... | ... | 13 | 8 | 5 | 2 | ... | 2 | 90 | 42 | 48 | 33 | 50 | 33 |
| Other Asiatic Countries ... | 1 | 1 | ... | 3 | 3 | ... | 2 | ... | 2 | ... | ... | ... | 14 | 11 | 3 | ... | ... | ... | 206 | 158 | 48 | 8 | 4 | 4 |
| **C.—Born in Countries in Europe ...** | *59* | *39* | *20* | *51* | *32* | *19* | *15* | *6* | *9* | *19* | *14* | *5* | *737* | *666* | *71* | *54* | *39* | *15* | *2,247* | *1,633* | *614* | *367* | *253* | *114* |
| England and Wales ... ... | 16 | 14 | 2 | 38 | 21 | 17 | 13 | 5 | 8 | 17 | 12 | 5 | 676 | 642 | 34 | 38 | 29 | 9 | 1,603 | 1,250 | 353 | 252 | 198 | 54 |
| Scotland ... ... ... ... | 4 | 2 | 2 | 1 | 1 | ... | 1 | ... | 1 | ... | ... | ... | 9 | 8 | 1 | 10 | 6 | 4 | 186 | 137 | 49 | 20 | 12 | 8 |
| Ireland ... ... ... ... | 1 | 1 | ... | 3 | 2 | 1 | 1 | 1 | ... | ... | ... | ... | 36 | 14 | 22 | 2 | 2 | ... | 208 | 80 | 128 | 23 | 18 | 5 |
| France ... ... ... ... | 2 | ... | 2 | ... | ... | ... | ... | ... | ... | ... | ... | ... | 11 | 1 | 10 | 1 | 1 | ... | 25 | 8 | 17 | 59 | 15 | 44 |
| Germany ... ... ... ... | 6 | 6 | ... | 4 | 3 | 1 | ... | ... | ... | ... | ... | ... | 1 | 1 | ... | 2 | ... | 2 | 98 | 83 | 15 | 7 | 5 | 2 |
| Other European Countries ... | 30 | 16 | 14 | 5 | 5 | ... | ... | ... | ... | 2 | 2 | ... | 4 | ... | 4 | 1 | 1 | ... | 127 | 75 | 52 | 6 | 5 | 1 |
| **D.—Born in Africa ... ...** | *6* | ... | *6* | *2* | *2* | ... | *1* | ... | *1* | ... | ... | ... | ... | ... | ... | *1* | ... | *1* | *89* | *49* | *40* | *28* | *20* | *8* |
| **E.—Born in America ... ...** | *27* | *18* | *9* | *16* | *8* | *8* | ... | ... | ... | *2* | *2* | ... | ... | ... | ... | ... | ... | ... | *58* | *46* | *12* | *2* | *1* | *1* |
| **F.—Born in Australasia ... ...** | ... | ... | ... | 1 | ... | 1 | ... | ... | ... | ... | ... | ... | ... | ... | ... | ... | ... | ... | *20* | *10* | *10* | *2* | ... | *2* |
| **G.—Born at Sea ... ... ...** | ... | ... | ... | ... | ... | ... | ... | ... | ... | ... | ... | ... | ... | ... | ... | ... | ... | ... | *2* | *1* | *1* | ... | ... | ... |

This content downloaded from 106.51.163.168 on Wed, 05 Jun 2024 15:15:17 +00:00
All use subject to https://about.jstor.org/terms

# TABLE XI.

## Birth-place. Part I.—Districts and States—*continued.*

| PROVINCE, STATE OR COUNTRY WHERE BORN. | DISTRICT OR STATE WHERE ENUMERATED. | | | | | | | | | | | | | | | | | | | | | | | |
|---|---|---|---|---|---|---|---|---|---|---|---|---|---|---|---|---|---|---|---|---|---|---|---|---|
| | CHITTOOR. | | | NORTH ARCOT. | | | SALEM. | | | COIMBATORE. | | | SOUTH ARCOT. | | | TANJORE. | | | TRICHINOPOLY. | | | MADURA. | | |
| | Persons. | Males. | Females. | Persons. | Males. | Females. | Persons. | Males. | Females. | Persons. | Males. | Females. | Persons. | Males. | Females. | Persons. | Males. | Females. | Persons. | Males. | Females. | Persons. | Males. | Females. |
| | 50 | 51 | 52 | 53 | 54 | 55 | 56 | 57 | 58 | 59 | 60 | 61 | 62 | 63 | 64 | 65 | 66 | 67 | 68 | 69 | 70 | 71 | 72 | 73 |
| **A-II.—Born in Provinces and States in India beyond Madras.** | *7,520* | *3,443* | *4,077* | *7,317* | *3,556* | *3,761* | *11,115* | *4,926* | *6,189* | *10,845* | *4,604* | *6,241* | *12,576* | *5,425* | *7,151* | *6,290* | *3,091* | *3,199* | *2,728* | *1,544* | *1,184* | *1,411* | *964* | *447* |
| *(a)* Adjacent Provinces and States. | *7,228* | *3,222* | *4,006* | *6,287* | *3,030* | *3,257* | *10,997* | *4,859* | *6,138* | *10,642* | *4,489* | *6,153* | *667* | *366* | *301* | *1,176* | *655* | *521* | *1,809* | *1,104* | *705* | *967* | *680* | *287* |
| (i) BRITISH TERRITORY | 204 | 147 | 57 | 540 | 279 | 261 | 236 | 145 | 91 | 375 | 226 | 149 | 174 | 130 | 44 | 311 | 208 | 103 | 377 | 294 | 83 | 483 | 387 | 86 |
| BIHAR AND ORISSA | 18 | 17 | 1 | 4 | 1 | 3 | 1 | ... | 1 | 3 | 1 | 2 | 2 | 2 | ... | 3 | 2 | 1 | 6 | 4 | 2 | 18 | 16 | 2 |
| BOMBAY (INCLUDING ADEN). | 122 | 81 | 41 | 275 | 151 | 124 | 171 | 111 | 60 | 174 | 120 | 54 | 135 | 108 | 27 | 240 | 168 | 72 | 303 | 241 | 62 | 434 | 351 | 83 |
| CENTRAL PROVINCES AND BERAR. | 62 | 49 | 13 | 234 | 116 | 118 | 61 | 33 | 28 | 190 | 99 | 91 | 30 | 15 | 15 | 65 | 36 | 29 | 63 | 46 | 17 | 31 | 20 | 11 |
| COORG | 2 | ... | 2 | 27 | 11 | 16 | 3 | 1 | 2 | 8 | 6 | 2 | 7 | 5 | 2 | 3 | 2 | 1 | 5 | 3 | 2 | ... | ... | ... |
| (ii) FEUDATORY STATES | 7,024 | 3,075 | 3,949 | 5,747 | 2,751 | 2,996 | 10,761 | 4,714 | 6,047 | 10,267 | 4,263 | 6,004 | 493 | 236 | 257 | 865 | 447 | 418 | 1,432 | 810 | 622 | 484 | 293 | 191 |
| BIHAR AND ORISSA STATES. | ... | ... | ... | ... | ... | ... | ... | ... | ... | ... | ... | ... | ... | ... | ... | ... | ... | ... | ... | ... | ... | ... | ... | ... |
| BOMBAY STATES | ... | ... | ... | 2 | 2 | ... | 2 | 2 | ... | 21 | 18 | 3 | 4 | 4 | ... | 3 | 1 | 2 | 2 | 2 | ... | 102 | 73 | 29 |
| CENTRAL PROVINCES STATES. | ... | ... | ... | ... | ... | ... | ... | ... | ... | ... | ... | ... | ... | ... | ... | ... | ... | ... | ... | ... | ... | ... | ... | ... |
| HYDERABAD | 268 | 196 | 72 | 649 | 340 | 309 | 72 | 33 | 39 | 66 | 48 | 18 | 149 | 67 | 82 | 261 | 147 | 114 | 253 | 144 | 109 | 140 | 100 | 40 |
| MYSORE | 6,756 | 2,879 | 3,877 | 5,096 | 2,409 | 2,687 | 10,687 | 4,679 | 6,008 | 10,180 | 4,197 | 5,983 | 340 | 165 | 175 | 601 | 299 | 302 | 1,177 | 664 | 513 | 242 | 120 | 122 |
| *(b)* Other Provinces and States in India. | *155* | *129* | *26* | *306* | *205* | *101* | *42* | *29* | *13* | *116* | *69* | *47* | *199* | *124* | *75* | *818* | *616* | *202* | *263* | *175* | *88* | *183* | *121* | *62* |
| (i) BRITISH TERRITORY | 121 | 99 | 22 | 262 | 162 | 100 | 41 | 28 | 13 | 96 | 57 | 39 | 179 | 110 | 69 | 783 | 585 | 198 | 243 | 155 | 88 | 175 | 113 | 62 |
| BENGAL | 32 | 30 | 2 | 64 | 29 | 35 | 7 | 4 | 3 | 17 | 12 | 5 | 23 | 21 | 2 | 356 | 331 | 25 | 72 | 44 | 28 | 23 | 9 | 14 |
| BURMA | 8 | 1 | 7 | 83 | 51 | 32 | 13 | 6 | 7 | 14 | 1 | 13 | 64 | 31 | 33 | 278 | 141 | 137 | 81 | 40 | 41 | 50 | 31 | 19 |
| UNITED PROVINCES OF AGRA AND OUDH. | 57 | 50 | 7 | 89 | 60 | 29 | 15 | 14 | 1 | 32 | 20 | 12 | 78 | 50 | 28 | 79 | 61 | 18 | 61 | 43 | 18 | 62 | 39 | 23 |
| OTHER PROVINCES | 24 | 18 | 6 | 26 | 22 | 4 | 6 | 4 | 2 | 33 | 24 | 9 | 14 | 8 | 6 | 70 | 52 | 18 | 29 | 28 | 1 | 40 | 34 | 6 |
| (ii) FEUDATORY STATES | 34 | 30 | 4 | 44 | 43 | 1 | 1 | 1 | ... | 20 | 12 | 8 | 20 | 14 | 6 | 35 | 31 | 4 | 20 | 20 | ... | 8 | 8 | ... |
| *(c)* French and Portuguese Settlements | *136* | *91* | *45* | *720* | *320* | *400* | *68* | *30* | *38* | *86* | *46* | *40* | *11,707* | *4,933* | *6,774* | *4,290* | *1,818* | *2,472* | *654* | *263* | *391* | *257* | *163* | *94* |
| PONDICHERRY | 134 | 90 | 44 | 715 | 316 | 399 | 60 | 25 | 35 | 75 | 36 | 39 | 11,608 | 4,896 | 6,712 | 1,309 | 621 | 688 | 597 | 227 | 370 | 180 | 99 | 81 |
| OTHER FRENCH SETTLEMENTS. | 2 | 1 | 1 | 1 | ... | 1 | 8 | 5 | 3 | 3 | 2 | 1 | 93 | 31 | 62 | 2,893 | 1,110 | 1,783 | 33 | 12 | 21 | 21 | 8 | 13 |
| PORTUGUESE SETTLEMENTS | ... | ... | ... | 4 | 4 | ... | ... | ... | ... | 8 | 8 | ... | 6 | 6 | ... | 88 | 87 | 1 | 24 | 24 | ... | 56 | 56 | ... |
| *(d)* India Unspecified | *1* | *1* | ... | *4* | *1* | *3* | *8* | *8* | ... | *1* | ... | *1* | *3* | *2* | *1* | *6* | *2* | *4* | *2* | *2* | ... | *4* | ... | *4* |
| **B.—Born in Countries in Asia beyond India.** | *26* | *18* | *8* | *221* | *119* | *102* | *39* | *22* | *17* | *36* | *13* | *23* | *285* | *176* | *109* | *1,270* | *716* | *554* | *854* | *454* | *400* | *353* | *193* | *160* |
| CEYLON | 15 | 10 | 5 | 157 | 80 | 77 | 30 | 17 | 13 | 24 | 11 | 13 | 197 | 121 | 76 | 885 | 473 | 412 | 817 | 434 | 383 | 315 | 174 | 141 |
| STRAITS SETTLEMENTS AND MALACA. | 7 | 4 | 3 | 61 | 38 | 23 | 5 | 2 | 3 | 2 | 2 | ... | 63 | 35 | 28 | 325 | 190 | 135 | 35 | 19 | 16 | 18 | 7 | 11 |
| OTHER ASIATIC COUNTRIES | 4 | 4 | ... | 3 | 1 | 2 | 4 | 3 | 1 | 10 | ... | 10 | 25 | 20 | 5 | 60 | 53 | 7 | 2 | 1 | 1 | 20 | 12 | 8 |
| **C.—Born in Countries in Europe** | *16* | *12* | *4* | *105* | *68* | *37* | *143* | *105* | *38* | *168* | *109* | *59* | *206* | *121* | *85* | *267* | *196* | *71* | *223* | *144* | *79* | *118* | *63* | *55* |
| ENGLAND AND WALES | 12 | 10 | 2 | 41 | 29 | 12 | 110 | 85 | 25 | 89 | 57 | 32 | 58 | 46 | 12 | 133 | 100 | 33 | 102 | 57 | 45 | 66 | 37 | 29 |
| SCOTLAND | 1 | ... | 1 | 8 | 7 | 1 | 7 | 4 | 3 | 17 | 9 | 8 | 23 | 18 | 5 | 35 | 34 | 1 | 1 | 1 | ... | 15 | 8 | 7 |
| IRELAND | 1 | ... | 1 | 15 | 7 | 8 | 7 | 4 | 3 | 7 | 6 | 1 | 8 | 3 | 5 | 12 | 11 | 1 | 17 | 10 | 7 | 3 | 2 | 1 |
| FRANCE | ... | ... | ... | 29 | 20 | 9 | 9 | 5 | 4 | 42 | 32 | 10 | 78 | 37 | 41 | 40 | 15 | 25 | 55 | 37 | 18 | 22 | 11 | 11 |
| GERMANY | 1 | 1 | ... | 3 | 2 | 1 | 9 | 7 | 2 | 6 | 3 | 3 | 5 | 2 | 3 | 22 | 17 | 5 | 5 | 3 | 2 | 5 | 4 | 1 |
| OTHER EUROPEAN COUNTRIES | 1 | 1 | ... | 9 | 3 | 6 | 1 | ... | 1 | 7 | 2 | 5 | 34 | 15 | 19 | 25 | 19 | 6 | 43 | 36 | 7 | 7 | 1 | 6 |
| **D.—Born in Africa** | *27* | *14* | *13* | *395* | *208* | *187* | ... | ... | ... | *1* | *1* | ... | *42* | *18* | *24* | *184* | *113* | *71* | *19* | *9* | *10* | *1* | | *1* |
| **E.—Born in America** | *6* | ... | *6* | *16* | *6* | *10* | *1* | *1* | ... | *3* | ... | *3* | *4* | *2* | *2* | ... | ... | ... | *2* | *2* | ... | *33* | *11* | *22* |
| **F.—Born in Australasia** | ... | ... | ... | *1* | ... | *1* | *1* | ... | *1* | *3* | *1* | *2* | *5* | *5* | ... | *7* | *3* | *4* | ... | ... | ... | *16* | *14* | *2* |
| **G.—Born at Sea** | *1* | *1* | ... | ... | ... | ... | ... | ... | ... | ... | ... | ... | ... | ... | ... | ... | ... | ... | ... | ... | ... | ... | ... | ... |



This content downloaded from 106.51.163.168 on Wed, 05 Jun 2024 15:15:17 +00:00
All use subject to https://about.jstor.org/terms

# TABLE XI.

## Birth-place. Part I.—Districts and States—*concluded.*

| PROVINCE, STATE OR COUNTRY WHERE BORN. | DISTRICT OR STATE WHERE ENUMERATED. | | | | | | | | | | | | | | | | | | | | | | | | |
|---|---|---|---|---|---|---|---|---|---|---|---|---|---|---|---|---|---|---|---|---|---|---|---|---|---|
| | RÁMNAD. | | | TINNEVELLY. | | | NILGIRIS. | | | MALABAR. | | | ANJENGO. | | | SOUTH CANARA. | | | PUDUKKÓTTAI. | | | BANGANAPALLE. | | | SANDÚR. | | |
| | Persons. | Males. | Females. | Persons. | Males. | Females. | Persons. | Males. | Females. | Persons. | Males. | Females. | Persons. | Males. | Females. | Persons. | Males. | Females. | Persons. | Males. | Females. | Persons. | Males. | Females. | Persons. | Males. | Females. |
| | 74 | 75 | 76 | 77 | 78 | 79 | 80 | 81 | 82 | 83 | 84 | 85 | 86 | 87 | 88 | 89 | 90 | 91 | 92 | 93 | 94 | 95 | 96 | 97 | 98 | 99 | 100 |
| **A-II.—Born in Provinces and States in India beyond Madras.** | *730* | *446* | *284* | *573* | *404* | *169* | *12,558* | *7,716* | *4,842* | *7,392* | *5,370* | *2,022* | *10* | *5* | *5* | *5,873* | *4,596* | *1,277* | *181* | *83* | *98* | *199* | *113* | *86* | *593* | *264* | *329* |
| *(a)* Adjacent Provinces and States. | *481* | *288* | *193* | *397* | *267* | *130* | *11,920* | *7,382* | *4,538* | *6,339* | *4,449* | *1,890* | *9* | *4* | *5* | *5,274* | *4,078* | *1,196* | *100* | *48* | *52* | *199* | *113* | 86 | *576* | *251* | *325* |
| (i) BRITISH TERRITORY ... | 265 | 156 | 109 | 172 | 140 | 32 | 456 | 259 | 197 | 1,988 | 1,686 | 302 | 2 | 2 | ... | 2,968 | 2,339 | 629 | 18 | 11 | 7 | 7 | 6 | 1 | 341 | 159 | 182 |
| BIHAR AND ORISSA ... | ... | ... | ... | 17 | 17 | ... | ... | ... | ... | ... | ... | ... | ... | ... | ... | 2 | 2 | ... | ... | ... | ... | ... | ... | ... | ... | ... | ... |
| BOMBAY (INCLUDING ADEN). | 163 | 87 | 76 | 133 | 112 | 21 | 316 | 188 | 128 | 1,627 | 1,426 | 201 | 2 | 2 | ... | 2,700 | 2,153 | 547 | 7 | 5 | 2 | 7 | 6 | 1 | 338 | 157 | 181 |
| CENTRAL PROVINCES AND BERAR. | 100 | 68 | 32 | 15 | 10 | 5 | 102 | 52 | 50 | 121 | 95 | 26 | ... | ... | ... | 28 | 26 | 2 | 7 | 5 | 2 | ... | ... | ... | 3 | 2 | 1 |
| COORG ... ... ... | 2 | 1 | 1 | 7 | 1 | 6 | 38 | 19 | 19 | 240 | 165 | 75 | ... | ... | ... | 238 | 158 | 80 | 4 | 1 | 3 | ... | ... | ... | ... | ... | ... |
| (ii) FEUDATORY STATES ... | 216 | 132 | 84 | 225 | 127 | 98 | 11,464 | 7,123 | 4,341 | 4,351 | 2,763 | 1,588 | 7 | 2 | 5 | 2,306 | 1,739 | 567 | 82 | 37 | 45 | 192 | 107 | 85 | 235 | 92 | 143 |
| BIHAR AND ORISSA STATES. | ... | ... | ... | 1 | 1 | ... | ... | ... | ... | ... | ... | ... | ... | ... | ... | 3 | 3 | ... | ... | ... | ... | ... | ... | ... | ... | ... | ... |
| BOMBAY STATES ... ... | ... | ... | ... | 2 | 2 | ... | 2 | 2 | ... | 730 | 609 | 121 | ... | ... | ... | 156 | 145 | 11 | ... | ... | ... | ... | ... | ... | ... | ... | ... |
| CENTRAL PROVINCES STATES. | ... | ... | ... | ... | ... | ... | ... | ... | ... | ... | ... | ... | ... | ... | ... | ... | ... | ... | ... | ... | ... | ... | ... | ... | ... | ... | ... |
| HYDERABAD ... ... | 70 | 53 | 17 | 72 | 51 | 21 | 324 | 198 | 126 | 230 | 130 | 100 | ... | ... | ... | 25 | 22 | 3 | 12 | 4 | 8 | 150 | 80 | 70 | 118 | 46 | 72 |
| MYSORE ... ... ... | 146 | 79 | 67 | 150 | 73 | 77 | 11,138 | 6,923 | 4,215 | 3,391 | 2,024 | 1,367 | 7 | 2 | 5 | 2,122 | 1,569 | 553 | 70 | 33 | 37 | 42 | 27 | 15 | 117 | 46 | 71 |
| *(b)* Other Provinces and States in India. | *206* | *130* | *76* | *77* | *70* | *7* | *399* | *225* | *174* | *731* | *635* | *96* | ... | ... | ... | *168* | *136* | *32* | *46* | *25* | *21* | ... | ... | ... | *11* | *11* | ... |
| (i) BRITISH TERRITORY ... | 165 | 121 | 44 | 70 | 63 | 7 | 354 | 193 | 161 | 689 | 609 | 80 | ... | ... | ... | 140 | 113 | 27 | 45 | 24 | 21 | ... | ... | ... | 3 | 3 | ... |
| BENGAL ... ... ... | 28 | 28 | ... | 36 | 34 | 2 | 78 | 41 | 37 | 216 | 195 | 21 | ... | ... | ... | 18 | 13 | 5 | 70 | 6 | 4 | ... | ... | ... | ... | ... | ... |
| BURMA ... ... ... | 55 | 21 | 34 | 9 | 9 | ... | 101 | 39 | 62 | 32 | 19 | 13 | ... | ... | ... | 5 | 3 | 2 | 30 | 13 | 17 | ... | ... | ... | ... | ... | ... |
| UNITED PROVINCES OF AGRA AND OUDH. | 26 | 23 | 3 | 13 | 10 | 3 | 89 | 59 | 30 | 201 | 167 | 34 | ... | ... | ... | 72 | 58 | 14 | 2 | 2 | ... | ... | ... | ... | 2 | 2 | ... |
| OTHER PROVINCES ... | 56 | 49 | 7 | 12 | 10 | 2 | 86 | 54 | 32 | 240 | 228 | 12 | ... | ... | ... | 45 | 39 | 6 | 3 | 3 | ... | ... | ... | ... | 1 | 1 | ... |
| (ii) FEUDATORY STATES ... | 41 | 9 | 32 | 7 | 7 | ... | 45 | 32 | 13 | 42 | 26 | 16 | ... | ... | ... | 28 | 23 | 5 | 1 | 1 | ... | ... | ... | ... | 6 | 8 | ... |
| *(c)* French and Portuguese Settlements. | *41* | *28* | *13* | *63* | *60* | *23* | *99* | *53* | *46* | *299* | *273* | *26* | *1* | *1* | ... | *428* | *381* | *47* | *35* | *10* | *25* | ... | ... | ... | *1* | ... | *1* |
| PONDICHERRY ... ... | 37 | 25 | 12 | 62 | 41 | 21 | 66 | 32 | 34 | 17 | 14 | 3 | 1 | 1 | ... | 1 | 1 | ... | 15 | 5 | 10 | ... | ... | ... | ... | ... | ... |
| OTHER FRENCH SETTLEMENTS. | 4 | 3 | 1 | 6 | 4 | 2 | 17 | 11 | 6 | 21 | 15 | 6 | ... | ... | ... | 22 | 10 | 12 | 20 | 5 | 15 | ... | ... | ... | ... | ... | ... |
| PORTUGUESE SETTLEMENTS ... | ... | ... | ... | 15 | 15 | ... | 16 | 10 | 6 | 261 | 244 | 17 | ... | ... | ... | 405 | 370 | 35 | ... | ... | ... | ... | ... | ... | 1 | ... | 1 |
| *(d)* India Unspecified ... ... | *2* | ... | *2* | *16* | *7* | *9* | *140* | *56* | *84* | *23* | *13* | *10* | ... | ... | ... | *3* | *1* | *2* | ... | ... | ... | ... | ... | ... | *5* | *2* | *3* |
| **B.—Born in Countries in Asia beyond India.** | *216* | *118* | *98* | *371* | *224* | *147* | *68* | *45* | *23* | *496* | *421* | *75* | *12* | *6* | *6* | *21* | *21* | ... | *786* | *414* | *372* | *2* | *2* | ... | ... | ... | ... |
| CEYLON ... ... ... | 172 | 96 | 76 | 354 | 211 | 143 | 51 | 33 | 18 | 99 | 71 | 28 | 10 | 5 | 5 | 11 | 11 | ... | 756 | 396 | 360 | ... | ... | ... | ... | ... | ... |
| STRAITS SETTLEMENTS AND MALAYA. | 30 | 9 | 21 | 11 | 8 | 3 | 6 | 5 | 1 | 2 | 2 | ... | 2 | 1 | 1 | ... | ... | ... | 27 | 15 | 12 | ... | ... | ... | ... | ... | ... |
| OTHER ASIATIC COUNTRIES ... | 14 | 13 | 1 | 6 | 5 | 1 | 11 | 7 | 4 | 395 | 348 | 47 | ... | ... | ... | 10 | 10 | ... | 3 | 3 | ... | 2 | 2 | ... | ... | ... | ... |
| **C.—Born in Countries in Europe** ... | *44* | *31* | *13* | *122* | *68* | *54* | *1,561* | *1,091* | *470* | *838* | *736* | *102* | *4* | *3* | *1* | *116* | *77* | *39* | *14* | *7* | *7* | ... | ... | ... | *4* | *2* | *2* |
| ENGLAND AND WALES ... ... | 16 | 10 | 6 | 73 | 38 | 35 | 1,300 | 956 | 344 | 534 | 483 | 51 | 3 | 2 | 1 | 33 | 24 | 9 | 4 | 4 | ... | ... | ... | ... | 3 | 2 | 1 |
| SCOTLAND ... ... ... | 11 | 8 | 3 | 16 | 9 | 7 | 69 | 41 | 28 | 61 | 54 | 7 | ... | ... | ... | ... | ... | ... | ... | ... | ... | ... | ... | ... | 1 | ... | 1 |
| IRELAND ... ... ... | 3 | 3 | ... | 9 | 4 | 5 | 95 | 59 | 36 | 24 | 18 | 6 | ... | ... | ... | 4 | 2 | 2 | 1 | 1 | ... | ... | ... | ... | ... | ... | ... |
| FRANCE ... ... ... | 3 | 2 | 1 | 14 | 11 | 3 | 42 | 16 | 26 | 16 | 10 | 6 | ... | ... | ... | 6 | 1 | 5 | 1 | 1 | ... | ... | ... | ... | ... | ... | ... |
| GERMANY ... ... | ... | ... | ... | ... | ... | ... | 22 | 13 | 9 | 115 | 99 | 16 | ... | ... | ... | 26 | 17 | 9 | 1 | ... | 1 | ... | ... | ... | ... | ... | ... |
| OTHER EUROPEAN COUNTRIES | 11 | 8 | 3 | 10 | 6 | 4 | 33 | 6 | 27 | 88 | 72 | 16 | 1 | 1 | ... | 47 | 33 | 14 | 7 | 1 | 6 | ... | ... | ... | ... | ... | ... |
| **D.—Born in Africa** ... ... | *2* | *2* | ... | *2* | *2* | ... | *14* | *5* | *9* | *34* | *31* | *3* | ... | ... | ... | *2* | *1* | *1* | *6* | *2* | *4* | ... | ... | ... | *1* | *1* | ... |
| **E.—Born in America** ... | *4* | *2* | *2* | *4* | *3* | *1* | *8* | *4* | *4* | *5* | *2* | *3* | ... | ... | ... | *3* | *2* | *1* | ... | ... | ... | ... | ... | ... | ... | ... | ... |
| **F.—Born in Australasia** ... | ... | ... | ... | *1* | *1* | ... | *27* | *14* | *13* | *8* | *5* | *3* | ... | ... | ... | *1* | *1* | ... | ... | ... | ... | ... | ... | ... | ... | ... | ... |
| **G.—Born at Sea** ... ... | ... | ... | ... | ... | ... | ... | ... | ... | ... | ... | ... | ... | ... | ... | ... | ... | ... | ... | ... | ... | ... | ... | ... | ... | ... | ... | ... |

This content downloaded from 106.51.163.168 on Wed, 05 Jun 2024 15:15:17 +00:00
All use subject to https://about.jstor.org/terms

# TABLE XI.

## BIRTH-PLACE.
## PART II. CITIES.

This content downloaded from
106.51.163.168 on Wed, 05 Jun 2024 15:15:17 +00:00
All use subject to https://about.jstor.org/terms

# TABLE XI.

## Birth-place. Part II.—Cities.

| DISTRICT OR STATE WHERE BORN. | CITY WHERE ENUMERATED. | | | | | | | | | | | | | | | | | |
|---|---|---|---|---|---|---|---|---|---|---|---|---|---|---|---|---|---|---|
| | BELLARY. | | | CALICUT. | | | COCANADA. | | | COIMBATORE. | | | CONJEEVERAM. | | | CUDDALORE. | | |
| | Persons. | Males. | Females. | Persons. | Males. | Females. | Persons. | Males. | Females. | Persons. | Males. | Females. | Persons. | Males. | Females. | Persons. | Males. | Females. |
| | 2 | 3 | 4 | 5 | 6 | 7 | 8 | 9 | 10 | 11 | 12 | 13 | 14 | 15 | 16 | 17 | 18 | 19 |
| **Total City Population** | *34,956* | *18,474* | *16,482* | *78,417* | *40,680* | *37,737* | *54,110* | *26,629* | *27,481* | *47,007* | *23,399* | *23,608* | *53,864* | *26,451* | *27,413* | *56,574* | *28,012* | *28,562* |
| **A-I.—Born in Districts or States within the Province.** | *33,207* | *17,144* | *16,063* | *76,685* | *39,248* | *37,437* | *53,525* | *26,196* | *27,329* | *46,600* | *23,163* | *23,437* | *53,374* | *26,199* | *27,175* | *53,644* | *26,602* | *27,042* |
| **(i) British Territory** | *33,200* | *17,141* | *16,059* | *76,494* | *39,144* | *37,350* | *53,522* | *26,195* | *27,327* | *46,373* | *22,989* | *23,384* | *53,353* | *26,189* | *27,164* | *53,621* | *26,593* | *27,028* |
| GANJÁM | 13 | 6 | 7 | 3 | 2 | 1 | 588 | 342 | 246 | 7 | ... | ... | 6 | 4 | 2 | 1 | 1 | ... |
| VIZAGAPATAM | 49 | 26 | 23 | 4 | 1 | 3 | 9,782 | 4,694 | 5,088 | | 6 | 1 | 9 | 3 | 6 | 16 | 11 | 5 |
| GÓDÁVARI | 16 | 6 | 10 | 3 | 2 | 1 | 40,769 | 19,800 | 20,969 | 2 | ... | 2 | 29 | 11 | 18 | 23 | 12 | 11 |
| KISTNA | 24 | 12 | 12 | 38 | 35 | 3 | 958 | 856 | 102 | | ... | ... | 39 | 19 | 20 | 16 | 11 | 5 |
| GUNTÚR | 40 | 20 | 20 | | | | 700 | 90 | 610 | | ... | ... | 3 | 2 | 1 | 4 | 3 | 1 |
| NELLORE | 106 | 74 | 32 | 3 | 2 | 1 | 111 | 71 | 40 | 18 | 9 | 9 | 140 | 76 | 64 | 76 | 22 | 54 |
| CUDDAPAH | 139 | 71 | 68 | 4 | 2 | 2 | 7 | 5 | 2 | 17 | 9 | 8 | 66 | 27 | 39 | 6 | 4 | 2 |
| KURNOOL | 414 | 280 | 134 | | | | 17 | 11 | 6 | 11 | 2 | 9 | 2 | 1 | 1 | 17 | 9 | 8 |
| BELLARY | 30,390 | 15,450 | 14,940 | 14 | 8 | 6 | 33 | 3 | 30 | 32 | 13 | 19 | 24 | 12 | 12 | 21 | 11 | 10 |
| ANANTAPUR | 1,236 | 762 | 474 | | | | 11 | | 11 | 1 | | 1 | 9 | 4 | 5 | 7 | 1 | 6 |
| MADRAS | 140 | 103 | 37 | 224 | 115 | 109 | 307 | 158 | 149 | 405 | 183 | 222 | 1,247 | 521 | 726 | 944 | 451 | 493 |
| CHINGLEPUT | 70 | 26 | 44 | 22 | 10 | 12 | 28 | 19 | 9 | 51 | 22 | 29 | 43,750 | 21,774 | 21,976 | 678 | 354 | 324 |
| NORTH ARCOT | 160 | 92 | 68 | 19 | 14 | 5 | 45 | 31 | 14 | 160 | 91 | 69 | 2,949 | 1,344 | 1,605 | 381 | 175 | 206 |
| CHITTOOR | 7 | 6 | 1 | 10 | 10 | ... | 3 | 3 | ... | 9 | 3 | 6 | 2,862 | 1,297 | 1,565 | 51 | 12 | 39 |
| SALEM | 42 | 24 | 18 | 51 | 24 | 27 | 10 | 6 | 4 | 581 | 313 | 268 | 699 | 360 | 339 | 169 | 91 | 78 |
| COIMBATORE | 44 | 31 | 13 | 165 | 94 | 71 | 7 | 5 | 2 | 42,410 | 20,882 | 21,528 | 79 | 33 | 46 | 127 | 62 | 65 |
| NILGIRIS | 13 | 1 | 12 | 36 | 16 | 20 | 4 | 1 | 3 | 285 | 152 | 133 | 8 | 3 | 5 | 3 | ... | 3 |
| SOUTH ARCOT | 33 | 17 | 16 | 21 | 12 | 9 | 3 | 1 | 2 | 51 | 24 | 27 | 706 | 321 | 385 | 48,352 | 23,951 | 24,401 |
| TANJORE | 65 | 41 | 24 | 113 | 62 | 51 | 37 | 23 | 14 | 285 | 141 | 144 | 416 | 208 | 208 | 1,642 | 859 | 783 |
| TRICHINOPOLY | 82 | 41 | 41 | 117 | 56 | 61 | 28 | 18 | 10 | 343 | 176 | 167 | 104 | 55 | 49 | 457 | 241 | 216 |
| MADURA | 34 | 11 | 23 | 67 | 43 | 24 | 4 | | 4 | 153 | 88 | 65 | 73 | 38 | 35 | 241 | 116 | 125 |
| RÁMNAD | ... | ... | ... | ... | ... | ... | 10 | 10 | ... | 3 | ... | 3 | 1 | 1 | ... | 3 | 2 | 1 |
| TINNEVELLY | 34 | 23 | 11 | 85 | 64 | 21 | 26 | 22 | 4 | 157 | 81 | 76 | 99 | 58 | 41 | 306 | 138 | 168 |
| MALABAR | 28 | 18 | 10 | 75,281 | 38,461 | 36,820 | 30 | 23 | 7 | 1,142 | 686 | 456 | 32 | 17 | 15 | 75 | 56 | 19 |
| SOUTH CANARA | 1 | ... | 1 | 214 | 111 | 103 | 4 | 3 | 1 | 250 | 108 | 142 | 1 | ... | 1 | 5 | ... | 5 |
| **(ii) Feudatory States** | *7* | *3* | *4* | *191* | *104* | *87* | *3* | *1* | *2* | *227* | *174* | *53* | *21* | *10* | *11* | *23* | *9* | *14* |
| TRAVANCORE | 1 | 1 | ... | 100 | 61 | 39 | ... | ... | ... | 47 | 37 | 10 | 19 | 10 | 9 | 16 | 8 | 8 |
| COCHIN | ... | ... | ... | 91 | 43 | 48 | ... | ... | ... | 166 | 128 | 38 | 2 | ... | 2 | 5 | ... | 5 |
| PUDUKKÓTTAI | 6 | 2 | 4 | ... | ... | ... | 3 | 1 | 2 | 14 | 9 | 5 | ... | ... | ... | 2 | 1 | 1 |

This content downloaded from
106.51.163.168 on Wed, 05 Jun 2024 15:15:17 +00:00
All use subject to https://about.jstor.org/terms

# TABLE XI.

## Birth-place. Part II.—Cities—*continued*.

| DISTRICT OR STATE WHERE BORN. | CITY WHERE ENUMERATED. | | | | | | | | | | | | | | | | | |
|---|---|---|---|---|---|---|---|---|---|---|---|---|---|---|---|---|---|---|
| | KUMBAKONAM. | | | MADURA. | | | NEGAPATAM. | | | SALEM. | | | TANJORE. | | | TRICHINOPOLY. | | |
| | Persons. | Males. | Females. | Persons. | Males. | Females. | Persons. | Males. | Females. | Persons. | Males. | Females. | Persons. | Males. | Females. | Persons. | Males. | Females. |
| | 20 | 21 | 22 | 23 | 24 | 25 | 26 | 27 | 28 | 29 | 30 | 31 | 32 | 33 | 34 | 35 | 36 | 37 |
| **Total City Population** ... | *64,647* | *31,327* | *33,320* | *134,130* | *67,091* | *67,039* | *60,168* | *29,995* | *30,173* | *59,153* | *29,232* | *29,921* | *60,341* | *28,777* | *31,564* | *123,512* | *61,560* | *61,952* |
| **A-I.—Born in Districts or States within the Province.** | *64,121* | *31,039* | *33,082* | *133,139* | *66,417* | *66,722* | *58,188* | *28,643* | *29,554* | *58,955* | *29,129* | *29,826* | *59,868* | *28,518* | *31,350* | *121,509* | *60,369* | *61,140* |
| **(I) British Territory** ... | *63,952* | *30,960* | *32,992* | *132,984* | *66,331* | *66,653* | *57,934* | *28,423* | *29,511* | *58,946* | *29,122* | *29,824* | *59,576* | *28,378* | *31,198* | *119,772* | *59,546* | *60,226* |
| GANJAM ... ... ... ... | 37 | 9 | 28 | 17 | 9 | 8 | 3 | 2 | 1 | 1 | ... | 1 | 12 | 3 | 9 | 44 | 24 | 20 |
| VIZAGAPATAM ... ... ... | 3 | 3 | ... | 4 | 4 | ... | 132 | 67 | 65 | 4 | 2 | 2 | 5 | 2 | 3 | 85 | 47 | 38 |
| GODAVARI ... ... ... | 7 | ... | 7 | 13 | ... | 13 | 17 | 11 | 6 | 2 | 1 | 1 | 21 | 11 | 10 | 24 | 17 | 7 |
| KISTNA ... ... ... ... | 14 | 8 | 6 | 4 | 4 | ... | 8 | 5 | 3 | 4 | 4 | ... | 5 | 1 | 4 | 39 | 25 | 14 |
| GUNTUR ... ... ... ... | 1 | ... | 1 | 8 | ... | 8 | 68 | 48 | 20 | 3 | 3 | ... | 1 | ... | 1 | 7 | 7 | ... |
| NELLORE ... ... ... ... | 36 | 17 | 19 | 16 | 6 | 10 | 31 | 23 | 8 | 9 | 3 | 6 | 12 | 6 | 6 | 48 | 25 | 23 |
| CUDDAPAH ... ... ... ... | 6 | 3 | 3 | 2 | ... | 2 | 18 | 13 | 5 | 3 | 1 | 2 | 7 | 3 | 4 | 64 | 43 | 21 |
| KURNOOL ... ... ... ... | 4 | 1 | 3 | ... | ... | ... | 28 | 20 | 8 | 3 | 3 | ... | 19 | 3 | 16 | 30 | 12 | 18 |
| BELLARY ... ... ... ... | 20 | 13 | 7 | 19 | ... | 19 | 19 | 11 | 8 | 9 | 5 | 4 | 29 | 19 | 10 | 142 | 85 | 57 |
| ANANTAPUR ... ... ... | 4 | 3 | 1 | 1 | ... | 1 | 14 | 9 | 5 | ... | ... | ... | ... | ... | ... | 9 | 7 | 2 |
| MADRAS ... ... ... ... | 406 | 213 | 193 | 673 | 321 | 352 | 1,003 | 515 | 488 | 126 | 65 | 61 | 432 | 187 | 245 | 1,703 | 991 | 712 |
| CHINGLEPUT ... ... ... | 167 | 86 | 81 | 257 | 156 | 101 | 371 | 238 | 133 | 36 | 26 | 10 | 151 | 94 | 57 | 510 | 264 | 246 |
| NORTH ARCOT ... ... ... | 156 | 88 | 68 | 201 | 128 | 73 | 317 | 196 | 121 | 75 | 34 | 41 | 127 | 59 | 68 | 840 | 511 | 329 |
| CHITTOOR ... ... ... | 88 | 53 | 35 | ... | ... | ... | 89 | 69 | 20 | 23 | 17 | 6 | 41 | 12 | 29 | 108 | 72 | 36 |
| SALEM ... ... ... ... | 1,328 | 709 | 619 | 480 | 254 | 226 | 244 | 155 | 89 | 57,270 | 28,181 | 29,089 | 304 | 147 | 157 | 2,082 | 1,175 | 907 |
| COIMBATORE ... ... ... | 352 | 178 | 174 | 597 | 320 | 277 | 202 | 127 | 75 | 498 | 247 | 251 | 239 | 122 | 117 | 1,579 | 843 | 736 |
| NILGIRIS ... ... ... ... | 12 | 5 | 7 | 17 | 8 | 9 | 16 | 11 | 5 | 13 | 6 | 7 | 24 | 14 | 10 | 293 | 162 | 131 |
| SOUTH ARCOT ... ... ... | 729 | 362 | 367 | 183 | 103 | 80 | 1,358 | 829 | 529 | 75 | 46 | 29 | 289 | 159 | 130 | 565 | 321 | 244 |
| TANJORE ... ... ... ... | 56,790 | 27,371 | 29,419 | 2,004 | 1,022 | 982 | 49,081 | 23,094 | 25,987 | 145 | 82 | 63 | 55,448 | 26,381 | 29,067 | 6,674 | 3,336 | 3,338 |
| TRICHINOPOLY ... ... ... | 1,604 | 719 | 885 | 2,376 | 1,240 | 1,136 | 1,694 | 1,097 | 597 | 367 | 225 | 142 | 1,409 | 634 | 775 | 100,125 | 48,877 | 51,248 |
| MADURA ... ... ... ... | 1,650 | 820 | 830 | 114,023 | 56,429 | 57,594 | 2,093 | 1,175 | 918 | 93 | 56 | 37 | 609 | 285 | 324 | 2,730 | 1,465 | 1,265 |
| RAMNAD ... ... ... ... | 50 | 27 | 23 | 6,627 | 3,439 | 3,188 | 259 | 132 | 127 | ... | ... | ... | 31 | 18 | 13 | 160 | 113 | 47 |
| TINNEVELLY ... ... ... | 373 | 199 | 174 | 5,091 | 2,631 | 2,460 | 565 | 335 | 230 | 97 | 49 | 48 | 228 | 137 | 91 | 1,159 | 677 | 482 |
| MALABAR ... ... ... ... | 115 | 73 | 42 | 370 | 257 | 113 | 286 | 223 | 63 | 74 | 57 | 17 | 123 | 75 | 48 | 735 | 433 | 302 |
| SOUTH CANARA ... ... ... | ... | ... | ... | 1 | ... | 1 | 18 | 18 | ... | 16 | 9 | 7 | 10 | 6 | 4 | 17 | 14 | 3 |
| **(II) Feudatory States** ... | *169* | *79* | *90* | *155* | *86* | *69* | *254* | *211* | *43* | *9* | *7* | *2* | *292* | *140* | *152* | *1,737* | *823* | *914* |
| TRAVANCORE ... ... ... | 14 | 13 | 1 | 58 | 24 | 34 | 54 | 44 | 10 | 1 | 1 | ... | 32 | 23 | 9 | 199 | 166 | 33 |
| COCHIN ... ... ... ... | 11 | 7 | 4 | 22 | 14 | 8 | ... | ... | ... | 8 | 6 | 2 | ... | ... | ... | 1 | 1 | ... |
| PUDUKKOTTAI ... ... ... | 144 | 59 | 85 | 75 | 48 | 27 | 200 | 167 | 33 | ... | ... | ... | 260 | 117 | 143 | 1,537 | 656 | 881 |



This content downloaded from 106.51.163.168 on Wed, 05 Jun 2024 15:15:17 +00:00
All use subject to https://about.jstor.org/terms

# TABLE XI.

## Birth-place. Part II.—Cities—*continued.*

| PROVINCE, STATE OR COUNTRY WHERE BORN. | CITY WHERE ENUMERATED. | | | | | | | | | | | | | | | | | |
|---|---|---|---|---|---|---|---|---|---|---|---|---|---|---|---|---|---|---|
| | BELLARY. | | | CALICUT. | | | COCANADA. | | | COIMBATORE. | | | CONJEEVERAM. | | | CUDDALORE. | | |
| | Persons. | Males. | Females. | Persons. | Males. | Females. | Persons. | Males. | Females. | Persons. | Males. | Females. | Persons. | Males. | Females. | Persons. | Males. | Females. |
| | 2 | 3 | 4 | 5 | 6 | 7 | 8 | 9 | 10 | 11 | 12 | 13 | 14 | 15 | 16 | 17 | 18 | 19 |
| **A-II.—Born in Provinces and States in India beyond Madras.** | *1,038* | *679* | *359* | *1,260* | *994* | *266* | *513* | *387* | *126* | *330* | *193* | *137* | *480* | *248* | *232* | *2,764* | *1,290* | *1,474* |
| *(a)* Adjacent Provinces and States | *1,006* | *660* | *346* | *983* | *752* | *231* | *441* | *330* | *111* | *271* | *165* | *106* | *317* | *167* | *150* | *152* | *110* | *42* |
| (i) British Territory | 301 | 152 | 149 | 543 | 440 | 103 | 264 | 227 | 37 | 117 | 87 | 30 | 126 | 68 | 58 | 80 | 73 | 7 |
| Bengal* | 3 | 2 | 1 | 26 | 24 | 2 | 88 | 69 | 19 | 6 | 3 | 3 | 1 | 1 | ... | 10 | 10 | ... |
| Bombay (including Aden) | 156 | 77 | 79 | 459 | 364 | 95 | 111 | 96 | 15 | 92 | 73 | 19 | 37 | 16 | 21 | 60 | 60 | ... |
| Central Provinces and Berar | 142 | 73 | 69 | 54 | 50 | 4 | 65 | 62 | 3 | 19 | 11 | 8 | 86 | 49 | 37 | 8 | 3 | 5 |
| Coorg | ... | ... | ... | 4 | 2 | 2 | ... | ... | ... | ... | ... | ... | 2 | 2 | ... | ... | ... | 2 |
| (ii) Feudatory States | 705 | 508 | 197 | 440 | 312 | 128 | 177 | 103 | 74 | 154 | 78 | 7 | 191 | 99 | 92 | 72 | 37 | 35 |
| Bombay States | ... | ... | ... | 347 | 265 | 82 | ... | ... | ... | ... | ... | ... | ... | ... | ... | ... | ... | ... |
| Hyderabad | 309 | 219 | 90 | 19 | 9 | 10 | 88 | 53 | 35 | 24 | 16 | 8 | 81 | 41 | 40 | 15 | 5 | 10 |
| Mysore | 396 | 289 | 107 | 74 | 38 | 36 | 89 | 50 | 39 | 130 | 62 | 68 | 110 | 58 | 52 | 57 | 32 | 25 |
| *(b)* Other Provinces and States in India | *27* | *17* | *10* | *216* | *186* | *30* | *57* | *48* | *9* | *18* | *7* | *11* | *85* | *43* | *42* | *41* | *27* | *14* |
| (i) British Territory | 12 | 9 | 3 | 212 | 183 | 29 | 47 | 44 | 3 | 18 | 7 | 11 | 85 | 43 | 42 | 39 | 25 | 14 |
| Burma | 1 | ... | 1 | 9 | 4 | 5 | 18 | 15 | 3 | 5 | ... | 5 | 5 | 3 | 2 | 24 | 11 | 13 |
| United Provinces of Agra and Oudh | 10 | 8 | 2 | 134 | 117 | 17 | 17 | 17 | ... | ... | ... | ... | 80 | 40 | 40 | 13 | 13 | ... |
| Other Provinces | 1 | 1 | ... | 69 | 62 | 7 | 12 | 12 | ... | 13 | 7 | 6 | ... | ... | ... | 2 | 1 | 1 |
| (ii) Feudatory States | 15 | 8 | 7 | 4 | 3 | 1 | 10 | 4 | 6 | ... | ... | ... | ... | ... | ... | 2 | 2 | ... |
| *(c)* French and Portuguese Settlements | *5* | *2* | *3* | *61* | *56* | *5* | *14* | *8* | *6* | *41* | *21* | *20* | *78* | *38* | *40* | *2,571* | *1,153* | *1,418* |
| Pondicherry | 3 | 2 | 1 | 7 | 5 | 2 | 2 | ... | 2 | 39 | 19 | 20 | 78 | 38 | 40 | 2,564 | 1,147 | 1,417 |
| Other French Settlements | 2 | ... | 2 | 5 | 2 | 3 | 12 | 8 | 4 | 2 | 2 | .. | ... | ... | ... | 1 | ... | 1 |
| Portuguese Settlements | ... | ... | ... | 49 | 49 | ... | ... | ... | ... | ... | ... | ... | ... | ... | ... | 6 | 6 | ... |
| *(d)* India Unspecified | ... | ... | ... | ... | ... | ... | *1* | *1* | ... | ... | ... | ... | ... | ... | ... | ... | ... | ... |
| **B.—Born in Countries in Asia beyond India** | *21* | *16* | *5* | *241* | *239* | *2* | *15* | *6* | *9* | *14* | *1* | *13* | *6* | *3* | *3* | *64* | *60* | *4* |
| Ceylon | 4 | 1 | 3 | 3 | 2 | 1 | 10 | 2 | 8 | 4 | ... | 4 | 2 | 1 | 1 | 45 | 42 | 3 |
| Straits Settlements and Malaya | 7 | 6 | 1 | ... | ... | ... | 1 | ... | 1 | 1 | 1 | ... | 4 | 2 | 2 | 5 | 4 | 1 |
| Other Asiatic Countries | 10 | 9 | 1 | 238 | 237 | 1 | 4 | 4 | ... | 9 | ... | 9 | ... | ... | ... | 14 | 14 | ... |
| **C.—Born in Countries in Europe** | *690* | *635* | *55* | *230* | *199* | *31* | *56* | *40* | *16* | *60* | *42* | *18* | *4* | *1* | *3* | *90* | *55* | *35* |
| England and Wales | 648 | 616 | 32 | 149 | 131 | 18 | 48 | 37 | 11 | 29 | 17 | 12 | 1 | 1 | ... | 28 | 22 | 6 |
| Scotland | 34 | 12 | 22 | 7 | 7 | ... | ... | ... | ... | ... | ... | ... | 2 | ... | 2 | 12 | 12 | ... |
| Ireland | 8 | 7 | 1 | 9 | 6 | 3 | ... | ... | ... | 2 | 2 | ... | ... | ... | ... | 7 | 4 | 3 |
| France | ... | ... | ... | 2 | 2 | ... | 3 | 3 | ... | 21 | 21 | ... | 1 | ... | 1 | 36 | 15 | 21 |
| Germany | ... | ... | ... | 14 | 8 | 6 | ... | ... | ... | 2 | ... | 2 | ... | ... | ... | ... | ... | ... |
| Other European Countries | ... | ... | ... | 49 | 45 | 4 | 5 | ... | 5 | 6 | 2 | 4 | ... | ... | ... | 7 | 2 | 5 |
| **D.—Born in Africa** | ... | ... | ... | ... | ... | ... | ... | ... | ... | ... | ... | ... | ... | ... | ... | *8* | *1* | *7* |
| **E.—Born in America** | ... | ... | ... | ... | ... | ... | *1* | ... | *1* | *3* | ... | *3* | ... | ... | ... | *1* | *1* | ... |
| **F.—Born in Australasia** | ... | ... | ... | 1 | ... | *1* | ... | ... | ... | ... | ... | ... | ... | ... | ... | *3* | *3* | ... |

* Old Province.

This content downloaded from 106.51.163.168 on Wed, 05 Jun 2024 15:15:17 +00:00
All use subject to https://about.jstor.org/terms

# TABLE XI.

## Birth-place. Part II.—Cities—*concluded.*

| PROVINCE, STATE OR COUNTRY WHERE BORN. | CITY WHERE ENUMERATED. | | | | | | | | | | | | | | | | | |
|---|---|---|---|---|---|---|---|---|---|---|---|---|---|---|---|---|---|---|
| | KUMBAKÓNAM. | | | MADURA. | | | NEGAPATAM. | | | SALEM. | | | TANJORE. | | | TRICHINOPOLY. | | |
| | Persons. | Males. | Females. | Persons. | Males. | Females. | Persons. | Males. | Females. | Persons. | Males. | Females. | Persons. | Males. | Females. | Persons. | Males. | Females. |
| | 20 | 21 | 22 | 23 | 24 | 25 | 26 | 27 | 28 | 29 | 30 | 31 | 32 | 33 | 34 | 35 | 36 | 37 |
| **A-II.—Born in Provinces and States in India beyond Madras.** | *481* | *269* | *212* | *834* | *613* | *221* | *1,542* | *1,014* | *528* | *191* | *102* | *89* | *379* | *195* | *184* | *1,657* | *970* | *687* |
| *(a)* Adjacent Provinces and States | *232* | *133* | *99* | *640* | *489* | *151* | *475* | *416* | *59* | *154* | *86* | *68* | *277* | *134* | *143* | *1,307* | *766* | *541* |
| (i) British Territory | 59 | 39 | 20 | 418 | 345 | 73 | 351 | 334 | 17 | 39 | 27 | 12 | 98 | 61 | 37 | 358 | 266 | 92 |
| Bengal* | 8 | 4 | 4 | 8 | 1 | 7 | 315 | 308 | 7 | ... | ... | ... | 13 | 3 | 10 | 54 | 30 | 24 |
| Bombay (including Aden) | 45 | 31 | 14 | 407 | 342 | 65 | 24 | 17 | 7 | 30 | 23 | 7 | 77 | 52 | 25 | 228 | 175 | 53 |
| Central Provinces and Berar | 3 | 2 | 1 | 3 | 2 | 1 | 12 | 9 | 3 | 9 | 4 | 5 | 8 | 6 | 2 | 76 | 61 | 15 |
| Coorg | 3 | 2 | 1 | ... | ... | ... | ... | ... | ... | ... | ... | ... | ... | ... | ... | ... | ... | ... |
| (ii) Feudatory States | 173 | 94 | 79 | 222 | 144 | 78 | 124 | 82 | 42 | 115 | 59 | 56 | 179 | 73 | 106 | 949 | 500 | 449 |
| Bombay States | ... | ... | ... | ... | ... | ... | ... | ... | ... | ... | ... | ... | ... | ... | ... | ... | ... | ... |
| Hyderabad (Deccan) | 47 | 30 | 17 | 98 | 76 | 22 | 35 | 25 | 10 | 11 | 6 | 5 | 55 | 19 | 36 | 220 | 120 | 100 |
| Mysore | 126 | 64 | 62 | 124 | 68 | 56 | 89 | 57 | 32 | 104 | 53 | 51 | 124 | 54 | 70 | 729 | 380 | 349 |
| *(b)* Other Provinces and States in India | *48* | *35* | *13* | *75* | *52* | *23* | *81* | *64* | *17* | *12* | *7* | *5* | *29* | *16* | *13* | *152* | *115* | *37* |
| (i) British Territory | 41 | 30 | 11 | 75 | 52 | 23 | 79 | 64 | 15 | 12 | 7 | 5 | 26 | 14 | 12 | 132 | 95 | 37 |
| Burma | 2 | 1 | 1 | 10 | 9 | 1 | 25 | 15 | 10 | 5 | 2 | 3 | 16 | 8 | 8 | 60 | 33 | 27 |
| United Provinces of Agra and Oudh | 7 | 6 | 1 | 18 | .. | 18 | 28 | 25 | 3 | 5 | 4 | 1 | 7 | 4 | 3 | 16 | 16 | . |
| Other Provinces | 32 | 23 | 9 | 47 | 43 | 4 | 26 | 24 | 2 | 2 | 1 | 1 | 3 | 2 | 1 | 56 | 46 | 10 |
| (ii) Feudatory States | 7 | 5 | 2 | ... | ... | ... | 2 | .. | 2 | .. | ... | ... | 3 | 2 | 1 | 20 | 20 | ... |
| *(c)* French and Portuguese Settlements | *201* | *101* | *100* | *119* | *72* | *47* | *986* | *534* | *452* | *25* | *9* | *16* | *73* | *45* | *28* | *196* | *87* | *109* |
| Pondicherry | 124 | 61 | 63 | 65 | 26 | 39 | 500 | 286 | 214 | 25 | 9 | 16 | 46 | 19 | 27 | 156 | 61 | 95 |
| Other French Settlements | 64 | 27 | 37 | 8 | .. | 8 | 430 | 192 | 238 | .. | ... | ... | 10 | 10 | ... | 20 | 6 | 14 |
| Portuguese Settlements | 13 | 13 | ... | 46 | 46 | ... | 56 | 56 | ... | ... | ... | ... | 17 | 16 | 1 | 20 | 20 | ... |
| *(d)* India Unspecified | ... | ... | ... | ... | ... | ... | ... | ... | ... | ... | ... | ... | ... | ... | ... | *2* | *2* | ... |
| **B.—Born in Countries in Asia beyond India** | *19* | *10* | *9* | *83* | *28* | *55* | *212* | *163* | *49* | *4* | *1* | *3* | *46* | *30* | *16* | *127* | *74* | *53* |
| Ceylon | 9 | 5 | 4 | 61 | 20 | 41 | 98 | 68 | 30 | 2 | 1 | 1 | 41 | 25 | 16 | 117 | 70 | 47 |
| Straits Settlements and Malaya | 10 | 5 | 5 | 8 | 2 | 6 | 63 | 45 | 18 | 2 | ... | 2 | 5 | 5 | ... | 8 | 3 | 5 |
| Other Asiatic Countries | ... | ... | ... | 14 | 6 | 8 | 51 | 50 | 1 | .. | ... | ... | ... | ... | ... | 2 | 1 | 1 |
| **C.—Born in Countries in Europe** | *22* | *8* | *14* | *60* | *29* | *31* | *212* | *174* | *38* | *2* | .. | *2* | *29* | *21* | *8* | *208* | *138* | *70* |
| England and Wales | 6 | 2 | 4 | 27 | 17 | 10 | 179 | 141 | 38 | 2 | ... | 2 | 21 | 15 | 6 | 98 | 60 | 38 |
| Scotland | ... | ... | ... | 5 | 2 | 3 | 8 | 8 | ... | ... | ... | ... | 1 | 1 | ... | 4 | 1 | 3 |
| Ireland | ... | ... | ... | 1 | ... | 1 | 8 | 8 | ... | ... | ... | ... | ... | ... | ... | 14 | 10 | 4 |
| France | 13 | 5 | 8 | 18 | 7 | 11 | ... | ... | ... | ... | ... | ... | 3 | 1 | 2 | 44 | 28 | 16 |
| Germany | ... | ... | ... | 2 | 2 | ... | 5 | 5 | ... | ... | ... | ... | 2 | 2 | ... | 5 | 3 | 2 |
| Other European Countries | 3 | 1 | 2 | 7 | 1 | 6 | 12 | 12 | ... | ... | ... | ... | 2 | 2 | ... | 43 | 36 | 7 |
| **D.—Born in Africa** | *4* | *1* | *3* | ... | ... | ... | *9* | *7* | *2* | ... | ... | ... | *17* | *12* | *5* | *9* | *7* | *2* |
| **E.—Born in America** | ... | ... | ... | *14* | *4* | *10* | *2* | *2* | ... | ... | ... | ... | ... | ... | ... | *2* | *2* | ... |
| **F.—Born in Australasia** | ... | ... | ... | ... | ... | ... | *3* | *1* | *2* | 1 | ... | *1* | *2* | *1* | *1* | ... | ... | ... |

* Old Province.



This content downloaded from 106.51.163.168 on Wed, 05 Jun 2024 15:15:17 +00:00
All use subject to https://about.jstor.org/terms

This content downloaded from
106.51.163.168 on Wed, 05 Jun 2024 15:15:17 +00:00
All use subject to https://about.jstor.org/terms

# TABLE XII.

## INFIRMITIES. PART I.—DISTRIBUTION BY AGE. PART II.—DISTRIBUTION BY DISTRICTS AND STATES.

The infirmities recorded at the census were insanity, deaf-mutism, blindness and leprosy.

The table is divided into two parts—Part I shows the distribution of the persons afflicted according to age, and Part II their distribution according to locality.

Some persons were returned as suffering from more than one infirmity. In the table they have been shown under each. This explains why the total "Population afflicted" in columns 2, 3 and 4 does not quite agree with the total of the figures for each separate infirmity. The following is a list of these cases:—

| | Total. | Males. | Females. |
|---|---|---|---|
| Total ... | *379* | *228* | *151* |
| Insane, blind and leper ... ... ... ... ... ... | 1 | 1 | ... |
| Insane and deaf-mute ... ... ... ... ... ... | 175 | 99 | 76 |
| Insane and blind ... ... ... ... ... ... ... | 36 | 19 | 17 |
| Insane and leper ... ... ... ... ... ... ... | 8 | 6 | 2 |
| Deaf-mute and blind ... ... ... ... ... ... | 91 | 56 | 35 |
| Deaf-mute and leper ... ... ... ... ... ... | 19 | 11 | 8 |
| Blind and leper ... ... ... ... ... ... ... | 46 | 35 | 11 |
| Insane, deaf-mute and blind ... ... .. ... ... | 3 | 1 | 2 |



This content downloaded from 106.51.163.168 on Wed, 05 Jun 2024 15:15:17 +00:00
All use subject to https://about.jstor.org/terms

# TABLE XII.

## Infirmities. Part I.—Distribution by age.

| AGE. | POPULATION AFFLICTED. | | | INSANE. | | | DEAF-MUTES. | | | BLIND. | | | LEPERS. | | |
|---|---|---|---|---|---|---|---|---|---|---|---|---|---|---|---|
| | Persons. | Males. | Females. | Persons. | Males. | Females. | Persons. | Males. | Females. | Persons. | Males. | Females. | Persons. | Males. | Females. |
| 1 | 2 | 3 | 4 | 5 | 6 | 7 | 8 | 9 | 10 | 11 | 12 | 13 | 14 | 15 | 16 |
| TOTAL .. | *91,354* | *52,503* | *38,851* | *8,407* | *4,897* | *3,510* | *32,490* | *18,015* | *14,475* | *33,982* | *17,147* | *16,835* | *16,858* | *12,674* | *4,184* |
| 0–1 ... ... ... .. | 121 | 61 | 60 | 2 | 1 | 1 | 18 | 9 | 9 | 98 | 49 | 49 | 4 | 3 | 1 |
| 1–2 ... ... ... ... | 145 | 69 | 76 | 6 | ... | 6 | 30 | 15 | 15 | 108 | 54 | 54 | 2 | ... | 2 |
| 2–3 ... ... ... .. | 372 | 199 | 173 | 8 | 2 | 6 | 152 | 74 | 78 | 200 | 116 | 84 | 12 | 7 | 5 |
| 3–4 ... ... ... ... | 729 | 404 | 325 | 25 | 15 | 10 | 434 | 229 | 205 | 265 | 154 | 111 | 7 | 7 | ... |
| 4–5 ... ... ... .. | 1,020 | 574 | 446 | 34 | 21 | 13 | 716 | 406 | 310 | 267 | 142 | 125 | 8 | 7 | 1 |
| TOTAL 0–5 .. | *2,387* | *1,307* | *1,080* | *75* | *39* | *36* | *1,350* | *733* | *617* | *938* | *515* | *423* | *33* | *24* | *9* |
| 5–10 ... ... ... .. | 6,769 | 3,865 | 2,904 | 377 | 210 | 167 | 4,656 | 2,633 | 2,023 | 1,631 | 945 | 686 | 150 | 100 | 50 |
| 10–15 ... ... ... .. | 8,219 | 4,668 | 3,551 | 650 | 353 | 297 | 5,274 | 2,940 | 2,334 | 1,928 | 1,146 | 782 | 422 | 262 | 160 |
| 15–20 ... ... ... .. | 7,516 | 4,226 | 3,290 | 686 | 376 | 310 | 4,210 | 2,358 | 1,852 | 1,858 | 1,022 | 836 | 810 | 498 | 312 |
| 20–25 ... ... ... ... | 7,914 | 4,394 | 3,520 | 873 | 505 | 368 | 3,881 | 2,116 | 1,765 | 2,075 | 1,061 | 1,014 | 1,132 | 735 | 397 |
| 25–30 ... ... ... .. | 7,203 | 4,325 | 2,878 | 873 | 526 | 347 | 3,028 | 1,693 | 1,335 | 1,963 | 1,097 | 866 | 1,367 | 1,023 | 344 |
| 30–35 ... ... ... ... | 7,864 | 4,694 | 3,170 | 1,023 | 652 | 371 | 2,779 | 1,510 | 1,269 | 2,171 | 1,094 | 1,077 | 1,914 | 1,454 | 460 |
| 35–40 ... ... ... ... | 6,080 | 3,862 | 2,218 | 824 | 515 | 309 | 1,762 | 1,016 | 746 | 1,726 | 944 | 782 | 1,787 | 1,400 | 387 |
| 40–45 ... ... ... . | 8,305 | 5,051 | 3,254 | 945 | 524 | 421 | 2,067 | 1,106 | 961 | 2,711 | 1,384 | 1,327 | 2,607 | 2,060 | 547 |
| 45–50 ... ... ... ... | 5,274 | 3,418 | 1,856 | 574 | 355 | 219 | 1,036 | 611 | 425 | 1,871 | 1,014 | 857 | 1,810 | 1,447 | 363 |
| 50–55 ... ... ... ... | 6,743 | 3,926 | 2,817 | 635 | 346 | 289 | 1,044 | 572 | 472 | 3,079 | 1,487 | 1,592 | 2,010 | 1,539 | 471 |
| 55–60 ... ... ... ... | 3,421 | 2,018 | 1,403 | 294 | 167 | 127 | 437 | 227 | 210 | 1,736 | 872 | 864 | 963 | 760 | 203 |
| 60–65 ... .. ... | 5,622 | 2,827 | 2,795 | 334 | 193 | 141 | 545 | 304 | 241 | 3,682 | 1,541 | 2,141 | 1,075 | 796 | 279 |
| 65–70 ... ... ... ... | 2,045 | 1,052 | 993 | 90 | 56 | 34 | 161 | 64 | 97 | 1,476 | 689 | 787 | 321 | 245 | 76 |
| 70 and over ... ... ... | 5,992 | 2,870 | 3,122 | 154 | 80 | 74 | 260 | 132 | 128 | 5,137 | 2,336 | 2,801 | 457 | 331 | 126 |



This content downloaded from 106.51.163.168 on Wed, 05 Jun 2024 15:15:17 +00:00
All use subject to https://about.jstor.org/terms

# TABLE XII.

## Infirmities. Part II.—Distribution by Districts and States.

| DISTRICT OR STATE. | POPULATION AFFLICTED. | | | INSANE. | | | DEAF-MUTES. | | | BLIND. | | | LEPERS. | | |
|---|---|---|---|---|---|---|---|---|---|---|---|---|---|---|---|
| | Persons. | Males. | Females. | Persons. | Males. | Females. | Persons. | Males. | Females. | Persons. | Males. | Females. | Persons. | Males. | Females. |
| 1 | 2 | 3 | 4 | 5 | 6 | 7 | 8 | 9 | 10 | 11 | 12 | 13 | 14 | 15 | 16 |
| **MADRAS** ... ... | ***91,354*** | ***52,503*** | ***38,851*** | ***8,407*** | ***4,897*** | ***3,510*** | ***32,490*** | ***18,015*** | ***14,475*** | ***33,982*** | ***17,147*** | ***16,835*** | ***16,858*** | ***12,674*** | ***4,184*** |
| **(1) British Territory** ... | ***90,244*** | ***51,883*** | ***38,361*** | ***8,309*** | ***4,833*** | ***3,476*** | ***32,053*** | ***17,778*** | ***14,275*** | ***33,595*** | ***16,972*** | ***16,623*** | ***16,663*** | ***12,526*** | ***4,137*** |
| 1. GANJÁM ... ... ... | 5,223 | 3,006 | 2,217 | 249 | 161 | 88 | 1,526 | 781 | 745 | 2,080 | 1,039 | 1,041 | 1,397 | 1,040 | 357 |
| 2. AGENCY, GANJÁM ... ... | 321 | 180 | 141 | 23 | 12 | 11 | 71 | 39 | 32 | 150 | 82 | 68 | 80 | 49 | 31 |
| 3. VIZAGAPATAM ... ... .. | 4,340 | 2,399 | 1,941 | 428 | 220 | 208 | 1,621 | 911 | 710 | 1,395 | 624 | 771 | 919 | 660 | 259 |
| 4. AGENCY, VIZAGAPATAM ... | 1,922 | 1,088 | 834 | 130 | 77 | 53 | 553 | 301 | 252 | 752 | 360 | 392 | 489 | 351 | 138 |
| 5. GÓDÁVARI ... ... ... | 2,970 | 1,864 | 1,106 | 356 | 206 | 150 | 903 | 513 | 390 | 825 | 442 | 383 | 910 | 715 | 195 |
| 6. AGENCY, GÓDÁVARI ... ... | 333 | 187 | 146 | 33 | 19 | 14 | 111 | 61 | 50 | 114 | 60 | 54 | 79 | 48 | 31 |
| 7. KISTNA ... ... ... ... | 3,774 | 2,255 | 1,519 | 506 | 286 | 220 | 1,424 | 822 | 602 | 1,157 | 619 | 538 | 717 | 549 | 168 |
| 8. GUNTÚR ... ... ... ... | 3,292 | 1,957 | 1,335 | 411 | 245 | 166 | 1,428 | 824 | 604 | 976 | 520 | 456 | 509 | 391 | 118 |
| 9. NELLORE ... ... ... | 2,439 | 1,398 | 1,041 | 185 | 114 | 71 | 1,228 | 714 | 514 | 789 | 385 | 404 | 252 | 191 | 61 |
| 10. CUDDAPAH ... ... ... | 1,657 | 949 | 708 | 164 | 109 | 55 | 797 | 433 | 364 | 603 | 340 | 263 | 96 | 69 | 27 |
| 11. KURNOOL ... ... ... | 1,721 | 982 | 739 | 135 | 82 | 53 | 707 | 392 | 315 | 727 | 397 | 330 | 167 | 120 | 47 |
| 12. BELLARY ... ... ... | 1,690 | 1,007 | 683 | 191 | 110 | 81 | 604 | 369 | 235 | 722 | 396 | 326 | 177 | 134 | 43 |
| 13. ANANTAPUR ... ... ... | 1,976 | 1,154 | 822 | 194 | 119 | 75 | 819 | 450 | 369 | 906 | 553 | 353 | 61 | 34 | 27 |
| 14. MADRAS ... ... ... | 1,267 | 867 | 400 | 625 | 452 | 173 | 197 | 129 | 68 | 175 | 87 | 88 | 272 | 200 | 72 |
| 15. CHINGLEPUT ... ... ... | 3,389 | 2,083 | 1,306 | 192 | 113 | 79 | 1,370 | 802 | 568 | 964 | 487 | 477 | 875 | 687 | 188 |
| 16. CHITTOOR ... ... ... | 2,473 | 1,456 | 1,017 | 188 | 111 | 77 | 1,072 | 610 | 462 | 778 | 428 | 350 | 441 | 313 | 128 |
| 17. NORTH ARCOT ... ... | 5,497 | 3,247 | 2,250 | 393 | 221 | 172 | 1,760 | 1,009 | 751 | 1,925 | 937 | 988 | 1,442 | 1,094 | 348 |
| 18. SALEM ... ... ... | 2,939 | 1,625 | 1,314 | 233 | 120 | 113 | 1,227 | 665 | 562 | 1,157 | 593 | 564 | 335 | 254 | 81 |
| 19. COIMBATORE ... ... ... | 3,920 | 1,978 | 1,942 | 277 | 128 | 149 | 1,797 | 1,000 | 797 | 1,628 | 726 | 902 | 224 | 127 | 97 |
| 20. SOUTH ARCOT ... ... | 5,897 | 3,550 | 2,347 | 290 | 152 | 138 | 1,992 | 1,034 | 958 | 1,962 | 964 | 998 | 1,761 | 1,405 | 356 |
| 21. TANJORE ... ... ... | 4,780 | 2,854 | 1,926 | 354 | 197 | 157 | 1,998 | 1,137 | 861 | 1,360 | 695 | 665 | 1,079 | 834 | 245 |
| 22. TRICHINOPOLY ... ... | 4,548 | 2,511 | 2,037 | 384 | 214 | 170 | 1,918 | 1,035 | 883 | 1,592 | 764 | 828 | 670 | 509 | 161 |
| 23. MADURA ... ... ... | 4,309 | 2,381 | 1,928 | 306 | 182 | 124 | 1,509 | 840 | 669 | 1,859 | 871 | 988 | 655 | 500 | 155 |
| 24. RÁMNÁD ... ... ... | 4,322 | 2,391 | 1,931 | 303 | 182 | 121 | 1,486 | 791 | 695 | 1,959 | 989 | 970 | 587 | 437 | 150 |
| 25. TINNEVELLY ... ... ... | 4,654 | 2,623 | 2,031 | 458 | 262 | 196 | 1,399 | 739 | 660 | 2,151 | 1,116 | 1,035 | 664 | 518 | 146 |
| 26. NILGIRIS ... ... ... | 179 | 94 | 85 | 20 | 10 | 10 | 83 | 38 | 45 | 63 | 36 | 27 | 13 | 10 | 3 |
| 27. MALABAR ... ... ... | 8,100 | 4,501 | 3,599 | 1,059 | 594 | 465 | 1,842 | 1,004 | 838 | 3,975 | 2,041 | 1,934 | 1,256 | 878 | 378 |
| 28. ANJENGO ... ... ... | 16 | 8 | 8 | 7 | 4 | 3 | 3 | ... | 3 | 4 | 2 | 2 | 2 | 2 | ... |
| 29. SOUTH CANARA ... ... | 2,296 | 1,288 | 1,008 | 215 | 131 | 84 | 608 | 335 | 273 | 947 | 419 | 528 | 534 | 407 | 127 |
| **(2) Feudatory States** ... | ***1,110*** | ***620*** | ***490*** | ***98*** | ***64*** | ***34*** | ***437*** | ***237*** | ***200*** | ***387*** | ***175*** | ***212*** | ***195*** | ***148*** | ***47*** |
| 30. PUDUKÓTTAI ... ... ... | 985 | 544 | 441 | 81 | 50 | 31 | 390 | 208 | 182 | 339 | 148 | 191 | 181 | 141 | 40 |
| 31. BANGANAPALLE ... ... | 96 | 56 | 40 | 12 | 9 | 3 | 40 | 25 | 15 | 35 | 19 | 16 | 10 | 4 | 6 |
| 32. SANDÚR ... ... ... | 29 | 20 | 9 | 5 | 5 | ... | 7 | 4 | 3 | 13 | 8 | 5 | 4 | 3 | 1 |



This content downloaded from 106.51.163.168 on Wed, 05 Jun 2024 15:15:17 +00:00
All use subject to https://about.jstor.org/terms



This content downloaded from
106.51.163.168 on Wed, 05 Jun 2024 15:15:17 +00:00
All use subject to https://about.jstor.org/terms

# TABLE XII-A.

## INFIRMITIES BY SELECTED CASTES TRIBES AND RACES.

In 1901 this table, though an optional one, was prepared for *all* castes in the Presidency. It has now been restricted to 27 castes representing 44 per cent. of the Hindu and Animistic population, and to the entire Musalman and Anglo-Indian and Indian Christian communities.

Persons suffering from more than one infirmity (see title page of Table XII) have been counted separately for each infirmity.



This content downloaded from
106.51.163.168 on Wed, 05 Jun 2024 15:15:17 +00:00
All use subject to https://about.jstor.org/terms

# TABLE XII-A.

## Infirmities by selected castes, tribes and races.

| CASTE, TRIBE OR RACE. | POPULATION DEALT WITH. | | | INSANE. | | | DEAF-MUTES. | | | BLIND. | | | LEPERS. | | |
|---|---|---|---|---|---|---|---|---|---|---|---|---|---|---|---|
| | Persons. | Males. | Females. | Persons. | Males. | Females. | Persons. | Males. | Females. | Persons. | Males. | Females. | Persons. | Males. | Females. |
| 1 | 2 | 3 | 4 | 5 | 6 | 7 | 8 | 9 | 10 | 11 | 12 | 13 | 14 | 15 | 16 |
| **Hindu.** | | | | | | | | | | | | | | | |
| 1. Bráhman, Tamil | 480,063 | 238,594 | 241,469 | 133 | 96 | 37 | 346 | 187 | 159 | 461 | 214 | 247 | 202 | 150 | 52 |
| 2. Bráhman, Telugu | 460,819 | 229,290 | 231,529 | 145 | 112 | 33 | 409 | 237 | 172 | 302 | 156 | 146 | 90 | 64 | 26 |
| 3. Bráhman, Malayálam | 19,358 | 10,551 | 8,807 | 29 | 22 | 7 | 12 | 5 | 7 | 35 | 21 | 14 | 5 | 4 | 1 |
| 4. Bráhman, Canarese | 93,726 | 45,842 | 47,884 | 42 | 29 | 13 | 41 | 20 | 21 | 88 | 43 | 45 | 76 | 70 | 6 |
| 5. Bráhman, Oriyá | 143,655 | 69,820 | 73,835 | 5 | 2 | 3 | 29 | 2 | 27 | 26 | 1 | 25 | 30 | 26 | 4 |
| 6. Bráhman, Others | 112,739 | 56,168 | 56,571 | 62 | 47 | 15 | 69 | 50 | 19 | 152 | 67 | 85 | 114 | 78 | 36 |
| 7. Chernman | 255,395 | 121,567 | 133,828 | 26 | 14 | 12 | 116 | 54 | 62 | 521 | 267 | 254 | 198 | 125 | 73 |
| 8. Chetti | 350,251 | 171,058 | 179,193 | 67 | 39 | 28 | 163 | 75 | 88 | 162 | 93 | 69 | 70 | 56 | 14 |
| 9. Gaudo | 122,214 | 58,028 | 64,186 | 12 | 4 | 8 | 46 | 24 | 22 | 107 | 58 | 49 | 75 | 71 | 4 |
| 10. Holeya | 136,109 | 61,164 | 74,945 | 8 | 5 | 3 | 64 | 36 | 28 | 108 | 46 | 62 | 57 | 35 | 22 |
| 11. Idaiyan | 734,771 | 360,155 | 374,616 | 225 | 148 | 77 | 998 | 570 | 428 | 934 | 453 | 481 | 507 | 381 | 126 |
| 12. Kamma | 1,126,095 | 564,432 | 561,663 | 158 | 98 | 60 | 810 | 471 | 339 | 662 | 363 | 299 | 148 | 117 | 31 |
| 13. Kammálan | 667,161 | 327,366 | 339,795 | 113 | 68 | 45 | 487 | 287 | 200 | 512 | 275 | 237 | 182 | 139 | 43 |
| 14. Kamsala | 295,583 | 146,482 | 149,101 | 66 | 41 | 25 | 224 | 120 | 104 | 197 | 114 | 83 | 110 | 65 | 45 |
| 15. Kápu | 2,678,925 | 1,329,624 | 1,349,301 | 376 | 213 | 163 | 1,669 | 948 | 721 | 1,407 | 696 | 711 | 564 | 406 | 158 |
| 16. Khond | 354,940 | 176,504 | 178,436 | 23 | 15 | 8 | 103 | 66 | 37 | 152 | 96 | 56 | 110 | 76 | 34 |
| 17. Kómati | 498,295 | 250,043 | 248,252 | 127 | 92 | 35 | 362 | 230 | 132 | 428 | 260 | 168 | 169 | 129 | 40 |
| 18. Kuruba | 231,819 | 119,078 | 112,741 | 36 | 21 | 15 | 133 | 63 | 70 | 171 | 92 | 79 | 22 | 14 | 8 |
| 19. Kurumban | 144,095 | 72,216 | 71,879 | 14 | 4 | 10 | 125 | 71 | 54 | 124 | 51 | 73 | 10 | 6 | 4 |
| 20. Mádiga | 807,986 | 406,089 | 401,897 | 163 | 80 | 83 | 672 | 361 | 311 | 689 | 349 | 340 | 337 | 245 | 92 |
| 21. Mála | 1,511,312 | 747,652 | 763,660 | 305 | 130 | 175 | 1,046 | 575 | 471 | 944 | 495 | 449 | 723 | 565 | 158 |
| 22. Náyar | 412,102 | 198,196 | 213,906 | 134 | 75 | 59 | 298 | 156 | 142 | 595 | 268 | 327 | 157 | 108 | 49 |
| 23. Pallan | 866,132 | 414,945 | 451,187 | 138 | 61 | 77 | 638 | 320 | 318 | 847 | 382 | 465 | 330 | 254 | 76 |
| 24. Paraiyan | 2,363,803 | 1,153,356 | 1,210,447 | 338 | 167 | 171 | 1,679 | 919 | 760 | 1,885 | 928 | 957 | 1,180 | 889 | 291 |
| 25. Tíyan | 639,832 | 316,012 | 323,820 | 196 | 108 | 88 | 369 | 210 | 159 | 646 | 319 | 327 | 230 | 164 | 66 |
| 26. Velama | 487,297 | 241,245 | 246,052 | 63 | 32 | 31 | 296 | 162 | 134 | 213 | 106 | 107 | 107 | 86 | 21 |
| 27. Vellála | 2,535,791 | 1,248,052 | 1,287,739 | 362 | 216 | 146 | 2,002 | 1,128 | 874 | 1,815 | 856 | 959 | 817 | 619 | 198 |
| 28. Musalman | 2,764,467 | 1,362,616 | 1,401,851 | 948 | 585 | 363 | 1,918 | 1,116 | 802 | 2,203 | 1,178 | 1,025 | 959 | 778 | 180 |
| **Christian.** | | | | | | | | | | | | | | | |
| 29. Anglo-Indian | 26,023 | 12,651 | 13,372 | 108 | 52 | 56 | 12 | 7 | 5 | 8 | 2 | 6 | 17 | 11 | 6 |
| 30. Indian | 1,167,595 | 573,438 | 594,157 | 305 | 159 | 146 | 954 | 513 | 441 | 1,144 | 595 | 549 | 774 | 569 | 205 |

This content downloaded from 106.51.163.168 on Wed, 05 Jun 2024 15:15:17 +00:00
All use subject to https://about.jstor.org/terms

# TABLE XIII.

## PART I.—CASTE, TRIBE, RACE OR NATIONALITY.

This table is divided into two parts: Part I shows in alphabetical order every caste, tribe or race returned in the Presidency, and the total number of males and females belonging to each.

Part II, in which Hindu castes are further arranged by linguistic divisions, shows the districts in which the principal castes, tribes or race are chiefly found. Figures are given here only for those contributing more than one per mille to the Presidency population, and under each such caste, tribe or race, a district is shown only when it contributes more than one per mille to the district population.

The principles followed in 1901 (see caste glossary appended to Chapter VIII of the report on that census) in the clubbing of castes were followed also on the present occasion, with the following exceptions:—

(1) *Kálingi and Kalinji*, two separate castes, were clubbed together in 1901. The figures for them have now been separated.

(2) The following castes, which were not treated as distinct castes in 1901, have now been treated as main castes:—

| | | |
|---|---|---|
| Alayan. | Haroboleya. | Ramban. |
| Avittan. | Kachi. | Sakan. |
| Belasáli. | Parel. | Samban. |
| Daman. | Pattel. | Tudia. |
| Gherva. | Punjábi. | Váram. |

This content downloaded from
106.51.163.168 on Wed, 05 Jun 2024 15:15:17 +00:00
All use subject to https://about.jstor.org/terms

# TABLE XIII.

## Part I.—Caste, tribe, race or nationality.

(The letter 'H' denotes Hindu and 'A', Animistic.)

| Caste. | Males. | Females. |
|---|---|---|
| 1 | 2 | 3 |
| **Grand Total** | *20,606,008* | *21,264,152* |
| **A** | | |
| African | 6 | ... |
| Agamudaiyan | 167,793 | 181,960 |
| Agaru | 460 | 527 |
| Agarwála | 5 | 7 |
| Agasa | 8,017 | 8,611 |
| Aiyarakam | 7,707 | 8,980 |
| Alavan | 701 | 705 |
| Alayan | 1 | 1 |
| Alia | 10,365 | 11,814 |
| Ambalakáran | 90,326 | 94,851 |
| Ambalavási | 9,759 | 10,459 |
| Ambattan | 105,199 | 107,851 |
| American | 134 | 98 |
| Anappan | 7,882 | 7,795 |
| Ándi | 39,815 | 42,308 |
| Ándúran | 4,810 | 5,084 |
| Anglo-Indian | 12,651 | 13,372 |
| Arab | 2,780 | 2,733 |
| Arakala | 375 | 403 |
| Aranádan | 94 | 88 |
| Arasu | 143 | 118 |
| Arayan | 2,739 | 2,685 |
| Armenian | 26 | 8 |
| Aruva | 3,740 | 5,015 |
| Ashtalóhi | 85 | 107 |
| Australian | 18 | 10 |
| Austrian | 6 | 3 |
| Avittan | 15 | 76 |
| **B** | | |
| Badaga H. | 18,892 | 19,279 |
| Badaga A. | 6 | 3 |
| Badhóyi | 9,460 | 9,156 |
| Bagata H. | 12,709 | 13,835 |
| Bagata A. | 3,396 | 3,081 |
| Bairági | 1,909 | 1,752 |
| Balija | (a)514,770 | 526,477 |
| Ballála | 167 | 165 |
| Banajiga | 5,767 | 5,873 |
| Banda | 1,282 | 1,099 |
| Baniya | 1,769 | 1,897 |
| Bant | 61,364 | 64,932 |
| Bávuri | 29,386 | 37,874 |
| Bédaru | 24,783 | 25,110 |
| Belgian | 16 | 8 |
| Belasáli | 3 | 3 |
| Bellara | 33 | 158 |
| Bengáli | 42 | 12 |
| Benia | 1,491 | 2,031 |
| Bépári | 303 | 326 |
| Bestha | 23,901 | 23,775 |
| Bhandári | 560 | 391 |
| Bhatrázu | 12,066 | 13,071 |
| Bhátia | 50 | 41 |
| Bháyipuo | 244 | 410 |
| Bhondári | 10,811 | 11,551 |
| Bhúmia H. | 10,773 | 10,415 |
| Bhúmia A. | 319 | 384 |
| Billáva | 75,032 | 82,039 |
| Bingi | 33 | 3 |
| Boda | 1,899 | 3,789 |
| Bógam | 11,707 | 15,800 |
| Bohemian | 1 | 7 |
| Boishnobo | 647 | 447 |
| Bolási | 4,765 | 5,539 |
| Bondhia | 224 | 284 |
| Bondili | 4,952 | 4,819 |
| Bonka | 839 | 917 |
| Bóra | 128 | 54 |
| Bosántiya | 1,013 | 1,454 |

| Caste. | Males. | Females. |
|---|---|---|
| 1 | 2 | 3 |
| **B—cont.** | | |
| Bottada H. | 30,943 | 31,137 |
| Bottada A. | 16 | 5 |
| Bóya H. | 216,714 | 209,115 |
| Bóya A. | 18 | 15 |
| Bráhman (Canarese) | 45,842 | 47,884 |
| Bráhman (Malayalam) (b) | 10,551 | 8,607 |
| Bráhman (Oriyá) | 69,820 | 73,835 |
| Bráhman (Tamil) | 238,594 | 241,469 |
| Bráhman (Telugu) | 229,290 | 231,529 |
| Bráhman (Others) | 56,168 | 56,571 |
| Bráhmo | 219 | 155 |
| British | 1 | 1 |
| Buddhist | 372 | 254 |
| Burubudukala | 903 | 1,097 |
| Burmese (c) | 3 | 6 |
| **C** | | |
| Canadian | 38 | 36 |
| Chakkan | 18,056 | 18,745 |
| Chakkiliyan | 261,421 | 265,030 |
| Cháliyan | 15,637 | 15,687 |
| Chamár | 438 | 272 |
| Chandála | 918 | 830 |
| Chaptégára | 809 | 843 |
| Cháródi | 452 | 623 |
| Chembótti | 138 | 216 |
| Chenchu H. | 3,011 | 2,933 |
| Chenchu A. | 757 | 748 |
| Cheruman | 121,557 | 133,828 |
| Chetti | 171,058 | 179,193 |
| Chinda | 358 | 264 |
| Chinese (d) | 59 | 5 |
| Chuddiya | 935 | 1,168 |
| Chuváno | 4 | 5 |
| **D** | | |
| Dákni | 19 | 18 |
| Daman | ... | 7 |
| Dammula | 640 | 610 |
| Dandási H. | 20,741 | 24,524 |
| Dandási A. | 4 | 5 |
| Dano | 16 | 25 |
| Dásari | 16,020 | 17,418 |
| Dási | 1,091 | 3,290 |
| Dévadiga | 11,816 | 13,805 |
| Dévanga | 142,072 | 143,832 |
| Dhakkado | 1,052 | 1,594 |
| Dhér | 12 | 3 |
| Dhóbi | 16,065 | 17,200 |
| Dhúliya | 951 | 488 |
| Doluva | 8,386 | 8,713 |
| Dombó H. | 30,191 | 30,478 |
| Dombó A. | 1,179 | 1,128 |
| Dommara H. | 8,820 | 8,763 |
| Dommara A. | 52 | 79 |
| Dúdékula (e) | 36,076 | 35,536 |
| Dutch | 152 | 34 |
| **E** | | |
| Elayad | 214 | 233 |
| English | 5,722 | 3,016 |
| Eruman | 2,281 | 2,613 |
| European | 1,472 | 1,481 |
| **F** | | |
| French | 204 | 146 |
| **G** | | |
| Gábit | 143 | ... |
| Gadába H. | 21,622 | 20,768 |
| Gadába A. | 1,389 | 1,336 |
| Gamalla | 76,517 | 77,141 |
| Gándla | 17,809 | 18,177 |
| Gániga | 8,694 | 8,890 |

| Caste. | Males. | Females. |
|---|---|---|
| 1 | 2 | 3 |
| **G—cont.** | | |
| Gatti | 1,082 | 1,150 |
| Gauda | 23,120 | 22,479 |
| Gaudo H. | 58,006 | 64,186 |
| Gaudo A. | 22 | ... |
| Gauli | 136 | 144 |
| Gavara | 29,076 | 31,439 |
| Gayinta | 801 | 864 |
| German | 358 | 187 |
| Gherva | 9 | 3 |
| Ghontora H. | 708 | 485 |
| Ghontora A. | 22 | 30 |
| Gódári | 1,549 | 697 |
| Godiya | 5,017 | 5,587 |
| Gókha | 41 | 79 |
| Golla | 445,827 | 458,365 |
| Gond H. | 13,308 | 11,192 |
| Gond A. | 503 | 533 |
| Gósáyi | 150 | 149 |
| Greek | 5 | 1 |
| Gúdala | 2,182 | 2,260 |
| Gudigára | 227 | 203 |
| Gujaráti | 221 | 203 |
| Guni | 735 | 788 |
| **H** | | |
| Haddi H. | 13,830 | 14,206 |
| Haddi A. | 45 | 21 |
| Halépaik | 2,770 | 3,332 |
| Hasala | 249 | 219 |
| Heggade | 1,603 | 1,849 |
| Holeya | 61,164 | 74,945 |
| Haroboleya | 147 | 138 |
| **I** | | |
| Idaiyan | (f)360,155 | (h)374,616 |
| Ídiga | 126,756 | 134,479 |
| Ilamagan | 3,114 | 4,046 |
| Íluvan | 57,495 | 63,643 |
| Indian Christian | (g)573,438 | (h)594,157 |
| Índra | 26,535 | 30,239 |
| Irish | 285 | 372 |
| Irula H. | 47,349 | 47,929 |
| Irula A. | 2,746 | 2,636 |
| Italian | 43 | 20 |
| Íte | 87 | 70 |
| **J** | | |
| Jaggali H. | 1,497 | 2,749 |
| Jaggali A. | 17 | 17 |
| Jain | 14,166 | 12,839 |
| Jálári | 11,170 | 12,390 |
| Janappan | 19,842 | 22,865 |
| Jangam | 54,059 | 56,032 |
| Japanese (i) | ... | 1 |
| Játápu H. | 30,460 | 32,148 |
| Játápu A. | 14,492 | 15,420 |
| Jetti | 405 | 217 |
| Jew | 30 | 32 |
| Jógi H. | 9,191 | 9,034 |
| Jógi A. | 32 | 40 |
| Jónagan | 3,568 | 5,212 |
| **K** | | |
| Kabbéra | 9,690 | 10,411 |
| Kachi | 1 | ... |
| Kádan | 309 | 392 |
| Kádu-Konkani | 20 | 16 |
| Kaduppattan | 9,703 | 10,268 |
| Kahar | 42 | 49 |
| Kaikólan | 179,467 | 188,880 |
| Kalingi | 39,978 | 43,464 |
| Kalinji | 22,809 | 28,749 |
| Kallan | 268,756 | 276,471 |

(a) Includes one Atheist. (b) Includes Embrándris (M. 1,563, F. 957); Nambúdris (M. 5,933, F. 5,726) and Pattars (M. 1,609, F. 1,003).
(c) All Buddhists. (d) Buddhists 37 (M. 32, F. 5); Confucians 21 (all males); Christians 6 (all males).
(e) Of these 277 persons (90 males and 187 females) have returned themselves as Hindus. (f) Includes one Atheist.
(g) Includes five Atheists. (h) Includes three Atheist. (i) Christian.

This content downloaded from 106.51.163.168 on Wed, 05 Jun 2024 15:15:17 +00:00
All use subject to https://about.jstor.org/terms

# TABLE XIII.

## Part I.—Caste, tribe, race or nationality—*continued.*

(The letter 'H' denotes Hindu and 'A', Animistic.)

| Caste. | Males. | Females. |
|---|---|---|
| 1 | 2 | 3 |
| **K—cont.** | | |
| Kamma | 564,432 | 561,663 |
| Kammálan (Malayálam) | 52,673 | 55,283 |
| Kammálan (Tamil) | 274,693 | 284,512 |
| Kamsala | 146,482 | 149,101 |
| Kamunchia | 46 | 41 |
| Kanakkan | 31,640 | 31,720 |
| Kanisan | 7,480 | 8,203 |
| Kániyan | 512 | 562 |
| Kannadiyan | 14,556 | 13,819 |
| Káppiliyan | 19,123 | 19,370 |
| Kápu (H.) | 1,326,054 | 1,316,485 |
| Kápu (A.) | 3,570 | 2,806 |
| Karaiyán | 2,312 | 2,253 |
| Karimpálan | 1,362 | 1,536 |
| Karnacattu | 4,926 | 4,551 |
| Karnam | 23,499 | 23,023 |
| Karumpurattán | 5,256 | 6,864 |
| Katasan | 619 | 696 |
| Katike | 694 | 542 |
| Kátlu-Mahráti | 526 | 332 |
| Káttu-Náyakkan | 1,311 | 1,164 |
| Kavandan | 5,059 | 5,252 |
| Kávutiyan | 3,240 | 3,125 |
| Káyasth | 179 | 138 |
| Kóla | 54 | 237 |
| Kelasi | 3,631 | 3,682 |
| Kevuto | 15,034 | 19,413 |
| Khárvi | 2,701 | 2,283 |
| Khatri | 5 | |
| Khódura | 1,896 | 1,876 |
| Khoira | 353 | 612 |
| Khója | 19 | 7 |
| Khond (H.) | 43,215 | 45,103 |
| Khond (A.) | 133,289 | 133,273 |
| Kíchakára | 17 | 11 |
| Killekyáta | 675 | 644 |
| Kodagu | 3 | 1 |
| Koláta | 690 | 758 |
| Kólayán | 10,507 | 11,444 |
| Kóli | 750 | 455 |
| Kóliyan | 551 | 530 |
| Kómáti | 250,013 | 248,252 |
| Konda Dora (H.) | 37,139 | 38,508 |
| Konda Dora (A.) | 7,793 | 6,355 |
| Kondra | 3,758 | 4,785 |
| Kongan | 733 | 809 |
| Konkani | 824 | 866 |
| Konsari | 873 | 1,324 |
| Koraga | 2,006 | 2,385 |
| Kóshti | 40 | 41 |
| Kóta | 547 | 616 |
| Kótári | 723 | 774 |
| Kótegára | 5,713 | 5,900 |
| Kottiya (H.) | 6,025 | 5,667 |
| Kottiya (A.) | 4,013 | 4,090 |
| Kóyi (H.) | 26,157 | 26,598 |
| Kóyi (A.) | 13,150 | 13,508 |
| Kshatriya | 80,372 | 78,149 |
| Kudiya | 2,053 | 2,007 |
| Kudub | 5,183 | 5,183 |
| Kudumo | 11,300 | 11,472 |
| Kukkundi | 31 | 4 |
| Kuluvan | 229 | 244 |
| Kumbára | 19,495 | 19,812 |
| Kumbháro | 8,585 | 9,538 |
| Kummara | 68,320 | 65,740 |
| Kunbi | 12 | 6 |
| Kunnavan | 2,127 | 2,224 |
| Kuravan (H.) | 53,563 | 55,954 |
| Kuravan (A.) | 85 | 82 |
| Kuric'olian | 4,017 | 4,805 |
| Kurni | 7,956 | 838 |
| Kuruba | 119,078 | 112,741 |
| Kuruman | 5,180 | 4,502 |
| Kurumban (H.) | 71,860 | 71,546 |
| Kurumban (A.) | 356 | 333 |
| Kusavan | 75,222 | 77,905 |
| Kúttádi | 2,035 | 2,140 |
| **L** | | |
| Labbai | 194,023 | 216,780 |
| Lambádi (H.) | 23,449 | 22,541 |
| Lambádi (A.) | 1,793 | 1,635 |
| Lingáyat | 66,375 | 68,217 |
| Ló ti | 36 | 8 |
| Lohána | 31 | 27 |
| Lohára (H.) | 3,770 | 4,217 |
| Lohára (A.) | 18 | 33 |
| Loniya | 74 | 83 |
| **M** | | |
| Máchiwan | 406,089 | 401,897 |
| Mágura | 149 | 195 |
| Mahanti | 3,774 | 3,813 |
| Mahar | 243 | 256 |
| Mahráti | 39,078 | 40,169 |
| Majjuka | 4,761 | 5,882 |
| Mála | 747,652 | 783,660 |
| Mala-Arasan | 36 | 50 |
| Málaimán | 27,478 | 29,556 |
| Malasar (H.) | 1,743 | 1,449 |
| Malasar (A.) | 507 | 500 |
| Malava | 1,322 | 1,444 |
| Malayáli | 31,395 | 32,092 |
| Malayan | 4,790 | 4,812 |
| Maléyava | 70 | 66 |
| Máli (H.) | 8,000 | 8,664 |
| Máli (A.) | 250 | 449 |
| Mangala | 90,231 | 93,769 |
| Mannán | 16,127 | 16,420 |
| Mápplla | 514,555 | 518,202 |
| Marakkáyar | 1,245 | 1,210 |
| Maráyan | 177,785 | 186,977 |
| Máravan | 6,889 | 7,060 |
| Márvári | 1,212 | 605 |
| Mattia | 2,977 | 3,084 |
| Máyilán | 1,363 | 1,154 |
| Médara | 10,291 | 10,220 |
| Melakkáran | 5,015 | 5,880 |
| Mémon | 275 | 172 |
| Meria (H.) | 101 | 80 |
| Meria (A.) | 8 | 8 |
| Mogér | 18,776 | 20,972 |
| Moghal | 9,702 | 8,926 |
| Moili | 1,776 | 1,758 |
| Mondi | 820 | 1,110 |
| Muc'chi (H.) | 2,958 | 3,318 |
| Muc'chi (A.) | 6 | 3 |
| Mudugar | 603 | 607 |
| Mukkuvan | 9,771 | 9,444 |
| Múli (H.) | 2,372 | 2,294 |
| Múli (A.) | 347 | 230 |
| Muni | 743 | 880 |
| Múppan | 3,878 | 4,080 |
| Muriya | 580 | 518 |
| Musalman | 13,832 | 15,005 |
| Mússad | 521 | 600 |
| Mutrácha | 77,368 | 76,054 |
| Múttán | 4,882 | 4,814 |
| Muttiriyan | 43,321 | 43,535 |
| Muvvári | 1,268 | 1,737 |
| **N** | | |
| Nagaralu | 6,752 | 7,817 |
| Nágavásulu | 12,278 | 12,705 |
| Nalakéyava | 439 | 540 |
| Nattamán | 79,298 | 83,488 |
| Náttán | 6,234 | 6,517 |
| **N—cont.** | | |
| Návayat | 1,042 | 719 |
| Náyádi | 273 | 262 |
| Náyar | 198,196 | 213,906 |
| Nekkára | 74 | 52 |
| Nése | 395 | 455 |
| Neyyala | 5,020 | 6,697 |
| Nókkan | 2,150 | 2,378 |
| Noliya | 848 | 1,513 |
| Norwegian | 9 | 2 |
| **O** | | |
| Oc'chan | 2,481 | 2,696 |
| Odde | 277,375 | 272,734 |
| Odiya (H.) | 46,419 | 54,192 |
| Odiya (A.) | 364 | 337 |
| Ójali (A.) | 2,280 | 2,579 |
| Ójali (H.) | 3,392 | 3,402 |
| Omáito | 5,769 | 5,732 |
| **P** | | |
| Paidi (H.) | 19,839 | 20,403 |
| Paidi (A.) | 4,074 | 4,294 |
| Paliyan | 810 | 642 |
| Pallan | 414,945 | 451,167 |
| Palli | 1,383,560 | 1,436,596 |
| Pamba'kkáran | 751 | 879 |
| Pánan (Malayálam) | 5,909 | 5,940 |
| Pánan (Tamil) | 1,329 | 1,539 |
| Pánára | 153 | 105 |
| Panasa | 412 | 491 |
| Pánchála | 26,953 | 27,768 |
| Pándáram | 32,983 | 33,885 |
| Pándito | 559 | 599 |
| Panikkan | 14,537 | 15,546 |
| Panisavan | 9,640 | 9,913 |
| Paniyan | 17,501 | 17,073 |
| Páno (H.) | 35,559 | 35,583 |
| Páno (A.) | 92 | 89 |
| Paradési | 94 | 113 |
| Pariyan | 1,153,356 | 1,210,447 |
| Parsavan | 2,623 | 2,773 |
| Pariváram | 10,090 | 10,695 |
| Pársi | 250 | 239 |
| Parsi | | 1 |
| Pattel | | 1 |
| Pathán | 54,536 | 52,384 |
| Patnúlkáran | 45,444 | 47,396 |
| Patra (Oriyá) | 988 | 1,013 |
| Patra (Telugu) | 7,967 | 8,136 |
| Pátraméla | 466 | 612 |
| Pattanaván | 17,896 | 17,576 |
| Pattapu | 6,627 | 6,748 |
| Patvégára | 15 | 14 |
| Pentiya | 2,009 | 2,204 |
| Perike | 12,506 | 12,405 |
| Pic'chigunta (H.) | 4,565 | 4,373 |
| Pic'chigunta (A.) | 18 | 21 |
| Pole | † 1 | |
| Pombada | 137 | 148 |
| Pondra | 8,466 | 8,416 |
| Poroja (H.) | 35,960 | 34,389 |
| Poroja (A.) | 11,832 | 10,556 |
| Portuguese | 98 | 42 |
| Potiriya | 297 | 204 |
| Púiári | 128 | 103 |
| Pulluvan (Tamil) | 1,952 | 2,363 |
| Pulluvan (Malayálam) | 226 | 290 |
| Pulluvan (Malayálam) | 901 | 1,007 |
| Púluvan (Tamil) | 2,946 | 3,679 |
| Punjábi | 13 | |

* Includes one Atheist.

† Christian.



This content downloaded from 106.51.163.168 on Wed, 05 Jun 2024 15:15:17 +00:00
All use subject to https://about.jstor.org/terms

# TABLE XIII.

## Part I.—Caste, tribe, race or nationality—*concluded.*

(The letter 'H' denotes Hindu and 'A', Animistic.)

| Caste. | Males. | Females. |
|---|---|---|
| 1 | 2 | 3 |
| **R** | | |
| Rájápuri ... ... | 5,671 | 5,749 |
| Rájput ... ... ... | 8,899 | 8,704 |
| Ramban ... ... | ... | 5 |
| Rangári H. ... ... | 3,604 | 3,021 |
| Rangári A. ... ... | 257 | 258 |
| Rávulo ... ... ... | 2,862 | 2,840 |
| Rázu ... ... ... | 51,349 | 51,496 |
| Relli H. ... ... | 9,583 | 11,373 |
| Relli A. ... ... | 254 | 262 |
| Róna H. ... ... | 16,553 | 15,890 |
| Róna A. ... ... | 3,220 | 3,503 |
| Ronguni ... ... ... | 3,866 | 4,303 |
| Roumanian ... ... | ... | 1 |
| Russian ... ... ... | 1 | 1 |
| **S** | | |
| Sádar ... ... ... | 1,840 | 1,875 |
| Sakan ... ... ... | .... | 5 |
| Saiva ... ... ... | 886 | 892 |
| Saiyad ... ... ... | 85,730 | 84,395 |
| Sálápu ... ... ... | 204 | 128 |
| Sále ... ... | 178,389* | 180,093 |
| Samagára ... ... | 754 | 866 |
| Sámantan ... ... | 2,293 | 2,370 |
| Sámantiya ... ... | 6,959 | 7,791 |
| Samban ... ... ... | ... | 2 |
| Sáni ... ... ... | 1,019 | 1,037 |
| Sanjógi ... ... ... | 431 | 455 |
| Sányási ... ... ... | 175 | 148 |
| Sappaliga ... ... | 1,195 | 1,318 |
| Sátáni ... ... ... | 23,533 | 24,388 |
| Savara H. ... ... | 27,411 | 28,641 |
| Savara A. ... ... | 64,937 | 65,139 |
| Sáyakkaran ... ... | 1,260 | 1,503 |
| Scotch ... ... | 461 | 207 |
| Ségidi ... ... ... | 25,470 | 30,934 |
| Sembadavan ... ... | 31,905 | 32,498 |
| Semmán ... ... | 837 | 823 |
| Semmalkudaiyán ... ... | 18,827 | 19,306 |
| Seppiliyan ... ... | 216 | 129 |
| Shánán ... ... ... | 314,733 | 327,243 |
| Sharif ... ... ... | 1,188 | 524 |
| Sheik ... ... ... | 442,866 | 450,007 |
| Siamese* ... ... ... | ... | 1 |
| Sikh ... ... ... ... | 5 | 2 |
| Singhalese* ... ... | 22 | 2 |
| Siolo ... ... ... | 1,301 | 357 |
| **S—cont.** | | |
| Sólaga ... ... ... | 981 | 963 |
| Sómara ... ... ... | 39 | 37 |
| Sonagára ... ... | 162 | 177 |
| Sondi H. ... ... | 18,359 | 18,235 |
| Sondi A. ... ... | 96 | 66 |
| Sonkari ... ... ... | 410 | 279 |
| Spanish ... ... | 5 | 4 |
| Sránika ... ... | 130 | 125 |
| Súdarmán ... ... | 22,970 | 23,737 |
| Suddho ... ... | 8,807 | 9,490 |
| Súdra ... ... ... | 426 | 775 |
| Sunnári ... ... | 1,614 | 2,076 |
| Swede ... ... ... | 16 | 13 |
| Swiss ... ... ... | 33 | 21 |
| **T** | | |
| Tamballa ... ... | 1,810 | 1,623 |
| Tarakan ... ... | 3,335 | 3,446 |
| Telaça ... ... | 245,812 | 252,950 |
| Telikula ... ... | 4,502 | 4,895 |
| Telli ... ... ... | 23,063 | 24,849 |
| Telugu ... ... ... | 546 | 368 |
| Thákur ... ... ... | 10 | 3 |
| Tíyan ... ... ... | 316,012 | 323,820 |
| Tiyóro ... ... ... | 1,427 | 1,628 |
| Tóda H. ... ... | 28 | 17 |
| Tóda A. ... ... | 398 | 305 |
| Togata ... ... | 34,278 | 32,750 |
| Tohala ... ... ... | 1,074 | 892 |
| Tólkollan ... ... | 1,664 | 1,640 |
| Tondamán ... ... | 1,393 | 1,444 |
| Tonti ... ... ... | 1,025 | 1,247 |
| Toreya ... ... | 4,942 | 5,032 |
| Tottiyán ... ... | 76,656 | 79,092 |
| Taákala ... ... | 192,056 | 195,053 |
| Tudia ... ... ... | 76 | ... |
| **U** | | |
| Udaiyán ... ... | 5,723 | 6,766 |
| Uppara ... ... ... | 57,989 | 57,337 |
| Uppiliyan ... ... | 22,064 | 23,267 |
| Urali ... ... ... | 30,125 | 31,622 |
| **V** | | |
| Vadugan ... ... | 28,327 | 29,797 |
| Vaisya ... ... | 3,050 | 2,992 |
| Vakkaliga ... ... | 38,931 | 41,867 |
| Valaiyan ... ... | 172,554 | 186,294 |
| Vallamban ... ... | 11,993 | 13,329 |
| Valluvan ... ... | 31,694 | 31,799 |
| Valuvádi ... ... | 3,218 | 3,189 |
| Váni ... ... ... | 357 | 390 |
| Vániyan ... ... ... | 95,028 | 99,774 |
| Vannán ... ... ... | 120,605 | 121,420 |
| Váram ... ... ... | 60 | 34 |
| Védan ... ... ... | 23,039 | 23,760 |
| Velakkattalavan ... | 4,936 | 5,090 |
| Velama ... ... | 241,245 | 246,052 |
| Vélan ... ... ... | 1,652 | 1,742 |
| Vellála ... ... ... | 1,248,052 | 1,287,739 |
| Veluttódan ... ... | 5,521 | 6,133 |
| Véttuvan (Tamil) ... | 28,278 | 30,898 |
| Véttuvan (Malayálam). | 9,963 | 10,233 |
| Vipravinódi ... ... | 176 | 206 |
| Víramushti ... ... | 972 | 911 |
| Vódo ... ... ... | 34 | 71 |
| **W** | | |
| Welsh ... ... | 18 | 9 |
| **Y** | | |
| Yánádi H. ... ... | 21,950 | 20,917 |
| Yánádi A. ... ... | 40,141 | 38,541 |
| Yáta ... ... ... | 21,517 | 28,894 |
| Yerravála H. ... | 623 | 711 |
| Yerravála A. ... | 566 | 520 |
| Yerukala H. ... | 42,533 | 41,224 |
| Yerukala A. ... | 2,195 | 2,289 |
| Yógi-Gurukkal ... | 1,315 | 1,373 |
| Unspecified Hindus ... | 304 | 94 |
| Unspecified Musalmans— | | |
| Hindu caste names ... | 92 | 59 |
| Territorial terms ... | 172 | 117 |
| Occupational terms ... | 194 | 191 |
| Sectarian terms ... | 9,498 | 9,742 |
| Titular terms ... | 230 | 31 |

* All Buddhists.

This content downloaded from
106.51.163.168 on Wed, 05 Jun 2024 15:15:17 +00:00
All use subject to https://about.jstor.org/terms

# TABLE XIII.

## PART II.—TERRITORIAL DISTRIBUTION OF PRINCIPAL CASTES, ETC.

This content downloaded from
106.51.163.168 on Wed, 05 Jun 2024 15:15:17 +00:00
All use subject to https://about.jstor.org/terms

# TABLE XIII.

## Part II.—Territorial distribution of principal castes, etc.

| Caste. | Males. | Females. |
|---|---|---|
| 1 | 2 | 3 |
| TAMIL. | | |
| **Agamudalyan** ... | **167,793** | **181,960** |
| Chittoor ... | 1,273 | 1,288 |
| North Arcot ... | 4,518 | 4,757 |
| Salem ... | 5,527 | 5,887 |
| Coimbatore ... | 14,041 | 14,609 |
| South Arcot ... | 8,379 | 8,651 |
| Tanjore ... | 57,093 | 62,926 |
| Trichinopoly ... | 2,159 | 2,381 |
| Madura ... | 28,399 | 30,346 |
| Rámnád ... | 41,730 | 46,129 |
| Pudukkóttai ... | 3,764 | 4,119 |
| **Ambalakáran** ... | **90,326** | **94,851** |
| Salem ... | 1,083 | 1,018 |
| Coimbatore ... | 1,753 | 1,814 |
| Tanjore ... | 16,093 | 17,162 |
| Trichinopoly ... ... | 69,154 | 72,488 |
| Madura ... | 2,212 | 2,340 |
| **Ambattan** ... | **105,199** | **107,851** |
| Madras ... | 1,192 | 1,344 |
| Chingleput ... | 6,505 | 6,599 |
| North Arcot ... | 11,223 | 11,380 |
| Salem ... | 7,206 | 7,208 |
| Coimbatore ... | 14,892 | 14,619 |
| South Arcot ... | 11,390 | 11,453 |
| Tanjore ... | 11,833 | 12,906 |
| Trichinopoly ... | 10,258 | 10,908 |
| Madura ... | 8,450 | 8,726 |
| Rámnád ... | 7,977 | 8,327 |
| Tinnevelly ... | 10,181 | 10,127 |
| Nilgiris ... | 89 | 89 |
| Pudukkóttai ... | 2,627 | 2,810 |
| **Andi** ... ... | **39,815** | **42,308** |
| Salem ... ... | 3,502 | 3,626 |
| Coimbatore ... | 19,246 | 20,348 |
| South Arcot ... | 1,317 | 1,299 |
| Tanjore ... | 2,126 | 2,563 |
| Trichinopoly ... | 2,323 | 2,698 |
| Madura ... | 3,345 | 3,274 |
| Rámnád ... ... | 4,816 | 4,967 |
| Pudukkóttai ... | 1,365 | 1,541 |
| **Brahman** ... | **238,594** | **241,469** |
| Ganjám ... | 995 | 1,225 |
| Nellore ... | 950 | 1,084 |
| Madras ... ... | 12,055 | 8,672 |
| Chingleput ... | 12,832 | 13,493 |
| Chittoor ... ... | 2,005 | 2,780 |
| North Arcot ... ... | 13,032 | 13,339 |
| Salem ... | 5,175 | 5,730 |
| Coimbatore ... ... | 11,600 | 10,640 |
| South Arcot ... | 12,758 | 13,191 |
| Tanjore ... ... | 65,975 | 68,622 |
| Trichinopoly ... ... | 21,747 | 22,561 |
| Madura ... ... | 11,720 | 11,910 |
| Rámnád ... .. | 16,622 | 17,777 |
| Tinnevelly ... .. | 24,008 | 25,329 |
| Nilgiris ... | 237 | 242 |
| Malabar ... ... | 17,679 | 18,490 |
| Pudukkóttai ... | 3,317 | 3,672 |
| **Chetti** ... ... | **171,058** | **179,193** |
| Gódávari ... | 1,785 | 1,873 |
| Kistna ... | 1,275 | 1,349 |
| Nellore ... | 1,396 | 1,507 |
| Madras ... ... | 5,434 | 5,208 |
| Chingleput ... ... | 8,540 | 8,211 |
| Chittoor ... ... | 1,771 | 1,714 |
| North Arcot ... ... | 3,025 | 2,758 |
| Salem ... ... | 6,410 | 6,101 |
| Coimbatore ... ... | 27,264 | 28,208 |
| South Arcot ... ... | 11,426 | 11,492 |
| Tanjore ... ... | 16,879 | 16,579 |
| Trichinopoly ... ... | 12,309 | 13,519 |
| Madura ... ... | 22,667 | 24,838 |
| Rámnád ... ... | 26,023 | 28,836 |
| Tinnevelly ... ... | 4,566 | 5,008 |
| Nilgiris ... ... | 1,110 | 812 |
| Malabar ... ... | 10,188 | 9,515 |
| Pudukkóttai ... ... | 8,240 | 10,047 |
| **Idalyan** ... ... | **360,155** | **374,616** |
| Madras ... ... | 7,378 | 6,930 |
| Chingleput ... ... | 34,802 | 34,701 |
| North Arcot ... ... | 51,116 | 51,209 |
| Salem ... ... | 10,502 | 10,893 |
| Coimbatore ... ... | 8,597 | 8,354 |
| South Arcot ... ... | 45,874 | 45,994 |

| Caste. | Males. | Females. |
|---|---|---|
| 1 | 2 | 3 |
| TAMIL—*cont.* | | |
| **Idalyan**—*concld.* | | |
| Tanjore ... ... | 36,640 | 38,318 |
| Trichinopoly ... ... | 22,235 | 25,372 |
| Madura ... ... | 28,737 | 29,683 |
| Rámnád ... ... | 52,753 | 57,282 |
| Tinnevelly ... ... | 46,497 | 50,057 |
| Nilgiris ... ... | 184 | 136 |
| Pudukkóttai ... ... | 13,808 | 14,543 |
| **Irula** ... {H. ... | **47,849** | **47,929** |
| {A. ... | **2,746** | **2,635** |
| **Chingleput** {H. ... | 10,054 | 9,398 |
| {A. ... | 47 | 47 |
| **Chittoor** ... {H. ... | 2,721 | 2,593 |
| {A. ... | 2,697 | 2,588 |
| North Arcot ... ... | 11,525 | 12,028 |
| Salem ... ... | 1,807 | 2,352 |
| Coimbatore ... ... | 3,596 | 3,698 |
| South Arcot ... ... | 9,550 | 9,865 |
| Trichinopoly ... ... | 3,293 | 3,489 |
| Nilgiris ... ... | 1,651 | 1,417 |
| Malabar ... ... | 2,851 | 2,822 |
| **Kaikólan** ... ... | **179,467** | **188,880** |
| Gódávari ... ... | 1,740 | 1,708 |
| Nellore ... ... | 1,249 | 1,166 |
| Madras ... ... | 293 | 301 |
| Chingleput ... ... | 16,815 | 17,517 |
| Chittoor ... ... | 8,889 | 9,681 |
| North Arcot ... ... | 26,031 | 26,058 |
| Salem ... ... | 20,689 | 20,602 |
| Coimbatore ... ... | 29,354 | 31,873 |
| South Arcot ... ... | 18,891 | 19,238 |
| Tanjore ... ... | 10,723 | 11,573 |
| Trichinopoly ... ... | 19,205 | 20,575 |
| Madura ... ... | 5,550 | 5,961 |
| Rámnád ... ... | 4,300 | 4,793 |
| Tinnevelly ... ... | 10,055 | 11,844 |
| Nilgiris ... ... | 81 | 64 |
| Malabar ... ... | 4,618 | 4,832 |
| **Kallan** ... ... | **258,756** | **276,471** |
| Tanjore ... ... | 97,240 | 104,360 |
| Trichinopoly ... ... | 13,486 | 14,244 |
| Madura ... ... | 94,409 | 97,537 |
| Rámnád ... ... | 26,637 | 30,761 |
| Pudukkóttai ... ... | 24,194 | 26,495 |
| **Kammálan** ... ... | **274,693** | **284,512** |
| Madras ... ... | 7,916 | 7,710 |
| Chingleput ... ... | 13,053 | 12,908 |
| North Arcot ... ... | 17,302 | 18,311 |
| Salem ... ... | 15,121 | 15,130 |
| Coimbatore ... ... | 26,449 | 28,746 |
| South Arcot ... ... | 22,741 | 23,185 |
| Tanjore ... ... | 31,385 | 32,700 |
| Trichinopoly ... ... | 25,002 | 26,377 |
| Madura ... ... | 35,886 | 35,536 |
| Rámnád ... ... | 32,388 | 34,095 |
| Tinnevelly ... ... | 38,206 | 40,998 |
| Nilgiris ... ... | 658 | 373 |
| Pudukkóttai ... ... | 7,285 | 7,184 |
| **Kanakkan** ... ... | **31,640** | **31,720** |
| Madras ... ... | 1,782 | 1,614 |
| Chingleput ... ... | 8,451 | 8,379 |
| Chittoor ... ... | 4,179 | 3,962 |
| North Arcot ... ... | 9,009 | 9,068 |
| Salem ... ... | 1,665 | 1,689 |
| South Arcot ... ... | 5,950 | 6,281 |
| **Kuravan** ... {H. ... | **53,563** | **55,954** |
| {A. ... | **85** | **82** |
| **Bellary** {H. ... | 4,892 | 5,146 |
| {A. ... | 37 | 38 |
| Anantapur ... ... | 3,733 | 3,542 |
| Madras ... ... | 684 | 698 |
| Chingleput ... ... | 1,109 | 989 |
| **Chittoor** ... {H. ... | 2,548 | 3,146 |
| {A. ... | 48 | 44 |
| North Arcot ... ... | 4,340 | 4,390 |
| Salem ... ... | 7,152 | 7,536 |
| Coimbatore ... ... | 6,345 | 6,630 |
| South Arcot ... ... | 4,885 | 4,786 |
| Tanjore ... ... | 2,611 | 2,629 |
| Trichinopoly ... ... | 3,441 | 3,575 |
| Madura ... ... | 4,273 | 4,793 |
| Rámnád ... ... | 2,508 | 2,618 |
| Tinnevelly ... ... | 2,466 | 2,566 |
| Pudukkóttai ... ... | 695 | 586 |
| Banganapalle ... ... | 124 | 132 |
| Sandúr ... ... | 65 | 3 |

| Caste. | Males. | Females. |
|---|---|---|
| 1 | 2 | 3 |
| TAMIL—*cont.* | | |
| **Kusavan** ... ... | **75,222** | **77,905** |
| Madras ... ... | 445 | 476 |
| Chingleput ... ... | 5,302 | 5,516 |
| North Arcot ... ... | 7,465 | 7,350 |
| Salem ... ... | 6,568 | 6,217 |
| Coimbatore ... ... | 10,713 | 11,377 |
| South Arcot ... ... | 5,993 | 6,113 |
| Tanjore ... ... | 5,850 | 6,146 |
| Trichinopoly ... ... | 6,606 | 6,652 |
| Madura ... ... | 8,131 | 8,335 |
| Rámnád ... ... | 8,529 | 9,859 |
| Tinnevelly ... ... | 4,333 | 4,440 |
| Malabar ... ... | 2,323 | 2,266 |
| Pudukkóttai ... ... | 2,664 | 2,938 |
| **Malaimán** ... ... | **27,478** | **29,556** |
| Salem ... ... | 5,102 | 4,925 |
| South Arcot ... ... | 9,760 | 11,082 |
| Tanjore ... ... | 3,412 | 3,746 |
| Trichinopoly ... ... | 7,804 | 8,401 |
| Madura ... ... | 964 | 1,007 |
| **Malayáli** ... ... | **31,395** | **32,092** |
| Salem ... ... | 14,189 | 14,407 |
| South Arcot ... ... | 10,658 | 10,715 |
| Trichinopoly ... ... | 6,317 | 6,613 |
| **Maravan** ... ... | **177,785** | **186,977** |
| Coimbatore ... ... | 1,348 | 1,757 |
| Tanjore ... ... | 2,073 | 2,645 |
| Madura ... ... | 18,060 | 19,048 |
| Rámnád ... ... | 64,441 | 70,155 |
| Tinnevelly ... ... | 87,947 | 88,766 |
| Pudukkóttai ... ... | 2,579 | 3,246 |
| **Muttiriyan** ... ... | **43,321** | **43,535** |
| Chingleput ... ... | 13,605 | 13,670 |
| North Arcot ... ... | 3,084 | 3,093 |
| South Arcot ... ... | 6,506 | 6,447 |
| Tanjore ... ... | 3,053 | 3,090 |
| Trichinopoly ... ... | 15,153 | 15,533 |
| Pudukkóttai ... ... | 1,416 | 1,367 |
| **Nattamán** ... ... | **79,298** | **83,488** |
| North Arcot ... ... | 2,557 | 2,201 |
| Salem ... ... | 5,852 | 6,569 |
| South Arcot ... ... | 11,847 | 10,972 |
| Tanjore ... ... | 10,564 | 11,845 |
| Trichinopoly ... ... | 35,799 | 38,034 |
| Madura ... ... | 1,836 | 1,864 |
| Rámnád ... ... | 4,548 | 4,881 |
| Pudukkóttai ... ... | 5,857 | 6,957 |
| **Pallan** ... ... | **414,945** | **451,187** |
| Salem ... ... | 9,628 | 10,855 |
| Coimbatore ... ... | 18,395 | 18,236 |
| Tanjore ... ... | 74,165 | 85,193 |
| Trichinopoly ... ... | 70,044 | 74,811 |
| Madura ... ... | 67 588 | 69,097 |
| Rámnád ... ... | 68,611 | 75,150 |
| Tinnevelly ... ... | 91,273 | 101,946 |
| Nilgiris ... ... | 149 | 160 |
| Pudukkóttai ... ... | 14,543 | 15,556 |
| **Palli** ... ... | **1,383,560** | **1,436,596** |
| Gianjám ... ... | 20,320 | 20,437 |
| Vizagapatam ... | 8,360 | 9,403 |
| Gódávari ... ... | 17,834 | 22,040 |
| Agency, Gódávari ... | 444 | 369 |
| Kistna ... ... | 12,009 | 11,289 |
| Guntúr ... ... | 6,248 | 6,135 |
| Nellore ... ... | 3,990 | 4,384 |
| Madras ... ... | 26,069 | 24,140 |
| Chingleput ... ... | 145,788 | 146,547 |
| Chittoor ... ... | 28,723 | 26,762 |
| North Arcot ... ... | 238,303 | 243,878 |
| Salem ... ... | 238,747 | 243,884 |
| Coimbatore ... ... | 29,942 | 33,477 |
| South Arcot ... ... | 376,198 | 381,945 |
| Tanjore ... ... | 121,576 | 135,659 |
| Trichinopoly ... ... | 91,492 | 97,879 |
| Madura ... ... | 12,357 | 12,979 |
| Rámnád ... ... | 3,355 | 3,737 |
| Nilgiris ... ... | 104 | 78 |
| Pudukkóttai ... ... | 323 | 333 |
| **Pandáram** ... ... | **32,983** | **33,885** |
| Madras ... ... | 851 | 773 |
| Chingleput ... ... | 3,839 | 4,175 |
| North Arcot ... ... | 2,778 | 2,374 |
| South Arcot ... ... | 1,310 | 1,381 |
| Tanjore ... ... | 3,453 | 4,385 |

This content downloaded from 106.51.163.168 on Wed, 05 Jun 2024 15:15:17 +00:00
All use subject to https://about.jstor.org/terms

# TABLE XIII.

## Part II.—Territorial distribution of principal castes, etc.—*continued.*

| Caste. | Males. | Females. |
|---|---|---|
| 1 | 2 | 3 |
| **TAMIL—*cont.*** | | |
| **Pandáram—*concld.*** | | |
| Trichinopoly ... ... | 4,274 | 4,768 |
| Madura ... ... | 2,478 | 2,722 |
| Rámnád ... ... | 4,614 | 4,794 |
| Tinnevelly ... ... | 4,519 | 4,110 |
| Malabar ... ... | 1,834 | 1,945 |
| Pudukkóttai ... ... | 1,005 | 1,250 |
| **Paraiyan** ... ... | **1,153,356** | **1,210,447** |
| Bellary ... ... | 2,556 | 2,892 |
| Madras ... ... | 29,589 | 30,062 |
| Chingleput ... .. | 176,500 | 174,029 |
| Chittoor ... ... | 1,804 | 2,077 |
| North Arcot ... ... | 149,846 | 153,235 |
| Salem ... ... | 72,405 | 77,093 |
| Coimbatore ... ... | 33,682 | 36,167 |
| South Arcot ... ... | 292,985 | 297,604 |
| Tanjore ... ... | 159,563 | 176,645 |
| Trichinopoly ... ... | 80,267 | 88,698 |
| Madura ... .. | 48,727 | 51,190 |
| Rámnád ... ... | 26,823 | 32,139 |
| Tinnevelly ... ... | 45,352 | 53,049 |
| Nilgiris ... ... | 10,114 | 8,611 |
| Malabar ... ... | 7,256 | 7,601 |
| Pudukkóttai ... ... | 16,022 | 19,321 |
| **Sembadavan** ... ... | **31,905** | **32,498** |
| Nellore ... ... | 2,421 | 2,411 |
| Madras ... ... | 640 | 638 |
| Chingleput ... ... | 2,371 | 2,187 |
| Chittoor ... ... | 823 | 816 |
| North Arcot ... ... | 3,522 | 3,774 |
| Salem ... ... ... | 3,604 | 3,789 |
| Coimbatore ... ... | 1,660 | 1,099 |
| South Arcot ... ... | 8,493 | 8,275 |
| Tanjore ... ... | 4,266 | 4,822 |
| Trichinopoly ... ... | 1,173 | 1,202 |
| Madura ... ... | 2,446 | 2,921 |
| **Shánán** ... ... ... | **314,733** | **327,243** |
| Madras ... ... | 3,971 | 3,745 |
| Chingleput ... ... | 11,312 | 11,022 |
| North Arcot ... | 8,041 | 8,075 |
| Salem ... ... ... | 21,084 | 21,611 |
| Coimbatore ... ... | 38,030 | 38,877 |
| South Arcot ... ... | 7,144 | 7,282 |
| Tanjore ... ... | 18,408 | 19,247 |
| Trichinopoly ... ... | 6,291 | 6,521 |
| Madura ... ... | 15,600 | 16,138 |
| Rámnád ... ... | 51,058 | 55,142 |
| Tinnevelly ... ... | 132,733 | 138,476 |
| Pudukkóttai ... ... | 944 | 912 |
| **Sudarmán** ... ... | **22,970** | **2,3737** |
| Tanjore ... ... | 4,419 | 4,912 |
| Trichinopoly ... ... | 14 921 | 15,091 |
| Madura ... ... | 2,268 | 2,444 |
| **Upplilyan** ... ... | **22,064** | **23,267** |
| Salem ... ... ... | 1,973 | 1,954 |
| Coimbatore ... ... | 12,042 | 12,446 |
| Trichinopoly ... ... | 5,116 | 5,582 |
| Madura ... ... | 1,594 | 1,967 |
| Pudukkóttai ... ... | 764 | 708 |
| **Úrálí** ... ... ... | **30,125** | **31,622** |
| Trichinopoly ... ... | 20,501 | 21,855 |
| Madura ... ... | 4,880 | 4,998 |
| Pudukkóttai ... ... | 3,787 | 4,120 |
| **Valaiyan** ... ... | **172,554** | **186,294** |
| Coimbatore ... ... | 9,543 | 9,645 |
| Tanjore ... ... | 56,506 | 59,528 |
| Trichinopoly ... ... | 4,264 | 4,556 |
| Madura ... ... | 40,622 | 43,347 |
| Rámnád ... ... | 30,248 | 32,948 |
| Tinnevelly ... ... | 1,130 | 1,552 |
| Pudukkóttai ... ... | 30,961 | 34,543 |
| **Valluvan** ... ... | **31,694** | **31,799** |
| Madras ... ... | 2,035 | 893 |
| Chingleput ... ... | 2,558 | 2,236 |
| North Arcot ... ... | 4,073 | 4,647 |
| Salem ... ... ... | 2,050 | 1,897 |
| Coimbatore ... ... | 2,305 | 2,323 |
| South Arcot ... ... | 8,462 | 8,943 |
| Tanjore ... ... | 3,619 | 3,889 |
| Trichinopoly ... ... | 3,258 | 3,432 |
| Madura ... ... | 1,546 | 1,604 |
| Nilgiris ... ... | 180 | 167 |
| Pudukkóttai ... ... | 225 | 223 |

| Caste. | Males. | Females. |
|---|---|---|
| 1 | 2 | 3 |
| **TAMIL—*concld.*** | | |
| **Vánlyan** ... ... | **95,028** | **99,774** |
| Madras ... ... | 7,416 | 8,080 |
| Chingleput ... ... | 5,585 | 5,245 |
| North Arcot ... ... | 14,502 | 14,189 |
| Salem ... ... ... | 6 498 | 7,191 |
| Coimbatore ... ... | 6,005 | 6,828 |
| South Arcot ... ... | 13,380 | 13,322 |
| Tanjore ... ... | 8,673 | 8,867 |
| Trichinopoly ... | 6,740 | 6,951 |
| Madura ... ... | 5,559 | 7,038 |
| Rámnád ... ... | 6,309 | 7,066 |
| Tinnevelly ... ... | 12,195 | 12,784 |
| Pudukkóttai ... | 865 | 805 |
| **Vannán** ... ... | **120,605** | **121,420** |
| Madras ... ... | 2,660 | 1,550 |
| Chingleput ... ... | 8,340 | 8,012 |
| Chittoor ... ... | 1,165 | 1,015 |
| North Arcot ... ... | 11,405 | 11,211 |
| Salem ... ... | 9,931 | 10,028 |
| Coimbatore ... ... | 14,878 | 14,856 |
| South Arcot ... | 12,064 | 11,802 |
| Tanjore ... ... | 8,296 | 8,989 |
| Trichinopoly ... ... | 10,342 | 10,959 |
| Madura ... ... | 14,451 | 13,481 |
| Rámnád ... ... | 12,116 | 13,389 |
| Tinnevelly ... .. | 11,983 | 12,968 |
| Nilgiris ... ... | 451 | 423 |
| Anjengo ... ... | 8 | 7 |
| Pudukkóttai ... ... | 2,444 | 2,635 |
| **Védan** ... ... ... | **23,039** | **23,760** |
| Chingleput ... ... | 6,668 | 7,147 |
| Chittoor ... ... | 1,756 | 1,831 |
| North Arcot ... | 2,712 | 2,583 |
| Salem ... ... ... | 2,194 | 2,208 |
| Coimbatore ... ... | 6,157 | 5,962 |
| Trichinopoly ... ... | 1,257 | 1,297 |
| Madura ... ... | 1,765 | 2,156 |
| **Vellála** ... ... | **1,248,052** | **1,287,739** |
| Bellary ... ... | 733 | 927 |
| Anantapur ... ... | 664 | 463 |
| Madras ... ... | 32,409 | 34,142 |
| Chingleput ... ... | 47,665 | 45,699 |
| Chittoor ... ... | 10,034 | 10,570 |
| North Arcot ... ... | 108,099 | 109,007 |
| Salem ... ... | 133,027 | 135,622 |
| Coimbatore ... ... | 318,001 | 321,556 |
| South Arcot ... | 61,130 | 63,471 |
| Tanjore ... ... | 106,689 | 116,589 |
| Trichinopoly ... ... | 162,376 | 168,286 |
| Madura ... ... | 114,668 | 119,792 |
| Rámnád ... ... | 51,301 | 54,511 |
| Tinnevelly ... ... | 81,272 | 86,804 |
| Nilgiris ... ... | 2,454 | 2,111 |
| Malabar ... ... | 6,214 | 5,822 |
| Anjengo ... ... | 4 | 10 |
| Pudukkóttai ... ... | 9,603 | 10,407 |
| **Véttuvan** ... ... | **28,278** | **30,898** |
| Salem ... ... | 5,522 | 5,608 |
| Coimbatore ... ... | 9,870 | 10,796 |
| Trichinopoly ... ... | 10,493 | 11,563 |
| Madura ... | 2,379 | 2,916 |
| **Yerukala** { H. ... | **42,533** | **41,224** |
| A. ... | 2,195 | 2,289 |
| Vizagapatam ... | 1,574 | 1,425 |
| **Gódávari** { H. ... | 4,095 | 4,336 |
| A. ... | 57 | 50 |
| **Agency, Gódávari** { H | 85 | 160 |
| A. | 24 | 26 |
| **Kistna** { H. ... | 5,760 | 4,925 |
| A. ... | 104 | 127 |
| **Guntúr** { H. ... | 7,570 | 7,301 |
| A. ... | 1,125 | 1,077 |
| **Nellore** { H. ... | 2,627 | 2,519 |
| A. ... | 640 | 763 |
| **Cuddapah** { H. ... | 3,231 | 3,334 |
| A. ... | 5 | 10 |
| **Kurnool** { H. ... | 4,112 | 4,168 |
| A. ... | 161 | 173 |
| **Anantapur** { H. ... | 3,968 | 3,491 |
| A. ... | 12 | 21 |
| **Chittoor** { H. ... | 8,474 | 8,166 |
| A. ... | 56 | 46 |
| **Banganapalle** ... | 208 | 219 |

| Caste. | Males. | Females. |
|---|---|---|
| 1 | 2 | 3 |
| **TELUGU.** | | |
| **Ballja** ... ... | **514,770** | **526,477** |
| Ganjám ... ... | 7,928 | 12,105 |
| Vizagapatam ... | 13,787 | 16,743 |
| Gódávari ... ... | 7,311 | 7,815 |
| Agency, Gódávari ... | 206 | 231 |
| Kistna ... ... | 3,463 | 3,480 |
| Guntúr ... ... | 19,622 | 19,421 |
| Nellore ... ... | 37,706 | 39,205 |
| Cuddapah ... ... | 36,457 | 35,448 |
| Kurnool ... ... | 30,961 | 31,535 |
| Bellary ... ... | 9,621 | 9,519 |
| Anantapur ... ... | 31,348 | 28,041 |
| Madras ... ... | 23,521 | 24,290 |
| Chingleput ... | 20,433 | 21,232 |
| Chittoor ... ... | 58,836 | 57,706 |
| North Arcot ... ... | 34,593 | 35,698 |
| Salem ... ... | 23,854 | 23,416 |
| Coimbatore ... ... | 16,416 | 16,932 |
| South Arcot ... ... | 22,218 | 22,187 |
| Tanjore ... ... | 23,824 | 27,752 |
| Trichinopoly ... | 24,923 | 25,704 |
| Madura ... ... | 31,210 | 32,473 |
| Rámnád ... ... | 11,601 | 11,389 |
| Tinnevelly ... | 16,624 | 16,305 |
| Nilgiris ... ... | 1,358 | 1,279 |
| Malabar ... ... | 2,186 | 1,930 |
| Pudukkóttai ... | 3,315 | 3,387 |
| Banganapalle ... | 1,006 | 926 |
| Sandúr ... ... | 6 | 17 |
| **Bestha** ... ... | **23,901** | **23,775** |
| Agency, Gódávari ... | 656 | 695 |
| Nellore ... ... | 1,207 | 1,261 |
| Cuddapah ... ... | 3,182 | 3,246 |
| Kurnool ... ... | 4,157 | 4,148 |
| Bellary ... ... | 4,202 | 4,176 |
| Anantapur ... ... | 4,428 | 4,045 |
| Chittoor ... ... | 2,966 | 3,097 |
| Banganapalle ... | 337 | 325 |
| Sandúr ... ... | 10 | 15 |
| **Bóya** { H. ... | **216,714** | **209,115** |
| A. ... | 18 | 16 |
| Vizagapatam ... | 1,962 | 2,202 |
| Agency, Vizagapatam | 734 | 668 |
| Agency, Gódávari ... | 1,350 | 1,223 |
| Kistna ... ... | 1,345 | 1,472 |
| Guntúr ... ... | 2,381 | 2,304 |
| Nellore ... ... | 4,554 | 4,204 |
| Cuddapah ... ... | 5,099 | 4,972 |
| Kurnool ... ... | 47,135 | 46,980 |
| **Bellary** { H. ... | 67,793 | 63,805 |
| A. ... | 18 | 15 |
| Anantapur ... ... | 61,622 | 60,227 |
| Madras ... ... | 749 | 120 |
| Chittoor ... ... | 11,744 | 11,164 |
| North Arcot ... ... | 2,534 | 2,365 |
| Salem ... ... ... | 4,029 | 4,048 |
| Banganapalle ... | 1,494 | 1,475 |
| Sandúr ... ... | 25 | 20 |
| **Brahman** ... ... | **229,290** | **231,529** |
| Ganjám ... ... | 8,564 | 8,889 |
| Vizagapatam ... | 26,712 | 27,818 |
| Gódávari ... ... | 29,047 | 29,791 |
| Agency, Gódávari ... | 1,065 | 976 |
| Kistna ... ... | 44,055 | 44,462 |
| Guntúr ... ... | 40,834 | 40,309 |
| Nellore ... ... | 19,391 | 18,998 |
| Cuddapah ... ... | 6,242 | 6,692 |
| Kurnool ... ... | 7,372 | 7,640 |
| Bellary ... ... | 3,350 | 2,471 |
| Anantapur ... ... | 6,029 | 5,663 |
| Madras ... ... | 2,995 | 2,441 |
| Chingleput ... ... | 2,153 | 2,037 |
| Chittoor ... ... | 6,259 | 6,293 |
| North Arcot ... ... | 2,534 | 2,656 |
| Salem ... ... | 3,422 | 3,478 |
| Coimbatore ... ... | 2,059 | 2,260 |
| South Arcot ... ... | 2,742 | 2,565 |
| Tanjore ... ... | 3,462 | 3,956 |
| Trichinopoly ... ... | 2,953 | 3,059 |
| Madura ... ... | 1,943 | 1,871 |
| Rámnád ... ... | 2,277 | 2,504 |
| Tinnevelly ... ... | 2,228 | 2,454 |
| Pudukkóttai ... | 561 | 573 |
| Banganapalle ... | 296 | 280 |
| Sandúr ... ... | 15 | 15 |
| **Chakkiliyan** ... ... | **261,421** | **265,030** |
| Madras ... ... | 587 | 597 |
| Chingleput ... ... | 4,964 | 4,662 |



This content downloaded from 106.51.163.168 on Wed, 05 Jun 2024 15:15:17 +00:00
All use subject to https://about.jstor.org/terms

# TABLE XIII.

## Part II.—Territorial distribution of principal castes, etc.—*continued.*

| Caste. | Males. | Females. |
|---|---|---|
| 1 | 2 | 3 |
| TELUGU—*cont.* | | |
| **Chakkiliyan**—*concld.* | | |
| North Arcot | 9,322 | 9,599 |
| Salem | 30,749 | 28,877 |
| Coimbatore | 98,282 | 100,098 |
| South Arcot | 9,378 | 8,970 |
| Tanjore | 2,103 | 2,185 |
| Trichinopoly | 32,669 | 32,886 |
| Madura | 39,199 | 41,133 |
| Rámnád | 17,221 | 19,202 |
| Tinnevelly | 14,482 | 14,673 |
| Nilgiris | 743 | 557 |
| Pudukkóttai | 503 | 431 |
| **Dévánga** | **142,672** | **143,832** |
| Ganjám | 12,825 | 13,406 |
| Vizagapatam | 12,364 | 12,590 |
| Agency, Vizagapatam | 587 | 701 |
| Gódávari | 11,449 | 12,196 |
| Agency, Gódávari | 207 | 208 |
| Kistna | 6,396 | 6,464 |
| Guntúr | 3,918 | 3,906 |
| Nellore | 4,900 | 4,663 |
| Cuddapah | 3,122 | 3,125 |
| Kurnool | 476 | 464 |
| Bellary | 2,811 | 2,999 |
| Anantapur | 3,976 | 3,542 |
| Madras | 951 | 950 |
| Chingleput | 4,535 | 4,466 |
| Chittoor | 1,662 | 1,416 |
| North Arcot | 3,661 | 3,543 |
| Salem | 16,116 | 16,381 |
| Coimbatore | 22,009 | 21,902 |
| South Arcot | 4,728 | 4,847 |
| Trichinopoly | 2,575 | 2,457 |
| Madura | 11,530 | 11,535 |
| Rámnád | 7,545 | 7,874 |
| South Canara | 2,583 | 2,709 |
| **Gamalla** | **76,517** | **77,141** |
| Ganjám | 1,829 | 2,702 |
| Vizagapatam | 1,323 | 1,030 |
| Gódávari | 15,855 | 16,844 |
| Agency, Gódávari | 1,500 | 1,980 |
| Kistna | 29,427 | 30,081 |
| Guntúr | 15,960 | 15,033 |
| Nellore | 9,164 | 8,067 |
| Kurnool | 637 | 884 |
| **Gavara** | **29,076** | **31,439** |
| Vizagapatam | 24,954 | 27,475 |
| Gódávari | 3,162 | 3,190 |
| Agency, Gódávari | 97 | 112 |
| **Golla** | **445,827** | **458,365** |
| Ganjám | 31,007 | 40,064 |
| Vizagapatam | 73,353 | 76,513 |
| Agency, Vizagapatam | 1,181 | 1,190 |
| Gódávari | 25,023 | 29,270 |
| Agency, Gódávari | 2,057 | 2,843 |
| Kistna | 52,810 | 51,762 |
| Guntúr | 48,626 | 47,849 |
| Nellore | 55,094 | 57,230 |
| Cuddapah | 30,559 | 30,860 |
| Kurnool | 32,581 | 32,197 |
| Bellary | 15,368 | 14,995 |
| Anantapur | 26,563 | 25,570 |
| Chingleput | 3,701 | 2,896 |
| Chittoor | 33,420 | 32,191 |
| Salem | 4,823 | 4,563 |
| Coimbatore | 1,973 | 1,900 |
| South Arcot | 1,316 | 1,128 |
| Rámnád | 1,324 | 1,325 |
| Banganapalle | 1,368 | 1,414 |
| Sandúr | 53 | 52 |
| **Idiga** | **126,766** | **134,479** |
| Vizagapatam | 2,055 | 2,780 |
| Gódávari | 63,134 | 68,052 |
| Agency, Gódávari | 666 | 620 |
| Kistna | 37,888 | 40,404 |
| Cuddapah | 2,927 | 3,035 |
| Kurnool | 7,643 | 7,772 |
| Bellary | 4,240 | 4,343 |
| Anantapur | 5,126 | 4,617 |
| Chittoor | 5,648 | 5,577 |
| North Arcot | 6,117 | 6,529 |
| Salem | 1,132 | 1,253 |
| Banganapalle | 150 | 218 |
| Sandúr | 13 | 12 |

| Caste. | Males. | Females. |
|---|---|---|
| 1 | 2 | 3 |
| TELUGU—*cont.* | | |
| **Indra** | **26,535** | **30,239** |
| Gódávari | 12,592 | 15,106 |
| Kistna | 4,269 | 4,573 |
| Nellore | 5,333 | 5,282 |
| Chingleput | 914 | 861 |
| Banganapalle | 40 | 47 |
| **Janappan** | **19,842** | **22,865** |
| Madras | 957 | 1,103 |
| North Arcot | 1,192 | 1,391 |
| Salem | 4,475 | 5,035 |
| Coimbatore | 5,383 | 5,918 |
| Madura | 3,644 | 4,503 |
| Rámnád | 1,112 | 1,439 |
| **Jótápu** H. | **30,460** | **32,148** |
| **Jótápu** A. | **14,492** | **15,420** |
| Ganjám | 4,793 | 4,647 |
| Agency, Ganjám | 1,778 | 1,972 |
| Vizagapatam H. | 5,567 | 5,888 |
| Vizagapatam A. | 373 | 425 |
| Agency, Vizagapatam H. | 18,322 | 19,641 |
| Agency, Vizagapatam A. | 14,119 | 14,995 |
| **Kálingi** | **39,978** | **43,464** |
| Ganjám | 28,058 | 30,775 |
| Vizagapatam | 10,084 | 11,070 |
| Kistna | 1,257 | 1,124 |
| **Kallnji** | **22,809** | **28,749** |
| Ganjám | 22,601 | 28,546 |
| **Kamma** | **564,432** | **561,663** |
| Gódávari | 25,995 | 28,057 |
| Agency, Gódávari | 1,610 | 1,416 |
| Kistna | 99,798 | 98,311 |
| Guntúr | 149,297 | 147,469 |
| Nellore | 51,625 | 53,313 |
| Cuddapah | 9,294 | 8,603 |
| Kurnool | 8,279 | 7,860 |
| Bellary | 3,470 | 2,976 |
| Anantapur | 22,581 | 21,475 |
| Madras | 928 | 944 |
| Chingleput | 16,490 | 15,999 |
| Chittoor | 48,368 | 47,329 |
| North Arcot | 22,311 | 22,251 |
| Salem | 2,604 | 2,077 |
| Coimbatore | 25,260 | 26,952 |
| South Arcot | 8,347 | 8,079 |
| Tanjore | 1,585 | 1,728 |
| Trichinopoly | 4,080 | 4,232 |
| Madura | 11,768 | 11,908 |
| Rámnád | 21,707 | 23,474 |
| Tinnevelly | 27,736 | 25,202 |
| Pudukkóttai | 196 | 218 |
| Banganapalle | 57 | 66 |
| **Kamsala** | **146,482** | **149,101** |
| Ganjám | 10,750 | 12,470 |
| Vizagapatam | 33,920 | 35,505 |
| Agency, Vizagapatam | 3,562 | 3,313 |
| Gódávari | 15,970 | 16,285 |
| Agency, Gódávari | 2,390 | 2,383 |
| Kistna | 20,511 | 20,684 |
| Guntúr | 14,914 | 15,078 |
| Nellore | 9,630 | 9,082 |
| Cuddapah | 4,670 | 4,339 |
| Kurnool | 6,240 | 6,185 |
| Bellary | 3,417 | 4,102 |
| Anantapur | 4,723 | 4,572 |
| Chingleput | 948 | 1,041 |
| Chittoor | 10,694 | 9,932 |
| North Arcot | 1,832 | 1,917 |
| Salem | 1,191 | 1,246 |
| Banganapalle | 245 | 253 |
| Sandúr | 296 | 257 |
| **Kápu** H. | **1,328,054** | **1,346,495** |
| **Kápu** A. | **3,570** | **2,806** |
| Ganjám H. | 80,181 | 94,691 |
| Ganjám A. | 42 | ... |
| Agency, Ganjám H. | 676 | 848 |
| Agency, Ganjám A. | 198 | 98 |
| Vizagapatam | 262,245 | 275,919 |
| Agency, Vizagapatam H. | 5,843 | 6,341 |
| Agency, Vizagapatam A. | 3,390 | 2,708 |
| Gódávari | 150,353 | 154,883 |

| Caste. | Males. | Females. |
|---|---|---|
| 1 | 2 | 3 |
| TELUGU—*cont.* | | |
| **Kápu**—*concld.* | | |
| Agency, Gódávari | 18,452 | 17,121 |
| Kistna | 122,121 | 125,626 |
| Guntúr | 71,100 | 68,815 |
| Nellore | 96,902 | 97,645 |
| Cuddapah | 110,464 | 106,700 |
| Kurnool | 63,478 | 62,480 |
| Bellary | 26,002 | 24,114 |
| Anantapur | 73,865 | 70,045 |
| Madras | 1,136 | 783 |
| Chingleput | 14,141 | 14,596 |
| Chittoor | 96,051 | 90,301 |
| North Arcot | 15,572 | 16,063 |
| Salem | 22,035 | 22,036 |
| Coimbatore | 3,551 | 3,601 |
| South Arcot | 21,113 | 22,992 |
| Tanjore | 1,944 | 2,053 |
| Trichinopoly | 25,111 | 26,917 |
| Madura | 17,290 | 18,121 |
| Rámnád | 11,392 | 10,481 |
| Tinnevelly | 11,512 | 9,767 |
| Banganapalle | 3,299 | 3,241 |
| Sandúr | 120 | 138 |
| **Kómati** | **250,043** | **248,252** |
| Ganjám | 15,085 | 15,320 |
| Vizagapatam | 17,518 | 18,815 |
| Agency, Vizagapatam | 2,057 | 1,729 |
| Gódávari | 15,403 | 14,938 |
| Agency, Gódávari | 1,404 | 1,243 |
| Kistna | 29,909 | 28,615 |
| Guntúr | 37,800 | 40,441 |
| Nellore | 24,133 | 24,294 |
| Cuddapah | 13,593 | 13,782 |
| Kurnool | 19,224 | 18,584 |
| Bellary | 5,964 | 4,950 |
| Anantapur | 12,607 | 11,139 |
| Madras | 2,172 | 1,972 |
| Chingleput | 2,464 | 2,614 |
| Chittoor | 9,908 | 9,058 |
| North Arcot | 5,366 | 5,438 |
| Salem | 5,800 | 5,815 |
| Coimbatore | 4,864 | 4,202 |
| South Arcot | 9,019 | 8,664 |
| Tanjore | 2,346 | 2,591 |
| Trichinopoly | 5,961 | 5,822 |
| Madura | 3,173 | 2,890 |
| Rámnád | 1,550 | 1,594 |
| Banganapalle | 788 | 790 |
| Sandúr | 102 | 78 |
| **Konda Dora** H. | **37,139** | **38,508** |
| **Konda Dora** A. | **7,793** | **6,335** |
| Ganjám H. | 2,308 | 2,097 |
| Ganjám A. | 11 | 7 |
| Vizagapatam H. | 15,863 | 16,604 |
| Vizagapatam A. | 170 | 96 |
| Agency, Vizagapatam H. | 16,134 | 15,913 |
| Agency, Vizagapatam A. | 7,510 | 6,102 |
| Gódávari | 1,955 | 2,142 |
| Agency, Gódávari | 569 | 614 |
| **Kóyi** H. | **26,157** | **26,598** |
| **Kóyi** A. | **13,159** | **13,508** |
| Agency, Gódávari H. | 1,333 | 1,303 |
| Agency, Gódávari A. | 2,930 | 3,278 |
| Agency, Gódávari H. | 23,534 | 23,901 |
| Agency, Gódávari A. | 10,034 | 10,032 |
| **Kummara** | **68,329** | **65,746** |
| Ganjám | 2,148 | 2,189 |
| Vizagapatam | 5,021 | 4,720 |
| Agency, Vizagapatam | 4,195 | 4,430 |
| Gódávari | 4,276 | 4,231 |
| Agency, Gódávari | 1,716 | 1,776 |
| Kistna | 9,097 | 9,021 |
| Guntúr | 10,626 | 9,915 |
| Nellore | 8,077 | 7,640 |
| Cuddapah | 4,555 | 4,236 |
| Kurnool | 5,816 | 5,309 |
| Bellary | 2,179 | 2,254 |
| Anantapur | 3,818 | 3,374 |
| Chittoor | 5,515 | 5,453 |
| Banganapalle | 257 | 208 |
| **Máduga** | **406,089** | **401,897** |
| Ganjám | 4,827 | 5,440 |
| Vizagapatam | 21,377 | 22,403 |
| Agency, Vizagapatam | 815 | 888 |
| Gódávari | 31,206 | 31,548 |
| Agency, Gódávari | 4,714 | 4,549 |

This content downloaded from 106.51.163.168 on Wed, 05 Jun 2024 15:15:17 +00:00
All use subject to https://about.jstor.org/terms

# TABLE XIII.

## Part II.—Territorial distribution of principal castes, etc.—*continued.*

| Caste. | Males. | Females. |
|---|---|---|
| 1 | 2 | 3 |
| **TELUGU—*cont.*** | | |
| **Mádiga—*concld.*** | | |
| Kistna | 78,247 | 76,122 |
| Guntúr | 32,173 | 32,603 |
| Nellore | 40,649 | 40,221 |
| Cuddapah | 28,617 | 27,575 |
| Kurnool | 31,852 | 31,029 |
| Bellary | 42,888 | 42,498 |
| Anantapur | 51,048 | 51,394 |
| Madras | 3,701 | 3,347 |
| Chingleput | 1,709 | 1,602 |
| Chittoor | 24,299 | 23,000 |
| North Arcot | 2,997 | 2,707 |
| Salem | 1,463 | 1,420 |
| Coimbatore | 1,206 | 1,215 |
| Banganapalle | 1,350 | 1,267 |
| Sandúr | 529 | 550 |
| **Mála** | 747,652 | 763,660 |
| Ganjám | 31,821 | 38,396 |
| Agency, Ganjám | 223 | 222 |
| Vizagapatam | 72,656 | 79,756 |
| Agency, Vizagapatam. | 8,422 | 8,223 |
| Gódávari | 133,955 | 132,143 |
| Agency, Gódávari | 10,062 | 9,713 |
| Kistna | 148,689 | 158,105 |
| Guntúr | 74,378 | 72,669 |
| Nellore | 84,949 | 83,467 |
| Cuddapah | 29,540 | 29,659 |
| Kurnool | 27,210 | 28,524 |
| Bellary | 6,629 | 6,286 |
| Anantapur | 13,309 | 12,402 |
| Chingleput | 7,307 | 7,487 |
| Chittoor | 83,100 | 81,428 |
| North Arcot | 5,324 | 5,286 |
| Salem | 8,243 | 8,104 |
| Banganapalle | 1,539 | 1,565 |
| **Mangala** | 90,231 | 93,769 |
| Ganjám | 4,755 | 6,577 |
| Vizagapatam | 16,803 | 17,998 |
| Agency, Vizagapatam. | 587 | 689 |
| Gódávari | 8,081 | 8,377 |
| Agency, Gódávari | 540 | 479 |
| Kistna | 11,641 | 11,372 |
| Guntúr | 9,279 | 9,573 |
| Nellore | 6,453 | 6,309 |
| Cuddapah | 6,039 | 5,748 |
| Kurnool | 7,067 | 7,394 |
| Bellary | 3,009 | 4,226 |
| Anantapur | 6,889 | 6,209 |
| Madras | 827 | 801 |
| Chittoor | 6,423 | 6,290 |
| Banganapalle | 319 | 314 |
| **Mutrácha** | 77,368 | 76,054 |
| Agency, Gódávari | 527 | 483 |
| Kistna | 11,699 | 11,841 |
| Guntúr | 9,282 | 8,820 |
| Nellore | 12,293 | 12,030 |
| Cuddapah | 11,639 | 10,629 |
| Kurnool | 3,585 | 3,049 |
| Anantapur | 735 | 713 |
| Madras | 388 | 262 |
| Chingleput | 8,293 | 8,799 |
| Chittoor | 8,692 | 8,957 |
| North Arcot | 9,246 | 9,462 |
| **Odde** | 277,375 | 272,334 |
| Ganjám | 3,673 | 4,364 |
| Vizagapatam | 3,176 | 4,124 |
| Agency, Vizagapatam. | 2,115 | 2,012 |
| Gódávari | 2,810 | 2,507 |
| Agency, Gódávari | 1,178 | 1,618 |
| Kistna | 11,000 | 10,634 |
| Guntúr | 17,475 | 15,610 |
| Nellore | 18,365 | 18,007 |
| Cuddapah | 14,504 | 13,775 |
| Kurnool | 10,885 | 10,053 |
| Bellary | 13,507 | 12,401 |
| Anantapur | 19,767 | 18,387 |
| Madras | 895 | 863 |
| Chingleput | 4,643 | 4,893 |
| Chittoor | 21,702 | 20,644 |
| North Arcot | 18,405 | 18,650 |
| Salem | 23,803 | 22,728 |
| Coimbatore | 36,696 | 37,489 |
| South Arcot | 11,785 | 11,829 |
| Tanjore | 1,882 | 1,939 |
| **TELUGU—*cont.*** | | |
| **Odde—*concld.*** | | |
| Trichinopoly | 17,888 | 18,513 |
| Madura | 15,956 | 16,418 |
| Rámnád | 1,605 | 1,680 |
| Malabar | 2,393 | 2,480 |
| Pudukkóttai | 392 | 332 |
| Banganapalle | 451 | 398 |
| Sandúr | 14 | 18 |
| **Rázu** | 51,349 | 51496 |
| Vizagapatam | 2,451 | 2,981 |
| Gódávari | 11,218 | 11,480 |
| Kistna | 3,287 | 3,372 |
| Guntúr | 984 | 1,043 |
| Nellore | 2,082 | 1,624 |
| Cuddapah | 6,804 | 6,597 |
| Chingleput | 1,276 | 1,105 |
| Chittoor | 10,569 | 10,053 |
| North Arcot | 1,573 | 1,816 |
| Tanjore | 1,078 | 1,287 |
| Rámnád | 4,064 | 4,168 |
| Tinnevelly | 907 | 954 |
| Pudukkóttai | 399 | 418 |
| **Sále** | 178,389 | 180,093 |
| Ganjám | 6 334 | 6,957 |
| Vizagapatam | 31,033 | 32,872 |
| Agency, Vizagapatam. | 646 | 597 |
| Gódávari | 20,699 | 20,777 |
| Agency, Gódávari | 839 | 858 |
| Kistna | 14,070 | 14,343 |
| Guntúr | 17,943 | 18,065 |
| Nellore | 6,731 | 6,712 |
| Cuddapah | 8,604 | 8,066 |
| Kurnool | 5,502 | 5,120 |
| Bellary | 10,121 | 9,432 |
| Anantapur | 6,166 | 5,315 |
| Madras | 2,406 | 2,038 |
| Chingleput | 3,919 | 3,799 |
| Chittoor | 4,186 | 3,846 |
| North Arcot | 2,320 | 2,404 |
| Salem | 3,031 | 3,485 |
| South Arcot | 3,034 | 3,116 |
| Tanjore | 4,074 | 4,734 |
| Trichinopoly | 5,355 | 5,706 |
| Madura | 4,374 | 4,335 |
| Rámnád | 10,789 | 11,165 |
| Tinnevelly | 2,683 | 2,473 |
| South Canara | 2,489 | 2,592 |
| Banganapalle | 586 | 572 |
| Sandúr | 16 | 11 |
| **Sátáni** | 23,533 | 24,388 |
| Ganjám | 2,068 | 2,675 |
| Vizagapatam | 1,534 | 1,434 |
| Gódávari | 891 | 1,080 |
| Agency, Gódávari | 142 | 147 |
| Kistna | 1,524 | 1,595 |
| Guntúr | 1,379 | 1,186 |
| Nellore | 1,223 | 1,200 |
| Cuddapah | 704 | 788 |
| Kurnool | 1,566 | 1,360 |
| Bellary | 744 | 678 |
| Anantapur | 936 | 986 |
| Madras | 896 | 1,086 |
| Salem | 1,266 | 1,213 |
| Coimbatore | 1,847 | 2,117 |
| Rámnád | 890 | 893 |
| Banganapalle | 68 | 34 |
| **Segidi** | 25,470 | 30,934 |
| Ganjám | 14,320 | 19,394 |
| Vizagapatam | 8,347 | 8,742 |
| Agency, Gódávari | 102 | 109 |
| Kistna | 1,883 | 1,992 |
| **Telaga** | 245,812 | 252,950 |
| Ganjám | 26,351 | 30,620 |
| Vizagapatam | 58,959 | 60,639 |
| Agency, Vizagapatam. | 3,071 | 3,142 |
| Gódávari | 11,478 | 12,270 |
| Agency, Gódávari | 7,234 | 6,900 |
| Kistna | 65.537 | 66,331 |
| Guntúr | 66,745 | 65,155 |
| Kurnool | 4,509 | 4,138 |
| Bellary | 1,561 | 1,556 |
| Sandúr | 41 | 51 |
| **TELUGU—*cont.*** | | |
| **Togata** | 34,278 | 32,750 |
| Guntúr | 3,628 | 3,400 |
| Nellore | 2,668 | 2,329 |
| Cuddapah | 12,352 | 11,427 |
| Kurnool | 2,178 | 2,479 |
| Bellary | 895 | 1,063 |
| Anantapur | 8,154 | 7,928 |
| Chittoor | 3,073 | 2,972 |
| Banganapalle | 167 | 131 |
| **Tottiyan** | 76,666 | 79,092 |
| Salem | 3,191 | 3,219 |
| Coimbatore | 13,052 | 13,551 |
| Trichinopoly | 12,690 | 12,822 |
| Madura | 22,090 | 23,539 |
| Rámnád | 19,547 | 19,755 |
| Tinnevelly | 4,876 | 5,063 |
| Pudukkóttai | 260 | 198 |
| **Tsákala** | 192,056 | 195,053 |
| Ganjám | 10,976 | 13,261 |
| Vizagapatam | 31,742 | 32,797 |
| Agency, Vizagapatam | 1,661 | 1,655 |
| Gódávari | 18,114 | 19,410 |
| Agency, Gódávari | 2,031 | 1,917 |
| Kistna | 26,996 | 28,142 |
| Guntúr | 25,710 | 25,240 |
| Nellore | 17,361 | 17,319 |
| Cuddapah | 12,112 | 11,435 |
| Kurnool | 12,762 | 12,107 |
| Bellary | 7,208 | 7,079 |
| Anantapur | 10,202 | 9,953 |
| Chingleput | 820 | 721 |
| Chittoor | 12,144 | 11,877 |
| Salem | 907 | 932 |
| Banganapalle | 482 | 457 |
| **Uppara** | 57,989 | 57,337 |
| Ganjám | 1,672 | 1,703 |
| Gódávari | 3,331 | 3,801 |
| Agency, Gódávari | 471 | 387 |
| Kistna | 11,013 | 10,555 |
| Guntúr | 6,443 | 6,665 |
| Cuddapah | 4,568 | 4,126 |
| Kurnool | 5,903 | 6,124 |
| Bellary | 7,347 | 7,415 |
| Anantapur | 6,677 | 6,283 |
| Madras | 1,989 | 2,232 |
| Chingleput | 3,093 | 2,886 |
| Chittoor | 1,390 | 1,013 |
| South Canara | 511 | 847 |
| Banganapalle | 192 | 202 |
| Sandúr | 13 | 13 |
| **Vadugan** | 28,327 | 29,797 |
| Salem | 1,805 | 1,819 |
| Tanjore | 1,963 | 2,445 |
| Trichinopoly | 4,512 | 5,285 |
| Madura | 10,616 | 10,297 |
| Rámnád | 3,758 | 4,001 |
| Nilgiris | 184 | 149 |
| Malabar | 3,809 | 4,338 |
| **Velama** | 241,245 | 246,052 |
| Ganjám | 40,072 | 41.312 |
| Vizagapatam | 142,334 | 147,315 |
| Agency, Vizagapatam. | 3,448 | 3,950 |
| Gódávari | 15,504 | 15,701 |
| Agency, Gódávari | 1,066 | 1,105 |
| Kistna | 17,562 | 17,097 |
| Guntúr | 1,698 | 1,701 |
| Nellore | 6,065 | 5,760 |
| Cuddapah | 950 | 880 |
| Madras | 490 | 375 |
| Chingleput | 3,010 | 2,859 |
| Chittoor | 5,659 | 5,148 |
| North Arcot | 1,050 | 1,065 |
| **Yánádi** H. | 21,950 | 20,917 |
| **Yánádi** A. | 40,141 | 38,541 |
| Ganjám H. | 1,009 | 1,226 |
| Ganjám A. | 24 | 26 |
| Agency, Vizagapatam. | 3,484 | 3,579 |
| Kistna H. | 1,501 | 1,535 |
| Kistna A. | 333 | 315 |
| Guntúr H. | 5,195 | 4,885 |
| Guntúr A. | 3,123 | 3,103 |
| Nellore H. | 3,858 | 3,820 |
| Nellore A. | 32,758 | 31,361 |
| Cuddapah. H. | 415 | 237 |
| Cuddapah. A. | 1,718 | 1,647 |

This content downloaded from
106.51.163.168 on Wed, 05 Jun 2024 15:15:17 +00:00
All use subject to https://about.jstor.org/terms

# TABLE XIII.

## Part II.—Territorial distribution of principal castes, etc.—*continued.*

| Caste. | Males. | Females. |
|---|---|---|
| 1 | 2 | 3 |
| **TELUGU—*concld.*** | | |
| **Yánádi—*cont.*** | | |
| Chingleput { H. | 1,259 | 1,029 |
| Chingleput { A. | 590 | 535 |
| Chittoor { H. | 4,049 | 3,743 |
| Chittoor { A. | 1,433 | 1,379 |
| **Yáta** | **21,517** | **23,894** |
| Ganjám | 1,289 | 1,322 |
| Vizagapatam | 20,133 | 27,468 |
| **MALAYÁLAM.** | | |
| **Cheruman** | **121,567** | **133,628** |
| Nilgiris | 575 | 31 |
| Malabar | 117,853 | 130,002 |
| Anjengo | 9 | 6 |
| South Canara | 3,123 | 3,785 |
| **Iluvan** | **57,495** | **63,643** |
| Tinnevelly | 2,268 | 2,242 |
| Malabar | 54,362 | 60,606 |
| Anjengo | 626 | 652 |
| **Kammálan** | **52,673** | **55,2833** |
| Malabar | 51,338 | 53,874 |
| Anjengo | 37 | 38 |
| South Canara | 1,298 | 1,371 |
| **Náyar** | **198,196** | **213,906** |
| Madras | 936 | 150 |
| Nilgiris | 489 | 87 |
| Malabar | 185,541 | 202,431 |
| Anjengo | 18 | 2 |
| South Canara | 9,242 | 9,384 |
| **Tiyan** | **316,012** | **323,820** |
| Nilgiris | 285 | 85 |
| Malabar | 297,410 | 305,888 |
| South Canara | 17,935 | 17,527 |
| **CANARESE.** | | |
| **Bant** | **61,364** | **64,932** |
| South Canara | 61,334 | 64,915 |
| **Bédaru** | **24,783** | **25,110** |
| Bellary | 23,627 | 23,946 |
| Sandúr | 1,150 | 1,164 |
| **Billava** | **75,032** | **82,039** |
| South Canara | 75,016 | 82,038 |
| **Bráhman** | **45,842** | **47,884** |
| Cuddapah | 642 | 582 |
| Bellary | 5,386 | 5,577 |
| Anantapur | 2,799 | 3,172 |
| Madras | 1,200 | 854 |
| Chittoor | 939 | 1,000 |
| North Arcot | 991 | 1,121 |
| Salem | 1,940 | 1,943 |
| Coimbatore | 4,898 | 5,363 |
| South Arcot | 1,701 | 1,842 |
| Trichinopoly | 2,179 | 2,419 |
| Rámnád | 1,210 | 1,363 |
| Nilgiris | 105 | 77 |
| South Canara | 18,015 | 18,800 |
| Sandúr | 168 | 178 |
| **Gauda** | **23,120** | **22,479** |
| Nilgiris | 155 | 110 |
| South Canara | 22,672 | 22,241 |
| **Holeya** | **61,864** | **74,945** |
| Bellary | 6,581 | 6,614 |
| Coimbatore | 6,468 | 6,831 |
| Nilgiris | 1,136 | 918 |
| South Canara | 46,507 | 60,181 |
| Sandúr | 30 | 30 |
| **Jangam** | **54,059** | **56,032** |
| Ganjám | 1,893 | 1,797 |
| Vizagapatam | 4,784 | 4,860 |
| Agency, Vizagapatam | 740 | 743 |
| Gódavari | 2,349 | 2,335 |
| Agency, Gódavari | 355 | 243 |
| Kistna | 2,390 | 2,212 |
| Guntúr | 2,891 | 2,926 |
| Nellore | 4,053 | 4,175 |
| Cuddapah | 1,127 | 1,186 |

| Caste. | Males. | Females. |
|---|---|---|
| 1 | 2 | 3 |
| **CANARESE—*concld.*** | | |
| **Jangam—*concld.*** | | |
| Kurnool | 2,727 | 2,698 |
| Bellary | 10,055 | 10,537 |
| Anantapur | 864 | 825 |
| Madras | 386 | 300 |
| Chingleput | 1,219 | 1,355 |
| Chittoor | 3,536 | 4,288 |
| North Arcot | 2,059 | 2,276 |
| Salem | 7,005 | 7,355 |
| South Arcot | 1,890 | 2,029 |
| Banganapalle | 43 | 59 |
| Sandúr | 152 | 172 |
| **Kuruba** | **119,078** | **112,741** |
| Kistna | 1,268 | 1,236 |
| Cuddapah | 1,196 | 1,163 |
| Kurnool | 14,025 | 12,474 |
| Bellary | 51,382 | 49,016 |
| Anantapur | 31,634 | 29,637 |
| North Arcot | 9,979 | 10,053 |
| Chittoor | 8,620 | 8,093 |
| Sandúr | 276 | 323 |
| **Kurumban** { H. | **71,860** | **71,546** |
| **Kurumban** { A. | **356** | **333** |
| Salem | 17,603 | 16,362 |
| Coimbatore | 18,342 | 18,144 |
| South Arcot | 4,926 | 4,904 |
| Trichinopoly | 17,387 | 18,367 |
| Madura | 8,649 | 8,900 |
| Nilgiris { H. | 1,584 | 1,404 |
| Nilgiris { A. | 355 | 333 |
| Púdukkóttai | 2,730 | 2,830 |
| **Lingáyat** | **66,375** | **68,217** |
| Bellary | 39,940 | 40,464 |
| Anantapur | 5,597 | 5,078 |
| Salem | 3,609 | 3,969 |
| Coimbatore | 13,249 | 14,749 |
| Sandúr | 95 | 111 |
| **Pánchála** | **26,953** | **27,768** |
| Bellary | 8,009 | 7,524 |
| South Canara | 17,446 | 18,830 |
| Sandúr | 35 | 30 |
| **Vakkaliga** | **38,931** | **41,867** |
| Bellary | 1,913 | 1,617 |
| Salem | 1,255 | 1,823 |
| Coimbatore | 26,271 | 27,607 |
| Madura | 6,846 | 9,258 |
| Nilgiris | 1,757 | 717 |
| South Canara | 756 | 748 |
| **ORIYA.** | | |
| **Bávuri** | **29,386** | **37,874** |
| Ganjám | 28,625 | 37,075 |
| Agency, Vizagapatam | 668 | 698 |
| **Bottada** { H. | **30,943** | **31,137** |
| **Bottada** { A. | **16** | **5** |
| Agency, Vizaga-patam { H. | 30,913 | 31,118 |
| Agency, Vizaga-patam { A. | 16 | 5 |
| **Bráhman** | **69,920** | **73,835** |
| Ganjám | 61,301 | 65,098 |
| Agency, Ganjám | 808 | 593 |
| Vizagapatam | 2,908 | 3,332 |
| Agency, Vizagapatam | 4,461 | 4,528 |
| **Dandási** { H. | **20,741** | **24,524** |
| **Dandási** { A. | **4** | **5** |
| Ganjám { H. | 19,469 | 23,451 |
| Ganjám { A. | 4 | 5 |
| Agency, Ganjám | 636 | 533 |
| Agency, Vizagapatam | 585 | 482 |
| **Dombo** { H. | **30,191** | **30,478** |
| **Dombo** { A. | **1,179** | **1,128** |
| Ganjám { H. | 2,013 | 2,615 |
| Ganjám { A. | 120 | 140 |
| Agency, Ganjám | 505 | 543 |
| Agency, Vizaga-patam { H. | 26,287 | 26,321 |
| Agency, Vizaga-patam { A. | 1,059 | 988 |

| Caste. | Males. | Females. |
|---|---|---|
| 1 | 2 | 3 |
| **ORIYA—*concld.*** | | |
| **Gaudo** { H. | **58,006** | **64,186** |
| **Gaudo** { A. | **22** | ... |
| Ganjám { H. | 34,869 | 40,549 |
| Ganjám { A. | 22 | ... |
| Agency, Ganjám | 3,040 | 3,373 |
| Agency, Vizagapatam | 19,817 | 19,966 |
| **Karnam** | **23,499** | **23,023** |
| Ganjám | 11,791 | 11,756 |
| Vizagapatam | 5,587 | 5,480 |
| Agency, Vizagapatam | 2,502 | 2,293 |
| Gódávari | 1,028 | 1,020 |
| Agency, Gódávari | 149 | 176 |
| Kistna | 1,721 | 1,654 |
| **Odiya** { H. | **46,419** | **54,192** |
| **Odiya** { A. | **364** | **337** |
| Ganjám { H. | 37,249 | 45,069 |
| Ganjám { A. | 14 | 13 |
| Agency, Ganjám | 2,841 | 2,603 |
| Agency, Vizaga-patam { H. | 5,048 | 5,047 |
| Agency, Vizaga-patam { A. | 350 | 324 |
| Gódávari | 829 | 1,042 |
| **Paidi** { H. | **19,839** | **20,403** |
| **Paidi** { A. | **4,074** | **4,294** |
| Ganjám { H. | 4,153 | 4,328 |
| Ganjám { A. | 3 | ... |
| Vizagapatam | 5,884 | 5,934 |
| Agency, Vizaga-patam { H. | 9,722 | 9,989 |
| Agency, Vizaga-patam { A. | 4,071 | 4,294 |
| **Páno** { H. | **35,559** | **35,583** |
| **Páno** { A. | **92** | **89** |
| Ganjám | 10,845 | 11,067 |
| Agency, Ganjám { H. | 23,701 | 23,470 |
| Agency, Ganjám { A. | 92 | 89 |
| Agency, Vizagapatam | 921 | 957 |
| **Telli** | **23,063** | **24,849** |
| Ganjám | 11,569 | 12,515 |
| Agency, Ganjám | 760 | 587 |
| Vizagapatam | 10,323 | 11,230 |
| **OTHER MADRAS LANGUAGES.** | | |
| **Bráhman** | **56,168** | **56,571** |
| Gódávari | 1,130 | 1,401 |
| Kistna | 1,027 | 1,039 |
| Kurnool | 514 | 483 |
| Madras | 2,591 | 1,919 |
| Chittoor | 917 | 372 |
| Tanjore | 2,696 | 3,372 |
| Rámnád | 1,801 | 1,663 |
| South Canara | 37,064 | 37,445 |
| **Gadaba** { H. | **21,622** | **20,768** |
| **Gadaba** { A. | **1,389** | **1,336** |
| Vizagapatam | 8,413 | 8,667 |
| Agency, Vizaga-patam { H. | 13,198 | 12,093 |
| Agency, Vizaga-patam { A. | 1,363 | 1,293 |
| **Khond** { H. | **43,215** | **45,163** |
| **Khond** { A. | **133,269** | **133,273** |
| Ganjám { H. | 1,440 | 1,892 |
| Ganjám { A. | 12,567 | 13,296 |
| Agency, Ganjám { H. | 385 | 706 |
| Agency, Ganjám { A. | 72,815 | 72,182 |
| Vizagapatam { H. | 5,106 | 4,811 |
| Vizagapatam { A. | 206 | 269 |
| Agency, Vizaga-patam { H. | 36,036 | 37,485 |
| Agency, Vizaga-patam { A. | 47,701 | 47,482 |
| **Kshatriya** | **80,372** | **78,149** |
| Ganjám | 4,851 | 4,455 |
| Agency, Ganjám | 1,367 | 1,390 |
| Vizagapatam | 8,830 | 9,287 |
| Agency, Vizagapatam | 1,266 | 1,225 |
| Gódávari | 9,708 | 10,072 |
| Kistna | 13,837 | 11,935 |
| Guntúr | 3,087 | 2,979 |
| Nellore | 3,557 | 2,952 |
| Cuddapah | 1,916 | 1,601 |
| Kurnool | 1,127 | 997 |

This content downloaded from
106.51.163.168 on Wed, 05 Jun 2024 15:15:17 +00:00
All use subject to https://about.jstor.org/terms

# TABLE XIII.

## Part II.—Territorial distribution of principal castes, etc.—*concluded.*

| Caste. | Males. | Females. |
|---|---|---|
| 1 | 2 | 3 |
| **OTHER MADRAS LANGUAGES—*concld.*** | | |
| **Kshatriya—*concld.*** | | |
| Bellary ... ... | 674 | 701 |
| Anantapur ... ... | 906 | 1,080 |
| Madras ... ... | 4,291 | 4,175 |
| Chingleput ... ... | 3,440 | 3,476 |
| North Arcot ... ... | 1,400 | 1,179 |
| Chittoor ... ... | 1,468 | 1,180 |
| Salem ... ... ... | 1,186 | 1,101 |
| Tanjore ... ... | 1,372 | 2,033 |
| Madura ... ... | 7,968 | 7,897 |
| Rámnad ... ... | 2,443 | 3,111 |
| Tinnevelly ... ... | 1,251 | 1,178 |
| South Canara ... | 1,766 | 1,584 |
| Banganapalle ... | 145 | 121 |
| **Lambádi** { H. ... ... | **23,449** | **22,541** |
| A. ... ... | **1,793** | **1,635** |
| **Kistna** { H. ... ... | 2,213 | 2,061 |
| A. ... ... | 63 | 43 |
| **Guntúr** { H. ... ... | 2,315 | 2,088 |
| A. ... ... | 229 | 196 |
| Cuddapah ... ... | 964 | 910 |
| Kurnool ... ... | 2,606 | 2,253 |
| **Bellary** { H. ... ... | 6,557 | 7,119 |
| A. ... ... | 130 | 103 |
| **Anantapur** { H. ... | 4,794 | 4,309 |
| A. ... | 1,195 | 1,111 |
| **Chittoor** { H. ... | 1,348 | 1,200 |
| A. ... | 116 | 127 |
| Banganapalle ... | 91 | 84 |
| Sandúr ... ... | 208 | 194 |
| **Mahráti ... ...** | **39,078** | **40,169** |
| Agency, Gódávari | 120 | 111 |
| Nellore ... ... | 673 | 722 |
| Cuddapah ... ... | 1,114 | 1,046 |
| Kurnool ... ... | 1,539 | 1,569 |
| Bellary ... ... | 1,314 | 1,054 |
| Anantapur ... ... | 1,151 | 1,118 |
| Madras ... ... | 1,288 | 1,196 |
| Chittoor ... ... | 1,102 | 1,170 |
| North Arcot ... ... | 2,455 | 2,559 |
| Salem ... ... ... | 2,180 | 2,064 |
| Tanjore ... ... | 2,866 | 3,755 |
| Nilgiris ... ... | 544 | 473 |
| South Canara ... | 16,767 | 17,655 |
| Sandúr ... ... | 453 | 472 |
| **Pátnúlkáran ... ...** | **45,444** | **47,396** |
| Madras ... ... | 506 | 492 |
| North Arcot ... ... | 1,469 | 1,502 |
| Salem ... ... | 4,367 | 4,056 |
| Tanjore ... ... | 5,615 | 6,474 |
| Trichinopoly ... ... | 3,429 | 3,925 |
| Madura ... ... | 21,393 | 22,038 |
| Rámnád ... ... | 4,908 | 5,146 |
| Tinnevelly ... ... | 2,157 | 2,092 |
| Pudukkóttai ... | 418 | 433 |
| **Poroja** { H. ... ... | **35,960** | **34,389** |
| A. ... ... | **11,832** | **10,556** |
| Agency, Vizagapatam { H. ... | 35,953 | 34,388 |
| A. ... | 11,832 | 10,556 |
| **Savara** { H. ... ... | **27,411** | **28,641** |
| A. ... ... | **64,937** | **65,139** |
| **Ganjám** { H. ... ... | 9,676 | 11,641 |
| A. ... ... | 13,415 | 13,020 |
| Agency, Ganjám { H. | 2,432 | 2,357 |
| A. | 37,206 | 37,379 |
| Agency, Vizagapatam { H. ... | 15,180 | 14,553 |
| A. ... | 14,292 | 14,720 |

| Caste. | Males. | Females. |
|---|---|---|
| 1 | 2 | 3 |
| **MUSALMAN.** | | |
| **Dúdekula ... ...** | **36,076** | **35,536** |
| Gódávari ... ... | 1,185 | 1,268 |
| Agency, Gódávari ... | 168 | 155 |
| Kistna ... ... | 1,378 | 1,485 |
| Guntúr ... ... | 2,001 | 1,916 |
| Nellore ... ... | 1,233 | 1,320 |
| Cuddapah ... ... | 8,977 | 8,101 |
| Kurnool ... ... | 8,707 | 8,558 |
| Bellary ... ... | 3,098 | 2,934 |
| Anantapur ... ... | 6,188 | 6,542 |
| Chittoor ... ... | 1,792 | 1,804 |
| Banganapalle ... | 392 | 127 |
| **Labbai ... ...** | **184,923** | **210,780** |
| Madras ... ... | 2,895 | 2,178 |
| Chingleput ... ... | 2,432 | 2,611 |
| Chittoor ... ... | 888 | 557 |
| North Arcot ... ... | 23,525 | 26,948 |
| Salem ... ... ... | 2,100 | 1,751 |
| Coimbatore ... ... | 9,240 | 9,132 |
| South Arcot ... ... | 3,888 | 3,363 |
| Tanjore ... ... | 22,735 | 25,430 |
| Trichinopoly ... ... | 16,727 | 20,072 |
| Madura ... ... | 24,953 | 26,799 |
| Rámnád ... ... | 32,042 | 47,015 |
| Tinnevelly ... ... | 20,954 | 28,497 |
| Nilgiris ... ... | 895 | 311 |
| Malabar ... ... | 15,485 | 15,487 |
| Pudukkóttai ... | 4,986 | 5,983 |
| **Mappilla ... ...** | **514,555** | **518,202** |
| Nilgiris ... ... | 728 | 114 |
| Malabar ... ... | 454,263 | 457,520 |
| Anjengo ... ... | 118 | 103 |
| South Canara ... | 58,335 | 59,819 |
| **Pathán ... ...** | **54,536** | **52,384** |
| Agency, Gódávari ... | 110 | 103 |
| Kistna ... ... | 1,904 | 1,686 |
| Guntúr ... ... | 4,001 | 3,663 |
| Nellore ... ... | 2,222 | 2,080 |
| Cuddapah ... ... | 3,339 | 3,026 |
| Kurnool ... ... | 3,029 | 3,028 |
| Bellary ... ... | 2,020 | 1,687 |
| Anantapur ... ... | 3,680 | 3,966 |
| Madras ... ... | 2,163 | 1,857 |
| Chingleput ... ... | 840 | 769 |
| Chittoor ... ... | 3,223 | 2,935 |
| North Arcot ... ... | 3,601 | 3,426 |
| Salem ... ... ... | 3,564 | 3,551 |
| Coimbatore ... ... | 2,934 | 3,072 |
| South Arcot ... ... | 3,575 | 3,443 |
| Tanjore ... ... | 2,096 | 2,451 |
| Trichinopoly ... ... | 2,530 | 2,383 |
| Madura ... ... | 2,383 | 2,525 |
| Rámnád ... ... | 1,118 | 1,161 |
| Tinnevelly ... ... | 1,096 | 1,053 |
| Nilgiris ... ... | 389 | 312 |
| Malabar ... ... | 2,070 | 1,677 |
| Pudukkóttai ... | 323 | 321 |
| Banganapalle ... | 175 | 108 |
| Sandúr ... ... | 34 | 26 |
| **Saiyad ... ...** | **85,730** | **84,395** |
| Vizagapatam ... | 1,303 | 1,384 |
| Gódávari ... ... | 1,388 | 1,421 |
| Agency, Gódávari ... | 136 | 137 |
| Kistna ... ... | 3,331 | 2,971 |
| Guntúr ... ... | 5,443 | 5,103 |
| Nellore ... ... | 5,679 | 5,321 |
| Cuddapah ... ... | 6,072 | 5,588 |
| Kurnool ... ... | 8,065 | 7,269 |
| Bellary ... ... | 6,139 | 5,364 |
| Anantapur ... ... | 4,983 | 4,529 |
| Madras ... ... | 5,171 | 4,843 |
| Chingleput ... ... | 1,949 | 1,855 |
| Chittoor ... ... | 4,372 | 4,052 |
| North Arcot ... ... | 6,562 | 6,766 |
| Salem ... ... ... | 3,638 | 3,162 |

| Caste. | Males. | Females. |
|---|---|---|
| 1 | 2 | 3 |
| **MUSALMAN—*concld.*** | | |
| **Saiyad—*concld.*** | | |
| Coimbatore ... ... | 1,928 | 1,830 |
| South Arcot ... ... | 3,550 | 3,246 |
| Tanjore ... ... | 3,195 | 5,588 |
| Trichinopoly ... ... | 2,019 | 1,977 |
| Madura ... ... | 1,529 | 1,640 |
| Rámnád ... ... | 2,468 | 2,723 |
| Tinnevelly ... ... | 2,378 | 3,078 |
| Nilgiris ... ... | 254 | 225 |
| South Canara ... | 1,488 | 1,371 |
| Banganapalle ... | 632 | 711 |
| Sandúr ... ... | 236 | 219 |
| **Shelk ... ... ...** | **442,866** | **450,007** |
| Ganjám ... ... | 1,664 | 1,656 |
| Vizagapatam ... | 7,691 | 8,122 |
| Agency, Vizagapatam. | 542 | 522 |
| Gódávari ... ... | 8,105 | 8,209 |
| Agency, Gódávari ... | 841 | 826 |
| Kistna ... ... | 26,392 | 26,508 |
| Guntúr ... ... | 46,688 | 45,891 |
| Nellore ... ... | 31,433 | 30,570 |
| Cuddapah ... ... | 31,627 | 30,985 |
| Kurnool ... ... | 40,709 | 39,402 |
| Bellary ... ... | 35,942 | 34,962 |
| Anantapur ... ... | 25,510 | 23,165 |
| Madras ... ... | 19,392 | 18,608 |
| Chingleput ... ... | 9,246 | 8,534 |
| Chittoor ... ... | 20,053 | 18,587 |
| North Arcot ... ... | 21,172 | 22,500 |
| Salem ... ... ... | 12,213 | 12,174 |
| Coimbatore ... ... | 6,129 | 6,351 |
| South Arcot ... ... | 20,265 | 21,151 |
| Tanjore ... ... | 23,606 | 32,645 |
| Trichinopoly ... | 8,862 | 8,601 |
| Madura ... ... | 5,473 | 5,802 |
| Rámnád ... ... | 8,159 | 11,744 |
| Tinnevelly ... | 14,891 | 17,216 |
| Nilgiris ... ... | 1,311 | 1,047 |
| South Canara ... | 9,137 | 8,709 |
| Pudukkóttai ... | 746 | 713 |
| Banganapalle ... | 2,702 | 2,746 |
| Sandúr ... ... | 1,004 | 1,017 |
| **CHRISTIAN.** | | |
| **Indian Christian ...** | **573,438** | **594,157** |
| Ganjám ... ... | 1,078 | 1,104 |
| Agency, Ganjám ... | 972 | 918 |
| Vizagapatam ... | 1,668 | 1,811 |
| Agency, Vizagapatam. | 4,884 | 4,795 |
| Gódávari ... ... | 3,752 | 3,664 |
| Agency, Gódávari ... | 793 | 809 |
| Kistna ... ... | 24,911 | 24,671 |
| Guntúr ... ... | 63,133 | 60,363 |
| Nellore ... ... | 21,832 | 21,906 |
| Cuddapah ... ... | 11,316 | 11,036 |
| Kurnool ... ... | 21,190 | 20,795 |
| Bellary ... ... | 1,582 | 1,590 |
| Anantapur ... ... | 1,648 | 1,448 |
| Madras ... ... | 13,121 | 14,171 |
| Chingleput ... ... | 13,660 | 13,919 |
| Chittoor ... ... | 2,133 | 2,137 |
| North Arcot ... ... | 15,628 | 16,166 |
| Salem ... ... ... | 7,029 | 7,390 |
| Coimbatore ... ... | 8,992 | 9,312 |
| South Arcot ... ... | 33,112 | 33,499 |
| Tanjore ... ... | 42,280 | 46,326 |
| Trichinopoly ... ... | 41,618 | 44,545 |
| Madura ... ... | 29,382 | 30,302 |
| Rámnád ... ... | 36,145 | 40,431 |
| Tinnevelly ... ... | 84,076 | 91,416 |
| Nilgiris ... ... | 6,354 | 6,362 |
| Malabar ... ... | 24,363 | 24,081 |
| Anjengo ... ... | 1,514 | 1,625 |
| South Canara ... | 46,790 | 48,740 |
| Pudukkóttai ... | 7,923 | 8,439 |
| Banganapalle ... | 421 | 363 |
| Sandúr ... ... | 33 | 29 |



This content downloaded from 106.51.163.168 on Wed, 05 Jun 2024 15:15:17 +00:00
All use subject to https://about.jstor.org/terms



This content downloaded from
106.51.163.168 on Wed, 05 Jun 2024 15:15:17 +00:00
All use subject to https://about.jstor.org/terms

# TABLE XIV.

## CIVIL CONDITION BY AGE FOR SELECTED CASTES.

This table deals with certain selected castes in the districts where they are specially numerous.

2. The population dealt with in this table includes only those who have returned the name of the main caste, and not of sub-castes subsequently clubbed together in table XIII. The following are exceptions:—

| Main caste. | Sub-castes included. |
|---|---|
| Balija ... ... ... ... ... | Kavarai. |
| Dévánga ... ... ... ... | Déva Bráhman. |
| Kammálan, Kamsala ... ... ... | Visva Bráhman and also occupational terms, such as *Tattán*, *Tachchan*, *Kollan*, *Kannán Karumán*, *Pattan* and *Ásári*. |
| Kómati ... ... ... ... ... | Vaisya and Árya Vaisya. |
| Shánán ... ... ... ... ... | Sándrór, Nádár and Kshatriya Sándrór. |

This content downloaded from
106.51.163.168 on Wed, 05 Jun 2024 15:15:17 +00:00
All use subject to https://about.jstor.org/terms

# TABLE XIV.

## Civil condition by age for selected castes.

| CASTE. | LOCALITY. | SEX. | POPULATION DEALT WITH. | UNMARRIED. | | | | | | MARRIED. | | | | | | | WIDOWED. | | | | | |
|---|---|---|---|---|---|---|---|---|---|---|---|---|---|---|---|---|---|---|---|---|---|---|
| | | | | TOTAL. | 0-5. | 5-12. | 12-15. | 15-20. | 20-40. | 40 AND OVER. | TOTAL. | 0-5. | 5-12. | 12-15. | 15-20. | 20-40. | 40 AND OVER. | TOTAL. | 0-5. | 5-12. | 12-15. | 15-20. | 20-40. | 40 AND OVER. |
| 1 | 2 | 3 | 4 | 5 | 6 | 7 | 8 | 9 | 10 | 11 | 12 | 13 | 14 | 15 | 16 | 17 | 18 | 19 | 20 | 21 | 22 | 23 | 24 | 25 |
| Balija ... ... | Cuddapah, North Arcot, Salem and South Arcot. | Male ... | 112,274 | 61,268 | 13,329 | 18,749 | 8,117 | 8,957 | 10,513 | 1,603 | 45,588 | 25 | 74 | 97 | 837 | 21,613 | 22,942 | 5,418 | ... | 9 | 8 | 8 | 784 | 4,609 |
| | | Female... | 112,772 | 38,899 | 13,156 | 18,236 | 4,411 | 1,781 | 960 | 355 | 47,788 | 86 | 1,231 | 2,315 | 7,170 | 27,740 | 9,246 | 26,085 | 2 | 36 | 55 | 280 | 6,124 | 19,588 |
| Bráhman, Tamil ... | Madras and Tanjore | Male ... | 75,848 | 33,112 | 8,240 | 11,451 | 5,023 | 4,924 | 2,805 | 669 | 38,612 | 14 | 73 | 478 | 2,977 | 19,862 | 15,208 | 4,124 | ... | 1 | 5 | 33 | 595 | 3,490 |
| | | Female... | 74,453 | 19,232 | 8,181 | 9,313 | 883 | 352 | 347 | 156 | 36,822 | 33 | 1,399 | 3,400 | 6,542 | 17,794 | 7,564 | 18,399 | 3 | 17 | 45 | 312 | 3,998 | 14,024 |
| Bráhman, Telugu ... | Ganjám,* Kistna and Madras. | Male ... | 55,376 | 28,369 | 6,561 | 10,259 | 4,082 | 3,887 | 2,762 | 818 | 24,432 | 10 | 203 | 557 | 2,248 | 11,961 | 9,453 | 2,575 | ... | ... | 3 | 36 | 390 | 2,146 |
| | | Female... | 55,065 | 12,938 | 5,976 | 6,258 | 244 | 229 | 195 | 36 | 26,005 | 38 | 2,382 | 2,675 | 4,675 | 11,309 | 4,926 | 16,122 | 5 | 61 | 126 | 422 | 3,978 | 11,530 |
| Bráhman, Malayálam-Embrándri. | Malabar ... ... | Male ... | 1,563 | 606 | 106 | 170 | 84 | 126 | 115 | 5 | 877 | ... | ... | ... | 17 | 424 | 436 | 80 | ... | ... | ... | 1 | 28 | 51 |
| | | Female... | 957 | 341 | 111 | 164 | 49 | 8 | 7 | 2 | 404 | ... | 1 | 19 | 74 | 237 | 73 | 212 | ... | ... | 1 | 3 | 52 | 156 |
| Bráhman, Malayálam-Nambúdri. | Malabar ... ... | Female... | 5,726 | 2,071 | 618 | 768 | 300 | 262 | 113 | 10 | 3,013 | ... | ... | 1 | 55 | 1,494 | 1,463 | 201 | ... | ... | ... | 46 | 155 | |
| Bráhman, Malayálam-Pattar. | Malabar ... ... | Male ... | 1,609 | 609 | 149 | 148 | 74 | 107 | 111 | 20 | 921 | ... | 3 | 38 | 236 | 1,365 | 493 | 1,522 | ... | ... | 1 | 19 | 266 | 1,236 |
| | | Female... | 1,003 | 363 | 179 | 163 | 14 | 4 | 2 | 1 | 495 | ... | 8 | 43 | 93 | 261 | 90 | 145 | ... | ... | ... | 2 | 13 | 66 |
| Bráhman, Canarese. | Madras and South Canara. | Male ... | 18,601 | 9,385 | 2,162 | 3,095 | 1,254 | 1,562 | 1,138 | 174 | 8,162 | 1 | 6 | 26 | 368 | 4,395 | 3,426 | 1,054 | ... | ... | 2 | 10 | 131 | 911 |
| | | Female... | 19,084 | 5,151 | 2,124 | 2,837 | 133 | 21 | 26 | 10 | 8,740 | 4 | 292 | 913 | 1,816 | 4,386 | 1,329 | 5,193 | ... | 7 | 23 | 133 | 1,510 | 3,520 |
| Bráhman, Oriyá | Ganjám and Madras | Male ... | 60,812 | 28,717 | 7,558 | 11,515 | 4,273 | 3,149 | 1,977 | 245 | 29,970 | 70 | 268 | 602 | 2,436 | 15,513 | 11,081 | 2,125 | 2 | 10 | 31 | 48 | 392 | 1,642 |
| | | Female... | 65,142 | 17,822 | 7,976 | 8,730 | 257 | 344 | 342 | 173 | 30,664 | 373 | 2,581 | 3,649 | 4,673 | 14,375 | 5,013 | 16,656 | 12 | 86 | 175 | 446 | 4,472 | 11,465 |
| Cheruman ... ... | Malabar ... ... | Male ... | 118,100 | 63,587 | 17,144 | 20,649 | 9,764 | 10,064 | 5,799 | 167 | 47,462 | .... | 4 | 49 | 1,400 | 28,317 | 17,692 | 5,051 | ... | ... | 6 | 123 | 1,998 | 2,924 |
| | | Female... | 128,331 | 52,235 | 17,269 | 20,132 | 7,424 | 5,193 | 2,012 | 205 | 51,290 | ... | 100 | 1,415 | 7,963 | 33,156 | 8,656 | 24,806 | ... | 5 | 59 | 653 | 7,593 | 16,496 |
| Chetti ... ... | Coimbatore and Rámnád | Male ... | 46,774 | 24,376 | 6,159 | 8,077 | 3,287 | 3,406 | 3,060 | 387 | 20,368 | 11 | 75 | 175 | 976 | 10,013 | 9,118 | 2,030 | 1 | 1 | 3 | 12 | 456 | 1,557 |
| | | Female... | 52,942 | 19,238 | 6,304 | 8,109 | 2,704 | 1,484 | 428 | 209 | 22,833 | 25 | 179 | 665 | 2,908 | 13 546 | 5,510 | 10,871 | 2 | 11 | 18 | 98 | 2,393 | 8,349 |
| Dévanga ... | Vizagapatam and Gódávari. | Male ... | 24,191 | 10,838 | 2,887 | 3,942 | 1,580 | 1,207 | 1,035 | 187 | 12,160 | 13 | 159 | 447 | 924 | 6,170 | 4,147 | 1,193 | ... | 5 | 10 | 19 | 259 | 900 |
| | | Female... | 24,204 | 6,219 | 2,619 | 3,011 | 304 | 68 | 187 | 30 | 12,008 | 55 | 1,307 | 974 | 1,798 | 5,968 | 1,906 | 5,977 | 3 | 30 | 45 | 95 | 1,491 | 4,313 |
| Holeya ... ... | South Canara ... ... | Male ... | 45,508 | 28,516 | 7,149 | 9,616 | 4,306 | 3,983 | 3,299 | 163 | 15,403 | 11 | 24 | 45 | 205 | 8,227 | 6,891 | 1,589 | ... | 2 | ... | 11 | 400 | 1,176 |
| | | Female... | 59,699 | 24,720 | 7,569 | 9,811 | 3,720 | 2,502 | 1,025 | 93 | 21,959 | 4 | 123 | 521 | 2,887 | 14,006 | 3,818 | 13,020 | 1 | 8 | 22 | 187 | 3,565 | 9,237 |
| Kaikólan ... | Coimbatore and Salem | Male ... | 49,623 | 25,530 | 6,882 | 8,801 | 3,637 | 3,490 | 2,344 | 376 | 21,088 | 15 | 84 | 210 | 1,186 | 11,150 | 8,443 | 3,005 | 1 | 4 | 3 | 29 | 620 | 2,348 |
| | | Female... | 51,451 | 22,235 | 7,043 | 9,170 | 2,923 | 1,765 | 988 | 346 | 22,225 | 7 | 297 | 751 | 2,836 | 12,353 | 5,981 | 6,991 | 1 | 8 | 11 | 65 | 1,536 | 5,370 |
| Kálingi ... ... | Ganjám ... ... ... | Male ... | 27,523 | 9,964 | 3 491 | 4,324 | 1,033 | 742 | 332 | 42 | 16,387 | 22 | 855 | 965 | 1,903 | 7,419 | 5,223 | 1,172 | 3 | 44 | 36 | 61 | 242 | 786 |
| | | Female... | 30,199 | 5,560 | 3,371 | 2,051 | 89 | 29 | 24 | 16 | 18,039 | 309 | 3,705 | 1,628 | 2,313 | 7,601 | 2,483 | 6,560 | 5 | 105 | 91 | 165 | 1,567 | 4,647 |
| Kalinji ... ... | Ganjám ... ... ... | Male ... | 22,681 | 9,789 | 3,450 | 4,649 | 1,070 | 366 | 180 | 74 | 12,393 | 42 | 554 | 1,007 | 1,444 | 5,516 | 3,830 | 499 | 4 | 9 | 11 | 30 | 143 | 302 |
| | | Female... | 28,074 | 7,125 | 3,608 | 2,934 | 257 | 121 | 148 | 57 | 16,255 | 165 | 2,729 | 1,516 | 2,073 | 7,282 | 2,490 | 4,694 | 2 | 52 | 51 | 105 | 1,041 | 3,443 |
| Kammálan ... | Madura, Rámnád and Tinnevelly. | Male ... | 98,113 | 54,411 | 13,166 | 17,549 | 6,936 | 8,216 | 7,788 | 806 | 40,339 | 18 | 133 | 155 | 716 | 20,440 | 18,877 | 3,363 | 1 | ... | 1 | 11 | 744 | 2,606 |
| | | Female... | 105,035 | 42,729 | 14,191 | 18,086 | 5,507 | 3,362 | 1,237 | 346 | 44,225 | 20 | 318 | 872 | 5,047 | 27,049 | 10,019 | 18,081 | 1 | 10 | 29 | 147 | 4,282 | 13,612 |
| Kamsala ... ... | Vizagapatam and Gódávari. | Male ... | 47,290 | 22,323 | 5,283 | 8,622 | 3,198 | 2,984 | 1,993 | 243 | 22,697 | 16 | 253 | 522 | 1,723 | 11,881 | 8,502 | 2,070 | ... | 4 | 22 | 62 | 409 | 1,573 |
| | | Female... | 48,611 | 12,418 | 5,773 | 5,815 | 883 | 219 | 165 | 63 | 22,868 | 75 | 3,283 | 2,186 | 3,553 | 10,474 | 3,397 | 13,225 | 3 | 125 | 147 | 652 | 4,092 | 8,206 |
| Kápu ... ... | Vizagapatam and Cuddapah. | Male ... | 365,421 | 175,487 | 41,016 | 67,502 | 22,931 | 21,016 | 20,129 | 2,893 | 176,094 | 118 | 3,241 | 4,749 | 11,206 | 84,154 | 72,626 | 13,840 | ... | 95 | 132 | 167 | 2,308 | 11,038 |
| | | Female... | 377,961 | 107,082 | 42,475 | 51,214 | 8,306 | 2,928 | 1,751 | 408 | 189,610 | 951 | 20,982 | 14,295 | 24,265 | 95,129 | 33,988 | 81,269 | 20 | 592 | 666 | 1,551 | 21,332 | 57,108 |
| Kómati ... ... | Kistna, Nellore and Guntúr. | Male ... | 84,709 | 41,571 | 10,229 | 14,397 | 6,038 | 5,392 | 4,592 | 923 | 39,488 | 8 | 105 | 477 | 2,295 | 18,915 | 17,688 | 3,650 | ... | 4 | 11 | 49 | 644 | 2,942 |
| | | Female... | 87,480 | 22,816 | 10,570 | 11,063 | 759 | 143 | 220 | 61 | 42,344 | 51 | 3,656 | 5,212 | 7,247 | 18,830 | 7,348 | 22,320 | 1 | 111 | 170 | 661 | 5,631 | 15,746 |
| Mála ... ... | Gódávari and Kistna | Male ... | 289,454 | 151,845 | 12,501 | 62,875 | 19,603 | 15,779 | 10,044 | 1,043 | 128,698 | 45 | 1,249 | 1,383 | 6,881 | 66,554 | 52,606 | 8,911 | 1 | 32 | 32 | 126 | 1,921 | 6,799 |
| | | Female... | 297,258 | 109,774 | 41,488 | 51,278 | 9,157 | 3,622 | 3,183 | 1,046 | 138,710 | 215 | 7,368 | 9,337 | 21,508 | 74,424 | 25,858 | 48,774 | 9 | 171 | 289 | 1,746 | 12,631 | 33,128 |
| Paraiyan ... ... | South Arcot and Tanjore. | Male ... | 447,856 | 245,090 | 73,125 | 86,920 | 30,533 | 34,559 | 18,663 | 1,290 | 191,475 | 129 | 446 | 555 | 4,772 | 99,634 | 85,939 | 11,291 | 2 | 10 | 14 | 63 | 2,036 | 9,166 |
| | | Female... | 473,521 | 195,870 | 76,249 | 92,465 | 19,410 | 12,372 | 4,491 | 853 | 212,495 | 235 | 3,227 | 5,806 | 29,068 | 129,978 | 43,281 | 65,156 | 10 | 92 | 93 | 607 | 13,560 | 50,794 |
| Sále ... ... | Vizagapatam, Gódávari and Kistna. | Male ... | 55,750 | 25,793 | 6,471 | 10,287 | 3,300 | 3,456 | 1,968 | 311 | 27,458 | 15 | 467 | 561 | 1,744 | 14,362 | 10,309 | 2,499 | ... | 11 | 10 | 34 | 652 | 1,792 |
| | | Female... | 56,751 | 16,519 | 6,628 | 7,442 | 1,245 | 513 | 467 | 224 | 28,297 | 119 | 3,026 | 2,502 | 4,726 | 13,091 | 4,833 | 11,935 | 3 | 66 | 136 | 493 | 3,170 | 8,137 |
| Shánán ... ... | Tinnevelly ... ... | Male ... | 132,277 | 77,681 | 18,672 | 24,666 | 9,959 | 12,329 | 11,686 | 369 | 49,974 | 9 | 31 | 46 | 387 | 25,522 | 23,979 | 4,622 | 2 | 5 | 3 | 12 | 686 | 3,914 |
| | | Female... | 137,848 | 62,776 | 19,246 | 25,539 | 8,887 | 7,321 | 1,450 | 333 | 52,838 | 24 | 99 | 267 | 4,306 | 35,672 | 12,470 | 22,234 | 1 | 9 | 4 | 40 | 4,502 | 17,678 |
| Tíyan ... ... | Malabar ... ... | Male ... | 297,410 | 170,168 | 41,129 | 53,970 | 23,778 | 27,922 | 22,922 | 447 | 115,552 | ... | 34 | 172 | 2,083 | 66,485 | 46,798 | 11,690 | ... | 2 | 4 | 145 | 5,173 | 6,366 |
| | | Female... | 305,888 | 133,673 | 41,134 | 51,349 | 18,797 | 14,333 | 7,403 | 657 | 115,463 | 1 | 326 | 3,118 | 16,663 | 75,673 | 19,682 | 56,752 | ... | 12 | 199 | 1,784 | 18,225 | 36,532 |
| Vellála ... ... | Salem and Coimbatore | Male ... | 432,134 | 234,412 | 52,578 | 73,115 | 32,396 | 37,058 | 34,947 | 4,318 | 179,351 | 79 | 322 | 909 | 4,476 | 89,431 | 83,934 | 18,371 | 2 | 13 | 11 | 46 | 3,074 | 15,225 |
| | | Female... | 439,394 | 179,376 | 54,011 | 74,593 | 27,155 | 18,553 | 4,280 | 784 | 183,168 | 117 | 1,192 | 3,600 | 16,712 | 114,150 | 46,697 | 76,850 | 12 | 55 | 80 | 568 | 18,574 | 59,561 |

* Here and elsewhere in this table, the districts of Ganjám, Vizagapatam and Gódávari include their Agencies.



This content downloaded from 106.51.163.168 on Wed, 05 Jun 2024 15:15:17 +00:00
All use subject to https://about.jstor.org/terms

# TABLE XV-A.

## OCCUPATION.

## PART I.—PROVINCIAL SUMMARY.

This table is divided into three sections—Section A, a general table of occupations; Section B, Subsidiary occupations of agriculturists; Section E, Statistics of Industries.

*XV-A—General table of occupations.*—This is complete in itself and deals with the whole population of the Presidency. It has been prepared in two sections—

(1) A provincial summary giving the totals for British territory, Feudatory States, and Cities;

(2) A detailed table giving the statistics for each district, state and city.

Figures of cities are also included in the district and provincial totals.



This content downloaded from
106.51.163.168 on Wed, 05 Jun 2024 15:15:17 +00:00
All use subject to https://about.jstor.org/terms

# TABLE XV-A.

## Occupation. Part I.—Provincial Summary.

| Group number. | OCCUPATION. | BRITISH TERRITORY. | | | | | | | FEUDATORY STATES. | | | | | | CITIES. | | | | | |
|---|---|---|---|---|---|---|---|---|---|---|---|---|---|---|---|---|---|---|---|---|
| | | Total actual workers and dependents. | Actual workers. Total. | | Actual workers. Partially agriculturist. | | Total dependents. | Total actual workers and dependents. | Actual workers. Total. | | Actual workers. Partially agriculturist. | | Total dependents. | Total actual workers and dependents. | Actual workers. Total. | | Actual workers. Partially agriculturist. | | Total dependents. | |
| | | | Males. | Females. | Males. | Females. | | | Males. | Females. | Males. | Females. | | | Males. | Females. | Males. | Females. | | |
| 1 | 2 | 3 | 4 | 5 | 6 | 7 | 8 | 9 | 10 | 11 | 12 | 13 | 14 | 15 | 16 | 17 | 18 | 19 | 20 | |
| | TOTAL ... | *41,405,404* | *12,783,881* | *8,249,231* | *459,568* | *126,077* | *20,372,292* | *464,756* | *148,973* | *130,147* | *7,498* | *1,680* | *185,636* | *1,345,539* | *410,008* | *116,076* | *9,366* | *1,142* | *819,455* | |
| | CLASS A.—PRODUCTION OF RAW MATERIALS. | *29,266,763* | *9,074,054* | *6,254,518* | *34,468* | *6,972* | *13,938,191* | *338,310* | *111,568* | *104,241* | *182* | *8* | *122,501* | *186,624* | *54,415* | *16,160* | *274* | *55* | *116,049* | |
| | SUB-CLASS I.—EXPLOITATION OF THE SURFACE OF THE EARTH. | *29,249,994* | *9,068,325* | *6,252,476* | *33,819* | *6,919* | *13,929,193* | *336,743* | *110,901* | *103,917* | *182* | *7* | *121,925* | *186,163* | *53,259* | *16,151* | *273* | *55* | *115,753* | |
| | **Order 1.—Pasture and agriculture.** | *29,011,171* | *8,982,956* | *6,236,049* | *27,998* | *5,348* | *13,792,166* | *336,601* | *110,857* | *103,886* | *173* | *7* | *121,858* | *170,512* | *48,445* | *15,564* | *239* | *55* | *106,503* | |
| | **Order 1 (*a*).—Ordinary cultivation.** | *28,288,808* | *8,606,588* | *6,158,382* | *3,938* | *71* | *13,523,838* | *332,641* | *108,987* | *103,349* | *5* | | *120,305* | *152,255* | *42,093* | *14,001* | *60* | ... | *96,159* | |
| 1 | (*a*) Non-cultivating landowners ... | 951,633 | 221,665 | 112,185 | ... | ... | 617,783 | 8,561 | 2,276 | 788 | .. | .. | 5,497 | 27,818 | 6,314 | 1,783 | ... | ... | 19,721 | |
| 1 | (*b*) Non-cultivating tenants ... | 163,207 | 41,540 | 17,541 | ... | ... | 104,125 | 189 | 23 | 76 | .. | .. | 90 | 8,933 | 2,891 | 231 | ... | ... | 5,811 | |
| 2 | (*a*) Cultivating landowners ... | 12,918,207 | 4,026,288 | 2,185,889 | ... | ... | 6,706,030 | 249,802 | 80,866 | 78,339 | .. | .. | 90,597 | 52,081 | 14,434 | 3,544 | ... | ... | 34,043 | |
| 2 | (*b*) Cultivating tenants ... | 6,373,560 | 1,978,387 | 1,088,843 | ... | ... | 3,306,330 | 50,349 | 16,371 | 16,061 | ... | ... | 17,917 | 28,514 | 9,065 | 1,103 | ... | ... | 18,346 | |
| 3 | Agents, managers of landed estates (not planters), clerks, rent collectors, etc. | 74,419 | 23,508 | 1,629 | 3,938 | 71 | 49,282 | 89 | 46 | ... | 5 | .. | 43 | 2,838 | 941 | 111 | 60 | ... | 1,786 | |
| 4 | Farm servants and field labourers ... | 7,807,782 | 2,315,200 | 2,752,295 | .. | ... | 2,740,287 | 23,651 | 9,405 | 8,085 | ... | .. | 6,161 | 3,2131 | 8,450 | 7,229 | ... | ... | 16,452 | |
| | **Order 1 (*b*).—Growers of special products and market gardening.** | *155,567* | *53,563* | *18,582* | *3,666* | *906* | *83,422* | *694* | *207* | *15* | *34* | ... | *472* | *9,003* | *2,964* | *287* | *28* | ... | *5,752* | |
| 5 | Tea, coffee, cinchona and indigo plantations. | 37,286 | 16,764 | 9,723 | 431 | 56 | 10,799 | 93 | 8 | ... | 1 | ... | 85 | 153 | 29 | 14 | ... | ... | 110 | |
| 6 | Fruit, flower, vegetable, betel, vine, areca nut, etc., growers. | 118,281 | 36,799 | 8,859 | 3,235 | 850 | 72,623 | 601 | 199 | 15 | 33 | ... | 387 | 8,850 | 2,935 | 273 | 28 | ... | 5,642 | |
| | **Order 1 (*c*).—Forestry** ... | *69,997* | *22,268* | *9,651* | *1,838* | *793* | *38,078* | *641* | *247* | *103* | *43* | ... | *291* | *3,915* | *919* | *933* | *68* | *11* | *2,063* | |
| 7 | Forest officers, rangers, guards, etc. | 19,237 | 6,651 | 2 | 749 | ... | 12,584 | 224 | 78 | ... | 24 | ... | 148 | 1,253 | 450 | 2 | 57 | .. | 801 | |
| 8 | Wood-cutters; firewood, lac, catechu, rubber, etc., collectors, and charcoal burners. | 50,760 | 15,617 | 9,649 | 1,089 | 793 | 25,494 | 417 | 169 | 103 | 19 | ... | 145 | 2,662 | 469 | 931 | 11 | 11 | 1,262 | |
| | **Order 1 (*d*).—Raising of farm stock.** | *496,472* | *300,426* | *49,388* | *18,532* | *3,576* | *146,658* | *2,625* | *1,416* | *419* | *91* | *7* | *790* | *5,332* | *2,463* | *343* | *81* | *44* | *2,526* | |
| 9 | Cattle and buffalo breeders and keepers. | 74,501 | 45,156 | 8,240 | 1,963 | 541 | 21,105 | 146 | 59 | 19 | 20 | ... | 68 | 2,008 | 727 | 171 | 17 | 37 | 1,110 | |
| 10 | Sheep, goat and pig breeders ... | 101,649 | 52,488 | 11,568 | 4,184 | 995 | 37,593 | 973 | 416 | 114 | 11 | 1 | 443 | 684 | 315 | 46 | 17 | 7 | 323 | |
| 11 | Breeders of other animals (horses, mules, camels, asses, etc.). | 2,673 | 961 | 213 | 51 | 25 | 1,499 | 41 | 4 | ... | 1 | ... | 7 | 269 | 139 | 19 | 4 | .. | 111 | |
| 12 | Herdsmen, shepherds, goatherds, etc. | 317,649 | 201,821 | 29,367 | 12,334 | 2,015 | 86,461 | 1,495 | 937 | 286 | 59 | 6 | 272 | 2,371 | 1,282 | 107 | 43 | ... | 982 | |



This content downloaded from 106.51.163.168 on Wed, 05 Jun 2024 15:15:17 +00:00
All use subject to https://about.jstor.org/terms

# TABLE XV-A.

## Occupation. Part I.—Provincial Summary—*continued.*

| Group number | OCCUPATION. | BRITISH TERRITORY | | | | | | FEUDATORY STATES. | | | | | | CITIES. | | | | | |
|---|---|---|---|---|---|---|---|---|---|---|---|---|---|---|---|---|---|---|---|
| | | Total actual workers and dependents. | Actual workers. | | | | Total dependents. | Total actual workers and dependents. | Actual workers. | | | | Total dependents. | Total actual workers and dependents. | Actual workers. | | | | Total dependents. |
| | | | Total. | | Partially agriculturist. | | | | Total. | | Partially agriculturist. | | | | Total. | | Partially agriculturist. | | |
| | | | Males. | Females. | Males. | Females. | | | Males. | Females. | Males. | Females. | | | Males. | Females. | Males. | Females. | |
| 1 | 2 | 3 | 4 | 5 | 6 | 7 | 8 | 9 | 10 | 11 | 12 | 13 | 14 | 15 | 16 | 17 | 18 | 19 | 20 |
| | **Order 1 (*e*).—Raising of small animals.** | *327* | *111* | *46* | *24* | *2* | *170* | ... | ... | | | | | 7 | 4 | | 2 | ... | 3 |
| 13 | Birds, bees, silkworms, etc. | 327 | 111 | 46 | 24 | 2 | 170 | | | | | | | 7 | 4 | | 2 | | 3 |
| | **Order 2.—Fishing and hunting** | *238,823* | *85,369* | *16,427* | *5,821* | *1,571* | *137,027* | *142* | *44* | *31* | *9* | ... | *67* | *15,651* | *5,814* | *587* | *34* | ... | *9,250* |
| 14 | Fishing | 234,001 | 83,565 | 16,037 | 5,644 | 1,540 | 134,380 | 79 | 32 | 2 | 9 | | 45 | 15,444 | 5,731 | 584 | 34 | | 9,129 |
| 15 | Hunting | 4,822 | 1,804 | 390 | 177 | 31 | 2,628 | 63 | 12 | 29 | ... | | 22 | 207 | 83 | 3 | ... | | 121 |
| | SUB-CLASS II.—EXTRACTION OF MINERALS. | *16,765* | *5,729* | *2,042* | *649* | *53* | *8,998* | *1,567* | *667* | *324* | ... | *1* | *576* | *461* | *156* | *9* | *1* | ... | *296* |
| | **Order 3.—Mines.** | *8,515* | *2,655* | *817* | *303* | *8* | *5,043* | *1,536* | *646* | *324* | ... | *1* | *566* | *236* | *73* | *4* | ... | ... | *159* |
| 16 | Coal mines and petroleum wells | 276 | 96 | 5 | 4 | ... | 175 | ... | ... | ... | ... | ... | ... | 50 | 10 | 2 | ... | ... | 38 |
| 17 | Mines and metallic minerals (gold, iron, manganese, etc.) | 8,239 | 2,559 | 812 | 299 | 8 | 4,868 | 1,536 | 646 | 324 | ... | 1 | 566 | 186 | 63 | 2 | ... | ... | 121 |
| | **Order 4.—Quarries of hard rocks.** | *5,505* | *2,306* | *943* | *231* | *33* | *2,256* | *31* | *21* | ... | ... | ... | *10* | *36* | *13* | ... | *1* | ... | *23* |
| 18 | Other minerals (jade, diamonds, limestone, etc.) | 5,505 | 2,306 | 943 | 231 | 33 | 2,256 | 31 | 21 | ... | ... | ... | 10 | 36 | 13 | ... | 1 | ... | 23 |
| | **Order 5.—Salt, etc.** | *2,749* | *768* | *282* | *115* | *12* | *1,699* | ... | ... | ... | ... | ... | ... | *189* | *70* | *5* | ... | ... | *114* |
| 19 | Rock, sea and marsh salt | 1,583 | 483 | 78 | 110 | 2 | 1,022 | ... | ... | ... | ... | ... | ... | 187 | 70 | 4 | ... | ... | 113 |
| 20 | Extraction of saltpetre, alum and other substances soluble in water. | 1,166 | 285 | 204 | 5 | 10 | 677 | ... | ... | ... | ... | ... | ... | 2 | ... | 1 | ... | ... | 1 |
| | CLASS B.—PREPARATION AND SUPPLY OF MATERIAL SUBSTANCES. | *8,849,524* | *2,743,805* | *1,355,637* | *328,602* | *94,749* | *4,750,082* | *77,591* | *23,817* | *12,700* | *5,265* | *1,379* | *41,074* | *758,651* | *232,634* | *66,073* | *4,680* | *735* | *459,944* |
| | SUB-CLASS III.—INDUSTRY | *5,553,170* | *1,788,685* | *894,181* | *235,584* | *64,489* | *2,870,304* | *37,888* | *12,601* | *6,769* | *2,892* | *884* | *18,518* | *395,551* | *125,928* | *41,052* | *1,933* | *412* | *228,571* |
| | **Order 6.—Textiles.** | *1,401,842* | *455,368* | *291,063* | *47,201* | *17,259* | *655,411* | *4,444* | *1,684* | *1,013* | *283* | *87* | *1,747* | *136,471* | *45,113* | *19,353* | *883* | *62* | *72,005* |
| 21 | Cotton ginning, cleaning and pressing | 59,119 | 20,087 | 12,486 | 2,897 | 1,292 | 26,566 | 134 | 31 | 62 | 19 | 3 | 41 | 2,977 | 1,158 | 626 | 14 | ... | 1,193 |
| 22 | Cotton spinning, sizing and weaving | 1,114,890 | 385,124 | 193,581 | 41,207 | 13,623 | 536,182 | 3,738 | 1,474 | 766 | 229 | 56 | 1,498 | 96,111 | 34,223 | 11,519 | 771 | 24 | 50,369 |
| 23 | Jute spinning, pressing and weaving | 5,564 | 1,925 | 503 | 211 | 33 | 3,136 | ... | ... | ... | ... | ... | ... | 74 | 24 | 2 | ... | ... | 48 |
| 24 | Rope, twine and string | 74,124 | 7,082 | 46,712 | 263 | 766 | 20,330 | 170 | 69 | 29 | 11 | ... | 72 | 4,591 | 280 | 3,088 | 1 | 32 | 1,223 |
| 25 | Other fibres (cocoanut, aloes, flax, hemp, straw, etc.) | 13,025 | 1,476 | 7,776 | 92 | 96 | 3,773 | 12 | 3 | 1 | ... | ... | 8 | 352 | 66 | 140 | 5 | ... | 146 |
| 26 | Wool-carders and spinners, weavers of woollen blankets, carpets, etc. | 37,152 | 11,561 | 11,415 | 1,121 | 1,068 | 14,146 | 263 | 58 | 134 | 20 | 27 | 71 | 542 | 189 | 3 | 2 | ... | 350 |
| 27 | Silk spinners and weavers | 74,764 | 21,402 | 15,452 | 908 | 199 | 37,910 | 9 | 5 | ... | 1 | ... | 4 | 26,482 | 7,454 | 3,613 | 81 | 5 | 15,415 |
| 28 | Hair, camel and horse hair, bristles work, brush-makers, etc. | 1,329 | 634 | 3 | 10 | ... | 692 | 30 | 7 | 1 | ... | ... | 22 | 61 | 15 | 1 | ... | ... | 45 |
| 29 | Persons occupied with feathers | 978 | 187 | 191 | 24 | 10 | 600 | 13 | ... | 13 | ... | ... | ... | ... | ... | ... | ... | ... | ... |
| 30 | Dyeing, bleaching, printing, preparation and sponging of textiles. | 17,024 | 4,797 | 2,501 | 372 | 157 | 9,816 | 72 | 35 | 7 | 3 | 1 | 30 | 2,291 | 688 | 251 | 7 | 1 | 1,352 |
| 31 | Other (lace, crape, embroideries, fringes, etc.) and insufficiently described textile industries. | 3,873 | 1,203 | 410 | 6 | 15 | 2,260 | 3 | 2 | ... | ... | ... | 1 | 2,990 | 1,016 | 110 | 2 | ... | 1,864 |





This content downloaded from 106.51.163.168 on Wed, 05 Jun 2024 15:15:17 +00:00
All use subject to https://about.jstor.org/terms

# TABLE XV-A.

## Occupation. Part I.—Provincial Summary—*continued.*

| Group number. | OCCUPATION. | BRITISH TERRITORY. | | | | | FEUDATORY STATES. | | | | | | CITIES. | | | | | |
|---|---|---|---|---|---|---|---|---|---|---|---|---|---|---|---|---|---|---|
| | | Total actual workers and dependents. | Actual workers. | | | | Total dependents. | Total actual workers and dependents. | Actual workers. | | | | Total dependents. | Total actual workers and dependents. | Actual workers. | | | | Total dependents. |
| | | | Total. | | Partially agriculturist. | | | | Total. | | Partially agriculturist. | | | | Total. | | Partially agriculturist. | | |
| | | | Males. | Females. | Males. | Females. | | | Males. | Females. | Males. | Females. | | | Males. | Females. | Males. | Females. | |
| 1 | 2 | 3 | 4 | 5 | 6 | 7 | 8 | 9 | 10 | 11 | 12 | 13 | 14 | 15 | 16 | 17 | 18 | 19 | 20 |
| | **Order 7.—Hides, skins and hard materials from the animal kingdom.** | *132,075* | *46,532* | *4,414* | *3,467* | *428* | *81,129* | *157* | *87* | *1* | *11* | ... | *69* | *4,980* | *1,552* | *38* | *24* | *1* | *3,390* |
| 32 | Tanners, curriers, leather dressers and dyers, etc. | 32,267 | 12,872 | 882 | 875 | 112 | 18,513 | 64 | 42 | ... | ... | ... | 22 | 3,960 | 1,114 | 33 | 19 | 1 | 2,813 |
| 33 | Makers of leather articles, such as trunks, water bags, etc. | 99,216 | 33,551 | 3,477 | 2,585 | 315 | 62,188 | 93 | 45 | 1 | 11 | ... | 47 | 992 | 432 | 1 | 5 | ... | 559 |
| 34 | Furriers ... ... ... ... | 59 | 9 | 29 | 1 | ... | 21 | ... | ... | ... | ... | ... | ... | 5 | 2 | ... | ... | ... | 3 |
| 35 | Bone, ivory, horn, shell, etc., workers. | 533 | 100 | 26 | 6 | 1 | 407 | ... | ... | ... | ... | ... | ... | 23 | 4 | 4 | ... | ... | 15 |
| | **Order 8.—Wood ...** | *633,116* | *198,036* | *82,480* | *24,078* | *5,408* | *352,600* | *5,168* | *1,789* | *356* | *487* | *89* | *3,023* | *30,490* | *10,784* | *840* | *137* | *36* | *18,866* |
| 36 | Sawyers, carpenters, turners and joiners, etc. | 411,603 | 139,068 | 7,515 | 18,056 | 813 | 265,920 | 4,380 | 1,581 | 88 | 478 | 9 | 2,711 | 26,773 | 9,713 | 125 | 65 | 6 | 16,935 |
| 37 | Basket makers and other industries of woody material, including leaves. | 221,513 | 58,968 | 74,965 | 6,022 | 4,595 | 87,680 | 788 | 208 | 268 | 9 | 80 | 312 | 3,717 | 1,071 | 715 | 72 | 30 | 1,931 |
| | **Order 9.—Metals ...** | *216,373* | *73,987* | *7,102* | *8,791* | *691* | *135,284* | *2,221* | *784* | *35* | *250* | *5* | *1,402* | *20,257* | *6,909* | *101* | *69* | | *13,247* |
| 38 | Forging and rolling of iron and other metals. | 2,518 | 845 | 3 | 79 | ... | 1,670 | ... | ... | ... | ... | ... | ... | 737 | 170 | ... | ... | ... | 567 |
| 39 | Plough and agricultural implement makers. | 2,666 | 551 | 137 | 266 | 17 | 1,978 | 37 | 20 | ... | 12 | ... | 17 | 1 | ... | ... | ... | ... | 1 |
| 40 | Makers of arms, guns, etc. ... | 676 | 212 | 5 | 3 | ... | 459 | ... | ... | ... | ... | ... | ... | 642 | 202 | 5 | 1 | ... | 435 |
| 41 | Other workers in iron, and makers of implements and tools, principally or exclusively of iron. | 156,365 | 52,882 | 5,555 | 7,215 | 604 | 97,928 | 1,707 | 629 | 29 | 231 | 3 | 1,049 | 11,343 | 4,048 | 67 | 46 | ... | 7,728 |
| 42 | Workers in brass, copper and bell metal. | 41,435 | 14,672 | 1,095 | 1,002 | 57 | 25,668 | 436 | 121 | 5 | 7 | 2 | 310 | 3,467 | 1,203 | 10 | 12 | ... | 2,254 |
| 43 | Workers in other metals (tin, zinc, lead, quick-silver, etc.) | 12,560 | 4,783 | 307 | 226 | 13 | 7,470 | 41 | 14 | 1 | ... | ... | 26 | 3,562 | 1,284 | 19 | 10 | ... | 2,259 |
| 44 | Workers in mints, die-sinkers, etc. ... | 153 | 42 | ... | ... | ... | 111 | ... | ... | ... | ... | ... | ... | 5 | 2 | ... | ... | ... | 3 |
| | **Order 10.—Ceramics** | *247,383* | *85,147* | *47,799* | *14,894* | *4,944* | *114,437* | *2,030* | *527* | *722* | *241* | *236* | *781* | *6,620* | *2,622* | *698* | *79* | *5* | *3,300* |
| 45 | Makers of glass and crystal ware ... | 1,385 | 482 | 121 | 59 | 14 | 779 | 4 | 4 | ... | ... | ... | ... | 382 | 159 | 4 | 3 | ... | 199 |
| 46 | Makers of porcelain and crockery ... | 201 | 88 | 7 | ... | ... | 106 | ... | ... | ... | ... | ... | ... | 146 | 78 | 7 | ... | ... | 61 |
| 47 | Potters and earthen pipe and bowl makers. | 222,342 | 75,301 | 44,239 | 14,234 | 4,823 | 102,802 | 1,711 | 406 | 639 | 212 | 235 | 666 | 4,813 | 1,878 | 554 | 63 | 4 | 2,381 |
| 48 | Brick and tile makers ... ... ... | 21,230 | 8,432 | 2,797 | 465 | 101 | 10,001 | 315 | 117 | 83 | 29 | 1 | 115 | 1,035 | 376 | 133 | 13 | 1 | 526 |
| 49 | Others (mosaic, talc, mica, alabaster, etc., workers). | 2,225 | 844 | 632 | 136 | 6 | 749 | ... | ... | ... | ... | ... | ... | 264 | 131 | ... | ... | ... | 133 |



This content downloaded from 106.51.163.168 on Wed, 05 Jun 2024 15:15:17 +00:00
All use subject to https://about.jstor.org/terms

# TABLE XV-A.

## Occupation. Part I.—Provincial Summary—*continued.*

| Group number. | OCCUPATION. | BRITISH TERRITORY. | | | | | FEUDATORY STATES. | | | | | | CITIES. | | | | | |
|---|---|---|---|---|---|---|---|---|---|---|---|---|---|---|---|---|---|---|
| | | Total actual workers and dependents. | Actual workers. | | | | Total dependents. | Total actual workers and dependents. | Actual workers. | | | | Total dependents. | Total actual workers and dependents. | Actual Workers. | | | | Total dependents. |
| | | | Total. | | Partially agriculturist. | | | | Total. | | Partially agriculturist | | | | Total. | | Partially agriculturist. | | |
| | | | Males. | Females. | Males. | Females. | | | Males. | Females. | Males. | Females. | | | Males. | Females. | Males. | Females. | |
| 1 | 2 | 3 | 4 | 5 | 6 | 7 | 8 | 9 | 10 | 11 | 12 | 13 | 14 | 15 | 16 | 17 | 18 | 19 | 20 |
| | **Order 11.—Chemical products properly so called, and analogous.** | ***60,823*** | ***20,614*** | ***8,189*** | ***3,061*** | ***917*** | ***32,020*** | ***339*** | ***82*** | ***52*** | ***1*** | ... | ***205*** | ***3,627*** | ***1,547*** | ***80*** | ***19*** | ***7*** | ***2,000*** |
| 50 | Manufacture of matches and explosive materials. | 1,168 | 287 | 183 | 20 | 1 | 698 | 42 | 13 | 7 | 1 | ... | 22 | 129 | 37 | 6 | ... | ... | 86 |
| 51 | Manufacture of aerated and mineral waters. | 1,214 | 527 | 15 | 20 | ... | 672 | ... | ... | ... | ... | ... | ... | 309 | 127 | 1 | 1 | ... | 181 |
| 52 | Manufacture of dyes, paint and ink ... | 3,241 | 1,127 | 462 | 120 | 109 | 1,652 | 106 | 30 | 20 | ... | | 56 | 416 | 120 | 3 | 3 | ... | 293 |
| 53 | Manufacture and refining of vegetable and mineral oils. | 53,112 | 17,884 | 7,211 | 2,834 | 785 | 28,017 | 190 | 38 | 25 | ... | | 127 | 2,593 | 1,187 | 59 | 15 | 7 | 1,347 |
| 54 | Manufacture of paper, cardboard and papier-maché. | 231 | 118 | 6 | 4 | ... | 107 | ... | ... | ... | ... | ... | ... | 21 | 11 | 2 | ... | ... | 8 |
| 55 | Others (soap, candles, lac, cutch, perfumes and miscellaneous drugs). | 1,857 | 671 | 312 | 63 | 22 | 874 | 1 | 1 | ... | ... | ... | ... | 159 | 65 | 9 | ... | ... | 85 |
| | **Order 12.—Food industries.** | ***617,563*** | ***157,036*** | ***139,953*** | ***20,002*** | ***4,569*** | ***320,574*** | ***1,735*** | ***334*** | ***683*** | ***61*** | ***4*** | ***718*** | ***42,192*** | ***8,148*** | ***10,666*** | ***91*** | ***39*** | ***23,378*** |
| 56 | Rice pounders and huskers and flour grinders. | 203,949 | 17,959 | 107,715 | 1,221 | 2,469 | 78,275 | 973 | 34 | 664 | 19 | 4 | 275 | 17,804 | 1,002 | 8,889 | 21 | 24 | 7,913 |
| 57 | Bakers and biscuit makers ... ... | 12,970 | 2,947 | 3,068 | 124 | 82 | 6,955 | 25 | 11 | 4 | 2 | ... | 10 | 4,464 | 841 | 1,093 | 4 | 1 | 2,530 |
| 58 | Grain parchers, etc. ... ... | 5,906 | 1,803 | 1,534 | 62 | 41 | 2,569 | ... | ... | ... | ... | ... | ... | 143 | 43 | 31 | ... | 3 | 69 |
| 59 | Butchers ... ... ... ... | 25,582 | 6,986 | 1,011 | 285 | 33 | 17,585 | 283 | 99 | 7 | 9 | ... | 177 | 6,256 | 1,881 | 213 | 14 | 10 | 4,162 |
| 60 | Fish curers ... ... ... ... | 4,114 | 1,196 | 1,340 | 59 | 31 | 1,578 | ... | ... | ... | ... | ... | ... | 335 | 112 | 26 | ... | ... | 197 |
| 61 | Butter, cheese and ghee makers ... | 410 | 136 | 87 | 6 | 10 | 187 | 8 | ... | 8 | ... | ... | ... | 33 | 8 | ... | ... | ... | 25 |
| 62 | Makers of sugar, molasses and gur ... | 25,090 | 3,873 | 14,339 | 334 | 1,034 | 6,878 | 3 | 1 | ... | ... | ... | 2 | 209 | 84 | 35 | 4 | 1 | 90 |
| 63 | Sweetmeat makers, preparers of jam and condiments, etc. | 19,879 | 5,437 | 4,855 | 482 | 216 | 9,587 | 10 | 4 | ... | ... | ... | 6 | 842 | 181 | 186 | 2 | ... | 475 |
| 64 | Brewers and distillers ... ... | 4,335 | 791 | 2,155 | 82 | 191 | 1,389 | ... | ... | ... | ... | ... | ... | 104 | 7 | ... | ... | ... | 97 |
| 65 | Toddy drawers ... ... ... ... | 302,995 | 111,061 | 3,187 | 17,225 | 451 | 188,747 | 425 | 181 | ... | 29 | ... | 244 | 7,648 | 2,341 | 22 | 31 | ... | 5,185 |
| 66 | Manufacturers of tobacco, opium and ganja. | 12,333 | 4,847 | 662 | 142 | 11 | 6,824 | 8 | 4 | ... | 2 | ... | 4 | 4,454 | 1,648 | 171 | 15 | ... | 2,635 |
| | **Order 13.—Industries of dress and the toilet.** | ***1,226,286*** | ***412,434*** | ***209,502*** | ***78,982*** | ***21,624*** | ***604,350*** | ***8,848*** | ***3,160*** | ***1,912*** | ***1,075*** | ***378*** | ***3,776*** | ***51,611*** | ***16,520*** | ***4,224*** | ***175*** | ***158*** | ***30,867*** |
| 67 | Hat, cap and turban makers ... | 2,894 | 250 | 1,517 | 8 | 4 | 1,127 | ... | ... | ... | ... | ... | ... | 231 | 70 | 6 | ... | ... | 155 |
| 68 | Tailors, milliners, dress makers and darners, embroiderers on linen. | 83,423 | 25,549 | 12,001 | 1,254 | 331 | 45,873 | 354 | 133 | 17 | 7 | ... | 204 | 19,625 | 6,022 | 1,530 | 13 | 20 | 12,073 |
| 69 | Shoe, boot and sandal makers ... | 277,179 | 107,382 | 15,871 | 21,497 | 2,451 | 153,926 | 523 | 180 | 17 | 5 | 4 | 326 | 6,048 | 1,783 | 139 | 15 | ... | 4,126 |
| 70 | Other industries pertaining to dress gloves, socks, gaiters, belts, buttons, umbrellas, canes, etc. | 4,226 | 1,004 | 1,068 | 69 | 41 | 2,154 | 2 | ... | ... | ... | ... | 2 | 202 | 67 | 9 | ... | ... | 126 |
| 71 | Washing, cleaning and dyeing ... | 598,104 | 184,792 | 174,194 | 35,806 | 18,326 | 239,118 | 5,526 | 1,861 | 1,802 | 584 | 358 | 1,863 | 14,932 | 4,626 | 2,321 | 100 | 138 | 7,985 |
| 72 | Barbers, hairdressers and wigmakers. | 258,116 | 93,089 | 4,012 | 20,329 | 438 | 161,015 | 2,421 | 985 | 62 | 479 | 16 | 1,374 | 10,138 | 3,886 | 72 | 46 | ... | 6,180 |
| 73 | Other industries connected with the toilet (tattooers, shampooers, bath houses, etc.). | 2,344 | 368 | 839 | 19 | 33 | 1,137 | 22 | 1 | 14 | ... | | 7 | 435 | 66 | 147 | 1 | ... | 222 |



This content downloaded from 106.51.163.168 on Wed, 05 Jun 2024 15:15:17 +00:00
All use subject to https://about.jstor.org/terms

# TABLE XV-A.

## Occupation. Part I.—Provincial Summary—*continued.*

| Group number. | OCCUPATION. | BRITISH TERRITORY. | | | | | | FEUDATORY STATES. | | | | | | CITIES. | | | | | |
|---|---|---|---|---|---|---|---|---|---|---|---|---|---|---|---|---|---|---|---|
| | | Total actual workers and dependents. | Actual workers. | | | | Total dependents. | Total actual workers and dependents. | Actual workers. | | | | Total dependents. | Total actual workers and dependents. | Actual workers. | | | | Total dependents. |
| | | | Total. | | Partially agriculturist. | | | | Total. | | Partially agriculturist. | | | | Total. | | Partially agriculturist. | | |
| | | | Males. | Females. | Males. | Females. | | | Males. | Females. | Males | Females. | | | Males. | Females. | Males. | Females. | |
| 1 | 2 | 3 | 4 | 5 | 6 | 7 | 8 | 9 | 10 | 11 | 12 | 13 | 14 | 15 | 16 | 17 | 18 | 19 | 20 |
| | **Order 14.—Furniture industries...** | *4,848* | *1,654* | *241* | *200* | *27* | *2,953* | *18* | *3* | *10* | ... | ... | *5* | *1,203* | *474* | *10* | *7* | ... | *719* |
| 74 | Cabinet makers, carriage painters, etc. | 4,824 | 1,644 | 241 | 200 | 27 | 2,939 | 18 | 3 | 10 | ... | ... | 5 | 1,203 | 474 | 10 | 7 | ... | 719 |
| 75 | Upholsterers, tent makers, etc. ... | 24 | 10 | ... | ... | ... | 14 | ... | ... | ... | ... | ... | ... | ... | ... | ... | ... | ... | ... |
| | **Order 15.—Building industries ...** | *598,312* | *199,883* | *83,988* | *19,135* | *7,282* | *314,441* | *8,529* | *2,847* | *1,591* | *279* | *55* | *4,091* | *33,419* | *10,786* | *2,186* | *173* | *87* | *20,447* |
| 76 | Lime burners, cement workers ... | 12,938 | 3,587 | 3,076 | 264 | 164 | 6,293 | 129 | 39 | 35 | 6 | 1 | 55 | 1,645 | 444 | 266 | 7 | 3 | 945 |
| 77 | Excavators-plinth builders and well sinkers. | 227,145 | 75,496 | 54,585 | 8,668 | 4,373 | 97,064 | 2,747 | 855 | 1,167 | 51 | 45 | 925 | 3,322 | 788 | 940 | 10 | 8 | 1,594 |
| 78 | Stone and marble workers, masons and bricklayers. | 317,354 | 107,950 | 19,841 | 8,538 | 1,911 | 189,563 | 5,470 | 2,077 | 389 | 219 | 9 | 3,004 | 25,963 | 8,580 | 872 | 138 | 64 | 16,511 |
| 79 | Others (thatchers, building contractors, house painters, tilers, plumbers, locksmiths, etc.). | 40,877 | 12,870 | 6,486 | 1,665 | 864 | 21,521 | 183 | 76 | ... | 3 | ... | 107 | 2,489 | 974 | 118 | 18 | 12 | 1,397 |
| | **Order 16.—Construction of means of transport.** | *3,614* | *1,561* | *13* | *149* | ... | *2,040* | *2* | *2* | ... | ... | ... | ... | *1,296* | *466* | *6* | *9* | ... | *824* |
| 80 | Cart, carriage, palki, etc., makers and wheelwrights. | 1,457 | 512 | 11 | 26 | ... | 934 | 2 | 2 | ... | ... | ... | ... | 670 | 227 | 4 | 6 | ... | 439 |
| 81 | Saddlers, harness makers, whip and lash makers. | 498 | 159 | 1 | ... | ... | 338 | ... | ... | ... | ... | ... | ... | 465 | 146 | 1 | ... | ... | 318 |
| 82 | Ship and boat builders ... ... | 1,659 | 890 | 1 | 123 | ... | 768 | ... | ... | ... | ... | ... | ... | 161 | 93 | 1 | 3 | ... | 67 |
| | **Order 17.—Production and transmission of physical forces (heat, light, electricity, motive power, etc.).** | *1,161* | *419* | *13* | *4* | ... | *729* | *5* | *1* | ... | ... | ... | *4* | *1,106* | *400* | *13* | *2* | ... | *693* |
| 83 | Gas works, electric light and ice factories. | 1,161 | 419 | 13 | 4 | ... | 729 | 5 | 1 | ... | ... | ... | 4 | 1,106 | 400 | 13 | 2 | ... | 693 |
| | **Order 18.—Industries of luxury and those pertaining to literature and the arts and sciences.** | *365,672* | *122,782* | *8,660* | *14,637* | *986* | *234,230* | *3,692* | *1,101* | *58* | *203* | *9* | *2,533* | *53,888* | *18,420* | *288* | *253* | *6* | *35,180* |
| 84 | Printers, lithographers, engravers, etc. | 19,354 | 6,912 | 70 | 146 | ... | 12,372 | 95 | 31 | ... | 3 | ... | 64 | 14,742 | 5,453 | 41 | 56 | ... | 9,248 |
| 85 | Newspaper and magazine managers and editors, journalists, etc. | 555 | 182 | 1 | 4 | ... | 372 | ... | ... | ... | ... | ... | ... | 441 | 158 | 1 | 3 | ... | 282 |
| 86 | Bookbinders and stitchers, envelope makers, etc. | 4,079 | 1,818 | 35 | 23 | ... | 2,226 | 14 | ... | ... | ... | ... | 11 | 2,925 | 1,340 | 7 | 11 | ... | 1,578 |
| 87 | Makers of musical instruments ... | 561 | 233 | 10 | 13 | ... | 318 | ... | ... | ... | ... | ... | ... | 224 | 100 | ... | ... | ... | 124 |
| 88 | Makers of watches and clocks and optical, photographic and surgical instruments. | 1,880 | 610 | 9 | 25 | ... | 1,261 | 32 | 5 | ... | 1 | ... | 27 | 1,021 | 302 | 2 | 2 | ... | 717 |
| 89 | Workers in precious stones and metals, enamellers, imitation jewellery makers, gilders, etc. | 327,038 | 108,680 | 6,886 | 14,031 | 815 | 211,472 | 3,528 | 1,047 | 57 | 197 | 9 | 2,424 | 32,770 | 10,467 | 151 | 173 | 1 | 22,152 |

This content downloaded from 106.51.163.168 on Wed, 05 Jun 2024 15:15:17 +00:00
All use subject to https://about.jstor.org/terms

# TABLE XV-A.

## Occupation. Part I.—Provincial Summary—*continued.*

| Group number. | OCCUPATION. | BRITISH TERRITORY. | | | | | | FEUDATORY STATES. | | | | | CITIES. | | | | | |
|---|---|---|---|---|---|---|---|---|---|---|---|---|---|---|---|---|---|---|
| | | Total actual workers and dependents. | Actual workers. | | | | Total dependents. | Total actual workers and dependents. | Actual workers | | | | Total dependents. | Total actual workers and dependents. | Actual workers. | | | | Total dependents. |
| | | | Total. | | Partially agriculturist. | | | | Total. | | Partially agriculturist. | | | | Total. | | Partially agriculturist. | | |
| | | | Males. | Females. | Males. | Females. | | | Males. | Females. | Males. | Females. | | | Males. | Females. | Males. | Females. | |
| 1 | 2 | 3 | 4 | 5 | 6 | 7 | 8 | 9 | 10 | 11 | 12 | 13 | 14 | 15 | 16 | 17 | 18 | 19 | 20 |
| | **Order 18.—Industries of luxury and those pertaining to literature and the arts and sciences**—*concld.* | | | | | | | | | | | | | | | | | | |
| 90 | Makers of bangles, rosaries, bead and other necklaces, spangles, lingams and sacred threads. | 9,821 | 3,360 | 1,494 | 360 | 162 | 4,667 | 18 | 10 | 1 | 2 | ... | 7 | 775 | 184 | 49 | 1 | 5 | 542 |
| 91 | Toy, kite, cage, fishing tackle, etc., makers, taxidermists, etc. | 796 | 303 | 64 | 12 | 3 | 429 | ... | ... | ... | ... | ... | ... | 256 | 82 | 19 | ... | ... | 155 |
| 92 | Others, including managers, persons other than performers employed in theatres and other places of public entertainment, employés of public societies race course service, huntsmen, etc. | 1,588 | 684 | 91 | 23 | 6 | 813 | 8 | 8 | ... | ... | ... | ... | 734 | 334 | 18 | 7 | ... | 382 |
| | **Order 19.—Industries concerned with refuse matter.** | *44,102* | *13,232* | *10,764* | *983* | *354* | *20,106* | *700* | *200* | *336* | *1* | *21* | *164* | *8,391* | *2,187* | *2,549* | *12* | *11* | *3,655* |
| 93 | Sweepers, scavengers, dust and sweeping contractors. | 44,102 | 13,232 | 10,764 | 983 | 354 | 20,106 | 700 | 200 | 336 | 1 | 21 | 164 | 8,391 | 2,187 | 2,549 | 12 | 11 | 3,655 |
| | SUB-CLASS IV.—TRANSPORT. | *566,297* | *206,787* | *18,759* | *12,073* | *1,134* | *340,751* | *2,404* | *992* | *30* | *136* | ... | *1,382* | *124,426* | *42,570* | *2,116* | *655* | *34* | *79,740* |
| | **Order 20.—Transport by water.** | *74,966* | *30,658* | *826* | *983* | *22* | *43,482* | ... | ... | ... | ... | ... | ... | *16,971* | *6,647* | *165* | *25* | *12* | *10,159* |
| 94 | Harbour works, dockyards and pilots. | 5,293 | 1,857 | 180 | 23 | 1 | 3,256 | ... | ... | ... | ... | ... | ... | 4,672 | 1,724 | 118 | 16 | 1 | 2,830 |
| 95 | Ship owners and their employés, ship brokers, ships' officers, engineers, mariners and firemen. | 15,912 | 7,310 | 38 | 297 | ... | 8,564 | ... | ... | ... | ... | ... | ... | 3,281 | 1,269 | 11 | 4 | ... | 2,001 |
| 96 | Perons employed on the maintenance of streams, rivers and canals (including construction). | 1,778 | 1,035 | 90 | 36 | 10 | 653 | ... | ... | ... | ... | ... | ... | 40 | 15 | 1 | ... | ... | 24 |
| 97 | Boat owners, boat men and tow men ... | 51,983 | 20,456 | 518 | 627 | 11 | 31,009 | ... | ... | ... | ... | ... | ... | 8,978 | 3,639 | 35 | 5 | 11 | 5,304 |
| | **Order 21.—Transport by road.** | *340,627* | *128,186* | *16,345* | *8,054* | *1,072* | *196,096* | *2,049* | *863* | *30* | *110* | ... | *1,156* | *58,226* | *20,821* | *1,747* | *291* | *21* | *35,658* |
| 98 | Persons employed on the construction and maintenance of roads and bridges. | 31,586 | 10,215 | 5,182 | 886 | 386 | 16,189 | 52 | 23 | 3 | 6 | ... | 26 | 4,259 | 1,506 | 730 | 14 | ... | 2,023 |
| 99 | Cart owners and drivers, coachmen, stable boys, tramway, mail carriage, etc., managers and employés (excluding private servants). | 213,498 | 83,305 | 3,754 | 4,886 | 378 | 126,437 | 1,979 | 834 | 23 | 103 | ... | 1,122 | 42,006 | 15,269 | 469 | 239 | 3 | 26,268 |
| 100 | Palki, etc., bearers and owners ... | 2,853 | 1,210 | 56 | 89 | .. | 1,587 | 4 | ... | ... | ... | ... | 4 | 815 | 354 | 11 | ... | ... | 450 |
| 101 | Pack elephant, camel, mule, ass and bullock owners and drivers. | 1,060 | 369 | 37 | 57 | ... | 654 | ... | ... | ... | ... | ... | ... | 7 | 4 | 1 | ... | ... | 2 |
| 102 | Porters and messengers ... ... | 91,632 | 33,087 | 7,316 | 2,136 | 308 | 51,229 | 14 | 6 | 4 | 1 | ... | 4 | 11,139 | 3,688 | 536 | 38 | 18 | 6,915 |



This content downloaded from 106.51.163.168 on Wed, 05 Jun 2024 15:15:17 +00:00
All use subject to https://about.jstor.org/terms

# TABLE XV-A.

## Occupation. Part I.—Provincial Summary—*continued.*

| Group number. | OCCUPATION. | BRITISH TERRITORY. | | | | | | FEUDATORY STATES. | | | | | | CITIES. | | | | | |
|---|---|---|---|---|---|---|---|---|---|---|---|---|---|---|---|---|---|---|---|
| | | Total actual workers and dependents. | Actual workers. | | | | Total dependents. | Total actual workers and dependents. | Actual workers. | | | | Total dependents. | Total actual workers and dependents. | Actual workers. | | | | Total dependents. |
| | | | Total. | | Partially agriculturist. | | | | Total. | | Partially agriculturist. | | | | Total. | | Partially agriculturist. | | |
| | | | Males. | Females. | Males. | Females. | | | Males. | Females. | Males. | Females. | | | Males. | Females. | Males. | Females. | |
| 1 | 2 | 3 | 4 | 5 | 6 | 7 | 8 | 9 | 10 | 11 | 12 | 13 | 14 | 15 | 16 | 17 | 18 | 19 | 20 |
| | **Order 22.—Transport by rail** ... | ***116,457*** | ***36,836*** | ***1,519*** | ***1,832*** | ***40*** | ***78,102*** | ***54*** | ***8*** | ... | ***2*** | ... | ***46*** | ***39,688*** | ***12,251*** | ***144*** | ***228*** | ***1*** | ***27,293*** |
| 103 | Railway employés of all kinds other than construction coolies. | 101,460 | 31,505 | 403 | 1,542 | 24 | 69,542 | 54 | 8 | ... | 2 | ... | 46 | 37,989 | 11,687 | 123 | 216 | 1 | 26,179 |
| 104 | Labourers employed on railway construction. | 15,007 | 5,331 | 1,116 | 290 | 16 | 8,560 | ... | ... | ... | ... | ... | ... | 1,699 | 564 | 21 | 12 | ... | 1,114 |
| | **Order 23.—Post Office, telegraph and telephone services.** | ***34,247*** | ***11,107*** | ***69*** | ***1,204*** | ... | ***23,071*** | ***301*** | ***121*** | ... | ***24*** | ... | ***180*** | ***9,541*** | ***2,851*** | ***60*** | ***111*** | ... | ***6,630*** |
| 105 | Post Office, telegraph and telephone services. | 34,247 | 11,107 | 69 | 1,204 | ... | 23,071 | 301 | 121 | ... | 24 | ... | 180 | 9,541 | 2,851 | 60 | 111 | ... | 6,630 |
| | SUB-CLASS V.—TRADE ... | ***2,730,057*** | ***748,333*** | ***442,697*** | ***80,945*** | ***29,126*** | ***1,539,027*** | ***37,299*** | ***10,224*** | ***5,901*** | ***2,237*** | ***495*** | ***21,174*** | ***238,674*** | ***64,136*** | ***22,905*** | ***2,092*** | ***289*** | ***151,633*** |
| | **Order 24.—Banks, establishments of credit, exchange and insurance.** | ***102,087*** | ***23,417*** | ***12,821*** | ***3,789*** | ***570*** | ***65,849*** | ***12,475*** | ***3,227*** | ***556*** | ***1,123*** | ***57*** | ***8,692*** | ***10,993*** | ***2,975*** | ***1,069*** | ***192*** | ***53*** | ***6,949*** |
| 106 | Bank managers, money lenders, exchange and insurance agents, money changers and brokers and their employés. | 102,087 | 23,417 | 12,821 | 3,789 | 570 | 65,849 | 12,475 | 3,227 | 556 | 1,123 | 57 | 8,692 | 10,993 | 2,975 | 1,069 | 192 | 53 | 6,949 |
| | **Order 25.—Brokerage, commission and export.** | ***19,815*** | ***5,967*** | ***225*** | ***316*** | ***7*** | ***13,623*** | ***57*** | ***17*** | ***2*** | ***2*** | ... | ***38*** | ***6,709*** | ***1,925*** | ***46*** | ***68*** | ... | ***4,738*** |
| 107 | Brokers, commission agents commercial travellers, ware-house owners and employés. | 19,815 | 5,967 | 225 | 316 | 7 | 13,623 | 57 | 17 | 2 | 2 | ... | 38 | 6,709 | 1,925 | 46 | 68 | ... | 4,738 |
| | **Order 26.—Trade in textiles** ... | ***97,873*** | ***36,232*** | ***6,475*** | ***3,431*** | ***537*** | ***55,166*** | ***702*** | ***152*** | ***252*** | ***13*** | ***16*** | ***298*** | ***16,618*** | ***5,584*** | ***296*** | ***375*** | ***2*** | ***10,738*** |
| 108 | Trade in piece goods, wool, cotton, silk, hair and other textiles. | 97,873 | 36,232 | 6,475 | 3,431 | 537 | 55,166 | 702 | 152 | 252 | 13 | 16 | 298 | 16,618 | 5,584 | 296 | 375 | 2 | 10,738 |
| | **Order 27.—Trade in skins, leather and furs.** | ***49,235*** | ***14,238*** | ***1,753*** | ***1,261*** | ***168*** | ***33,244*** | ***820*** | ***193*** | ***18*** | ***36*** | ***2*** | ***609*** | ***4,172*** | ***1,077*** | ***62*** | ***22*** | ... | ***3,033*** |
| 109 | Trade in skins, leather, furs, feathers, horn, etc. | 49,235 | 14,238 | 1,753 | 1,261 | 168 | 33,244 | 820 | 193 | 18 | 36 | 2 | 609 | 4,172 | 1,077 | 62 | 22 | ... | 3,033 |
| | **Order 28.—Trade in wood** ... | ***32,706*** | ***8,335*** | ***5,251*** | ***720*** | ***323*** | ***19,120*** | ***717*** | ***187*** | ***271*** | ***30*** | ***5*** | ***259*** | ***3,829*** | ***968*** | ***85*** | ***55*** | ***2*** | ***2,776*** |
| 110 | Trade in wood (not firewood), cork, bark, etc. | 32,706 | 8,335 | 5,251 | 720 | 323 | 19,120 | 717 | 187 | 271 | 30 | 5 | 259 | 3,829 | 968 | 85 | 55 | 2 | 2,776 |
| | **Order 29.—Trade in metals** ... | ***3,816*** | ***1,019*** | ***155*** | ***42*** | ***7*** | ***2,642*** | ***36*** | ***1*** | ... | ... | ... | ***35*** | ***989*** | ***256*** | ***10*** | ***5*** | ... | ***723*** |
| 111 | Trade in metals, machinery, knife, tool, etc., sellers. | 3,816 | 1,019 | 155 | 42 | 7 | 2,642 | 36 | 1 | ... | ... | ... | 35 | 989 | 256 | 10 | 5 | ... | 723 |

This content downloaded from
106.51.163.168 on Wed, 05 Jun 2024 15:15:17 +00:00
All use subject to https://about.jstor.org/terms

# TABLE XV-A.

## Occupation. Part I.—Provincial Summary—*continued.*

| Group number. | OCCUPATION. | BRITISH TERRITORY. | | | | | | FEUDATORY STATES. | | | | | | CITIES. | | | | | |
|---|---|---|---|---|---|---|---|---|---|---|---|---|---|---|---|---|---|---|---|
| | | Total actual workers and dependents. | Actual workers. | | | | Total dependents. | Total actual workers and dependents. | Actual workers. | | | | Total dependents. | Total actuals workers and dependents. | Actual workers. | | | | Total dependents. |
| | | | Total. | | Partially agriculturist. | | | | Total. | | Partially agriculturist. | | | | Total. | | Partially agriculturist. | | |
| | | | Males. | Females. | Males. | Females. | | | Males. | Females. | Males. | Females. | | | Males. | Females. | Males. | Females. | |
| 1 | 2 | 3 | 4 | 5 | 6 | 7 | 8 | 9 | 10 | 11 | 12 | 13 | 14 | 15 | 16 | 17 | 18 | 19 | 20 |
| | **Order 30.—Trade in pottery** | *21,618* | *6,038* | *4,655* | *1,090* | *301* | *10,925* | *2,003* | *664* | *753* | *283* | *151* | *586* | *505* | *129* | *74* | *3* | *9* | *302* |
| 112 | Trade in pottery | 21,618 | 6,038 | 4,655 | 1,090 | 301 | 10,925 | 2,003 | 664 | 753 | 283 | 151 | 586 | 505 | 129 | 74 | 3 | 9 | 302 |
| | **Order 31.—Trade in chemical products.** | *18,002* | *4,812* | *2,376* | *470* | *180* | *10,814* | *134* | *48* | *4* | *2* | ... | *82* | *2,680* | *758* | *96* | *13* | ... | *1,826* |
| 113 | Trade in chemical products (drugs, dyes, paints, petroleum, explosives, etc.). | 18,002 | 4,812 | 2,376 | 470 | 180 | 10,814 | 134 | 48 | 4 | 2 | ... | 82 | 2,680 | 758 | 96 | 13 | ... | 1,826 |
| | **Order 32.—Hotels, cafés, restaurants, etc.** | *136,509* | *37,640* | *18,305* | *4,469* | *1,306* | *80,564* | *1,088* | *350* | *137* | *69* | *22* | *601* | *13,317* | *4,103* | *721* | *108* | *37* | *8,493* |
| 114 | Vendors of wine, liquors, aerated waters, etc. | 108,173 | 29,672 | 14,935 | 4,069 | 1,170 | 63,566 | 899 | 286 | 110 | 60 | 20 | 503 | 8,209 | 2,269 | 459 | 54 | 28 | 5,481 |
| 115 | Owners and managers of hotels, cook shops, sarais, etc., and their employés. | 28,336 | 7,968 | 3,370 | 400 | 136 | 16,998 | 189 | 64 | 27 | 9 | 2 | 98 | 5,108 | 1,834 | 262 | 54 | 9 | 3,012 |
| | **Order 33.—Other trade in food stuffs.** | *1,816,521* | *482,452* | *330,249* | *52,500* | *20,260* | *1,003,820* | *13,890* | *3,804* | *2,879* | *461* | *133* | *7,207* | *127,431* | *31,725* | *17,972* | *771* | *163* | *77,734* |
| 116 | Fish dealers | 220,531 | 49,383 | 63,113 | 3,077 | 3,842 | 108,035 | 209 | 53 | 47 | 7 | ... | 109 | 10,030 | 1,947 | 2,985 | 14 | 1 | 5,098 |
| 117 | Grocers and sellers of vegetable oil, salt and other condiments. | 847,687 | 243,735 | 108,161 | 30,795 | 8,989 | 407,790 | 6,069 | 1,841 | 812 | 233 | 29 | 3,416 | 37,029 | 10,351 | 2,119 | 256 | 28 | 24,556 |
| 118 | Sellers of milk, butter, ghee, poultry, eggs, etc. | 80,981 | 15,320 | 28,135 | 1,742 | 1,557 | 37,526 | 426 | 53 | 183 | 1 | 11 | 190 | 11,405 | 2,270 | 2,113 | 76 | 7 | 7,022 |
| 119 | Sellers of sweetmeats, sugar, gur and molasses. | 127,690 | 24,700 | 11,560 | 1,745 | 1,242 | 61,421 | 1,004 | 113 | 465 | 11 | 9 | 426 | 15,592 | 2,895 | 4,375 | 85 | 9 | 8,322 |
| 120 | Cardamom, betel-leaf, vegetables, fruit and areca nut sellers. | 223,495 | 59,609 | 45,055 | 5,046 | 2,360 | 113,831 | 3,018 | 702 | 810 | 77 | 28 | 1,506 | 20,851 | 5,366 | 3,177 | 95 | 42 | 12,308 |
| 121 | Grain and pulse dealers | 199,733 | 54,597 | 28,350 | 5,913 | 1,327 | 110,786 | 1,126 | 226 | 257 | 48 | 23 | 643 | 19,251 | 4,519 | 2,026 | 129 | 12 | 12,706 |
| 122 | Tobacco, opium, ganja, etc., sellers | 65,733 | 21,234 | 4,649 | 1,892 | 369 | 38,850 | 558 | 218 | 12 | 29 | ... | 328 | 9,422 | 3,408 | 213 | 77 | 32 | 5,741 |
| 123 | Dealers in sheep, goats and pigs | 27,558 | 9,504 | 2,534 | 1,002 | 248 | 15,520 | 1,159 | 550 | 95 | 49 | ... | 511 | 1,668 | 436 | 87 | 6 | ... | 1,146 |
| 124 | Dealers in hay, grass and fodder | 23,113 | 4,360 | 10,692 | 388 | 326 | 8,061 | 321 | 48 | 198 | 6 | 33 | 75 | 2,183 | 471 | 877 | 33 | 29 | 835 |
| | **Order 34.—Trade in clothing and toilet articles.** | *88,998* | *25,643* | *5,707* | *2,544* | *793* | *57,648* | *1,081* | *337* | *30* | *76* | *2* | *714* | *10,388* | *2,285* | *231* | *84* | ... | *7,872* |
| 125 | Trade in ready-made clothing and other articles of dress and the toilet (hats, umbrellas, socks, ready-made shoes, perfumes, etc.). | 88,998 | 25,643 | 5,707 | 2,544 | 793 | 57,648 | 1,081 | 337 | 30 | 76 | 2 | 714 | 10,388 | 2,285 | 231 | 84 | ... | 7,872 |





This content downloaded from 106.51.163.168 on Wed, 05 Jun 2024 15:15:17 +00:00
All use subject to https://about.jstor.org/terms

# TABLE XV-A.

## Occupation. Part I.—Provincial Summary—*continued.*

| Group number. | OCCUPATION. | BRITISH TERRITORY. Total actual workers and dependents. | BRITISH TERRITORY. Actual workers. Total. Males. | BRITISH TERRITORY. Actual workers. Total. Females. | BRITISH TERRITORY. Actual workers. Partially agriculturist. Males. | BRITISH TERRITORY. Actual workers. Partially agriculturist. Females. | BRITISH TERRITORY. Total dependents. | FEUDATORY STATES. Total actual workers and dependents. | FEUDATORY STATES. Actual workers. Total. Males. | FEUDATORY STATES. Actual workers. Total. Females. | FEUDATORY STATES. Actual workers. Partially agriculturist. Males. | FEUDATORY STATES. Actual workers. Partially agriculturist. Females. | FEUDATORY STATES. Total dependents. | CITIES. Total actual workers and dependents. | CITIES. Actual workers. Total. Males. | CITIES. Actual workers. Total. Females. | CITIES. Actual workers. Partially agriculturist. Males. | CITIES. Actual workers. Partially agriculturist. Females. | CITIES. Total dependents. |
|---|---|---|---|---|---|---|---|---|---|---|---|---|---|---|---|---|---|---|---|
| 1 | 2 | 3 | 4 | 5 | 6 | 7 | 8 | 9 | 10 | 11 | 12 | 13 | 14 | 15 | 16 | 17 | 18 | 19 | 20 |
| | **Order 35.—Trade in furniture** | ***28,313*** | ***8,475*** | ***1,655*** | ***623*** | ***53*** | ***18,183*** | ***670*** | ***153*** | ***313*** | ***4*** | ***56*** | ***204*** | ***4,505*** | ***1,341*** | ***114*** | ***23*** | ... | ***3,050*** |
| 126 | Trade in furniture, carpets, curtains and bedding. | 7,348 | 2,251 | 1,143 | 170 | 23 | 3,954 | 372 | 31 | 265 | 1 | 17 | 76 | 789 | 178 | 38 | 6 | ... | 573 |
| 127 | Hardware, cooking utensils, porcelain, crockery, glassware, bottles, articles for gardening, the cellar, etc. | 20,965 | 6,224 | 512 | 453 | 30 | 14,229 | 298 | 122 | 48 | 3 | 39 | 128 | 3,716 | 1,163 | 76 | 17 | ... | 2,477 |
| | **Order 36.—Trade in building materials.** | ***24,734*** | ***6,562*** | ***5,640*** | ***635*** | ***432*** | ***12,532*** | ***1,074*** | ***353*** | ***162*** | ***51*** | ***19*** | ***559*** | ***2,322*** | ***337*** | ***361*** | ***9*** | ***4*** | ***1,624*** |
| 128 | Trade in building materials (stones, bricks, plaster, cement, sand, tiles, thatch, etc.). | 24,734 | 6,562 | 5,640 | 635 | 432 | 12,532 | 1,074 | 353 | 162 | 51 | 19 | 559 | 2,322 | 337 | 361 | 9 | 4 | 1,624 |
| | **Order 37.—Trade in means of transport.** | ***27,671*** | ***10,248*** | ***1,006*** | ***881*** | ***126*** | ***16,417*** | ***328*** | ***109*** | ***28*** | ***9*** | ***20*** | ***191*** | ***1,074*** | ***316*** | ***62*** | ***6*** | ***3*** | ***696*** |
| 129 | Dealers and hirers of elephants, camels, horses, cattle, asses, mules, etc.; sellers (not makers) of carriages, saddlery, etc. | 27,671 | 10,248 | 1,006 | 881 | 126 | 16,417 | 328 | 109 | 28 | 9 | 20 | 191 | 1,074 | 316 | 62 | 6 | 3 | 696 |
| | **Order 38.—Trade in fuel** | ***85,551*** | ***21,677*** | ***29,106*** | ***2,617*** | ***3,055*** | ***34,768*** | ***683*** | ***100*** | ***305*** | ***13*** | ***7*** | ***278*** | ***5,072*** | ***1,644*** | ***577*** | ***76*** | ... | ***2,851*** |
| 130 | Dealers in firewood, charcoal, coal, cowdung, etc. | 85,551 | 21,677 | 29,106 | 2,617 | 3,055 | 34,768 | 683 | 100 | 305 | 13 | 7 | 278 | 5,072 | 1,644 | 577 | 76 | ... | 2,851 |
| | **Order 39.—Trade in articles of luxury and those pertaining to letters and the arts and sciences.** | ***87,106*** | ***25,761*** | ***9,248*** | ***2,928*** | ***636*** | ***52,097*** | ***1,073*** | ***375*** | ***163*** | ***50*** | ***5*** | ***535*** | ***13,545*** | ***3,917*** | ***574*** | ***130*** | ***10*** | ***9,054*** |
| 131 | Dealers in precious stones, jewellry (real and imitation), clocks, optical instruments, etc. | 22,331 | 6,384 | 808 | 466 | 80 | 15,139 | 271 | 123 | 1 | 15 | ... | 147 | 6,505 | 1,984 | 74 | 59 | ... | 4,447 |
| 132 | Dealers in common bangles, bead necklaces, fans, small articles, toys, hunting and fishing tackle, flowers, etc. | 59,058 | 17,440 | 8,256 | 2,382 | 536 | 33,362 | 781 | 243 | 161 | 34 | 5 | 377 | 5,490 | 1,509 | 419 | 60 | 10 | 3,562 |
| 133 | Publishers, booksellers, stationers, dealers in music, pictures, musical instruments and curiosities. | 5,717 | 1,937 | 184 | 80 | 20 | 3,596 | 21 | 9 | 1 | 1 | ... | 11 | 1,550 | 424 | 81 | 11 | ... | 1,045 |

This content downloaded from 106.51.163.168 on Wed, 05 Jun 2024 15:15:17 +00:00
All use subject to https://about.jstor.org/terms

# TABLE XV-A.

## Occupation, Part I.—Provincial Summary—*continued.*

| Group number. | OCCUPATION. | BRITISH TERRITORY. | | | | | | FEUDATORY STATES. | | | | | | CITIES. | | | | | |
|---|---|---|---|---|---|---|---|---|---|---|---|---|---|---|---|---|---|---|---|
| | | Total actual workers and dependents. | Actual workers. Total. | | Partially agriculturist. | | Total dependents. | Total actual workers and dependents. | Actual workers. Total. | | Partially agriculturist. | | Total dependents. | Total actual workers and dependents. | Actual workers. Total. | | Partially agriculturist. | | Total dependents. |
| | | | Males. | Females. | Males. | Females. | | | Males. | Females. | Males. | Females. | | | Males. | Females. | Males. | Females. | |
| 1 | 2 | 3 | 4 | 5 | 6 | 7 | 8 | 9 | 10 | 11 | 12 | 13 | 14 | 15 | 16 | 17 | 18 | 19 | 20 |
| | **Order 40.—Trade in refuse matter.** | *440* | *147* | *46* | *4* | ... | *247* | ... | ... | ... | ... | ... | ... | *131* | *79* | *4* | *2* | ... | *48* |
| 134 | Dealers in rags, stable refuse, etc. | 440 | 147 | 46 | 4 | ... | 247 | ... | ... | ... | ... | ... | ... | 131 | 79 | 4 | 2 | ... | 48 |
| | **Order 41.—Trade of other sorts** | *89,062* | *29,670* | *8,024* | *2,625* | *372* | *51,368* | *468* | *154* | *28* | *15* | ... | *286* | *14,394* | *4,717* | *551* | *150* | *6* | *9,126* |
| 135 | Shopkeepers otherwise unspecified | 71,492 | 23,410 | 6,602 | 2,197 | 291 | 41,480 | 196 | 42 | 8 | 2 | ... | 140 | 11,658 | 3,773 | 476 | 116 | 6 | 7,409 |
| 136 | Itinerant traders, pedlars, hawkers, etc. | 1,804 | 534 | 91 | 8 | 1 | 1,179 | ... | ... | ... | ... | ... | ... | 1,014 | 308 | 48 | 1 | ... | 357 |
| 137 | Conjurors, acrobats, fortune-tellers, reciters, exhibitors of curiosities and wild animals. | 10,371 | 3,804 | 1,148 | 279 | 72 | 5,119 | 178 | 76 | 13 | 8 | ... | 89 | 779 | 311 | 15 | 16 | ... | 453 |
| 138 | Other trades (including farmers of pounds, tolls and markets). | 5,395 | 1,922 | 183 | 141 | 5 | 3,290 | 94 | 36 | 7 | 5 | ... | 51 | 943 | 324 | 12 | 17 | ... | 607 |
| | CLASS C.—PUBLIC ADMINISTRATION AND LIBERAL ARTS. | *1,309,840* | *413,089* | *47,211* | *68,375* | *3,270* | *849,540* | *20,333* | *6,544* | *675* | *1,648* | *62* | *13,114* | *197,995* | *56,398* | *7,705* | *3,310* | *149* | *133,692* |
| | SUB-CLASS VI.—PUBLIC FORCE | *207,325* | *71,060* | *3* | *10,580* | ... | *136,262* | *1,480* | *492* | ... | *82* | ... | *988* | *23,491* | *8,875* | *3* | *472* | ... | *14,613* |
| | **Order 42.—Army** | *15,626* | *7,619* | ... | *370* | ... | *8,007* | *457* | *146* | ... | *30* | ... | *311* | *7,413* | *3,869* | ... | *262* | ... | *3,544* |
| 139 | Army (Imperial) | 15,154 | 7,424 | ... | 334 | ... | 7,730 | ... | ... | ... | ... | ... | ... | 7,295 | 3,861 | ... | 262 | ... | 3,434 |
| 140 | Army (Native States) | 472 | 195 | ... | 36 | ... | 277 | 457 | 146 | ... | 30 | ... | 311 | 118 | 8 | ... | ... | ... | 110 |
| | **Order 43.—Navy** | ... | ... | ... | ... | ... | ... | ... | ... | ... | ... | ... | ... | ... | ... | ... | ... | ... | ... |
| 141 | Navy | ... | ... | ... | ... | ... | ... | ... | ... | ... | ... | ... | ... | ... | ... | ... | ... | ... | ... |
| | **Order 44.—Police** | *191,699* | *63,441* | *3* | *10,210* | ... | *128,255* | *1,023* | *346* | ... | *52* | ... | *677* | *16,078* | *5,006* | ... | *210* | ... | *11,069* |
| 142 | Police | 100,202 | 32,417 | 3 | 2,570 | ... | 67,782 | 793 | 239 | ... | 22 | ... | 554 | 15,272 | 4,781 | 3 | 205 | ... | 10,488 |
| 143 | Village watchmen | 91,497 | 31,024 | ... | 7,640 | ... | 60,473 | 230 | 107 | ... | 30 | ... | 123 | 806 | 225 | ... | 5 | ... | 581 |
| | SUB-CLASS VII.—PUBLIC ADMINISTRATION. | *343,338* | *111,207* | *539* | *24,330* | *50* | *231,592* | *9,826* | *3,106* | *12* | *823* | ... | *6,708* | *54,488* | *16,048* | *379* | *869* | ... | *38,061* |
| | **Order 45.—Public administration** | *343,338* | *111,207* | *539* | *24,330* | *50* | *231,592* | *9,826* | *3,106* | *12* | *823* | ... | *6,708* | *54,488* | *16,048* | *379* | *869* | ... | *38,061* |
| 144 | Service of the State | 160,086 | 47,513 | 21 | 7,816 | ... | 112,552 | 1 | 1 | ... | ... | ... | ... | 38,379 | 10,820 | 18 | 639 | ... | 27,541 |
| 145 | Service of Native and Foreign States. | 3,555 | 1,024 | 2 | 142 | ... | 2,529 | 9,825 | 3,105 | 12 | 823 | ... | 6,708 | 501 | 44 | ... | 1 | ... | 457 |
| 146 | Municipal and other local (not village) service. | 33,768 | 11,174 | 514 | 1,077 | 50 | 22,080 | ... | ... | ... | ... | ... | ... | 13,301 | 4,675 | 359 | 135 | ... | 8,267 |
| 147 | Village officials and servants other than watchmen. | 145,929 | 51,496 | 2 | 15,295 | ... | 94,431 | ... | ... | ... | ... | ... | ... | 2,307 | 509 | 2 | 94 | ... | 1,796 |



This content downloaded from 106.51.163.168 on Wed, 05 Jun 2024 15:15:17 +00:00
All use subject to https://about.jstor.org/terms

# TABLE XV-A.

## Occupation. Part I.—Provincial Summary—*continued.*

| Serial number. | OCCUPATION. | BRITISH TERRITORY. | | | | | | FEUDATORY STATES. | | | | | | CITIES. | | | | | |
|---|---|---|---|---|---|---|---|---|---|---|---|---|---|---|---|---|---|---|---|
| | | Total actual workers and dependents. | Actual workers. | | | | Total dependents. | Total actual workers and dependents. | Actual workers. | | | | Total dependents. | Total actual workers and dependents. | Actual workers. | | | | Total dependents. |
| | | | Total. | | Partially agriculturist. | | | | Total. | | Partially agriculturist. | | | | Total. | | Partially agriculturist. | | |
| | | | Males. | Females. | Males. | Females. | | | Males. | Females. | Males. | Females. | | | Males. | Females. | Males. | Females. | |
| 1 | 2 | 3 | 4 | 5 | 6 | 7 | 8 | 9 | 10 | 11 | 12 | 13 | 14 | 15 | 16 | 17 | 18 | 19 | 20 |
| | SUB-CLASS VIII.—PROFESSIONS AND LIBERAL ARTS. | *672,574* | *210,042* | *37,310* | *30,727* | *2,927* | *425,222* | *8,322* | *2,753* | *602* | *710* | *56* | *4,967* | *88,458* | *23,838* | *4,016* | *1,654* | *101* | *60,604* |
| | **Order 46.—Religion** | *253,354* | *82,922* | *11,428* | *15,975* | *1,265* | *1,59,004* | *3,285* | *1,258* | *56* | *442* | *12* | *1,971* | *20,766* | *5,932* | *662* | *527* | *3* | *14,172* |
| 148 | Priests, ministers, etc. | 82,808 | 26,398 | 1,952 | 5,466 | 324 | 54,458 | 975 | 276 | 16 | 48 | .. | 683 | 9,271 | 2,593 | 119 | 266 | 3 | 6,559 |
| 149 | Religious mendicants, inmates of monasteries, etc. | 6,411 | 1,762 | 1,542 | 201 | 56 | 3,107 | 13 | 10 | 1 | .. | .. | 2 | 688 | 227 | 161 | 3 | ... | 310 |
| 150 | Catechists, readers, church and mission service. | 13,300 | 3,397 | 435 | 384 | 16 | 9,468 | 29 | 8 | .. | ... | .. | 21 | 2,192 | 466 | 115 | 46 | ... | 1,611 |
| 151 | Temple, burial or burning ground service, pilgrim conductors, circumcisers. | 150,835 | 51,365 | 7,499 | 9,924 | 859 | 91,971 | 2,288 | 964 | 39 | 394 | 12 | 1,265 | 8,615 | 2,646 | 277 | 212 | .. | 5,692 |
| | **Order 47.—Law** | *47,995* | *13,196* | *3* | *2,248* | ... | *34,796* | *585* | *143* | | *46* | ... | *442* | *13,021* | *3,421* | *1* | *443* | .. | *9,599* |
| 152 | Lawyers of all kinds, including kazis, law agents and mukhtiers. | 20,344 | 4,300 | | 1,058 | ... | 16,044 | 379 | 87 | ... | 37 | ... | 292 | 5,847 | 1,110 | . | 226 | | 4,737 |
| 153 | Lawyers' clerks, petition writers, etc. | 27,651 | 8,896 | 3 | 1,190 | .. | 18,752 | 206 | 56 | | 9 | | 150 | 7,174 | 2,311 | 1 | 217 | .. | 4,862 |
| | **Order 48.—Medicine** | *88,865* | *24,225* | *7,056* | *2,417* | *467* | *57,583* | *873* | *206* | *116* | *30* | *16* | *551* | *14,209* | *3,708* | *822* | *167* | *25* | *9,679* |
| 154 | Medical practitioners of all kinds including dentists, oculists and veterinary surgeons. | 74,552 | 21,820 | 3,050 | 2,253 | 252 | 49,682 | 743 | 198 | 40 | 30 | 5 | 505 | 10,736 | 2,910 | 223 | 116 | 10 | 7,603 |
| 155 | Midwives, vaccinators, compounders, nurses, masseurs, etc. | 14,313 | 2,406 | 4,006 | 164 | 215 | 7,901 | 130 | 8 | 76 | .. | 11 | 46 | 3,473 | 798 | 599 | 51 | 15 | 2,076 |
| | **Order 49.—Instruction** | *145,333* | *47,101* | *6,713* | *5,860* | *409* | *91,519* | *1,413* | *465* | *51* | *74* | | *897* | *18,757* | *4,703* | *1,330* | *291* | *52* | *12,724* |
| 158 | Professors and teachers of all kinds,* and clerks and servants connected with education. | 145,333 | 47,101 | 6,713 | 5,860 | 409 | 91,519 | 1,413 | 465 | 51 | 74 | .. | 897 | 18,757 | 4,703 | 1,330 | 291 | 52 | 12,724 |
| | **Order 50.—Letters and arts and sciences.** | *137,027* | *42,597* | *12,110* | *4,227* | *786* | *82,320* | *2,166* | *681* | *379* | *118* | *28* | *1,106* | *21,705* | *6,074* | *1,201* | *226* | *21* | *14,430* |
| 157 | Public scribes, stenographers, etc. | 1,769 | 534 | 13 | 41 | .. | 1,222 | 2 | | | | | | | | | | | |
| 158 | Architects, surveyors, engineers, and their employés. | 28,962 | 7,961 | 36 | 893 | 4 | 18,965 | 251 | 107 | ... | 25 | ... | 144 | 7,653 | 2,206 | 11 | 137 | ... | 5,436 |
| 159 | Others (authors, photographers, artists, sculptors, astronomers, meteorologists, botanists, astrologers, etc.). | 28,203 | 8,818 | 755 | 785 | 51 | 18,630 | 197 | 70 | 1 | 18 | ... | 126 | 5,071 | 1,625 | 32 | 35 | .. | 3,414 |
| 160 | Music composers and masters, players on all kinds of musical instruments (not military), singers, actors and dancers. | 80,093 | 25,284 | 11,306 | 2,508 | 731 | 43,503 | 1,716 | 504 | 378 | 75 | 28 | 834 | 8,381 | 2,121 | 1,145 | 43 | 21 | 5,115 |

* Except law, medicine, music, dancing and drawing.

This content downloaded from 106.51.163.168 on Wed, 05 Jun 2024 15:15:17 +00:00
All use subject to https://about.jstor.org/terms

# TABLE XV-A.

## Occupation. Part I.—Provincial Summary—*concluded.*

| Group number. | OCCUPATION. | BRITISH TERRITORY. | | | | | | FEUDATORY STATES. | | | | | | CITIES. | | | | | |
|---|---|---|---|---|---|---|---|---|---|---|---|---|---|---|---|---|---|---|---|
| | | Total actual workers and dependents. | Actual workers. | | | | Total dependents. | Total actual workers and dependents. | Actual workers. | | | | Total dependents. | Total actual workers and dependents. | Actual workers. | | | | Total dependents. |
| | | | Total. | | Partially agriculturist. | | | | Total. | | Partially agriculturist. | | | | Total. | | Partially agriculturist. | | |
| | | | Males. | Females. | Males. | Females. | | | Males. | Females. | Males. | Females. | | | Males. | Females. | Males. | Females. | |
| 1 | 2 | 3 | 4 | 5 | 6 | 7 | 8 | 9 | 10 | 11 | 12 | 13 | 14 | 15 | 16 | 17 | 18 | 19 | 20 |
| | SUB-CLASS IX.—PERSONS LIVING ON THEIR OWN INCOME | *86,603* | *20,780* | *9,359* | *2,738* | *293* | *56,464* | *705* | *193* | *61* | *33* | *6* | *451* | *31,558* | *7,637* | *3,307* | *315* | *48* | *20,614* |
| | **Order 51.—Persons living principally on their income.** | *86,603* | *20,780* | *9,359* | *2,738* | *293* | *56,464* | *705* | *193* | *61* | *33* | *6* | *451* | *31,558* | *7,637* | *3,307* | *315* | *48* | *20,614* |
| 161 | Proprietors (other than of agricultural land) fund and scholarship holders and pensioners. | 86,603 | 20,780 | 9,359 | 2,738 | 293 | 56,464 | 705 | 193 | 61 | 33 | 6 | 451 | 31,558 | 7,637 | 3,307 | 315 | 48 | 20,614 |
| | CLASS D.—MISCELLANEOUS ... | *1,979,277* | *552,933* | *591,865* | *28,123* | *21,086* | *834,479* | *28,522* | *7,044* | *12,531* | *403* | *231* | *8,947* | *202,269* | *66,561* | *26,138* | *1,102* | *203* | *109,570* |
| | SUB-CLASS X.—DOMESTIC SERVICE ... | *203,826* | *62,281* | *47,026* | *2,544* | *1,484* | *94,519* | *2,269* | *792* | *303* | *78* | *8* | *1,174* | *55,444* | *16,938* | *9,887* | *214* | *75* | *28,629* |
| | **Order 52.—Domestic Service** ... | *203,826* | *62,281* | *47,026* | *2,544* | *1,484* | *94,519* | *2,269* | *792* | *303* | *78* | *8* | *1,174* | *55,444* | *16,928* | *9,887* | *214* | *75* | *28,629* |
| 162 | Cooks, water carriers, doorkeepers, watchmen and other indoor servants. | 184,907 | 55,202 | 46,771 | 2,468 | 1,484 | 82,934 | 2,052 | 663 | 303 | 75 | 8 | 1,086 | 46,223 | 13,893 | 9,784 | 204 | 75 | 22,566 |
| 163 | Private grooms, coachmen, dog boys, etc. | 18,919 | 7,079 | 255 | 76 | ... | 11,585 | 217 | 129 | ... | 3 | ... | 88 | 9,221 | 3,035 | 153 | 10 | ... | 6,033 |
| | SUB-CLASS XI.—INSUFFICIENTLY DESCRIBED OCCUPATIONS. | *1,503,693* | *387,121* | *471,705* | *17,552* | *14,176* | *644,867* | *24,183* | *5,448* | *11,546* | *296* | *220* | *7,189* | *131,920* | *43,555* | *12,305* | *856* | *41* | *76,060* |
| | **Order 53.—General terms which do not indicatea definite occupation.** | *1,503,693* | *387,121* | *471,705* | *17,552* | *14,176* | *644,867* | *24,183* | *5,448* | *11,546* | *296* | *220* | *7,189* | *131,920* | *43,555* | *12,305* | *856* | *41* | *76,060* |
| 164 | Manufacturers, business men and contractors otherwise unspecified. | 14,687 | 4,063 | 160 | 466 | 6 | 10,454 | 77 | 28 | ... | 4 | ... | 49 | 4,036 | 983 | 9 | 46 | ... | 3,044 |
| 165 | Cashiers, accountants, book-keepers, clerks and other employés in unspecified offices, warehouses and shops. | 160,459 | 55,528 | 3,426 | 3,402 | 118 | 101,505 | 2,194 | 889 | 20 | 94 | ... | 1,285 | 57,796 | 20,351 | 784 | 681 | 1 | 36,661 |
| 166 | Mechanics otherwise unspecified ... | 6,818 | 2,225 | 208 | 89 | ... | 4,295 | 2 | 2 | ... | ... | ... | ... | 3,604 | 1,314 | 50 | 17 | ... | 2,240 |
| 167 | Labourers and workmen otherwise unspecified. | 1,321,729 | 325,305 | 467,821 | 13,595 | 14,052 | 528,603 | 21,910 | 4,529 | 11,526 | 198 | 220 | 5,855 | 66,484 | 20,907 | 11,462 | 112 | 40 | 34,113 |
| | SUB-CLASS XII.—UNPRODUCTIVE ... | *271,758* | *103,531* | *73,134* | *8,027* | *5,426* | *95,093* | *2,070* | *804* | *682* | *25* | *3* | *584* | *14,905* | *6,078* | *3,946* | *32* | *87* | *4,881* |
| | **Order 54.—Inmates of jails, asylums and hospitals.** | *13,363* | *11,816* | *547* | *113* | *47* | *1,000* | *61* | *57* | *4* | ... | ... | ... | *3,376* | *2,771* | *244* | *1* | *4* | *361* |
| 168 | Inmates of jails, asylums and hospitals. | 13,363 | 11,816 | 54 | 113 | 47 | 1,000 | 61 | 57 | 4 | ... | ... | ... | 3,376 | 2,771 | 242 | 1 | 4 | 361 |
| | **Order 55.—Beggars, vagrants, prostitutes.** | *258,395* | *91,715* | *72,587* | *7,914* | *5,379* | *94,093* | *2,009* | *747* | *678* | *29* | *3* | *584* | *11,529* | *3,307* | *3,702* | *31* | *83* | *4,520* |
| 169 | Beggars, vagrants, procurers, prostitutes, receivers of stolen goods, cattle poisoners. | 258,395 | 91,715 | 72,587 | 7,914 | 5,379 | 94,093 | 2,009 | 747 | 678 | 29 | 3 | 584 | 11,529 | 3,307 | 3,702 | 31 | 83 | 4,520 |



This content downloaded from 106.51.163.168 on Wed, 05 Jun 2024 15:15:17 +00:00
All use subject to https://about.jstor.org/terms



This content downloaded from
106.51.163.168 on Wed, 05 Jun 2024 15:15:17 +00:00
All use subject to https://about.jstor.org/terms

# TABLE XV-A.

## OCCUPATION.

## PART II.—DETAILS FOR DISTRICTS, STATES AND CITIES.



This content downloaded from
106.51.163.168 on Wed, 05 Jun 2024 15:15:17 +00:00
All use subject to https://about.jstor.org/terms

# TABLE

## Occupation. Part II.—Details

CLASS A: SUB-CLASS I.—EXPLOITATION

| DISTRICT, STATE OR CITY. | Total Order 1 (a). | | | | | | Order 1.—Pasture and Agriculture— | | | | | | | |
|---|---|---|---|---|---|---|---|---|---|---|---|---|---|---|
| | | | | | | | 1 (a).—Non-cultivating landowners. | | | | 1 (b).—Non-cultivating tenants. | | | |
| | Total workers and dependents. | Actual workers. Total. Males. | Actual workers. Total. Females. | Actual workers. Partially agriculturist. Males. | Actual workers. Partially agriculturist. Females. | Dependents. | Total workers and dependents. | Actual workers. Total. Males. | Actual workers. Total. Females. | Dependents. | Total workers and dependents. | Actual workers. Total. Males. | Actual workers. Total. Females. | Dependents. |
| 1 | 2 | 3 | 4 | 5 | 6 | 7 | 8 | 9 | 10 | 11 | 12 | 13 | 14 | 15 |
| **MADRAS** ... | **28,621,449** | **6,715,575** | **6,261,731** | **3,943** | **71** | **13,644,143** | **960,194** | **223,941** | **112,973** | **623,280** | **163,396** | **41,563** | **17,617** | **104,216** |
| **(1) British Territory** ... | **28,288,808** | **6,606,588** | **6,158,382** | **3,938** | **71** | **13,523,838** | **951,633** | **221,665** | **112,185** | **617,783** | **163,207** | **41,540** | **17,541** | **104,126** |
| 1. Ganjám ... | 1,285,456 | 355,177 | 317,254 | 762 | 6 | 613,025 | 62,999 | 14,118 | 6,422 | 42,459 | 9,897 | 2,030 | 1,598 | 6,269 |
| 2. Agency, Ganjám ... | 285,251 | 94,352 | 82,212 | 310 | ... | 108,687 | 2,110 | 685 | 138 | 1,287 | 50 | 12 | 14 | 24 |
| 3. Vizagapatam ... | 1,571,044 | 493,896 | 448,514 | 339 | ... | 628,634 | 47,552 | 11,333 | 5,260 | 30,959 | 12,049 | 5,599 | 788 | 5,662 |
| 4. Agency, Vizagapatam | 830,698 | 271,995 | 203,253 | 56 | ... | 355,450 | 2,789 | 681 | 197 | 1,911 | 1,805 | 312 | 688 | 805 |
| 5. Gódávari ... ... | 960,684 | 295,024 | 186,201 | ... | ... | 479,459 | 54,329 | 12,985 | 6,181 | 35,163 | 2,238 | 452 | 228 | 1,558 |
| 6. Agency, Gódávari ... | 168,781 | 52,508 | 37,103 | 4 | ... | 79,170 | 900 | 237 | 62 | 601 | 314 | 66 | 48 | 200 |
| 7. Kistna ... ... | 1,439,478 | 433,807 | 263,854 | 349 | 42 | 741,757 | 63,043 | 14,194 | 7,197 | 41,652 | 12,880 | 2,635 | 914 | 9,331 |
| 8. Guntúr ... ... | 1,181,235 | 372,124 | 215,763 | 40 | ... | 593,348 | 65,059 | 16,941 | 8,409 | 39,709 | 4,009 | 847 | 280 | 2,882 |
| 9. Nellore ... ... | 875,717 | 279,392 | 196,156 | 470 | ... | 400,169 | 25,294 | 5,967 | 3,131 | 16,196 | 7,500 | 2,150 | 799 | 4,551 |
| 10. Cuddapah ... ... | 639,408 | 204,040 | 129,634 | 37 | ... | 305,734 | 45,643 | 11,860 | 7,217 | 26,566 | 3,857 | 910 | 357 | 2,590 |
| 11. Kurnool ... ... | 683,150 | 220,364 | 179,795 | ... | ... | 282,991 | 45,893 | 13,553 | 7,322 | 25,018 | 1,410 | 388 | 201 | 821 |
| 12. Bellary ... ... | 720,124 | 234,253 | 173,229 | ... | ... | 312,642 | 19,256 | 5,144 | 3,082 | 11,030 | 1,342 | 564 | 169 | 609 |
| 13. Anantapur ... ... | 663,205 | 226,682 | 183,986 | 18 | ... | 252,537 | 23,999 | 6,295 | 4,245 | 13,459 | 1,215 | 183 | 308 | 724 |
| 14. Madras ... ... | 17,702 | 5,646 | 1,037 | 3 | ... | 11,019 | 5,787 | 1,396 | 466 | 3,925 | 73 | 47 | 1 | 25 |
| 15. Chingleput ... ... | 958,126 | 278,895 | 125,019 | 23 | ... | 554,212 | 10,861 | 2,222 | 1,247 | 7,392 | 7,385 | 1,465 | 968 | 4,952 |
| 16 Chittoor ... ... | 935,657 | 321,600 | 191,000 | 550 | 16 | 423,057 | 16,508 | 4,055 | 2,493 | 9,960 | 8,096 | 2,127 | 1,277 | 4,692 |
| 17. North Arcot ... ... | 1,441,353 | 440,127 | 328,806 | 79 | 2 | 672,420 | 49,014 | 11,676 | 6,286 | 31,052 | 13,195 | 4,297 | 1,372 | 7,526 |
| 18. Salem ... ... ... | 1,289,677 | 412,360 | 328,004 | 23 | ... | 549,313 | 31,068 | 7,267 | 3,939 | 19,862 | 13,835 | 4,542 | 1,062 | 8,231 |
| 19. Coimbatore ... ... | 1,346,256 | 418,861 | 299,856 | 9 | ... | 627,539 | 22,767 | 4,917 | 3,241 | 14,609 | 4,867 | 1,547 | 711 | 2,609 |
| 20. South Arcot ... ... | 1,915,260 | 561,263 | 332,525 | 6 | ... | 1,021,472 | 39,406 | 9,924 | 2,773 | 26,709 | 4,631 | 692 | 297 | 3,642 |
| 21. Tanjore ... ... | 1,480,471 | 422,386 | 235,585 | 375 | 1 | 822,520 | 38,981 | 20,546 | 7,476 | 60,959 | 11,353 | 2,354 | 870 | 8,129 |
| 22 Trichinopoly ... | 1,374,705 | 448,499 | 314,347 | 50 | ... | 611,859 | 21,270 | 4,440 | 3,359 | 13,471 | 1,784 | 849 | 15 | 920 |
| 23. Madura ... ... | 1,445,464 | 454,283 | 382,074 | 15 | ... | 612,107 | 14,956 | 2,359 | 1,880 | 10,717 | 6,820 | 2,158 | 1,146 | 3,516 |
| 24. Rámnád ... ... | 1,087,489 | 299,082 | 234,615 | 193 | 4 | 553,792 | 18,760 | 4,523 | 2,512 | 11,725 | 164 | 13 | 12 | 139 |
| 25. Tinnevelly ... ... | 1,024,224 | 294,152 | 198,224 | 53 | ... | 531,848 | 58,305 | 11,933 | 7,021 | 39,351 | 4,539 | 701 | 836 | 3,002 |
| 26. Nilgiris ... ... | 48,763 | 13,582 | 11,314 | ... | ... | 23,867 | 8,083 | 2,049 | 1,529 | 4,505 | 6 | ... | 2 | 4 |
| 27. Malabar ... ... | 1,784,967 | 451,881 | 305,072 | 145 | ... | 1,028,014 | 74,549 | 11,919 | 4,721 | 57,909 | 24,923 | 3,830 | 2,109 | 18,984 |
| 28. Anjengo ... ... | 194 | 45 | 26 | ... | ... | 123 | 68 | 8 | 16 | 44 | ... | ... | ... | ... |
| 29. South Canara ... | 834,269 | 253,272 | 253,924 | 26 | ... | 327,073 | 32,384 | 8,438 | 4,363 | 19,583 | 2,970 | 770 | 471 | 1,729 |
| **(2) Feudatory States** ... | **332,641** | **108,987** | **103,349** | **5** | ... | **120,305** | **8,561** | **2,276** | **788** | **5,497** | **189** | **23** | **76** | **90** |
| 30. Pudukkóttai ... ... | 299,517 | 97,150 | 94,801 | 5 | ... | 107,566 | 6,607 | 1,578 | 621 | 4,408 | 2 | ... | 2 | ... |
| 31 Banganapalle ... | 24,520 | 9,219 | 6,977 | ... | ... | 8,324 | 1,566 | 605 | 133 | 828 | 187 | 23 | 74 | 90 |
| 32. Sandúr ... ... | 8,604 | 2,618 | 1,571 | ... | ... | 4,415 | 388 | 93 | 34 | 261 | ... | ... | ... | ... |
| **(3) Cities** ... ... | **152,255** | **42,095** | **14,001** | **60** | ... | **96,159** | **27,818** | **6,314** | **1,783** | **19,721** | **8,933** | **2,891** | **231** | **5,811** |
| 1 Bellary ... ... | 5,420 | 1,136 | 1,003 | ... | ... | 3,281 | 401 | 91 | 13 | 297 | ... | ... | ... | ... |
| 2. Calicut ... ... | 8,594 | 2,071 | 447 | 3 | ... | 6,076 | 1,697 | 267 | 110 | 1,380 | 453 | 42 | 29 | 382 |
| 3. Cocanada ... ... | 9,434 | 2,230 | 1,415 | 42 | ... | 5,780 | 2,016 | 411 | 158 | 1,447 | 9 | 5 | 1 | 3 |
| 4. Coimbatore ... | 6,788 | 1,556 | 179 | ... | ... | 5,053 | 865 | 175 | 49 | 641 | 57 | 13 | 1 | 43 |
| 5. Conjeeveram ... | 11,582 | 3,163 | 1,399 | ... | ... | 7,020 | 1,264 | 289 | 92 | 883 | 1,882 | 457 | 149 | 1,276 |
| 6. Cuddalore ... ... | 17,473 | 5,261 | 2,573 | ... | ... | 9,639 | 1,726 | 346 | 100 | 1,280 | 129 | 55 | 2 | 72 |
| 7. Kumbakónam ... | 8,937 | 2,292 | 640 | ... | ... | 6,005 | 4,577 | 1,058 | 300 | 3,219 | 187 | 60 | 3 | 124 |
| 8. Madras ... ... | 17,702 | 5,646 | 1,037 | 3 | ... | 11,019 | 5,787 | 1,396 | 466 | 3,925 | 73 | 47 | 1 | 25 |
| 9. Madura ... ... | 16,168 | 3,582 | 2,040 | 1 | ... | 10,546 | 1,554 | 592 | 64 | 898 | ... | ... | ... | ... |
| 10. Negapatam ... ... | 4,067 | 1,390 | 199 | 3 | ... | 2,478 | 918 | 197 | 72 | 649 | ... | ... | ... | ... |
| 11. Salem ... ... | 22,299 | 7,655 | 1,547 | ... | ... | 130,97 | 411 | 29 | 15 | 367 | 5,521 | 2,053 | 44 | 3,424 |
| 12. Tanjore ... ... | 7,981 | 2,072 | 831 | 8 | ... | 5,078 | 2,559 | 597 | 187 | 1,775 | 13 | 7 | 1 | 5 |
| 13. Trichinopoly ... | 15,810 | 4,032 | 691 | ... | ... | 11,087 | 4,043 | 926 | 157 | 2,960 | 609 | 152 | ... | 457 |

This content downloaded from
106.51.163.168 on Wed, 05 Jun 2024 15:15:17 +00:00
All use subject to https://about.jstor.org/terms

# XV-A.

## for districts, etc.

OF THE SURFACE OF THE EARTH.

(a) Ordinary Cultivation.

| 2 (a).—Cultivating Landowners. | | | | 2 (b).—Cultivating Tenants. | | | | 3. Agents, managers of landed estates (not planters), clerks, rent collectors, etc. | | | | | | |
|---|---|---|---|---|---|---|---|---|---|---|---|---|---|---|
| Total workers and dependents. | Actual workers. Total. Males. | Actual workers. Total. Females. | Dependents. | Total workers and dependents. | Actual workers. Total. Males. | Actual workers. Total. Females. | Dependents. | Total workers and dependents. | Actual workers. Total. Males. | Actual workers. Total. Females. | Actual workers. Partially agriculturist. Males. | Actual workers. Partially agriculturist. Females. | Dependents. | NUMBER. |
| 16 | 17 | 18 | 19 | 20 | 21 | 22 | 23 | 24 | 25 | 26 | 27 | 28 | 29 | |
| ***13,168,009*** | ***4,107,154*** | ***2,264,228*** | ***6,796,627*** | ***6,423,909*** | ***1,994,758*** | ***1,104,904*** | ***3,324,247*** | ***74,508*** | ***23,554*** | ***1,629*** | ***3,943*** | ***71*** | ***49,325*** | |
| **12,918,207** | **4,026,288** | **2,185,889** | **6,706,030** | **6,373,560** | **1,978,387** | **1,088,843** | **3,306,330** | **74,419** | **23,508** | **1,629** | **3,938** | **71** | **49,282** | |
| 368,856 | 102,496 | 62,217 | 204,143 | 463,362 | 143,823 | 91,901 | 2,27,633 | 10,450 | 2,888 | 274 | 762 | 6 | 7,288 | 1 |
| 158,448 | 53,156 | 37,855 | 67,437 | 59,055 | 19,690 | 17,808 | 21,557 | 1,677 | 509 | 10 | 310 | ... | 1,158 | 2 |
| 279,515 | 90,371 | 56,728 | 132,416 | 853,689 | 287,047 | 225,992 | 3,40,650 | 7,304 | 2,261 | ... | 339 | ... | 5,043 | 3 |
| 103,606 | 40,001 | 19,312 | 44,293 | 534,270 | 171,875 | 117,000 | 2,45,395 | 1,968 | 826 | 13 | 56 | ... | 1,129 | 4 |
| 225,102 | 71,007 | 15,265 | 138,830 | 201,640 | 62,552 | 19,349 | 1,19,739 | 2,967 | 1,049 | 44 | ... | ... | 1,874 | 5 |
| 2,1068 | 7,443 | 3,176 | 10,449 | 109,093 | 33,293 | 20,262 | 55,538 | 532 | 144 | 1 | 4 | ... | 387 | 6 |
| 516,296 | 157,960 | 37,935 | 320,401 | 250,070 | 74,076 | 18,672 | 1,57,322 | 7,796 | 2,366 | 533 | 349 | 42 | 4,897 | 7 |
| 741,734 | 237,364 | 77,582 | 426,808 | 47,464 | 16,612 | 3,646 | 27,206 | 769 | 267 | ... | 40 | ... | 502 | 8 |
| 302,365 | 100,119 | 33,167 | 169,079 | 215,127 | 75,031 | 33,401 | 1,06,695 | 6,504 | 2,036 | .. | 470 | ... | 4,468 | 9 |
| 371,777 | 122,530 | 47,852 | 201,395 | 20,987 | 6,122 | 3,356 | 11,509 | 472 | 183 | ... | 37 | ... | 289 | 10 |
| 376,111 | 124,358 | 78,111 | 173,642 | 34,088 | 12,596 | 5,107 | 16,385 | .. | ... | ... | ... | ... | ... | 11 |
| 482,712 | 160,552 | 100,081 | 222,079 | 38,927 | 12,510 | 7,460 | 18,957 | 59 | 16 | 8 | ... | ... | 43 | 12 |
| 358,486 | 129,505 | 85,806 | 143,175 | 71,165 | 25,043 | 15,398 | 30,724 | 77 | 42 | 9 | 18 | ... | 26 | 13 |
| 6,916 | 2,291 | 213 | 4,412 | 2,282 | 1,047 | 87 | 1,148 | 457 | 138 | 19 | 3 | ... | 300 | 14 |
| 481,439 | 135,743 | 35,661 | 310,035 | 176,432 | 49,842 | 11,511 | 1,15,079 | 525 | 91 | ... | 23 | ... | 434 | 15 |
| 303,185 | 106,165 | 63,686 | 133,334 | 414,107 | 141,019 | 70,774 | 2,02,314 | 6,618 | 2,108 | 360 | 550 | 16 | 4,150 | 16 |
| 861,420 | 271,267 | 161,407 | 428,746 | 189,075 | 63,548 | 35,385 | 90,142 | 1,282 | 340 | 30 | 79 | 2 | 912 | 17 |
| 918,708 | 297,219 | 214,366 | 407,123 | 99,058 | 33,711 | 19,495 | 45,852 | 403 | 100 | ... | 23 | ... | 303 | 18 |
| 842,750 | 282,132 | 160,559 | 420,059 | 116,955 | 36,909 | 12,189 | 67,857 | 566 | 220 | 1 | 9 | ... | 345 | 19 |
| 1,080,060 | 321,791 | 113,543 | 644,726 | 244,206 | 74,013 | 34,024 | 1,36,169 | 152 | 58 | ... | 6 | .. | 94 | 20 |
| 633,078 | 189,511 | 74,281 | 369,286 | 313,835 | 87,692 | 37,482 | 1,88,711 | 10,702 | 3,349 | 235 | 375 | 1 | 7,118 | 21 |
| 899,434 | 288,874 | 197,012 | 413,548 | 142,592 | 48,478 | 20,593 | 73,521 | 884 | 340 | ... | 50 | ... | 544 | 22 |
| 940,953 | 299,530 | 227,273 | 414,150 | 119,891 | 39,246 | 17,445 | 63,200 | 446 | 151 | ... | 15 | .. | 295 | 23 |
| 841,021 | 233,612 | 174,966 | 432,443 | 117,558 | 30,819 | 23,459 | 63,480 | 5,455 | 1,822 | 93 | 196 | 4 | 3,740 | 24 |
| 521,360 | 145,940 | 64,434 | 310,986 | 286,202 | 89,628 | 49,063 | 1,47,511 | 987 | 194 | ... | 53 | ... | 793 | 25 |
| 28,321 | 6,869 | 6,643 | 14,809 | 1,536 | 403 | 137 | 996 | 1 | ... | ... | ... | ... | 1 | 26 |
| 96,220 | 18,536 | 3,302 | 74,382 | 821,432 | 202,999 | 49,921 | 5,88,551 | 5,222 | 2,162 | 4 | 145 | ... | 3,056 | 27 |
| 69 | 12 | 10 | 47 | 1 | 1 | ... | ... | 12 | 2 | ... | ... | ... | 10 | 28 |
| 157,197 | 49,934 | 33,466 | 73,797 | 429,381 | 138,966 | 127,926 | 1,62,489 | 132 | 46 | 3 | 26 | ... | 83 | 29 |
| ***249,802*** | ***80,866*** | ***78,339*** | ***90,597*** | ***50,349*** | ***16,371*** | ***16,061*** | ***17,917*** | ***89*** | ***46*** | ... | ***5*** | ... | ***43*** | |
| 234,384 | 75,334 | 75,323 | 83,727 | 47,351 | 15,351 | 15,614 | 16,386 | 45 | 18 | ... | 5 | ... | 27 | 30 |
| 11,448 | 4,368 | 2,427 | 4,653 | 272 | 104 | 45 | 123 | 44 | 28 | ... | ... | ... | 16 | 31 |
| 3,970 | 1,164 | 589 | 2,217 | 2,726 | 916 | 402 | 1,408 | ... | ... | ... | ... | ... | ... | 32 |
| ***52,021*** | ***14,434*** | ***3,544*** | ***34,043*** | ***28,514*** | ***9,065*** | ***1,103*** | ***18,346*** | ***2,838*** | ***941*** | ***111*** | ***60*** | ... | ***1,786*** | |
| 2,357 | 426 | 266 | 1,665 | 826 | 125 | 146 | 555 | ... | ... | ... | ... | ... | ... | 1 |
| 667 | 120 | 26 | 521 | 1,366 | 358 | 35 | 973 | 702 | 247 | ... | 3 | ... | 455 | 2 |
| 2,779 | 814 | 381 | 1,584 | 901 | 233 | 149 | 489 | 220 | 111 | ... | 42 | ... | 109 | 3 |
| 2,808 | 878 | 55 | 1,875 | 2,479 | 230 | 36 | 2,213 | 24 | 7 | ... | ... | ... | 17 | 4 |
| 4,833 | 1,546 | 547 | 2,740 | 2,613 | 625 | 364 | 1,624 | 32 | 9 | ... | ... | ... | 23 | 5 |
| 6,493 | 2,208 | 313 | 3,972 | 2,286 | 813 | 78 | 1,395 | 4 | ... | ... | ... | ... | 4 | 6 |
| 1,947 | 545 | 63 | 1,339 | 1,223 | 313 | 31 | 879 | 121 | 43 | 1 | ... | ... | 77 | 7 |
| 6,916 | 2,291 | 213 | 4,412 | 2,282 | 1,047 | 87 | 1,148 | 457 | 138 | 19 | 3 | ... | 300 | 8 |
| 9,936 | 1,939 | 1,332 | 6,665 | 1,497 | 340 | 36 | 1,121 | 17 | 7 | ... | 1 | ... | 10 | 9 |
| 1,912 | 639 | 58 | 1,215 | 614 | 287 | 19 | 308 | 112 | 40 | ... | 3 | ... | 72 | 10 |
| 5,523 | 1,760 | 64 | 3,699 | 8,115 | 3,632 | 37 | 4,446 | ... | ... | ... | ... | ... | ... | 11 |
| 2,279 | 573 | 142 | 1,564 | 492 | 141 | 45 | 306 | 1,143 | 337 | 91 | 8 | ... | 715 | 12 |
| 3,571 | 695 | 84 | 2,792 | 3,820 | 891 | 40 | 2,889 | 6 | 2 | ... | ... | ... | 4 | 13 |

This content downloaded from
106.51.163.168 on Wed, 05 Jun 2024 15:15:17 +00:00
All use subject to https://about.jstor.org/terms

CLASS A: SUB-CLASS 1.—EXPLOITATION

| DISTRICT, STATE OR CITY. | Order 1.—Pasture and Agriculture—(a) Ordinary Cultivation—concld. | | | | Total Order 1 (b). | | | | | | Order 1 (b).—Growers of special | | | | | |
|---|---|---|---|---|---|---|---|---|---|---|---|---|---|---|---|---|
| | 4. Farm servants and field labourers. | | | | | | | | | | 5. Tea, coffee, cinchona and indigo plantations. | | | | | |
| | Total workers and dependents. | Actual workers. Total. Males. | Actual workers. Total. Females. | Dependents. | Total workers and dependents. | Actual workers. Total. Males. | Actual workers. Total. Females. | Actual workers. Partially agriculturist. Males. | Actual workers. Partially agriculturist. Females. | Dependents. | Total workers and dependents. | Actual workers. Total. Males. | Actual workers. Total. Females. | Actual workers. Partially agriculturist. Males. | Actual workers. Partially agriculturist. Females. | Dependents. |
| | 30 | 31 | 32 | 33 | 34 | 35 | 36 | 37 | 38 | 39 | 40 | 41 | 42 | 43 | 44 | 45 |
| **MADRAS** ... | *7,831,433* | *2,324,605* | *2,760,380* | *2,746,448* | *156,261* | *5,3770* | *18,597* | *3,700* | *906* | *83,894* | *37,379* | *16,772* | *9,723* | *432* | *56* | *10,884* |
| **(1) British Territory** ... | *7,807,782* | *2,315,200* | *2,752,295* | *2,740,287* | *155,567* | *53,563* | *18,582* | *3,666* | *906* | *83,422* | *37,286* | *16,764* | *9,723* | *431* | *56* | *10,799* |
| 1. Ganjám ... ... | 369,892 | 89,817 | 154,842 | 125,233 | 289 | 66 | 60 | 16 | 15 | 163 | 13 | 4 | ... | ... | ... | 9 |
| 2. Agency, Ganjám ... | 63,911 | 20,300 | 26,387 | 17,224 | 30 | 3 | 3 | ... | ... | 24 | ... | ... | ... | ... | ... | ... |
| 3. Vizagapatam ... ... | 370,935 | 97,285 | 159,746 | 113,904 | 610 | 293 | 63 | 12 | 7 | 254 | 4 | 1 | 1 | ... | ... | 2 |
| 4. Agency, Vizagapatam | 186,260 | 58,300 | 66,043 | 61,917 | 59 | 30 | 5 | 1 | ... | 24 | 9 | 3 | ... | ... | ... | 6 |
| 5. Gódávari ... ... | 474,408 | 146,979 | 145,134 | 182,295 | 666 | 175 | 195 | 10 | ... | 296 | ... | ... | ... | ... | ... | ... |
| 6. Agency, Gódávari ... | 36,874 | 11,325 | 13,554 | 11,995 | 11 | 6 | ... | ... | ... | 5 | ... | ... | ... | ... | ... | ... |
| 7. Kistna ... ... | 589,393 | 182,636 | 198,603 | 208,154 | 807 | 359 | 47 | 15 | 2 | 401 | 124 | 114 | ... | ... | ... | 10 |
| 8. Guntúr ... ... | 322,200 | 100,093 | 125,866 | 96,241 | 265 | 98 | 19 | 18 | 2 | 148 | ... | ... | ... | ... | ... | ... |
| 9. Nellore ... ... | 318,927 | 94,089 | 125,658 | 99,180 | 440 | 136 | 77 | 13 | 11 | 227 | 24 | 9 | ... | ... | ... | 15 |
| 10. Cuddapah ... ... | 196,672 | 62,435 | 70,852 | 63,385 | 208 | 41 | 33 | 1 | 1 | 134 | 12 | 3 | ... | 1 | ... | 9 |
| 11. Kurnool ... ... | 225,648 | 69,469 | 89,054 | 67,125 | 764 | 241 | 189 | 20 | 10 | 334 | ... | ... | ... | ... | ... | ... |
| 12. Bellary ... ... | 177,828 | 55,467 | 62,437 | 59,924 | 115 | 46 | 10 | 1 | 1 | 59 | ... | ... | ... | ... | ... | ... |
| 13. Anantapur ... ... | 208,263 | 65,614 | 78,220 | 64,429 | 584 | 235 | 182 | 47 | 5 | 167 | ... | ... | ... | ... | ... | ... |
| 14. Madras ... ... | 2,187 | 727 | 251 | 1,209 | 6,177 | 2,050 | 166 | 7 | ... | 3,961 | 91 | 18 | 1 | ... | ... | 72 |
| 15. Chingleput ... ... | 281,484 | 89,532 | 75,632 | 116,320 | 11,010 | 3,258 | 832 | 342 | 51 | 6,920 | 9 | 3 | ... | ... | ... | 6 |
| 16. Chittoor ... ... | 187,143 | 66,126 | 52,410 | 68,607 | 1,417 | 388 | 126 | 53 | 26 | 903 | ... | ... | ... | ... | ... | ... |
| 17. North Arcot ... | 327,367 | 88,999 | 124,326 | 114,042 | 5,588 | 1,730 | 149 | 135 | 14 | 3,709 | 69 | 39 | 1 | 4 | ... | 29 |
| 18. Salem ... ... ... | 226,605 | 69,521 | 89,142 | 67,942 | 5,695 | 2,354 | 1,764 | 43 | 33 | 1,577 | 4,832 | 2,054 | 1,618 | 8 | 2 | 1,160 |
| 19. Coimbatore ... ... | 358,351 | 113,136 | 123,155 | 122,060 | 5,308 | 1,903 | 523 | 59 | 9 | 2,882 | 638 | 293 | 167 | 1 | ... | 178 |
| 20. South Arcot ... ... | 546,805 | 154,785 | 181,888 | 210,132 | 2,194 | 623 | 82 | 34 | 8 | 1,489 | 114 | 16 | ... | ... | ... | 98 |
| 21. Tanjore ... ... | 422,472 | 118,914 | 115,241 | 188,317 | 15,282 | 4,874 | 276 | 171 | 9 | 10,132 | 105 | 13 | 12 | ... | ... | 80 |
| 22. Trichinopoly ... | 308,741 | 105,513 | 93,368 | 109,856 | 4,364 | 1,703 | 212 | 109 | 7 | 2,449 | 56 | 15 | 15 | ... | ... | 26 |
| 23. Madura ... ... | 362,398 | 107,839 | 134,330 | 120,229 | 6,322 | 1,986 | 519 | 126 | 65 | 3,817 | 298 | 136 | 21 | 3 | ... | 141 |
| 24. Rámnád ... ... | 104,531 | 28,693 | 33,573 | 42,265 | 5,184 | 1,922 | 162 | 228 | 20 | 3,100 | 74 | 19 | 8 | ... | ... | 47 |
| 25. Tinnevelly ... ... | 152,831 | 45,756 | 76,870 | 30,205 | 8,120 | 2,945 | 696 | 402 | 165 | 4,479 | 988 | 459 | 179 | 2 | ... | 350 |
| 26. Nilgiris ... ... | 10,816 | 4,261 | 3,003 | 3,552 | 16,579 | 7,464 | 4,028 | 359 | 26 | 5,087 | 15,203 | 6,664 | 3,967 | 318 | 24 | 4,572 |
| 27. Malabar ... ... | 762,591 | 212,444 | 245,015 | 305,132 | 44,819 | 14,949 | 5,195 | 410 | 44 | 24,675 | 11,840 | 6,378 | 2,880 | 46 | 3 | 2 582 |
| 28. Anjengo ... ... | 44 | 22 | ... | 22 | 457 | 68 | 38 | ... | ... | 351 | 72 | 6 | ... | ... | ... | 66 |
| 29. South Canara ... | 212,205 | 55,118 | 87,695 | 69,392 | 12,203 | 3,617 | 2,931 | 734 | 375 | 5,655 | 2,711 | 517 | 853 | 48 | 27 | 1,341 |
| **(2) Feudatory States** ... | *23,651* | *9,405* | *8,085* | *6,161* | *694* | *207* | *15* | *34* | ... | *472* | *93* | *8* | ... | *1* | ... | *85* |
| 30. Pudukóttai ... ... | 11,128 | 4,869 | 3,241 | 3,018 | 495 | 145 | 10 | 31 | ... | 340 | 93 | 8 | ... | 1 | ... | 85 |
| 31. Banganapalle ... | 11,003 | 4,091 | 4,298 | 2,614 | 199 | 62 | 5 | 3 | ... | 132 | ... | ... | ... | ... | ... | ... |
| 32. Sandúr ... ... | 1,520 | 445 | 546 | 529 | .... | ... | ... | ... | ... | ... | ... | ... | ... | ... | ... | ... |
| **(3) Cities** ... ... | *32,131* | *8,450* | *7,229* | *16,452* | *9,003* | *2,964* | *287* | *28* | ... | *5,752* | *153* | *29* | *14* | ... | ... | *110* |
| 1. Bellary ... ... | 1,836 | 494 | 578 | 764 | 3 | 3 | ... | 1 | ... | ... | ... | ... | ... | ... | ... | ... |
| 2. Calicut ... ... | 3,709 | 1,097 | 247 | 2,365 | 133 | 84 | ... | 2 | ... | 49 | 1 | 1 | ... | ... | ... | ... |
| 3 Cocanada ... ... | 3,509 | 635 | 726 | 2,148 | 22 | 12 | ... | 1 | ... | 10 | ... | ... | ... | ... | ... | ... |
| 4. Coimbatore ... ... | 555 | 253 | 38 | 264 | 124 | 35 | 8 | 1 | ... | 81 | 8 | 5 | ... | ... | ... | 3 |
| 5. Conjeeveram ... | 958 | 237 | 247 | 474 | 887 | 250 | 45 | 3 | ... | 592 | ... | ... | ... | ... | ... | ... |
| 6. Cuddalore ... ... | 6,835 | 1,839 | 2,080 | 2,916 | 115 | 38 | 5 | 2 | ... | 72 | 4 | 1 | ... | ... | ... | 3 |
| 7. Kumbakónam ... ... | 882 | 273 | 242 | 367 | 786 | 210 | 8 | 2 | ... | 568 | ... | ... | ... | ... | ... | ... |
| 8. Madras ... ... | 2,187 | 727 | 251 | 1,209 | 6,177 | 2,050 | 166 | 7 | ... | 3,961 | 91 | 18 | 1 | ... | ... | 72 |
| 9. Madura ... ... | 3,164 | 704 | 608 | 1,852 | 271 | 78 | 21 | 4 | ... | 172 | 2 | 1 | ... | ... | ... | 1 |
| 10. Negapatam ... ... | 511 | 227 | 50 | 234 | 112 | 42 | 3 | 2 | ... | 67 | 1 | ... | ... | ... | ... | 1 |
| 11. Salem ... ... ... | 2,729 | 181 | 1,387 | 1,161 | 50 | 9 | 11 | ... | ... | 30 | 7 | 2 | ... | ... | ... | 5 |
| 12. Tanjore ... ... | 1,495 | 417 | 365 | 713 | 156 | 49 | 12 | ... | ... | 95 | 25 | 1 | 10 | ... | ... | 14 |
| 13. Trichinopoly ... | 3,761 | 1,366 | 410 | 1,985 | 167 | 104 | 8 | 3 | ... | 55 | 14 | ... | 3 | ... | ... | 11 |

This content downloaded from
106.51.163.168 on Wed, 05 Jun 2024 15:15:17 +00:00
All use subject to https://about.jstor.org/terms

# XV-A.

## for districts, etc.—*continued.*

OF THE SURFACE OF THE EARTH—*cont.*

products and market gardening.

Order 1 (c).—Forestry.

| Total workers and dependents. | Total Order 1 (c). Actual workers. Total. Males. | Total. Females. | Partially agriculturist. Males. | Partially agriculturist. Females. | Dependents. | 6. Fruit, flower, vegetable, betel vine, areca nut, etc., growers. Total workers and dependents. | Actual workers. Total. Males. | Total. Females. | Partially agricul-turist. Males. | Partially agricul-turist. Females. | Dependents. | 7. Forest officers, rangers, guards, etc. Total workers and dependents. | Actual workers. Total. Males. | Total. Females. | Partially agricul-turist. Males. | Partially agricul-turist. Females. | Dependents. | Number. |
|---|---|---|---|---|---|---|---|---|---|---|---|---|---|---|---|---|---|---|
| 46 | 47 | 48 | 49 | 50 | 51 | 52 | 53 | 54 | 55 | 56 | 57 | 58 | 59 | 60 | 61 | 62 | 63 | |
| ***118,882*** | ***36,998*** | ***8,874*** | ***3,268*** | ***850*** | ***73,010*** | ***70,638*** | ***22,515*** | ***9,754*** | ***1,881*** | ***793*** | ***38,369*** | ***19,461*** | ***6,729*** | ***2*** | ***773*** | | ***12,730*** | |
| ***118,281*** | ***36,799*** | ***8,859*** | ***3,235*** | ***850*** | ***72,623*** | ***69,997*** | ***22,268*** | ***9,651*** | ***1,838*** | ***793*** | ***38,078*** | ***19,237*** | ***6,651*** | ***2*** | ***749*** | | ***12,584*** | |
| 276 | 62 | 60 | 16 | 15 | 154 | 1,331 | 501 | 126 | 59 | 5 | 704 | 881 | 326 | ... | 39 | ... | 535 | 1 |
| 30 | 3 | 3 | ... | ... | 24 | 215 | 104 | ... | 7 | ... | 111 | 90 | 52 | ... | 7 | ... | 38 | 2 |
| 606 | 292 | 62 | 12 | 7 | 252 | 913 | 307 | 21 | 26 | 2 | 585 | 657 | 188 | ... | 20 | ... | 469 | 3 |
| 50 | 27 | 5 | 1 | ... | 18 | 950 | 272 | 291 | 12 | 81 | 367 | 553 | 233 | ... | 10 | ... | 321 | 4 |
| 666 | 175 | 195 | 10 | ... | 296 | 1,463 | 590 | 109 | 34 | 8 | 764 | 741 | 243 | ... | 11 | ... | 498 | 5 |
| 11 | 6 | ... | ... | ... | 5 | 1,111 | 346 | 72 | 38 | 3 | 693 | 411 | 137 | ... | 28 | ... | 274 | 6 |
| 683 | 245 | 47 | 15 | 2 | 391 | 1,292 | 341 | 253 | 36 | 9 | 698 | 453 | 96 | ... | 4 | ... | 357 | 7 |
| 265 | 98 | 19 | 18 | 2 | 148 | 1,177 | 541 | 74 | 95 | 3 | 562 | 666 | 242 | ... | 12 | ... | 424 | 8 |
| 416 | 127 | 77 | 13 | 11 | 212 | 3,049 | 1,156 | 478 | 137 | 11 | 1,415 | 602 | 213 | ... | 27 | ... | 389 | 9 |
| 196 | 38 | 33 | ... | 1 | 125 | 1,661 | 510 | 88 | 47 | 3 | 1,063 | 929 | 278 | ... | 13 | ... | 651 | 10 |
| 764 | 241 | 189 | 20 | 10 | 334 | 2,116 | 651 | 40 | 92 | ... | 1,425 | 1,958 | 629 | ... | 92 | ... | 1,329 | 11 |
| 115 | 46 | 10 | 1 | 1 | 59 | 3,978 | 678 | 1,324 | 17 | 223 | 1,976 | 502 | 147 | ... | 14 | ... | 355 | 12 |
| 584 | 235 | 182 | 47 | 5 | 167 | 2,663 | 869 | 551 | 85 | 99 | 1,243 | 888 | 311 | ... | 22 | ... | 577 | 13 |
| 6,086 | 2,032 | 165 | 7 | ... | 3,889 | 926 | 171 | 352 | ... | ... | 403 | 163 | 27 | 2 | ... | ... | 134 | 14 |
| 11,001 | 3,255 | 832 | 342 | 51 | 6,914 | 2,414 | 750 | 236 | 38 | 5 | 1,428 | 664 | 230 | ... | 19 | ... | 434 | 15 |
| 1,417 | 388 | 126 | 53 | 26 | 903 | 4,653 | 1,777 | 747 | 175 | 57 | 2,128 | 490 | 71 | ... | 15 | ... | 419 | 16 |
| 5,519 | 1,691 | 148 | 131 | 14 | 3,680 | 3,587 | 1,181 | 675 | 78 | 19 | 1,731 | 1,087 | 419 | ... | 39 | ... | 668 | 17 |
| 863 | 300 | 146 | 35 | 31 | 417 | 2,800 | 717 | 553 | 109 | 28 | 1,536 | 1,112 | 404 | ... | 101 | ... | 708 | 18 |
| 4,670 | 1,610 | 356 | 58 | 9 | 2,704 | 2,034 | 783 | 198 | 29 | ... | 1,053 | 896 | 316 | ... | 17 | ... | 580 | 19 |
| 2,080 | 607 | 82 | 34 | 8 | 1,391 | 2,162 | 721 | 421 | 122 | 23 | 1,020 | 669 | 204 | ... | 33 | ... | 465 | 20 |
| 15,177 | 4,861 | 264 | 171 | 9 | 10,052 | 1,946 | 527 | 349 | 92 | 5 | 1,070 | 182 | 49 | ... | 10 | ... | 133 | 21 |
| 4,308 | 1,688 | 197 | 409 | 7 | 2,423 | 1,585 | 586 | 201 | 106 | ... | 798 | 1,001 | 412 | ... | 91 | ... | 589 | 22 |
| 6,024 | 1,850 | 498 | 123 | 65 | 3,676 | 1,598 | 487 | 152 | 43 | 17 | 959 | 855 | 288 | | 29 | | 567 | 23 |
| 5,110 | 1,903 | 154 | 228 | 20 | 3,053 | 1,660 | 667 | 108 | 14 | 4 | 885 | 246 | 113 | | 4 | | 133 | 24 |
| 7,132 | 2,486 | 517 | 400 | 165 | 4,129 | 2,714 | 861 | 401 | 55 | 69 | 1,462 | 496 | 150 | | 15 | | 346 | 25 |
| 1,376 | 800 | 61 | 41 | 2 | 515 | 550 | 114 | 200 | 4 | ... | 236 | 234 | 80 | ... | 4 | | 154 | 26 |
| 32,979 | 8,571 | 2,315 | 364 | 41 | 22,093 | 17,541 | 5,691 | 931 | 255 | 59 | 10,919 | 1,245 | 592 | | 26 | | 653 | 27 |
| 385 | 62 | 38 | ... | ... | 285 | 10 | 4 | ... | ... | ... | 6 | 2 | ... | | ... | | 2 | 28 |
| 9,492 | 3,100 | 2,078 | 686 | 348 | 4,314 | 1,899 | 375 | 700 | 33 | 60 | 824 | 564 | 201 | | 23 | | 362 | 29 |
| ***601*** | ***199*** | ***15*** | ***33*** | ... | ***387*** | ***641*** | ***247*** | ***103*** | ***43*** | ... | ***291*** | ***224*** | ***78*** | ... | ***24*** | | ***146*** | |
| 402 | 137 | 10 | 30 | ... | 255 | 224 | 103 | ... | 43 | ... | 121 | 144 | 54 | ... | 24 | | 90 | 30 |
| 199 | 62 | 5 | 3 | ... | 132 | 337 | 120 | 101 | ... | ... | 116 | 3 | 1 | ... | ... | | 2 | 31 |
| ... | ... | ... | ... | ... | ... | 80 | 24 | 2 | ... | ... | 54 | 77 | 23 | | | | 54 | 32 |
| ***8,850*** | ***2,935*** | ***273*** | ***28*** | ... | ***5,642*** | ***3,915*** | ***919*** | ***933*** | ***68*** | ***11*** | ***2,063*** | ***1,253*** | ***450*** | ***2*** | ***57*** | | ***801*** | |
| 3 | 3 | ... | 1 | ... | | 919 | 137 | 239 | 1 | ... | 543 | 54 | 16 | ... | 1 | ... | 38 | 1 |
| 132 | 83 | | 2 | ... | 49 | 157 | 42 | 38 | 2 | 7 | 77 | 7 | 2 | ... | ... | ... | 6 | 2 |
| 22 | 12 | ... | 1 | ... | 10 | 297 | 122 | 8 | 12 | 1 | 167 | 230 | 81 | ... | 5 | ... | 149 | 3 |
| 116 | 30 | 8 | 1 | ... | 78 | 111 | 35 | ... | ... | ... | 76 | 96 | 23 | ... | ... | ... | 73 | 4 |
| 887 | 250 | 45 | 3 | ... | 592 | 28 | 13 | ... | ... | ... | 15 | 14 | 4 | ... | | ... | 10 | 5 |
| 111 | 37 | 5 | 2 | ... | 69 | 203 | 45 | 71 | 5 | 3 | 87 | 61 | 28 | ... | 4 | ... | 33 | 6 |
| 786 | 210 | 8 | 2 | ... | 568 | 93 | 48 | 6 | 2 | ... | 39 | 9 | 5 | ... | 1 | ... | 4 | 7 |
| 6,086 | 2,032 | 165 | 7 | ... | 3,889 | 926 | 171 | 352 | ... | ... | 403 | 163 | 27 | 2 | ... | ... | 134 | 8 |
| 269 | 77 | 21 | 4 | ... | 171 | 182 | 37 | 32 | 1 | ... | 113 | 90 | 33 | ... | 1 | ... | 57 | 9 |
| 111 | 42 | 3 | 2 | ... | 66 | 121 | 26 | 17 | 2 | ... | 78 | 28 | 8 | ... | 2 | ... | 20 | 10 |
| 43 | 7 | 11 | ... | ... | 25 | 105 | 13 | 14 | 13 | ... | 138 | 51 | 13 | ... | 13 | ... | 38 | 11 |
| 131 | 48 | 2 | ... | ... | 81 | 78 | 21 | 1 | ... | ... | 56 | 23 | 7 | ... | ... | ... | 16 | 12 |
| 153 | 104 | 5 | 3 | ... | 44 | 635 | 209 | 155 | 30 | ... | 271 | 427 | 203 | ... | 30 | ... | 224 | 13 |



This content downloaded from
106.51.163.168 on Wed, 05 Jun 2024 15:15:17 +00:00
All use subject to https://about.jstor.org/terms

# TABLE

## Occupation. Part II.—Details

CLASS A.—SUB-CLASS. I.—EXPLOITATION

### Order 1 (c).—Forestry—*concld.*

Total Order 1 (d).

8. WOOD-CUTTERS, FIRE-WOOD, LAC, CATECHU, RUBBER, ETC., COLLECTORS, AND CHARCOAL BURNERS.

| DISTRICT, STATE OR CITY. | Actual workers and dependents. | Actual workers. | | | | | Actual workers and dependents. | Actual workers. | | | | |
|---|---|---|---|---|---|---|---|---|---|---|---|---|
| | | Total. | | Partially agriculturist. | | Dependents. | | Total. | | Partially agriculturist. | | Dependents. |
| | | Males. | Females. | Males. | Females. | | | Males. | Females. | Males. | Females. | |
| | 64 | 65 | 66 | 67 | 68 | 69 | 70 | 71 | 72 | 73 | 74 | 75 |
| **MADRAS** | *51,177* | *15,786* | *9,752* | *1,108* | *793* | *25,639* | *499,097* | *301,842* | *49,807* | *18,623* | *3,583* | *147,448* |
| **(1) British Territory** | *50,760* | *15,617* | *9,649* | *1,089* | *793* | *25,494* | *496,472* | *300,426* | *49,388* | *18,532* | *3,576* | *146,658* |
| 1. GANJAM | 450 | 175 | 126 | 20 | 5 | 149 | 33,294 | 17,486 | 1,804 | 1,675 | 251 | 14,004 |
| 2. AGENCY, GANJAM | 125 | 52 | ... | ... | ... | 73 | 6,848 | 2,631 | 848 | 119 | 13 | 3,369 |
| 3. VIZAGAPATAM | 256 | 119 | 21 | 6 | 2 | 116 | 31,589 | 15,760 | 3,775 | 2,262 | 772 | 12,054 |
| 4. AGENCY, VIZAGAPATAM | 397 | 39 | 291 | 2 | 81 | 67 | 20,197 | 8,501 | 3,047 | 533 | 152 | 8,649 |
| 5. GODAVARI | 722 | 347 | 109 | 23 | 8 | 266 | 21,269 | 12,919 | 1,951 | 321 | 213 | 6,399 |
| 6. AGENCY, GODAVARI | 700 | 209 | 72 | 10 | 3 | 419 | 2,484 | 1,593 | 220 | 57 | 4 | 671 |
| 7. KISTNA | 839 | 245 | 253 | 82 | 9 | 341 | 29,330 | 19,127 | 1,896 | 1,158 | 167 | 8,307 |
| 8. GUNTUR | 511 | 299 | 74 | 53 | 3 | 138 | 33,350 | 23,094 | 2,623 | 1,178 | 245 | 7,633 |
| 9. NELLORE | 2,447 | 943 | 478 | 110 | 11 | 1,026 | 32,597 | 21,094 | 3,030 | 1,054 | 208 | 8,473 |
| 10. CUDDAPAH | 732 | 232 | 86 | 34 | 3 | 412 | 20,063 | 8,242 | 2,987 | 929 | 306 | 8,834 |
| 11. KURNOOL | 158 | 22 | 40 | ... | ... | 96 | 9,824 | 4,822 | 1,495 | 604 | 116 | 3,507 |
| 12. BELLARY | 3,473 | 531 | 1,324 | 8 | 223 | 1,621 | 9,979 | 5,807 | 1,909 | 198 | 59 | 2,263 |
| 13. ANANTAPUR | 1,775 | 558 | 551 | 63 | 99 | 666 | 19,978 | 11,465 | 2,683 | 787 | 249 | 5,830 |
| 14. MADRAS | 763 | 144 | 350 | ... | ... | 269 | 834 | 312 | 49 | 3 | ... | 473 |
| 15. CHINGLEPUT | 1,750 | 520 | 236 | 19 | 5 | 994 | 17,923 | 13,146 | 1,029 | 325 | 34 | 3,748 |
| 16. CHITTOOR | 4,182 | 1,706 | 747 | 160 | 57 | 1,709 | 17,835 | 9,326 | 2,741 | 764 | 168 | 5,768 |
| 17. NORTH ARCOT | 2,500 | 762 | 675 | 39 | 19 | 1,063 | 29,287 | 19,884 | 2,459 | 2,902 | 99 | 6,924 |
| 18. SALEM | 1,688 | 313 | 553 | 8 | 28 | 822 | 11,670 | 6,904 | 2,233 | 638 | 264 | 2,443 |
| 19. COIMBATORE | 1,138 | 467 | 198 | 12 | ... | 473 | 15,386 | 9,411 | 3,067 | 93 | 3 | 2,908 |
| 20. SOUTH ARCOT | 1,493 | 517 | 421 | 89 | 23 | 555 | 21,048 | 15,439 | 1,447 | 599 | 77 | 4,162 |
| 21. TANJORE | 1,764 | 478 | 349 | 82 | 5 | 937 | 27,422 | 20,357 | 1,910 | 340 | 3 | 5,155 |
| 22. TRICHINOPOLY | 584 | 174 | 201 | 15 | ... | 209 | 19,754 | 12,661 | 2,115 | 515 | 56 | 4,978 |
| 23. MADURA | 743 | 199 | 152 | 20 | 17 | 392 | 12,501 | 7,617 | 749 | 222 | 11 | 4,135 |
| 24. RAMNAD | 1,414 | 554 | 108 | 10 | 4 | 752 | 12,326 | 7,543 | 1,108 | 367 | 36 | 3,676 |
| 25. TINNEVELLY | 2,218 | 701 | 401 | 40 | 69 | 1,116 | 24,487 | 12,881 | 1,048 | 965 | 72 | 10,558 |
| 26. NILGIRIS | 316 | 31 | 200 | ... | ... | 82 | 1,230 | 709 | 27 | 163 | ... | 494 |
| 27. MALABAR | 16,296 | 5,099 | 931 | 229 | 59 | 10,266 | 7,925 | 6,734 | 309 | 32 | 3 | 882 |
| 28. ANJENGO | 8 | 4 | ... | ... | ... | 4 | ... | ... | ... | ... | ... | ... |
| 29. SOUTH CANARA | 1,335 | 174 | 700 | 10 | 60 | 461 | 6,062 | 4,871 | 829 | 29 | 5 | 362 |
| **(2) Feudatory States** | *417* | *169* | *103* | *19* | ... | *145* | *2,625* | *1,416* | *419* | *91* | *7* | *790* |
| 30. PUDUKKOTTAI | 80 | 49 | ... | 19 | ... | 31 | 1,853 | 1,142 | 294 | 56 | 3 | 417 |
| 31. BANGANAPALLE | 334 | 119 | 101 | ... | ... | 114 | 628 | 235 | 106 | 28 | 4 | 287 |
| 32. SANDUR | 3 | 1 | 2 | ... | ... | ... | 144 | 39 | 19 | 7 | ... | 86 |
| **(3) Cities** | *2,662* | *469* | *931* | *11* | *11* | *1,262* | *5,332* | *2,463* | *343* | *81* | *44* | *2,526* |
| 1. BELLARY | 865 | 121 | 239 | ... | ... | 505 | 714 | 169 | 115 | 15 | 35 | 430 |
| 2. CALICUT | 150 | 40 | 38 | 2 | 7 | 72 | 40 | 13 | ... | ... | ... | 27 |
| 3. COCANADA | 67 | 41 | 8 | 7 | 1 | 18 | 935 | 488 | 39 | 16 | 9 | 408 |
| 4. COIMBATORE | 15 | 12 | ... | ... | ... | 3 | 224 | 59 | 33 | 1 | ... | 132 |
| 5. CONJEEVERAM | 14 | 9 | ... | ... | ... | 5 | 257 | 131 | 17 | ... | ... | 109 |
| 6. CUDDALORE | 142 | 17 | 71 | 1 | 3 | 54 | 474 | 323 | 27 | 2 | ... | 124 |
| 7. KUMBAKONAM | 84 | 43 | 6 | 1 | ... | 35 | 68 | 27 | 7 | ... | ... | 34 |
| 8. MADRAS | 763 | 144 | 350 | ... | ... | 269 | 834 | 312 | 49 | 3 | ... | 473 |
| 9. MADURA | 92 | 4 | 32 | ... | ... | 56 | 570 | 289 | 2 | 5 | ... | 279 |
| 10. NEGAPATAM | 93 | 18 | 17 | ... | ... | 58 | 169 | 71 | 3 | 21 | ... | 95 |
| 11. SALEM | 114 | ... | 14 | ... | ... | 100 | 45 | 14 | 20 | ... | ... | 11 |
| 12. TANJORE | 55 | 14 | 1 | ... | ... | 40 | 318 | 186 | 13 | 1 | ... | 119 |
| 13. TRICHINOPOLY | 208 | 6 | 155 | ... | ... | 47 | 684 | 381 | 18 | 17 | ... | 285 |

This content downloaded from
106.51.163.168 on Wed, 05 Jun 2024 15:15:17 +00:00
All use subject to https://about.jstor.org/terms

# XV-A.

## for districts, etc.—*continued.*

OF THE SURFACE OF THE EARTH—*cont.*

### Order 1 (*d*).—Raising of farm stock.

| 9. Cattle and buffalo breeders and keepers. | | | | | | 10. Sheep, goat and pig breeders. | | | | | | 11. Breeders of other animals (horses, mules, camels, asses, etc.). | | | | | | |
|---|---|---|---|---|---|---|---|---|---|---|---|---|---|---|---|---|---|---|
| Total workers and dependents. | Actual workers. | | | | Dependents. | Total workers and dependents. | Actual workers. | | | | Dependents. | Total workers and dependents. | Actual workers. | | | | Dependents. | NUMBER. |
| | Total. | | Partially agriculturist. | | | | Total. | | Partially agriculturist. | | | | Total. | | Partially agriculturist. | | | |
| | Males. | Females. | Males. | Females. | | | Males. | Females. | Males. | Females. | | | Males. | Females. | Males. | Females. | | |
| 76 | 77 | 78 | 79 | 80 | 81 | 82 | 83 | 84 | 85 | 86 | 87 | 88 | 89 | 90 | 91 | 92 | 93 | |
| ***74,647*** | ***45,215*** | ***8,259*** | ***1,983*** | ***541*** | ***21,173*** | ***102,622*** | ***52,904*** | ***11,682*** | ***4,195*** | ***996*** | ***38,036*** | ***2,684*** | ***965*** | ***213*** | ***52*** | ***25*** | ***1,506*** | |
| ***74,501*** | ***45,156*** | ***8,240*** | ***1,963*** | ***541*** | ***21,105*** | ***101,649*** | ***52,488*** | ***11,568*** | ***4,184*** | ***995*** | ***37,593*** | ***2,673*** | ***961*** | ***213*** | ***51*** | ***25*** | ***1,499*** | |
| 682 | 447 | 59 | 30 | 1 | 176 | 697 | 283 | 105 | 35 | 26 | 309 | 17 | 9 | ... | 6 | ... | 8 | 1 |
| ... | ... | ... | ... | ... | ... | ... | ... | ... | ... | ... | ... | ... | ... | ... | ... | ... | ... | 2 |
| 644 | 282 | 84 | 40 | 23 | 278 | 3,766 | 2,022 | 348 | 364 | 103 | 1,396 | 51 | 17 | 2 | ... | ... | 32 | 3 |
| 2,931 | 1,002 | 495 | 66 | 34 | 1,434 | 398 | 185 | 71 | 11 | 2 | 142 | 165 | 61 | 15 | ... | ... | 89 | 4 |
| 11,006 | 7,522 | 816 | 142 | 134 | 2,668 | 5,085 | 1,827 | 694 | 78 | 45 | 2,564 | 235 | 88 | 18 | 5 | 3 | 129 | 5 |
| 1,491 | 1,100 | 70 | 41 | ... | 321 | 401 | 222 | 55 | 6 | ... | 124 | 2 | 2 | ... | ... | ... | ... | 6 |
| 17,690 | 12,439 | 1,162 | 588 | 104 | 4,089 | 7,834 | 3,976 | 516 | 416 | 40 | 3,342 | 94 | 27 | 1 | 1 | ... | 66 | 7 |
| 840 | 591 | 96 | 36 | 4 | 153 | 1,095 | 433 | 200 | 84 | 49 | 462 | 64 | 41 | 1 | 8 | ... | 22 | 8 |
| 1,238 | 617 | 131 | 44 | 1 | 490 | 6,130 | 3,646 | 588 | 258 | 54 | 1,896 | 212 | 39 | 57 | 2 | 6 | 116 | 9 |
| 741 | 406 | 82 | 34 | 11 | 253 | 3,243 | 1,274 | 352 | 210 | 33 | 1,617 | ... | ... | ... | ... | ... | ... | 10 |
| 5,166 | 2,232 | 948 | 257 | 77 | 1,986 | 3,502 | 1,954 | 348 | 284 | 12 | 1,200 | 6 | 4 | ... | 1 | ... | 2 | 11 |
| 2,930 | 1,337 | 450 | 74 | 33 | 1,143 | 2,058 | 1,012 | 297 | 60 | 17 | 749 | 16 | 7 | ... | ... | ... | 9 | 12 |
| 1,775 | 558 | 551 | 73 | 24 | 666 | 12,017 | 5,868 | 1,833 | 424 | 205 | 4,316 | 148 | 96 | 19 | 6 | 8 | 33 | 13 |
| 504 | 174 | 29 | 1 | ... | 301 | 36 | 23 | 4 | ... | ... | 9 | 31 | 8 | ... | ... | ... | 23 | 14 |
| 1,986 | 1,109 | 231 | 44 | 1 | 646 | 7,156 | 5,534 | 315 | 100 | 20 | 1,307 | 19 | 6 | ... | ... | ... | 13 | 15 |
| 7,727 | 4,556 | 1,316 | 135 | 39 | 1,855 | 9,040 | 4,382 | 1,309 | 607 | 117 | 3,349 | 435 | 80 | 40 | 12 | 7 | 315 | 16 |
| 1,998 | 1,426 | 181 | 33 | ... | 391 | 6,173 | 2,722 | 945 | 156 | 57 | 2,506 | 151 | 59 | 6 | 1 | ... | 86 | 17 |
| 2,090 | 1,547 | 292 | 20 | 11 | 251 | 4,345 | 2,439 | 779 | 231 | 121 | 1,127 | 242 | 111 | 36 | 3 | ... | 95 | 18 |
| 101 | 61 | 25 | ... | ... | 15 | 4,227 | 2,356 | 526 | 29 | 1 | 1,345 | 109 | 45 | 2 | ... | ... | 62 | 19 |
| 1,024 | 662 | 111 | 16 | ... | 251 | 4,802 | 2,498 | 627 | 239 | 46 | 1,677 | 59 | 28 | 2 | ... | 1 | 20 | 20 |
| 685 | 653 | ... | 10 | ... | 32 | 2,881 | 1,658 | 330 | 71 | 1 | 893 | 241 | 118 | 1 | ... | ... | 122 | 21 |
| 2,497 | 1,206 | 575 | 23 | 16 | 716 | 3,899 | 2,136 | 491 | 130 | 20 | 1,272 | 51 | 21 | 1 | ... | ... | 29 | 22 |
| 2,916 | 1,648 | 155 | 51 | 4 | 1,113 | 3,073 | 1,403 | 202 | 63 | 6 | 1,468 | 128 | 32 | 4 | 1 | ... | 92 | 23 |
| 82 | 60 | ... | ... | ... | 22 | 3,937 | 2,333 | 324 | 101 | 12 | 1,280 | 112 | 35 | 3 | 5 | ... | 74 | 24 |
| 4,396 | 3,113 | 156 | 202 | 21 | 1,127 | 5,854 | 2,302 | 309 | 227 | 8 | 3,243 | 59 | 16 | 5 | ... | ... | 38 | 25 |
| 559 | 212 | 2 | ... | ... | 345 | ... | ... | ... | ... | ... | ... | 19 | 10 | ... | ... | ... | 9 | 26 |
| 441 | 141 | 93 | 2 | ... | 207 | ... | ... | ... | ... | ... | ... | 1 | ... | ... | ... | ... | 1 | 27 |
| ... | ... | ... | ... | ... | ... | ... | ... | ... | ... | ... | ... | ... | ... | ... | ... | ... | ... | 28 |
| 361 | 55 | 130 | 1 | 3 | 176 | ... | ... | ... | ... | ... | ... | 6 | 1 | ... | ... | ... | 5 | 29 |
| ***146*** | ***59*** | ***19*** | ***20*** | ... | ***68*** | ***973*** | ***416*** | ***114*** | ***11*** | ***1*** | ***443*** | ***11*** | ***4*** | ... | ***1*** | ... | ***7*** | |
| 87 | 38 | 3 | 18 | ... | 46 | 535 | 245 | 60 | 11 | 1 | 230 | 11 | 4 | ... | 1 | ... | 7 | 30 |
| 2 | 1 | 1 | ... | ... | ... | 438 | 171 | 54 | ... | ... | 213 | ... | ... | ... | ... | ... | ... | 31 |
| 57 | 20 | 15 | 2 | ... | 22 | ... | ... | ... | ... | ... | ... | ... | ... | ... | ... | ... | ... | 32 |
| ***2,008*** | ***727*** | ***171*** | ***17*** | ***37*** | ***1,110*** | ***684*** | ***315*** | ***46*** | ***17*** | ***7*** | ***323*** | ***269*** | ***139*** | ***19*** | ***4*** | ... | ***111*** | |
| 654 | 141 | 115 | 7 | 35 | 398 | 39 | 15 | ... | 5 | ... | 24 | ... | ... | ... | ... | ... | ... | 1 |
| ... | ... | ... | ... | ... | ... | ... | ... | ... | ... | ... | ... | ... | ... | ... | ... | ... | ... | 2 |
| 314 | 194 | 14 | 2 | 2 | 106 | 460 | 196 | 25 | 9 | 7 | 239 | 71 | 51 | ... | 4 | ... | 20 | 3 |
| 10 | 8 | ... | ... | ... | 2 | 9 | 6 | ... | ... | ... | 1 | ... | ... | ... | ... | ... | ... | 4 |
| 88 | 24 | 12 | ... | ... | 52 | 77 | 60 | ... | ... | ... | 17 | 2 | ... | ... | ... | ... | 2 | 5 |
| 17 | 9 | ... | ... | ... | 8 | 25 | 5 | 11 | ... | ... | 9 | ... | ... | ... | ... | ... | ... | 6 |
| ... | ... | ... | ... | ... | ... | ... | ... | ... | ... | ... | ... | 15 | 4 | ... | ... | ... | 11 | 7 |
| 504 | 174 | 29 | 1 | ... | 301 | 36 | 23 | 4 | ... | ... | 9 | 31 | 8 | ... | ... | ... | 23 | 8 |
| 173 | ... | ... | ... | ... | 173 | 3 | 2 | ... | ... | ... | 1 | ... | ... | ... | ... | ... | ... | 9 |
| ... | ... | ... | ... | ... | ... | 6 | 3 | ... | ... | ... | 3 | ... | ... | ... | ... | ... | ... | 10 |
| 3 | ... | 1 | ... | ... | 2 | ... | ... | ... | ... | ... | ... | 25 | ... | 19 | ... | ... | 6 | 11 |
| ... | ... | ... | ... | ... | ... | ... | ... | ... | ... | ... | ... | 125 | 76 | ... | ... | ... | 49 | 12 |
| 245 | 177 | ... | 7 | ... | 68 | 29 | 3 | 6 | 3 | ... | 20 | ... | ... | ... | ... | ... | ... | 13 |

This content downloaded from
106.51.163.168 on Wed, 05 Jun 2024 15:15:17 +00:00
All use subject to https://about.jstor.org/terms

Order 1 (d).—Raising of farm stock—concld.

Order 1 (e)—(Group 13) Raising of small animals (birds, bees, silkworms, etc.).

12. Herdsmen, shepherds, goatherds, etc.

| District, State or City. | Actual workers. | | | | | | Actual workers. | | | | | |
|---|---|---|---|---|---|---|---|---|---|---|---|---|
| | Total workers and dependents. | Total. | | Partially agriculturist. | | Dependents. | Total workers and dependents. | Total. | | Partially agriculturist. | | Dependents. |
| | | Males. | Females. | Males. | Females. | | | Males. | Females. | Males. | Females. | |
| | 94 | 95 | 96 | 97 | 98 | 99 | 100 | 101 | 102 | 103 | 104 | 105 |
| **MADRAS** | *319,144* | *202,758* | *29,653* | *12,393* | *2,021* | *86,733* | *327* | *111* | *46* | *24* | *2* | *170* |
| **(1) British Territory** | *317,649* | *201,821* | *29,367* | *12,334* | *2,015* | *86,461* | *327* | *111* | *46* | *24* | *2* | *170* |
| 1. Ganjám | 31,898 | 16,747 | 1,640 | 1,604 | 224 | 13,511 | | | | | | |
| 2. Agency, Ganjám | 6,848 | 2,631 | 848 | 119 | 13 | 3,369 | | | | | | |
| 3. Vizagapatam | 27,128 | 13,439 | 3,341 | 1,858 | 646 | 10,348 | | | | | | |
| 4. Agency, Vizagapatam | 16,703 | 7,253 | 2,466 | 456 | 116 | 6,984 | 3 | 1 | | | | 2 |
| 5. Gódávari | 4,943 | 3,482 | 423 | 96 | 31 | 1,038 | | | | | | |
| 6. Agency, Gódávari | 590 | 269 | 95 | 10 | 4 | 226 | | | | | | |
| 7. Kistna | 3,712 | 2,685 | 217 | 153 | 13 | 810 | | | | | | |
| 8. Guntúr | 31,351 | 22,029 | 2,326 | 1,050 | 192 | 6,996 | | | | | | |
| 9. Nellore | 25,017 | 16,792 | 2,254 | 750 | 147 | 5,971 | | | | | | |
| 10. Cuddapah | 16,079 | 6,562 | 2,553 | 685 | 262 | 6,964 | | | | | | |
| 11. Kurnool | 1,150 | 632 | 199 | 62 | 27 | 319 | | | | | | |
| 12. Bellary | 4,975 | 3,451 | 1,162 | 64 | 9 | 362 | | | | | | |
| 13. Anantapur | 6,038 | 4,943 | 280 | 284 | 12 | 815 | | | | | | |
| 14. Madras | 263 | 107 | 16 | 2 | | 140 | 3 | 1 | | | | 2 |
| 15. Chingleput | 8,762 | 6,497 | 483 | 181 | 13 | 1,782 | | | | | | |
| 16. Chittoor | 633 | 308 | 76 | 10 | 5 | 249 | 10 | | 2 | | | 8 |
| 17. North Arcot | 20,945 | 15,677 | 1,327 | 2,712 | 42 | 3,941 | 34 | 20 | 2 | 2 | | 12 |
| 18. Salem | 4,993 | 2,897 | 1,126 | 84 | 132 | 970 | 11 | 5 | 1 | | | 5 |
| 19. Coimbatore | 10,949 | 6,949 | 2,514 | 64 | 2 | 1,486 | 88 | 11 | 35 | 4 | 2 | 42 |
| 20. South Arcot | 15,163 | 12,251 | 707 | 344 | 30 | 2,205 | 1 | 1 | | | | |
| 21. Tanjore | 23,615 | 17,928 | 1,579 | 259 | 2 | 4,108 | 10 | 1 | 1 | | | 8 |
| 22. Trichinopoly | 13,307 | 9,298 | 1,048 | 362 | 20 | 2,961 | 124 | 67 | | 16 | | 57 |
| 23. Madura | 6,384 | 4,534 | 388 | 107 | 1 | 1,462 | 33 | 3 | 5 | 2 | | 25 |
| 24. Ramnad | 8,195 | 5,115 | 781 | 261 | 24 | 2,299 | 2 | | | | | 2 |
| 25. Tinnevelly | 14,178 | 7,450 | 578 | 536 | 43 | 6,150 | 7 | | | | | 7 |
| 26. Nilgiris | 652 | 487 | 25 | 163 | | 140 | | | | | | |
| 27. Malabar | 7,483 | 6,593 | 216 | 30 | 3 | 674 | | | | | | |
| 28. Anjengo | | | | | | | | | | | | |
| 29. South Canara | 5,695 | 4,815 | 699 | 28 | 2 | 181 | 1 | 1 | | | | |
| **(2) Feudatory States** | *1,495* | *937* | *286* | *59* | *6* | *272* | | | | | | |
| 30. Pudukkóttai | 1,220 | 855 | 231 | 26 | 2 | 134 | | | | | | |
| 31. Banganapalli | 188 | 63 | 51 | 28 | 4 | 74 | | | | | | |
| 32. Sándur | 87 | 19 | 4 | 5 | | 64 | | | | | | |
| **(3) Cities** | *2,371* | *1,282* | *107* | *43* | | *982* | *7* | *4* | | *2* | | *3* |
| 1. Bellary | 21 | 13 | | 3 | | 8 | | | | | | |
| 2. Calicut | 40 | 13 | | | | 27 | | | | | | |
| 3. Cocanada | 90 | 47 | | 1 | | 43 | | | | | | |
| 4. Coimbatore | 205 | 43 | 33 | 1 | | 129 | | | | | | |
| 5. Conjeeveram | 90 | 47 | 5 | | | 38 | | | | | | |
| 6. Cuddalore | 432 | 309 | 16 | 2 | | 107 | | | | | | |
| 7. Kumbakónam | 53 | 23 | 7 | | | 23 | | | | | | |
| 8. Madras | 263 | 107 | 16 | 2 | | 140 | 3 | 1 | | | | 2 |
| 9. Madura | 394 | 287 | 2 | 5 | | 105 | 4 | 3 | | 2 | | 1 |
| 10. Negapatam | 163 | 68 | 3 | 21 | | 92 | | | | | | |
| 11. Salem | 17 | 14 | | | | 3 | | | | | | |
| 12. Tanjore | 193 | 110 | 13 | 1 | | 70 | | | | | | |
| 13. Trichinopoly | 410 | 201 | 12 | 7 | | 197 | | | | | | |

This content downloaded from
106.51.163.168 on Wed, 05 Jun 2024 15:15:17 +00:00
All use subject to https://about.jstor.org/terms

# XV-A.

## for districts, etc.—*continued.*

OF THE SURFACE OF THE EARTH—*concld.*

| Total workers and dependents. | Total Order 2. Actual workers. Total. Males. | Total Order 2. Actual workers. Total. Females. | Total Order 2. Actual workers. Partially agriculturist. Males. | Total Order 2. Actual workers. Partially agriculturist. Females. | Total Order 2. Dependents. | Order 2.—Fishing and hunting. 14. Fishing. Total workers and dependents. | 14. Fishing. Actual workers. Total. Males. | 14. Fishing. Actual workers. Total. Females. | 14. Fishing. Actual workers. Partially agriculturist. Males. | 14. Fishing. Actual workers. Partially agriculturist. Females. | 14. Fishing. Dependents. | 15. Hunting. Total workers and dependents. | 15. Hunting. Actual workers. Total. Males. | 15. Hunting. Actual workers. Total. Females. | 15. Hunting. Actual workers. Partially agriculturist. Males. | 15. Hunting. Actual workers. Partially agriculturist. Females. | 15. Hunting. Dependents. | NUMBER. |
|---|---|---|---|---|---|---|---|---|---|---|---|---|---|---|---|---|---|---|
| 106 | 107 | 108 | 109 | 110 | 111 | 112 | 113 | 114 | 115 | 116 | 117 | 118 | 119 | 120 | 121 | 122 | 123 | |
| ***238,965*** | ***85,413*** | ***16,458*** | ***5,830*** | ***1,571*** | ***137,094*** | ***234,080*** | ***83,597*** | ***16,039*** | ***5,653*** | ***1,540*** | ***134,444*** | ***4,885*** | ***1,816*** | ***419*** | ***177*** | ***31*** | ***2,650*** | |
| ***238,823*** | ***85,369*** | ***16,427*** | ***5,821*** | ***1,571*** | ***137,027*** | ***234,001*** | ***83,565*** | ***16,037*** | ***5,644*** | ***1,540*** | ***134,399*** | ***4,822*** | ***1,804*** | ***390*** | ***177*** | ***31*** | ***2,628*** | |
| 22,222 | 7,893 | 3,306 | 1,561 | 266 | 11,023 | 22,088 | 7,851 | 3,295 | 1,561 | 266 | 10,939 | 134 | 39 | 11 | ... | ... | 84 | 1 |
| 6 | 3 | ... | ... | ... | 3 | 6 | 3 | ... | ... | ... | 3 | ... | ... | ... | ... | ... | ... | 2 |
| 10,229 | 4,583 | 1,259 | 558 | 142 | 4,387 | 10,138 | 4,514 | 1,259 | 558 | 142 | 4,365 | 91 | 69 | ... | ... | ... | 22 | 3 |
| 371 | 129 | 102 | 19 | 3 | 140 | 308 | 107 | 86 | 16 | 3 | 115 | 63 | 22 | 16 | 3 | ... | 25 | 4 |
| 22,829 | 8,556 | 3,302 | 163 | 370 | 12,971 | 22,800 | 8,537 | 3,302 | 163 | 370 | 12,961 | 29 | 19 | ... | ... | ... | 10 | 5 |
| 175 | 72 | 33 | 12 | ... | 70 | 164 | 67 | 33 | 12 | ... | 64 | 11 | 5 | ... | ... | ... | 6 | 6 |
| 11,933 | 3,607 | 2,217 | 474 | 424 | 6,109 | 11,857 | 3,594 | 2,185 | 471 | 407 | 6,078 | 76 | 13 | 32 | 3 | 17 | 31 | 7 |
| 5,606 | 2,035 | 605 | 520 | 18 | 2,366 | 5,601 | 2,031 | 605 | 520 | 18 | 2,365 | 5 | 4 | ... | ... | ... | 1 | 8 |
| 6,095 | 2,584 | 608 | 454 | 184 | 2,903 | 5,870 | 2,455 | 603 | 385 | 183 | 2,812 | 225 | 129 | 5 | 69 | 1 | 91 | 9 |
| 950 | 411 | 61 | 104 | 6 | 478 | 829 | 389 | 41 | 103 | 6 | 399 | 121 | 22 | 20 | 1 | ... | 79 | 10 |
| 1,420 | 429 | 196 | 100 | 42 | 795 | 1,407 | 423 | 195 | 99 | 42 | 789 | 13 | 6 | 1 | 1 | ... | 6 | 11 |
| 404 | 190 | 31 | 2 | 8 | 183 | 393 | 185 | 22 | 2 | 8 | 176 | 21 | 5 | 9 | ... | ... | 7 | 12 |
| 825 | 326 | 56 | 36 | 15 | 413 | 786 | 317 | 56 | 36 | 15 | 413 | 39 | 9 | ... | ... | ... | 30 | 13 |
| 5,074 | 1,873 | 77 | ... | ... | 3,124 | 5,045 | 1,864 | 77 | ... | ... | 3,104 | 29 | 9 | ... | ... | ... | 20 | 14 |
| 15,176 | 5,530 | 396 | 161 | 11 | 9,250 | 14,519 | 5,285 | 377 | 157 | 11 | 8,857 | 657 | 245 | 19 | 4 | ... | 393 | 15 |
| 1,190 | 253 | 179 | 27 | 12 | 758 | 1,103 | 216 | 171 | 26 | 12 | 716 | 87 | 37 | 8 | 1 | ... | 42 | 16 |
| 2,386 | 973 | 180 | 94 | 4 | 1,233 | 1,661 | 717 | 123 | 72 | 3 | 821 | 725 | 256 | 57 | 22 | 1 | 412 | 17 |
| 1,063 | 540 | 60 | 48 | 11 | 457 | 958 | 499 | 47 | 47 | 6 | 412 | 105 | 47 | 13 | 1 | 5 | 45 | 18 |
| 1,486 | 612 | 95 | 21 | 3 | 779 | 1,376 | 563 | 79 | 21 | 3 | 734 | 110 | 49 | 16 | ... | ... | 45 | 19 |
| 12,035 | 4,296 | 460 | 318 | 12 | 7,279 | 11,337 | 4,036 | 386 | 290 | 9 | 6,915 | 698 | 260 | 74 | 28 | 3 | 364 | 20 |
| 18,540 | 5,990 | 1,714 | 77 | ... | 10,836 | 18,409 | 5,942 | 1,709 | 77 | ... | 10,758 | 131 | 48 | 5 | ... | ... | 78 | 21 |
| 2,488 | 867 | 269 | 95 | 23 | 1,352 | 1,848 | 587 | 199 | 55 | 19 | 1,062 | 640 | 280 | 70 | 40 | 4 | 290 | 22 |
| 536 | 260 | 14 | 7 | 1 | 262 | 414 | 202 | 14 | 5 | 1 | 198 | 122 | 58 | ... | 2 | ... | 64 | 23 |
| 9,979 | 3,249 | 250 | 80 | 1 | 6,480 | 9,791 | 3,186 | 219 | 79 | 1 | 6,386 | 188 | 63 | 31 | 1 | ... | 94 | 24 |
| 10,583 | 4,577 | 145 | 298 | 1 | 5,861 | 10,191 | 4,517 | 145 | 298 | 1 | 5,529 | 392 | 60 | ... | ... | ... | 332 | 25 |
| 149 | 39 | 18 | ... | ... | 92 | 99 | 17 | 18 | ... | ... | 64 | 50 | 22 | ... | ... | ... | 28 | 26 |
| 53,409 | 16,826 | 443 | 264 | 5 | 36,140 | 53,360 | 16,803 | 443 | 264 | 5 | 36,114 | 49 | 23 | ... | ... | ... | 26 | 27 |
| 1,341 | 474 | 10 | 1 | ... | 857 | 1,341 | 474 | 10 | 1 | ... | 857 | ... | ... | ... | ... | ... | ... | 28 |
| 20,323 | 9,586 | 341 | 327 | 9 | 10,396 | 20,312 | 9,581 | 338 | 326 | 9 | 10,393 | 11 | 5 | 3 | 1 | ... | 3 | 29 |
| ***142*** | ***44*** | ***31*** | ***9*** | ... | ***67*** | ***79*** | ***32*** | ***2*** | ***9*** | ... | ***45*** | ***63*** | ***12*** | ***29*** | ... | ... | ***22*** | |
| 127 | 39 | 29 | 9 | ... | 59 | 67 | 30 | ... | 9 | ... | 37 | 60 | 9 | 29 | ... | ... | 22 | 30 |
| 15 | 5 | 2 | ... | ... | 8 | 12 | 2 | 2 | ... | ... | 8 | 3 | 3 | ... | ... | ... | ... | 31 |
| ... | ... | ... | ... | ... | ... | ... | ... | ... | ... | ... | ... | ... | ... | ... | ... | ... | ... | 32 |
| ***15,651*** | ***5,814*** | ***587*** | ***34*** | ... | ***9,250*** | ***15,444*** | ***5,731*** | ***584*** | ***34*** | ... | ***9,129*** | ***207*** | ***83*** | ***3*** | ... | ... | ***121*** | |
| 16 | 4 | ... | 4 | ... | 12 | 16 | 4 | ... | 4 | ... | 12 | ... | ... | ... | ... | ... | ... | 1 |
| 3,166 | 1,072 | 68 | 11 | ... | 2,026 | 3,166 | 1,072 | 68 | 11 | ... | 2,026 | ... | ... | ... | ... | ... | ... | 2 |
| 3,288 | 1,119 | 355 | 10 | ... | 1,814 | 3,288 | 1,119 | 355 | 10 | ... | 1,814 | ... | ... | ... | ... | ... | ... | 3 |
| 52 | 11 | 2 | ... | ... | 39 | 52 | 11 | 2 | ... | ... | 39 | ... | ... | ... | ... | ... | ... | 4 |
| 56 | 6 | ... | ... | ... | 50 | 51 | 6 | ... | ... | ... | 45 | 5 | ... | ... | ... | ... | 5 | 5 |
| 1,396 | 489 | 51 | 5 | ... | 856 | 1,363 | 474 | 51 | 5 | ... | 838 | 33 | 15 | ... | ... | ... | 18 | 6 |
| 125 | 61 | 1 | ... | ... | 63 | 125 | 61 | 1 | ... | ... | 63 | ... | ... | ... | ... | ... | ... | 7 |
| 5,074 | 1,873 | 77 | ... | ... | 3,124 | 5,045 | 1,864 | 77 | ... | ... | 3,104 | 29 | 9 | ... | ... | ... | 20 | 8 |
| 146 | 99 | ... | ... | ... | 47 | 92 | 67 | ... | ... | ... | 25 | 54 | 32 | ... | ... | ... | 22 | 9 |
| 1,822 | 866 | 22 | 4 | ... | 934 | 1,821 | 865 | 22 | 4 | ... | 934 | 1 | 1 | ... | ... | ... | ... | 10 |
| ***9*** | ***3*** | ... | ... | ... | ***6*** | ***9*** | ***3*** | ... | ... | ... | ***6*** | ... | ... | ... | ... | ... | ... | 11 |
| 232 | 101 | 4 | ... | ... | 127 | 204 | 88 | 1 | ... | ... | 115 | 28 | 13 | 3 | ... | ... | 12 | 12 |
| 269 | 110 | 7 | ... | ... | 152 | 212 | 97 | 7 | ... | ... | 108 | 57 | 13 | ... | ... | ... | 44 | 13 |



This content downloaded from
106.51.163.168 on Wed, 05 Jun 2024 15:15:17 +00:00
All use subject to https://about.jstor.org/terms

# TABLE

## Occupation, Part II.—Details

CLASS A. SUB-CLASS II.

Order 3.—

Total Order 3.

16. COAL MINES AND PETROLEUM WELLS.

| DISTRICT, STATE OR CITY. | Total workers and dependents. | Actual workers. Total. Males. | Actual workers. Total. Females. | Actual workers. Partially agriculturist. Males. | Actual workers. Partially agriculturist. Females. | Dependents. | Total workers and dependents. | Actual workers. Total. Males. | Actual workers. Total. Females. | Actual workers. Partially agriculturist. Males. | Actual workers. Partially agriculturist. Females. | Dependents. |
|---|---|---|---|---|---|---|---|---|---|---|---|---|
| | 124 | 125 | 126 | 127 | 128 | 129 | 130 | 131 | 132 | 133 | 134 | 135 |
| **MADRAS** | *10,051* | *3,301* | *1,141* | *303* | *9* | *5,609* | *276* | *96* | *5* | *4* | | *175* |
| **(1) British Territory** | *8,515* | *2,655* | *817* | *303* | *8* | *5,043* | *276* | *96* | *5* | *4* | | *175* |
| 1. Ganjám | | | | | | | | | | | | |
| 2. Agency, Ganjám | | | | | | | | | | | | |
| 3. Vizagapatam | 4,912 | 1,263 | 691 | 287 | 5 | 2,958 | | | | | | |
| 4. Agency, Vizagapatam | | | | | | | | | | | | |
| 5. Gódávari | | | | | | | | | | | | |
| 6. Agency, Gódávari | 2 | 1 | | | | 1 | 2 | 1 | | | | 1 |
| 7. Kistna | | | | | | | | | | | | |
| 8. Guntur | 71 | 36 | | 5 | | 35 | | | | | | |
| 9. Nellore | | | | | | | | | | | | |
| 10. Cuddapah | | | | | | | | | | | | |
| 11. Kurnool | | | | | | | | | | | | |
| 12. Bellary | 41 | 12 | 15 | | | 14 | | | | | | |
| 13. Anantapur | 1,135 | 925 | 96 | | | 114 | | | | | | |
| 14. Madras | 115 | 23 | 3 | | | 89 | 37 | 10 | 2 | | | 25 |
| 15. Chingleput | 31 | 18 | | | | 13 | 12 | | | | | 12 |
| 16. Chittoor | | | | | | | | | | | | |
| 17. North Arcot | 125 | 29 | 4 | 1 | 1 | 92 | 4 | 1 | | | | 3 |
| 18. Salem | 26 | 2 | 2 | | 2 | 22 | | | | | | |
| 19. Coimbatore | 9 | 3 | | | | 6 | 5 | 3 | | | | 2 |
| 20. South Arcot | 5 | 2 | | | | 3 | | | | | | |
| 21. Tanjore | 620 | 85 | | | | 535 | 53 | 36 | | | | 17 |
| 22. Trichinopoly | | | | | | | | | | | | |
| 23. Madura | 11 | 6 | | 3 | | 5 | 11 | 6 | | 3 | | 5 |
| 24. Rámnád | 89 | 4 | 4 | | | 81 | 69 | | 3 | | | 66 |
| 25. Tinnevelly | 101 | 47 | | 2 | | 54 | 83 | 39 | | 1 | | 44 |
| 26. Nilgiris | 5 | 1 | | | | 4 | | | | | | |
| 27. Malabar | 1,215 | 197 | 2 | 5 | | 1,016 | | | | | | |
| 28. Anjengo | | | | | | | | | | | | |
| 29. South Canara | 2 | 1 | | | | 1 | | | | | | |
| **(2) Feudatory States** | *1,535* | *646* | *324* | | *1* | *566* | | | | | | |
| 30. Pudukkóttai | | | | | | | | | | | | |
| 31. Banganapalle | 4 | 1 | 1 | | | 2 | | | | | | |
| 32. Sandur | 1,532 | 645 | 323 | | 1 | 564 | | | | | | |
| **(3) Cities** | *236* | *73* | *4* | | | *159* | *50* | *10* | *2* | | | *38* |
| 1. Bellary | | | | | | | | | | | | |
| 2. Calicut | 11 | 3 | 1 | | | 7 | | | | | | |
| 3. Cocanada | | | | | | | | | | | | |
| 4. Coimbatore | | | | | | | | | | | | |
| 5. Conjeveram | 12 | | | | | 12 | 12 | | | | | 12 |
| 6. Cuddalore | 3 | | | | | 3 | | | | | | |
| 7. Kumbakónam | 94 | 47 | | | | 47 | | | | | | |
| 8. Madras | 115 | 23 | 3 | | | 89 | 37 | 10 | 2 | | | 25 |
| 9. Madura | | | | | | | | | | | | |
| 10. Negapatam | | | | | | | | | | | | |
| 11. Salem | | | | | | | | | | | | |
| 12. Tanjore | 1 | | | | | 1 | 1 | | | | | 1 |
| 13. Trichinopoly | | | | | | | | | | | | |

This content downloaded from
106.51.163.168 on Wed, 05 Jun 2024 15:15:17 +00:00
All use subject to https://about.jstor.org/terms

# XV-A.

## for districts, etc.--*continued.*

EXTRACTION OF MINERALS.

Mines.

17. MINES AND METALLIC MINERALS (GOLD, IRON, MANGANESE, ETC.).

Order 4.—(GROUP 18) QUARRIES OF HARD ROCKS (OTHER MINERALS—JADE, DIAMONDS, LIMESTONE, ETC.).

Total Order 5.

| Total workers and dependents. | Actual workers. Total. Males. | Actual workers. Total. Females. | Actual workers. Partially agriculturist. Males. | Actual workers. Partially agriculturist. Females. | Dependents. | NUMBER. |
|---|---|---|---|---|---|---|
| 136 | 137 | 138 | 139 | 140 | 141 | |
| *9,775* | *3,205* | *1,136* | *299* | *9* | *5,434* | |
| 8,239 | 2,559 | 812 | 299 | 8 | 4,868 | |
| | | | | | | 1 |
| | | | | | | 2 |
| 4,912 | 1,263 | 691 | 287 | 5 | 2,958 | 3 |
| | | | | | | 4 |
| | | | | | | 5 |
| | | | | | | 6 |
| 71 | 36 | | 5 | | 35 | 7 |
| | | | | | | 8 |
| | | | | | | 9 |
| | | | | | | 10 |
| 41 | 12 | 15 | | | 14 | 11 |
| 1,135 | 925 | 96 | | | 114 | 12 |
| 78 | 13 | 1 | | | 64 | 13 |
| 19 | 18 | | | | 1 | 14 |
| | | | | | | 15 |
| | | | | | | 16 |
| 121 | 28 | 4 | 1 | 1 | 89 | 17 |
| 26 | 2 | 2 | | 2 | 22 | 18 |
| 4 | | | | | 4 | 19 |
| 5 | 2 | | | | 3 | 20 |
| 567 | 49 | | | | 518 | 21 |
| | | | | | | 22 |
| 20 | 4 | 1 | | | 15 | 23 |
| 18 | 8 | | 1 | | 10 | 24 |
| | | | | | | 25 |
| 5 | 1 | | | | 4 | 26 |
| 1,215 | 197 | 2 | 5 | | 1,010 | 27 |
| | | | | | | 28 |
| 2 | 1 | | | | 1 | 29 |
| | | | | | | |
| *1,536* | *646* | *324* | | *1* | *566* | |
| | | | | | | 30 |
| 4 | 1 | 1 | | | 2 | 31 |
| 1,532 | 645 | 323 | | 1 | 564 | 32 |
| | | | | | | |
| *186* | *63* | *2* | | | *121* | |
| | | | | | | 1 |
| 11 | 3 | 1 | | | 7 | 2 |
| | | | | | | 3 |
| | | | | | | 4 |
| | | | | | | 5 |
| 3 | | | | | 3 | 6 |
| 94 | 47 | | | | 47 | 7 |
| 76 | 13 | 1 | | | 64 | 8 |
| | | | | | | 9 |
| | | | | | | 10 |
| | | | | | | 11 |
| | | | | | | 12 |
| | | | | | | 13 |

| Total workers and dependents. | Actual workers. Total. Males. | Actual workers. Total. Females. | Actual workers. Partially agriculturist. Males. | Actual workers. Partially agriculturist. Females. | Dependents. | NUMBER. |
|---|---|---|---|---|---|---|
| 142 | 143 | 144 | 145 | 146 | 147 | |
| *5,536* | *2,327* | *943* | *231* | *33* | *2,266* | |
| 5,505 | 2,306 | 943 | 231 | 33 | 2,256 | |
| 80 | 43 | | 39 | | 37 | 1 |
| | | | | | | 2 |
| 1,830 | 592 | 650 | 53 | 23 | 588 | 3 |
| 39 | 2 | 19 | 1 | | 18 | 4 |
| 31 | 13 | 6 | | 3 | 12 | 5 |
| | | | | | | 6 |
| 43 | 15 | 5 | 1 | | 23 | 7 |
| 1 | 1 | | | | | 8 |
| 371 | 193 | 19 | 36 | | 159 | 9 |
| 3 | 1 | | | | 2 | 10 |
| 281 | 115 | 69 | 22 | 1 | 97 | 11 |
| 57 | 40 | 6 | | | 11 | 12 |
| | | | | | | 13 |
| 30 | 7 | | 1 | | 23 | 14 |
| 55 | 32 | | 10 | | 23 | 15 |
| | | | | | | 16 |
| 20 | 10 | 2 | | | 8 | 17 |
| 28 | 17 | 1 | 1 | | 10 | 18 |
| 25 | 15 | | | | 10 | 19 |
| 57 | 23 | | 1 | | 34 | 20 |
| | | | | | | |
| 198 | 34 | 52 | | 6 | 112 | 21 |
| 125 | 49 | 27 | 5 | | 44 | 22 |
| 58 | 33 | 1 | 2 | | 24 | 23 |
| 6 | 2 | 1 | | | 3 | 24 |
| 165 | 73 | | 5 | | 92 | 25 |
| 10 | 8 | | | | 2 | 26 |
| | | | | | | 27 |
| | | | | | | 28 |
| 1,992 | 988 | 85 | 54 | | 919 | 29 |
| | | | | | | |
| *31* | *21* | | | | *10* | |
| | | | | | | 30 |
| 1 | 1 | | | | | 31 |
| 30 | 20 | | | | 10 | 32 |
| | | | | | | |
| *36* | *13* | | *1* | | *23* | |
| | | | | | | 1 |
| | | | | | | 2 |
| | | | | | | 3 |
| | | | | | | 4 |
| | | | | | | 5 |
| | | | | | | 6 |
| | | | | | | 7 |
| 30 | 7 | | 1 | | 23 | 8 |
| 6 | 6 | | | | | 9 |
| | | | | | | 10 |
| | | | | | | 11 |
| | | | | | | 12 |
| | | | | | | 13 |

| Total workers and dependents. | Actual workers. Total. Males. | Actual workers. Total. Females. | Actual workers. Partially agriculturist. Males. | Actual workers. Partially agriculturist. Females. | Dependents. | NUMBER. |
|---|---|---|---|---|---|---|
| 148 | 149 | 150 | 151 | 152 | 153 | |
| *2,749* | *768* | *282* | *115* | *12* | *1,699* | |
| 2,749 | 768 | 282 | 115 | 12 | 1,699 | |
| | | | | | | 1 |
| | | | | | | 2 |
| | | | | | | 3 |
| | | | | | | 4 |
| | | | | | | 5 |
| | | | | | | 6 |
| 3 | 3 | | | | | 7 |
| 5 | | | | | 5 | 8 |
| | | | | | | 9 |
| | | | | | | 10 |
| | | | | | | 11 |
| | | | | | | 12 |
| 18 | 3 | 1 | | | 14 | 13 |
| 204 | 37 | | 5 | | 167 | 14 |
| | | | | | | 15 |
| | | | | | | 16 |
| | | | | | | 17 |
| 14 | 8 | | | | 6 | 18 |
| 1,370 | 486 | 218 | 30 | 10 | 606 | 19 |
| 580 | 148 | 50 | 76 | 2 | 382 | 20 |
| 120 | 4 | 9 | | | 107 | 21 |
| 260 | 49 | | | | 211 | 22 |
| 105 | 18 | | | | 87 | 23 |
| 13 | 6 | 4 | | | 3 | 24 |
| 57 | 6 | | 4 | | 51 | 25 |
| | | | | | | 26 |
| | | | | | | 27 |
| | | | | | | 28 |
| | | | | | | 29 |
| | | | | | | |
| *10* | | | | | | |
| | | | | | | 30 |
| | | | | | | 31 |
| | | | | | | 32 |
| | | | | | | |
| *189* | *70* | *5* | | | *114* | |
| | | | | | | 1 |
| | | | | | | 2 |
| | | | | | | 3 |
| 119 | 66 | | | | 53 | 4 |
| | | | | | | 5 |
| 52 | 1 | 4 | | | 47 | 6 |
| | | | | | | 7 |
| 18 | 3 | 1 | | | 14 | 8 |
| | | | | | | 9 |
| | | | | | | 10 |
| | | | | | | 11 |
| | | | | | | 12 |
| | | | | | | 13 |

This content downloaded from
106.51.163.168 on Wed, 05 Jun 2024 15:15:17 +00:00
All use subject to https://about.jstor.org/terms

CLASS A : SUB-CLASS II.—EXTRACTION OF MINERALS—*concld.*

Order 5.—Salt, etc.

| DISTRICT, STATE OR CITY. | 19. Rock, sea and marsh salt. | | | | | | 20. Extraction of saltpetre, alum and other substances soluble in water. | | | | | |
|---|---|---|---|---|---|---|---|---|---|---|---|---|
| | Total workers and dependents. | Actual workers. | | | | Dependents. | Total workers and dependents. | Actual workers. | | | | Dependents. |
| | | Total. | | Partially agriculturist. | | | | Total. | | Partially agriculturist. | | |
| | | Males. | Females. | Males. | Females. | | | Males. | Females. | Males. | Females. | |
| | 154 | 155 | 156 | 157 | 158 | 159 | 160 | 161 | 162 | 163 | 164 | 165 |
| **MADRAS** ... | *1,583* | *483* | *78* | *110* | *2* | *1,022* | *1,166* | *285* | *204* | *5* | *10* | *677* |
| **(1) British Territory** .... | *1,583* | *483* | *78* | *110* | *2* | *1,022* | *1,166* | *285* | *204* | *5* | *10* | *677* |
| 1. Ganjam ... ... | | | | | | | | | | | | |
| 2. Agency, Ganjam ... | | | | | | | | | | | | |
| 3. Vizagapatam ... | | | | | | | | | | | | |
| 4. Agency, Vizagapatam | | | | | | | | | | | | |
| 5. Gódávari ... ... | | | | | | | | | | | | |
| 6. Agency, Gódávari ... | | | | | | | | | | | | |
| 7. Kistna ... ... | 3 | 3 | | | | | | | | | | |
| 8. Guntúr ... ... | 5 | | | | | 5 | | | | | | |
| 9. Nellore ... ... | | | | | | | | | | | | |
| 10. Cuddapah ... ... | | | | | | | | | | | | |
| 11. Kurnool ... ... | | | | | | | | | | | | |
| 12. Bellary ... ... | | | | | | | | | | | | |
| 13. Anantapur ... ... | | | | | | | | | | | | |
| 14. Madras ... ... | 16 | 3 | | | | 13 | 2 | | 1 | | | 1 |
| 15. Chingleput ... | 204 | 37 | | 5 | | 167 | | | | | | |
| 16. Chittoor ... ... | | | | | | | | | | | | |
| 17. North Arcot ... | | | | | | | | | | | | |
| 18. Salem ... ... | | | | | | | 14 | 8 | | | | 6 |
| 19. Coimbatore ... ... | 435 | 209 | 23 | 25 | | 203 | 935 | 277 | 195 | 5 | 10 | 463 |
| 20. South Arcot... ... | 580 | 148 | 50 | 76 | 2 | 382 | | | | | | |
| 21. Tanjore ... ... | 34 | 4 | 3 | | | 28 | 86 | | 7 | | | 79 |
| 22. Trichinopoly ... | 132 | 49 | | | | 83 | 128 | | | | | 128 |
| 23. Madura ... ... | 105 | 18 | | | | 87 | | | | | | |
| 24. Rámnád ... ... | 12 | 6 | 3 | | | 3 | 1 | | 1 | | | |
| 25. Tinnevelly ... ... | 57 | 6 | | 4 | | 51 | | | | | | |
| 26. Nilgiris ... ... | | | | | | | | | | | | |
| 27. Malabar ... ... | | | | | | | | | | | | |
| 28. Anjengo ... ... | | | | | | | | | | | | |
| 29. South Canara ... | | | | | | | | | | | | |
| **(2) Feudatory States** ... | | | | | | | | | | | | |
| 30. Pudukóttai ... ... | | | | | | | | | | | | |
| 31. Banganapalle ... | | | | | | | | | | | | |
| 32. Sándur ... ... | | | | | | | | | | | | |
| **(3) Cities** ... ... | *187* | *70* | *4* | | | *113* | *2* | | *1* | | | *1* |
| 1. Bellary ... ... | | | | | | | | | | | | |
| 2. Calicut ... ... | | | | | | | | | | | | |
| 3. Cocanada ... ... | | | | | | | | | | | | |
| 4. Coimbatore ... ... | 119 | 66 | | | | 53 | | | | | | |
| 5. Conjeveram ... | | | | | | | | | | | | |
| 6. Cuddalore ... ... | 52 | 1 | 4 | | | 47 | | | | | | |
| 7. Kumbakónam ... | | | | | | | | | | | | |
| 8. Madras ... ... | 16 | 3 | | | | 13 | 2 | | 1 | | | 1 |
| 9. Madura ... ... | | | | | | | | | | | | |
| 10. Negapatam ... | | | | | | | | | | | | |
| 11. Salem... ... ... | | | | | | | | | | | | |
| 12. Tanjore ... ... | | | | | | | | | | | | |
| 13. Trichinopoly ... | | | | | | | | | | | | |

This content downloaded from
106.51.163.168 on Wed, 05 Jun 2024 15:15:17 +00:00
All use subject to https://about.jstor.org/terms

# XV-A.

## for districts, etc.—*continued.*

CLASS B. SUB-CLASS III.—INDUSTRY.

Order 6.—Textiles.

| Total Order 6. | | | | | | 21. Cotton ginning, cleaning and pressing. | | | | | | 22. Cotton spinning, sizing and weaving. | | | | | | |
|---|---|---|---|---|---|---|---|---|---|---|---|---|---|---|---|---|---|---|
| Total workers and dependents. | Actual workers. | | | | Dependents. | Total workers and dependents. | Actual workers. | | | | Dependents. | Total workers and dependents. | Actual workers. | | | | Dependents. | NUMBER. |
| | Total. | | Partially agriculturist. | | | | Total. | | Partially agriculturist. | | | | Total. | | Partially agriculturist. | | | |
| | Males. | Females. | Males. | Females. | | | Males. | Females. | Males. | Females. | | | Males. | Females. | Males. | Females. | | |
| 166 | 167 | 168 | 169 | 170 | 171 | 172 | 173 | 174 | 175 | 176 | 177 | 178 | 179 | 180 | 181 | 182 | 183 | |
| *1,406,286* | *457,052* | *292,076* | *47,484* | *17,346* | *657,158* | *59,253* | *20,098* | *12,548* | *2,916* | *1,295* | *26,607* | *1,118,628* | *386,598* | *194,350* | *41,526* | *13,679* | *537680* | |
| *1,401,842* | *455,368* | *291,063* | *47,201* | *17,259* | *655,411* | *59,119* | *20,067* | *12,486* | *2,897* | *1,292* | *26,566* | *1,114,890* | *385,124* | *193,584* | *41,297* | *13,623* | *536182* | |
| 43,484 | 13,329 | 9,385 | 1,325 | 1,023 | 20,770 | 360 | 21 | 279 | 4 | 17 | 57 | 40,643 | 12,809 | 8,513 | 1,282 | 911 | 16,321 | 1 |
| 12,926 | 4,022 | 2,872 | 130 | 41 | 6,032 | 335 | 52 | 10 | ... | ... | 267 | 12,590 | 3,969 | 2,856 | 130 | 41 | 5,795 | 2 |
| 75,932 | 26,505 | 20,167 | 2,462 | 1,795 | 20,260 | 5,484 | 1,603 | 1,901 | 361 | 337 | 1,980 | 61,228 | 22,167 | 16,247 | 1,908 | 1,413 | 22,814 | 3 |
| 15,090 | 6,205 | 2,730 | 1,122 | 232 | 6,155 | 51 | 15 | 20 | 2 | 2 | 15 | 14,875 | 6,114 | 2,696 | 1,117 | 230 | 6,065 | 4 |
| 51,559 | 16,105 | 10,277 | 884 | 305 | 23,177 | 2,624 | 963 | 515 | 246 | 37 | 1,146 | 45,479 | 14,305 | 8,953 | 588 | 227 | 22,221 | 5 |
| 1,615 | 332 | 353 | 67 | 37 | 730 | 34 | 10 | 8 | 1 | 3 | 16 | 1,346 | 504 | 165 | 66 | 23 | 677 | 6 |
| 49,280 | 17,731 | 7,454 | 2,072 | 594 | 24,095 | 2,891 | 855 | 409 | 90 | 33 | 1,627 | 42,065 | 15,169 | 6,568 | 1,857 | 541 | 20,328 | 7 |
| 78,807 | 28,512 | 12,138 | 7,444 | 1,831 | 28,167 | 4,914 | 1,465 | 1,215 | 343 | 127 | 2,234 | 72,279 | 26,568 | 10,896 | 6,980 | 1,653 | 35,016 | 8 |
| 56,341 | 20,967 | 7,351 | 4,807 | 1,153 | 28,023 | 3,278 | 991 | 621 | 389 | 144 | 1,666 | 51,456 | 19,644 | 6,502 | 4,369 | 982 | 25,310 | 9 |
| 47,926 | 16,724 | 8,581 | 2,733 | 601 | 21,621 | 1,728 | 395 | 420 | 93 | 37 | 913 | 45,087 | 15,839 | 8,102 | 2,570 | 564 | 21,146 | 10 |
| 36,709 | 14,285 | 6,416 | 2,404 | 907 | 16,008 | 3,271 | 1,755 | 340 | 438 | 45 | 1,178 | 27,717 | 11,130 | 4,474 | 1,760 | 621 | 12,113 | 11 |
| 43,653 | 14,902 | 14,879 | 1,204 | 510 | 18,872 | 1,543 | 570 | 328 | 13 | 9 | 645 | 35,470 | 11,584 | 9,229 | 953 | 420 | 14,657 | 12 |
| 55,967 | 18,561 | 13,564 | 1,729 | 1,446 | 23,842 | 5,632 | 2,166 | 884 | 139 | 466 | 2,642 | 31,640 | 9,933 | 7,470 | 1,174 | 676 | 14,237 | 13 |
| 27,589 | 10,800 | 1,130 | 22 | 1 | 15,653 | 499 | 326 | 13 | ... | ... | 160 | 22,338 | 8,811 | 890 | 21 | 4 | 12,637 | 14 |
| 58,114 | 21,230 | 5,276 | 1,285 | 103 | 31,608 | 568 | 267 | 18 | 122 | ... | 283 | 45,979 | 17,571 | 4,173 | 1,124 | 98 | 24,235 | 15 |
| 39,490 | 12,561 | 6,428 | 1,269 | 279 | 20,501 | 1,143 | 251 | 523 | 45 | 8 | 369 | 34,958 | 11,288 | 5,526 | 1,033 | 196 | 18,144 | 16 |
| 70,930 | 23,167 | 15,158 | 3,288 | 551 | 32,605 | 291 | 24 | 56 | 1 | 1 | 211 | 62,187 | 20,872 | 13,122 | 3,195 | 381 | 28,103 | 17 |
| 83,005 | 28,330 | 14,339 | 2,669 | 2,527 | 40,336 | 764 | 8 | 624 | ... | ... | 132 | 72,808 | 25,509 | 11,509 | 2,532 | 2,259 | 35,790 | 18 |
| 75,514 | 24,533 | 11,957 | 598 | 96 | 39,024 | 1,047 | 244 | 462 | 44 | 3 | 341 | 70,520 | 23,366 | 10,392 | 556 | 86 | 36,762 | 19 |
| 42,402 | 14,257 | 5,490 | 2,245 | 503 | 22,655 | 470 | 67 | 124 | 2 | ... | 259 | 39,285 | 13,560 | 4,783 | 2,218 | 463 | 20,942 | 20 |
| 67,108 | 21,178 | 10,630 | 737 | 82 | 35,204 | 12 | 10 | ... | ... | ... | 2 | 41,989 | 13,412 | 6,282 | 545 | 60 | 22,295 | 21 |
| 52,142 | 17,297 | 11,214 | 2,260 | 946 | 23,631 | 558 | 400 | 15 | 34 | ... | 143 | 42,403 | 13,063 | 8,515 | 1,969 | 754 | 19,925 | 22 |
| 61,891 | 20,416 | 11,890 | 1,219 | 487 | 29,585 | 1,734 | 635 | 441 | 4 | ... | 658 | 52,377 | 18,466 | 9,732 | 1,063 | 472 | 24,179 | 23 |
| 49,791 | 16,100 | 10,280 | 1,155 | 344 | 23,411 | 1,564 | 562 | 257 | 235 | 2 | 745 | 45,902 | 15,026 | 9,283 | 882 | 319 | 21,594 | 24 |
| 72,971 | 23,872 | 12,003 | 1,591 | 195 | 37,096 | 18,272 | 6,446 | 2,977 | 330 | 21 | 8,849 | 51,469 | 16,592 | 8,249 | 1,096 | 104 | 26,628 | 25 |
| 457 | 219 | 5 | 25 | 1 | 233 | ... | ... | ... | ... | ... | ... | 32 | 12 | 4 | ... | 1 | 16 | 26 |
| 111,727 | 19,446 | 52,945 | 291 | 530 | 39,336 | 44 | 14 | ... | 1 | ... | 30 | 42,802 | 14,151 | 6,701 | 165 | 8 | 21,980 | 27 |
| 549 | 172 | 198 | 5 | ... | 179 | ... | ... | ... | ... | ... | ... | 39 | 15 | ... | 1 | ... | 24 | 28 |
| 13,973 | 3,410 | 5,941 | 159 | 126 | 4,522 | 8 | 8 | ... | ... | ... | ... | 7,927 | 2,776 | 1,952 | 143 | 56 | 3,199 | 29 |
| *4,444* | *1,684* | *1,013* | *283* | *87* | *1,747* | *134* | *31* | *62* | *19* | *3* | *41* | *3,738* | *1,474* | *766* | *229* | *56* | *1,498* | |
| 1,569 | 567 | 490 | 82 | 43 | 512 | 1 | 1 | ... | ... | ... | ... | 1,375 | 511 | 409 | 77 | 19 | 455 | 30 |
| 2,696 | 1,070 | 449 | 182 | 40 | 1,177 | 133 | 30 | 62 | 19 | 3 | 41 | 2,359 | 963 | 357 | 152 | 37 | 1,039 | 31 |
| 179 | 47 | 74 | 19 | 4 | 58 | ... | ... | ... | ... | ... | ... | 4 | ... | ... | ... | ... | 4 | 32 |
| *136,471* | *45,113* | *19,353* | *883* | *62* | *72,005* | *2,977* | *1,158* | *626* | *14* | *...* | *1,193* | *96,111* | *34,223* | *11,519* | *771* | *24* | *50,369* | |
| 1,587 | 403 | 120 | 17 | ... | 1,064 | 460 | 158 | ... | 8 | ... | 302 | 891 | 194 | 103 | 4 | ... | 594 | 1 |
| 6,034 | 884 | 3,370 | 2 | 24 | 1,780 | 1 | 1 | ... | ... | ... | ... | 1,804 | 665 | 325 | 2 | ... | 814 | 2 |
| 1,790 | 537 | 49 | 10 | ... | 1,204 | 140 | 13 | 6 | 3 | ... | 121 | 1,525 | 429 | 43 | 6 | ... | 1,053 | 3 |
| 8,412 | 2,544 | 634 | 13 | 2 | 5,234 | 153 | 28 | 72 | ... | ... | 53 | 8,105 | 2,471 | 546 | 11 | 2 | 5,088 | 4 |
| 16,202 | 6,046 | 1,016 | 204 | 6 | 9,140 | 18 | 14 | ... | ... | ... | 4 | 7,327 | 3,502 | 198 | 192 | 1 | 3,627 | 5 |
| 4,301 | 1,266 | 638 | 34 | ... | 2,397 | 361 | 3 | 138 | ... | ... | 220 | 3,616 | 1,152 | 417 | 32 | ... | 2,047 | 6 |
| 8,836 | 2,670 | 1,916 | 14 | 2 | 4,350 | ... | ... | ... | ... | ... | ... | 3,701 | 351 | 1,473 | 3 | 1 | 1,877 | 7 |
| 27,589 | 10,800 | 1,136 | 22 | 4 | 15,653 | 499 | 326 | 13 | ... | ... | 160 | 22,338 | 8,811 | 890 | 21 | 4 | 12,637 | 8 |
| 34,044 | 10,865 | 6,656 | 204 | 13 | 16,523 | 930 | 521 | 161 | 2 | ... | 248 | 27,515 | 9,038 | 5,179 | 102 | 13 | 12,398 | 9 |
| 693 | 286 | 34 | 7 | ... | 373 | ... | ... | ... | ... | ... | ... | 298 | 62 | 28 | 5 | ... | 208 | 10 |
| 16,538 | 5,399 | 2,401 | 302 | 10 | 8,738 | 299 | 2 | 236 | ... | ... | 61 | 14,802 | 5,088 | 1,984 | 301 | 2 | 7,730 | 11 |
| 4,298 | 1,501 | 616 | 2 | 1 | 2,181 | ... | ... | ... | ... | ... | ... | 2,023 | 606 | 107 | 1 | 1 | 920 | 12 |
| 6,147 | 2,012 | 767 | 52 | ... | 3,368 | 116 | 92 | ... | 1 | ... | 24 | 2,166 | 564 | 226 | 1 | ... | 1,376 | 13 |



This content downloaded from
106.51.163.168 on Wed, 05 Jun 2024 15:15:17 +00:00
All use subject to https://about.jstor.org/terms

OCCUPATION.
II. DETAILS FOR DISTRICTS, ETC.

# TABLE

## Occupation. Part II.—Details

CLASS B.—SUB-CLASS III.

Order 6.—

| DISTRICT, STATE OR CITY | 23. Jute spinning, pressing and weaving. | | | | | | 24. Rope, twine and string. | | | | | |
|---|---|---|---|---|---|---|---|---|---|---|---|---|
| | Total workers and dependents. | Actual workers. | | | | Dependents. | Total workers and dependents. | Actual workers. | | | | Dependents. |
| | | Total. | | Partially agriculturist. | | | | Total. | | Partially agriculturist. | | |
| | | Males. | Females. | Males. | Females. | | | Males. | Females. | Males. | Females. | |
| | 184 | 185 | 186 | 187 | 188 | 189 | 190 | 191 | 192 | 193 | 194 | 195 |
| **MADRAS** | *5,564* | *1,925* | *503* | *211* | *33* | *3,136* | *74,294* | *7,151* | *46,741* | *274* | *766* | *20,402* |
| **(1) British Territory** | *5,564* | *1,925* | *503* | *211* | *33* | *3,136* | *74,124* | *7,082* | *46,712* | *263* | *766* | *20,330* |
| 1. Ganjam | 284 | 111 | 50 | 20 | 15 | 123 | 541 | 63 | 287 | 5 | 85 | 101 |
| 2. Agency, Ganjám | 1 | 1 | ... | ... | ... | ... | ... | ... | ... | ... | ... | ... |
| 3. Vizagapatam | 2,589 | 1,007 | 190 | 1 | ... | 1,392 | 296 | 150 | 30 | ... | 12 | 116 |
| 4. Agency, Vizagapatam | ... | ... | ... | ... | ... | ... | 38 | 17 | 4 | 2 | ... | 17 |
| 5. Gódávari | 76 | 22 | 4 | ... | ... | 50 | 1,316 | 124 | 641 | 15 | 40 | 551 |
| 6. Agency, Gódávari | ... | ... | ... | ... | ... | ... | ... | ... | ... | ... | ... | ... |
| 7. Kistna | 255 | 105 | 24 | 16 | ... | 126 | 459 | 116 | 146 | 25 | 2 | 197 |
| 8. Guntúr | 379 | 118 | 20 | 36 | 9 | 241 | 179 | 65 | 14 | 2 | ... | 100 |
| 9. Nellore | 410 | 72 | 11 | 26 | ... | 327 | 34 | 19 | ... | 7 | ... | 15 |
| 10. Cuddapah | 187 | 59 | 27 | 44 | ... | 101 | 139 | 10 | 27 | 2 | ... | 102 |
| 11. Kurnool | 27 | ... | 7 | ... | 2 | 20 | 231 | 62 | 60 | 6 | 2 | 109 |
| 12. Bellary | 7 | 4 | ... | ... | ... | 3 | 216 | 36 | 114 | 4 | 5 | 66 |
| 13. Anantapur | ... | ... | ... | ... | ... | ... | 262 | 59 | 34 | 13 | 3 | 169 |
| 14. Madras | 63 | 22 | 2 | ... | ... | 39 | 74 | 27 | 17 | ... | ... | 30 |
| 15. Chingleput | ... | ... | ... | ... | ... | ... | 167 | 11 | 2 | ... | ... | 121 |
| 16. Chittoor | 93 | ... | 29 | ... | ... | 64 | 460 | 90 | 103 | 12 | 10 | 267 |
| 17. North Arcot | ... | ... | ... | ... | ... | ... | 294 | 46 | 88 | ... | 16 | 160 |
| 18. Salem | 49 | 11 | 8 | 2 | 4 | 29 | 669 | 108 | 322 | 5 | 58 | 239 |
| 19. Coimbatore | 204 | 67 | 28 | ... | ... | 109 | 474 | 144 | 138 | 3 | ... | 192 |
| 20. South Arcot | 57 | 23 | 6 | 11 | 1 | 28 | 271 | 22 | 125 | ... | ... | 124 |
| 21. Tanjore | 125 | 8 | 12 | ... | ... | 105 | 249 | 45 | 58 | ... | ... | 146 |
| 22. Trichinopoly | 469 | 153 | 64 | ... | 2 | 252 | 64 | 21 | 28 | ... | ... | 15 |
| 23. Madura | 65 | 35 | 6 | 3 | ... | 44 | 662 | 248 | 153 | 19 | 3 | 261 |
| 24. Ramnad | ... | ... | ... | ... | ... | ... | 505 | 47 | 307 | ... | 16 | 151 |
| 25. Tinnevelly | 199 | 106 | 10 | 52 | ... | 83 | 1,021 | 261 | 375 | 29 | 2 | 385 |
| 26. Nilgris | ... | ... | ... | ... | ... | ... | ... | ... | ... | ... | ... | ... |
| 27. Malabar | 6 | 1 | 5 | ... | ... | ... | 64,628 | 4,976 | 43,273 | 110 | 512 | 16,379 |
| 28. Anjengo | ... | ... | ... | ... | ... | ... | 464 | 157 | 157 | 4 | ... | 150 |
| 29. South Canara | ... | ... | ... | ... | ... | ... | 351 | 125 | 149 | ... | ... | 77 |
| **(2) Feudatory States** | ... | ... | ... | ... | ... | ... | *170* | *69* | *29* | *11* | ... | *72* |
| 30. Pudukóttai | ... | ... | ... | ... | ... | ... | ... | ... | ... | ... | ... | ... |
| 31. Bangánapalle | ... | ... | ... | ... | ... | ... | 170 | 69 | 29 | 11 | ... | 72 |
| 32. Sandúr | ... | ... | ... | ... | ... | ... | ... | ... | ... | ... | ... | ... |
| **(3) Cities** | *74* | *24* | *2* | ... | ... | *48* | *4,591* | *280* | *3,088* | *1* | *32* | *1,223* |
| 1. Bellary | ... | ... | ... | ... | ... | ... | ... | ... | ... | ... | ... | ... |
| 2. Calicut | ... | ... | ... | ... | ... | ... | 4,070 | 198 | 2,949 | ... | 24 | 923 |
| 3. Cocanada | ... | ... | ... | ... | ... | ... | 17 | 10 | ... | ... | ... | 7 |
| 4. Coimbatore | ... | ... | ... | ... | ... | ... | 2 | ... | 1 | ... | ... | 1 |
| 5. Conjeeveram | ... | ... | ... | ... | ... | ... | 62 | 2 | ... | ... | ... | 60 |
| 6. Cuddalore | ... | ... | ... | ... | ... | ... | 181 | 11 | 83 | ... | ... | 87 |
| 7. Kumbakónam | ... | ... | ... | ... | ... | ... | 4 | 2 | ... | ... | ... | 2 |
| 8. Madras | 63 | 22 | 2 | ... | ... | 30 | 74 | 27 | 17 | ... | ... | 30 |
| 9. Madura | 7 | 2 | ... | ... | ... | 5 | 93 | 18 | 5 | 1 | ... | 70 |
| 10. Negapatam | ... | ... | ... | ... | ... | ... | ... | ... | ... | ... | ... | ... |
| 11. Salem | 2 | ... | ... | ... | ... | 2 | 67 | 12 | 20 | ... | 8 | 35 |
| 12. Tanjore | 2 | ... | ... | ... | ... | 2 | 21 | ... | 13 | ... | ... | 8 |
| 13. Trichinopoly | ... | ... | ... | ... | ... | ... | ... | ... | ... | ... | ... | ... |

This content downloaded from 106.51.163.168 on Wed, 05 Jun 2024 15:15:17 +00:00
All use subject to https://about.jstor.org/terms

# XV-A.

## for districts, etc.—*continued.*

INDUSTRY—*cont.*

Textiles—*cont.*

| 25. Other fibres (cocoanut, aloes, flax, hemp, straw, etc.) | | | | | | 26. Wool carders and spinners, weavers of woollen blankets, carpets, etc. | | | | | | 27. Silk spinners and weavers. | | | | | | |
|---|---|---|---|---|---|---|---|---|---|---|---|---|---|---|---|---|---|---|
| | Actual workers. | | | | | | Actual workers. | | | | | | Actual workers. | | | | | |
| | Total. | | Partially agricultur-ist. | | | | Total. | | Partially agricultur-ist. | | | | Total. | | Partially agricultur-ist. | | | |
| Total workers and depend-ents. | Males. | Females. | Males. | Females. | Dependents. | Total workers and depend-ents. | Males. | Females. | Males. | Females. | Dependents. | Total workers and depend-ents. | Males. | Females. | Males. | Females. | Dependents. | NUMBER. |
| 196 | 197 | 198 | 199 | 200 | 201 | 202 | 203 | 204 | 205 | 206 | 207 | 208 | 209 | 210 | 211 | 212 | 213 | |
| **13,037** | **1,479** | **7,777** | **92** | **96** | **3,781** | **3,7415** | **11,619** | **11,579** | **1,141** | **1,095** | **14,217** | **74,773** | **21,407** | **15,452** | **909** | **199** | **37,914** | |
| *13,025* | *1,476* | *7,776* | *92* | *96* | *3,773* | *37,152* | *11,561* | *11,445* | *1,121* | *1,068* | *14,146* | *74,764* | *21,402* | *15,452* | *908* | *199* | *37,910* | |
| 252 | 73 | 51 | 3 | ... | 128 | 5 | 5 | ... | ... | ... | ... | 1,399 | 244 | 205 | 11 | ... | 950 | 1 |
| ... | ... | ... | ... | ... | ... | ... | ... | ... | ... | ... | ... | ... | ... | ... | ... | ... | ... | 2 |
| 30 | 4 | ... | ... | ... | 26 | 94 | 64 | ... | 5 | ... | 30 | 6,086 | 1,489 | 1,749 | 187 | 31 | 2,848 | 3 |
| ... | ... | ... | ... | ... | ... | ... | ... | ... | ... | ... | ... | 30 | 17 | ... | 1 | ... | 13 | 4 |
| ... | ... | ... | ... | ... | ... | 199 | 112 | 4 | 1 | ... | 83 | 366 | 78 | 40 | 20 | ... | 248 | 5 |
| ... | ... | ... | ... | ... | ... | ... | ... | ... | ... | ... | ... | ... | ... | ... | ... | ... | ... | 6 |
| 60 | 30 | 5 | ... | ... | 25 | 2,775 | 1,194 | 229 | 44 | 14 | 1,352 | 216 | 129 | 1 | 9 | ... | 86 | 7 |
| 16 | 6 | ... | ... | ... | 10 | 660 | 138 | 177 | 49 | 41 | 345 | 46 | 28 | ... | ... | ... | 18 | 8 |
| ... | ... | ... | ... | ... | ... | 105 | 104 | ... | 1 | ... | 1 | 7 | 2 | ... | ... | ... | 5 | 9 |
| 69 | 35 | 1 | 9 | ... | 33 | 150 | 51 | ... | 7 | ... | 96 | 566 | 335 | 4 | 8 | ... | 227 | 10 |
| 106 | 6 | 34 | 3 | ... | 66 | 2,195 | 444 | 698 | 66 | 173 | 1,053 | 2,152 | 566 | 602 | 64 | 3 | 984 | 11 |
| 34 | 4 | 17 | ... | 1 | 13 | 5,848 | 1,916 | 1,584 | 208 | 67 | 2,348 | 4,731 | 528 | 3,372 | 15 | ... | 831 | 12 |
| ... | ... | ... | ... | ... | ... | 17,673 | 6,249 | 5,040 | 403 | 284 | 6,384 | ... | ... | ... | ... | ... | ... | 13 |
| 24 | 8 | ... | ... | ... | 16 | 55 | 20 | 3 | ... | ... | 32 | 999 | 409 | 82 | ... | ... | 508 | 14 |
| 34 | 10 | 8 | ... | ... | 16 | 39 | 3 | ... | ... | ... | 36 | 9,545 | 2,584 | 1,065 | 14 | 5 | 5,896 | 15 |
| ... | ... | ... | ... | ... | ... | 1,391 | 403 | 204 | 178 | 62 | 784 | 578 | 347 | 8 | ... | ... | 223 | 16 |
| 75 | 11 | 33 | 1 | 2 | 31 | 677 | 70 | 396 | 4 | 64 | 211 | 6,454 | 1,896 | 1,366 | 71 | 92 | 3,192 | 17 |
| 93 | 13 | 49 | 1 | ... | 31 | 1,571 | 210 | 1,041 | 51 | 156 | 320 | 6,451 | 2,227 | 758 | 67 | 45 | 3,466 | 18 |
| 466 | 60 | 224 | 3 | 6 | 182 | 499 | 51 | 220 | 1 | ... | 228 | 77 | 37 | 14 | 3 | ... | 26 | 19 |
| 5 | 1 | 2 | ... | 2 | 2 | 346 | 4 | 216 | ... | 37 | 126 | 1,879 | 543 | 212 | 8 | ... | 1,124 | 20 |
| 797 | 89 | 245 | 5 | 2 | 463 | 34 | 8 | 12 | ... | ... | 14 | 22,444 | 7,106 | 3,998 | 178 | 20 | 11,340 | 21 |
| 65 | 28 | 4 | 2 | ... | 33 | 1,640 | 16 | 1,448 | 6 | 163 | 176 | 5,499 | 2,526 | 670 | 239 | ... | 2,303 | 22 |
| 161 | 70 | 29 | 1 | ... | 62 | 951 | 398 | 157 | 80 | 7 | 396 | 4,820 | 231 | 1,123 | 7 | ... | 3,466 | 23 |
| 474 | 37 | 205 | ... | ... | 232 | 142 | 61 | 8 | 8 | ... | 73 | 186 | 48 | 49 | 1 | 1 | 89 | 24 |
| 184 | 54 | 62 | 7 | 3 | 68 | 98 | 38 | 8 | 9 | ... | 50 | 231 | 31 | 134 | 5 | 2 | 66 | 25 |
| 416 | 204 | 1 | 25 | ... | 211 | ... | ... | ... | ... | ... | ... | ... | ... | ... | ... | ... | ... | 26 |
| 4,133 | 246 | 2,986 | 15 | 10 | 921 | 5 | ... | ... | ... | ... | 5 | 2 | 1 | ... | ... | ... | 1 | 27 |
| ... | ... | ... | ... | ... | ... | ... | ... | ... | ... | ... | ... | ... | ... | ... | ... | ... | ... | 28 |
| 5,531 | 487 | 3,840 | 16 | 70 | 1,204 | 2 | 2 | ... | ... | ... | ... | ... | ... | ... | ... | ... | ... | 29 |
| **12** | **3** | **1** | ... | ... | **8** | **263** | **58** | **134** | **20** | **27** | **71** | **9** | **5** | ... | **1** | ... | **4** | |
| 12 | 3 | 1 | ... | ... | 8 | 88 | 11 | 60 | 1 | 23 | 17 | 9 | 5 | ... | 1 | ... | 4 | 30 |
| ... | ... | ... | ... | ... | ... | ... | ... | ... | ... | ... | ... | ... | ... | ... | ... | ... | ... | 31 |
| ... | ... | ... | ... | ... | ... | 175 | 47 | 74 | 19 | 4 | 54 | ... | ... | ... | ... | ... | ... | 32 |
| **352** | **66** | **140** | **5** | ... | **146** | **542** | **189** | **3** | **2** | ... | **350** | **26,482** | **7,454** | **3,613** | **81** | **5** | **15,415** | |
| 10 | 10 | ... | 3 | ... | ... | 114 | 7 | ... | ... | ... | 107 | 112 | 34 | 17 | 2 | ... | 61 | 1 |
| 125 | 1 | 96 | ... | ... | 28 | ... | ... | ... | ... | ... | ... | ... | ... | ... | ... | ... | ... | 2 |
| ... | ... | ... | ... | ... | ... | 108 | 85 | ... | 1 | ... | 23 | ... | ... | ... | ... | ... | ... | 3 |
| 92 | 27 | 10 | 2 | ... | 55 | 6 | 1 | ... | ... | ... | 5 | 8 | ... | 5 | ... | ... | 3 | 4 |
| ... | ... | ... | ... | ... | ... | 29 | 1 | ... | ... | ... | 28 | 8,519 | 2,440 | 818 | 12 | 5 | 5,261 | 5 |
| ... | ... | ... | ... | ... | ... | 4 | ... | ... | ... | ... | 4 | 114 | 87 | ... | ... | ... | 27 | 6 |
| 47 | 13 | 5 | ... | ... | 29 | ... | ... | ... | ... | ... | ... | 4,751 | 2,153 | 427 | 9 | ... | 2,171 | 7 |
| 24 | 8 | ... | ... | ... | 16 | 55 | 20 | 3 | ... | ... | 32 | 999 | 409 | 82 | ... | ... | 508 | 8 |
| ... | ... | ... | ... | ... | ... | 214 | 69 | ... | 1 | ... | 145 | 4,778 | 228 | 1,102 | 7 | ... | 3,448 | 9 |
| ... | ... | ... | ... | ... | ... | ... | ... | ... | ... | ... | ... | 6 | 6 | ... | ... | ... | ... | 10 |
| 13 | ... | 8 | ... | ... | 5 | ... | ... | ... | ... | ... | ... | 1,344 | 294 | 153 | 1 | ... | 897 | 11 |
| 41 | 7 | 21 | ... | ... | 13 | 12 | 6 | ... | ... | ... | 6 | 2,106 | 460 | 472 | ... | ... | 1,174 | 12 |
| ... | ... | ... | ... | ... | ... | ... | ... | ... | ... | ... | ... | 3,745 | 1,343 | 537 | 50 | ... | 1,865 | 13 |

This content downloaded from
106.51.163.168 on Wed, 05 Jun 2024 15:15:17 +00:00
All use subject to https://about.jstor.org/terms

# TABLE

## Occupation. Part II.—Details

CLASS B: SUB-CLASS III.—

Order 7.—Hides, skins and hard materials from the animal kingdom—*concld.*

| DISTRICT, STATE OR CITY. | 33. Makers of leather articles, such as trunks, water bags etc. | | | | | | 34. Furriers. | | | | | | 35. Bone, ivory, horn, shell, etc., workers. | | | | | |
|---|---|---|---|---|---|---|---|---|---|---|---|---|---|---|---|---|---|---|
| | Total workers and dependents. | Actual workers. | | | | Dependents. | Total workers and dependents. | Actual workers. | | | | Dependents. | Total workers and dependents. | Actual workers. | | | | Dependents. |
| | | Total. | | Partially agriculturist. | | | | Total. | | Partially agriculturist. | | | | Total. | | Partially agriculturists. | | |
| | | Males. | Females. | Males. | Females. | | | Males. | Females. | Males. | Females. | | | Males. | Females. | Males. | Females. | |
| | 250 | 251 | 252 | 253 | 254 | 255 | 256 | 257 | 258 | 259 | 260 | 261 | 262 | 263 | 264 | 265 | 266 | 267 |
| **MADRAS** | *99,309* | *33,596* | *3,478* | *2,596* | *315* | *62,235* | *59* | *9* | *29* | *1* | | *21* | *533* | *100* | *26* | *6* | *1* | *407* |
| **(1) British Territory** | *99,216* | *33,551* | *3,477* | *2,585* | *315* | *62,188* | *59* | *9* | *29* | *1* | | *21* | *533* | *100* | *26* | *6* | *1* | *407* |
| 1. Ganjam | ... | ... | ... | ... | ... | ... | ... | ... | ... | ... | ... | ... | ... | ... | ... | ... | ... | ... |
| 2. Agency, Ganjám | ... | ... | ... | ... | ... | ... | ... | ... | ... | ... | ... | ... | ... | ... | ... | ... | ... | ... |
| 3. Vizagapatam | 104 | 53 | 4 | ... | ... | 47 | ... | ... | ... | ... | ... | ... | 190 | 53 | 14 | 1 | ... | 123 |
| 4. Agency, Vizagapatam. | 66 | 30 | 4 | ... | 1 | 32 | ... | ... | ... | ... | ... | ... | 3 | 2 | ... | 1 | ... | 1 |
| 5. Gódávari | 615 | 52 | 121 | 12 | 19 | 442 | ... | ... | ... | ... | ... | ... | 8 | ... | 4 | ... | 1 | 4 |
| 6. Agency, Gódávari | ... | ... | ... | ... | ... | ... | ... | ... | ... | ... | ... | ... | ... | ... | ... | ... | ... | ... |
| 7. Kistna | 254 | 24 | 38 | 1 | ... | 192 | 2 | 2 | ... | ... | ... | ... | 16 | 10 | ... | 4 | ... | 6 |
| 8. Guntúr | 39 | 28 | 1 | 12 | ... | 10 | ... | ... | ... | ... | ... | ... | ... | ... | ... | ... | ... | ... |
| 9. Nellore | 375 | 66 | 12 | 9 | ... | 297 | ... | ... | ... | ... | ... | ... | ... | ... | ... | ... | ... | ... |
| 10. Cuddapah | ... | ... | ... | ... | ... | ... | ... | ... | ... | ... | ... | ... | ... | ... | ... | ... | ... | ... |
| 11. Kurnool | 1,337 | 894 | 29 | 344 | 2 | 614 | ... | ... | ... | ... | ... | ... | ... | ... | ... | ... | ... | ... |
| 12. Bellary | 852 | 271 | 50 | 51 | 4 | 531 | ... | ... | ... | ... | ... | ... | ... | ... | ... | ... | ... | ... |
| 13. Anantapur | 832 | 346 | 6 | 54 | ... | 480 | ... | ... | ... | ... | ... | ... | 28 | 12 | ... | ... | ... | 16 |
| 14. Madras | 27 | 5 | ... | ... | ... | 22 | 5 | 2 | ... | ... | ... | 3 | 20 | 3 | 4 | ... | ... | 13 |
| 15. Chingleput | 1,758 | 485 | ... | 49 | ... | 1,273 | 8 | ... | ... | ... | ... | 8 | 167 | ... | ... | ... | ... | 167 |
| 16. Chittoor | 7,118 | 2,659 | 410 | 558 | 85 | 3,406 | ... | ... | ... | ... | ... | ... | ... | ... | ... | ... | ... | ... |
| 17. North Arcot | 5,392 | 1,736 | 280 | 216 | 27 | 3,316 | ... | ... | ... | ... | ... | ... | 1 | ... | ... | ... | ... | 1 |
| 18. Salem | 15,336 | 5,119 | 809 | 444 | 87 | 9,408 | ... | ... | ... | ... | ... | ... | ... | ... | ... | ... | ... | ... |
| 19. Coimbatore | 39,466 | 13,383 | 794 | 260 | 22 | 25,289 | ... | ... | ... | ... | ... | ... | 3 | 2 | ... | ... | ... | 1 |
| 20. South Arcot | 1,205 | 512 | 54 | 72 | 8 | 639 | ... | ... | ... | ... | ... | ... | ... | ... | ... | ... | ... | ... |
| 21. Tanjore | 356 | 87 | 9 | 1 | 2 | 260 | ... | ... | ... | ... | ... | ... | 18 | 4 | 2 | ... | ... | 12 |
| 22. Trichinopoly | 12,435 | 4,712 | 338 | 196 | 15 | 7,385 | 13 | 5 | ... | 1 | ... | 8 | 49 | 5 | ... | ... | ... | 44 |
| 23. Madura | 6,335 | 2,002 | 137 | 204 | ... | 4,196 | 31 | ... | 29 | ... | ... | 2 | 3 | ... | ... | ... | ... | 3 |
| 24. Rámnád | 1,023 | 370 | 68 | 11 | 10 | 585 | ... | ... | ... | ... | ... | ... | ... | ... | ... | ... | ... | ... |
| 25. Tinnevelly | 4,172 | 827 | 302 | 87 | 33 | 3,043 | ... | ... | ... | ... | ... | ... | 24 | 6 | 2 | ... | ... | 16 |
| 26. Nilgiris | 1 | 1 | ... | ... | ... | ... | ... | ... | ... | ... | ... | ... | ... | ... | ... | ... | ... | ... |
| 27. Malabar | 116 | 27 | 2 | 4 | ... | 87 | ... | ... | ... | ... | ... | ... | 3 | 3 | ... | ... | ... | ... |
| 28. Anjengo | ... | ... | ... | ... | ... | ... | ... | ... | ... | ... | ... | ... | ... | ... | ... | ... | ... | ... |
| 29. South Canara | 2 | 2 | ... | ... | ... | ... | ... | ... | ... | ... | ... | ... | ... | ... | ... | ... | ... | ... |
| **(2) Feudatory States** | *93* | *45* | *1* | *11* | ... | *47* | ... | ... | ... | ... | ... | ... | ... | ... | ... | ... | ... | ... |
| 30. Pudukóttai | 51 | 27 | 1 | 7 | ... | 23 | ... | ... | ... | ... | ... | ... | ... | ... | ... | ... | ... | ... |
| 31. Banganapalle | ... | ... | ... | ... | ... | ... | ... | ... | ... | ... | ... | ... | ... | ... | ... | ... | ... | ... |
| 32. Sandúr | 42 | 18 | ... | 4 | ... | 24 | ... | ... | ... | ... | ... | ... | ... | ... | ... | ... | ... | ... |
| **(3) Cities** | *992* | *432* | *1* | *5* | ... | *559* | *5* | *2* | ... | ... | ... | *3* | *23* | *4* | *4* | ... | ... | *15* |
| 1. Bellary | ... | ... | ... | ... | ... | ... | ... | ... | ... | ... | ... | ... | ... | ... | ... | ... | ... | ... |
| 2. Calicut | ... | ... | ... | ... | ... | ... | ... | ... | ... | ... | ... | ... | ... | ... | ... | ... | ... | ... |
| 3. Cocanada | ... | ... | ... | ... | ... | ... | ... | ... | ... | ... | ... | ... | ... | ... | ... | ... | ... | ... |
| 4. Coimbatore | 10 | ... | ... | ... | ... | 9 | ... | ... | ... | ... | ... | ... | ... | ... | ... | ... | ... | ... |
| 5. Conjeeveram | ... | ... | ... | ... | ... | ... | ... | ... | ... | ... | ... | ... | ... | ... | ... | ... | ... | ... |
| 6. Cuddalore | 93 | 40 | 1 | ... | ... | 52 | ... | ... | ... | ... | ... | ... | ... | ... | ... | ... | ... | ... |
| 7. Kumbakónam | 31 | 12 | ... | ... | ... | 19 | ... | ... | ... | ... | ... | ... | ... | ... | ... | ... | ... | ... |
| 8. Madras | 27 | 5 | ... | ... | ... | 22 | 5 | 2 | ... | ... | ... | 3 | 20 | 3 | 4 | ... | ... | 13 |
| 9. Madura | 111 | 53 | ... | 3 | ... | 58 | ... | ... | ... | ... | ... | ... | ... | ... | ... | ... | ... | ... |
| 10. Negapatam | 1 | ... | ... | ... | ... | 1 | ... | ... | ... | ... | ... | ... | ... | ... | ... | ... | ... | ... |
| 11. Salem | 12 | ... | ... | ... | ... | 12 | ... | ... | ... | ... | ... | ... | ... | ... | ... | ... | ... | ... |
| 12. Tanjore | 42 | 13 | ... | ... | ... | 29 | ... | ... | ... | ... | ... | ... | 3 | 1 | ... | ... | ... | 2 |
| 13. Trichinopoly | 665 | 308 | ... | 2 | ... | 357 | ... | ... | ... | ... | ... | ... | ... | ... | ... | ... | ... | ... |

This content downloaded from
106.51.163.168 on Wed, 05 Jun 2024 15:15:17 +00:00
All use subject to https://about.jstor.org/terms

# XV-A.

## for districts, etc.—*continued.*

INDUSTRY—*cont.*

### Order 8.—Wood.

| Total Order 8 | | | | | | 36. Sawyers, carpenters, turners and joiners, etc. | | | | | | 37. Basket makers and other industries of woody material, including leaves. | | | | | | |
|---|---|---|---|---|---|---|---|---|---|---|---|---|---|---|---|---|---|---|
| Total workers and dependents. | Actual workers. | | | | Dependents. | Total workers and dependents. | Actual workers. | | | | Dependents. | Total workers and dependents. | Actual workers. | | | | Dependents. | NUMBER. |
| | Total. | | Partially agricul-turist. | | | | Total. | | Partially agricul-turist. | | | | Total. | | Partially agricul-turist. | | | |
| | Males. | Females. | Males. | Females. | | | Males. | Females. | Males. | Females. | | | Males. | Females. | Males. | Females. | | |
| 268 | 269 | 270 | 271 | 272 | 273 | 274 | 275 | 276 | 277 | 278 | 279 | 280 | 281 | 282 | 283 | 284 | 285 | |
| *638,284* | *199,825* | *82,836* | *24,565* | *5,497* | *355,623* | *415,983* | *140,649* | *7,603* | *18,534* | *822* | *267,731* | *222,301* | *59,176* | *75,233* | *6,031* | *4,675* | *87,892* | |
| *633,116* | *198,036* | *82,480* | *24,078* | *5,408* | *352,600* | *411,603* | *139,068* | *7,515* | *18,056* | *813* | *265,020* | *221,513* | *58,968* | *74,965* | *6,022* | *4,595* | *87,580* | |
| 25,465 | 7,318 | 4,884 | 1,609 | 397 | 13,263 | 15,555 | 4,998 | 623 | 1,262 | 114 | 9,934 | 9,910 | 2,320 | 4,261 | 347 | 283 | 3,329 | 1 |
| 1,514 | 180 | 416 | 67 | 38 | 618 | 193 | 67 | 22 | 20 | 3 | 104 | 1,321 | 413 | 394 | 47 | 35 | 514 | 2 |
| 38,470 | 11,250 | 3,766 | 2,183 | 285 | 23,454 | 28,250 | 8,109 | 613 | 1,773 | 51 | 19,528 | 10,220 | 3,141 | 3,153 | 410 | 234 | 3,926 | 3 |
| 3,784 | 1,195 | 716 | 96 | 24 | 1,873 | 1,507 | 462 | 59 | 34 | 1 | 986 | 2,277 | 733 | 657 | 62 | 23 | 887 | 4 |
| 37,330 | 12,496 | 4,426 | 521 | 300 | 20,448 | 28,520 | 9,445 | 2,035 | 263 | 63 | 17,040 | 8,810 | 3,051 | 2,391 | 258 | 237 | 3,368 | 5 |
| 2,300 | 828 | 316 | 140 | 11 | 1,156 | 1,120 | 335 | 34 | 116 | 9 | 753 | 1,180 | 495 | 282 | 24 | 2 | 403 | 6 |
| 28,593 | 9,503 | 3,566 | 1,011 | 268 | 15,524 | 16,242 | 5,968 | 187 | 696 | 26 | 10,087 | 12,351 | 3,535 | 3,379 | 315 | 242 | 5,437 | 7 |
| 27,889 | 9,337 | 4,409 | 2,354 | 834 | 11,143 | 13,402 | 4,786 | 514 | 1,215 | 95 | 8,102 | 14,487 | 4,551 | 3,895 | 1,139 | 839 | 6,041 | 8 |
| 15,928 | 5,365 | 2,169 | 1,089 | 195 | 7,110 | 9,623 | 3,502 | 363 | 880 | 68 | 5,758 | 6,305 | 1,863 | 1,806 | 209 | 127 | 2,636 | 9 |
| 10,251 | 3,131 | 1,907 | 458 | 125 | 4,630 | 3,806 | 1,198 | 187 | 226 | 36 | 2,421 | 6,445 | 1,933 | 1,720 | 232 | 89 | 2,792 | 10 |
| 10,266 | 3,573 | 1,896 | 515 | 106 | 4,797 | 4,260 | 1,629 | 75 | 363 | 18 | 2,556 | 6,006 | 1,944 | 1,821 | 152 | 88 | 2,241 | 11 |
| 10,149 | 3,899 | 1,778 | 505 | 88 | 4,972 | 5,956 | 2,195 | 397 | 411 | 15 | 3,364 | 4,193 | 1,204 | 1,381 | 94 | 73 | 1,608 | 12 |
| 8,434 | 2,481 | 2,037 | 272 | 312 | 3,016 | 3,258 | 1,245 | 297 | 147 | 75 | 1,716 | 5,176 | 1,236 | 1,740 | 125 | 237 | 2,200 | 13 |
| 12,515 | 4,399 | 144 | 19 | 1 | 7,972 | 11,818 | 4,199 | 37 | 18 | 1 | 7,582 | 697 | 200 | 107 | 1 | ... | 390 | 14 |
| 18,613 | 5,942 | 1,061 | 862 | 41 | 11,010 | 13,220 | 4,418 | ... | 640 | ... | 8,802 | 5,393 | 1,524 | 1,061 | 222 | 41 | 2,808 | 15 |
| 10,615 | 3,465 | 1,619 | 657 | 269 | 5,531 | 5,343 | 1,813 | 111 | 401 | 16 | 3,419 | 5,272 | 1,652 | 1,508 | 256 | 253 | 2,112 | 16 |
| 21,784 | 7,105 | 2,591 | 1,124 | 90 | 12,088 | 13,409 | 4,507 | 184 | 927 | 14 | 8,718 | 8,375 | 2,598 | 2,407 | 197 | 76 | 3,370 | 17 |
| 12,808 | 3,697 | 2,055 | 477 | 330 | 6,753 | 7,603 | 2,658 | 279 | 345 | 78 | 4,666 | 5,205 | 1,339 | 1,776 | 132 | 252 | 2,090 | 18 |
| 31,167 | 10,390 | 4,688 | 534 | 59 | 16,096 | 18,267 | 6,854 | 398 | 346 | 4 | 1,015 | 12,900 | 3,536 | 4,290 | 188 | 55 | 5,074 | 19 |
| 26,020 | 8,111 | 2,278 | 1,962 | 214 | 15,455 | 18,140 | 5,987 | 239 | 1,626 | 31 | 11,914 | 7,880 | 2,124 | 2,039 | 336 | 183 | 3,717 | 20 |
| 32,743 | 9,547 | 2,317 | 652 | 42 | 20,879 | 24,825 | 7,663 | 256 | 518 | 18 | 16,906 | 7,918 | 1,884 | 2,061 | 134 | 24 | 3,973 | 21 |
| 26,314 | 8,319 | 2,130 | 1,040 | 72 | 15,865 | 19,146 | 6,136 | ... | 916 | ... | 13,010 | 7,168 | 2,183 | 2,130 | 124 | 72 | 2,855 | 22 |
| 25,576 | 8,660 | 2,075 | 1,332 | 48 | 14,841 | 19,145 | 7,114 | ... | 1,177 | ... | 12,031 | 6,431 | 1,546 | 2,075 | 155 | 48 | 2,810 | 23 |
| 22,702 | 7,474 | 2,271 | 1,009 | 93 | 12,957 | 16,963 | 5,933 | 362 | 869 | 69 | 10,068 | 5,739 | 1,541 | 1,909 | 140 | 24 | 2,289 | 24 |
| 41,134 | 9,793 | 7,317 | 1,431 | 52 | 23,994 | 26,603 | 7,896 | ... | 1,359 | ... | 18,707 | 14,531 | 1,897 | 7,347 | 72 | 52 | 5,287 | 25 |
| 1,462 | 613 | 14 | 26 | ... | 835 | 1,377 | 600 | 8 | 25 | ... | 769 | 85 | 13 | 6 | 1 | ... | 66 | 26 |
| 108,483 | 33,003 | 10,023 | 1,406 | 844 | 59,457 | 70,651 | 24,031 | 145 | 846 | 2 | 46,475 | 37,832 | 8,972 | 15,878 | 560 | 842 | 12,982 | 27 |
| 106 | 23 | 16 | ... | ... | 67 | 88 | 23 | ... | ... | ... | 65 | 18 | ... | 16 | ... | ... | 2 | 28 |
| 20,701 | 6,839 | 3,565 | 727 | 170 | 10,297 | 13,313 | 5,299 | 90 | 637 | 6 | 7,924 | 7,388 | 1,540 | 3,475 | 90 | 164 | 2,373 | 29 |
| *5,168* | *1,789* | *356* | *487* | *89* | *3,023* | *4,360* | *1,581* | *88* | *478* | *9* | *2,711* | *788* | *208* | *268* | *9* | *80* | *312* | |
| 4,561 | 1,600 | 292 | 455 | 82 | 2,669 | 4,109 | 1,505 | 87 | 450 | 9 | 2,517 | 452 | 95 | 205 | 5 | 73 | 152 | 30 |
| 472 | 110 | 64 | 29 | 7 | 298 | 217 | 62 | 1 | 25 | ... | 154 | 255 | 48 | 63 | 4 | 7 | 144 | 31 |
| 135 | 79 | ... | 3 | ... | 50 | 54 | 14 | ... | 3 | ... | 40 | 81 | 65 | ... | ... | ... | 16 | 32 |
| *30,490* | *10,784* | *840* | *137* | *36* | *18,866* | *25,773* | *9,713* | *125* | *65* | *6* | *16,935* | *3,717* | *1,071* | *715* | *72* | *30* | *1,931* | |
| 565 | 211 | 38 | 8 | 16 | 316 | 439 | 167 | ... | 7 | ... | 272 | 126 | 44 | 38 | 1 | 16 | 44 | 1 |
| 3,397 | 1,393 | 57 | 7 | 2 | 1,947 | 1,114 | 1,283 | ... | 4 | ... | 1,831 | 283 | 110 | 57 | 3 | 2 | 116 | 2 |
| 1,657 | 592 | 252 | 65 | 16 | 813 | 971 | 308 | 59 | 5 | 5 | 604 | 686 | 284 | 193 | 60 | 11 | 209 | 3 |
| 438 | 216 | 9 | 3 | ... | 213 | 338 | 168 | ... | 3 | ... | 170 | 100 | 48 | 9 | ... | ... | 43 | 4 |
| 490 | 150 | 14 | 4 | ... | 326 | 416 | 137 | ... | 4 | ... | 279 | 74 | 13 | 14 | ... | ... | 47 | 5 |
| 1,230 | 343 | 51 | 10 | 1 | 835 | 1,038 | 303 | 14 | 10 | ... | 721 | 192 | 40 | 37 | ... | 1 | 115 | 6 |
| 858 | 269 | 24 | 3 | ... | 565 | 764 | 249 | 2 | 3 | ... | 533 | 74 | 20 | 22 | ... | ... | 32 | 7 |
| 12,516 | 4,399 | 144 | 19 | 1 | 7,972 | 11,818 | 4,199 | 37 | 18 | 1 | 7,582 | 697 | 200 | 107 | 1 | ... | 390 | 8 |
| 3,082 | 1,276 | 57 | 9 | ... | 1,749 | 2,806 | 1,210 | ... | 9 | ... | 1,596 | 276 | 66 | 57 | ... | ... | 153 | 9 |
| 1,282 | 439 | 30 | 1 | ... | 813 | 1,197 | 422 | 9 | 1 | ... | 766 | 85 | 17 | 21 | ... | ... | 47 | 10 |
| 579 | 172 | 70 | 7 | ... | 331 | 338 | 121 | 3 | ... | ... | 214 | 241 | 51 | 73 | 7 | ... | 117 | 11 |
| 963 | 355 | 16 | 1 | ... | 592 | 738 | 288 | 1 | 1 | ... | 449 | 225 | 67 | 15 | ... | ... | 143 | 12 |
| 3,434 | 969 | 72 | ... | ... | 2,393 | 2,776 | 858 | ... | ... | ... | 1,918 | 658 | 111 | 72 | ... | ... | 475 | 13 |

This content downloaded from
106.51.163.168 on Wed, 05 Jun 2024 15:15:17 +00:00
All use subject to https://about.jstor.org/terms

# TABLE

## Occupation. Part II.—Details

CLASS B.—SUB-CLASS

Order 9.—

| DISTRICT, STATE OR CITY. | Total Order 9. | | | | | | 38. Forging and rolling of iron and other metals. | | | | | | 39. Plough and agricultural implement makers. | | | | | |
|---|---|---|---|---|---|---|---|---|---|---|---|---|---|---|---|---|---|---|
| | Total workers and dependents. | Actual workers. | | | | Dependents. | Total workers and dependents. | Actual workers. | | | | Dependents. | Total workers and dependents. | Actual workers. | | | | Dependents. |
| | | Total. | | Partially agriculturist. | | | | Total. | | Partially agriculturist. | | | | Total. | | Partially agriculturist. | | |
| | | Males. | Females. | Males. | Females. | | | Males. | Females. | Males. | Females. | | | Males. | Females. | Males. | Females. | |
| | 286 | 287 | 288 | 289 | 290 | 291 | 292 | 293 | 294 | 295 | 296 | 297 | 298 | 299 | 300 | 301 | 302 | 303 |
| **MADRAS** ... | *218,594* | *74,771* | *7,137* | *9,041* | *696* | *136,686* | *2,518* | *845* | *3* | *79* | ... | *1,670* | *2,703* | *571* | *137* | *278* | *17* | *1,995* |
| **(1) British Territory** ... | *216,373* | *73,987* | *7,102* | *8,791* | *691* | *135,284* | *2,518* | *845* | *3* | *79* | ... | *1,670* | *2,666* | *551* | *137* | *266* | *17* | *1,978* |
| 1. Ganjám ... ... | 8,329 | 2,636 | 580 | 401 | 82 | 5,113 | 128 | 55 | ... | 5 | ... | 73 | 108 | 32 | ... | ... | ... | 76 |
| 2. Agency, Ganjám ... | 2,619 | 1,081 | 235 | 64 | 6 | 1,303 | ... | ... | ... | ... | ... | ... | ... | ... | ... | ... | ... | ... |
| 3. Vizagapatam ... ... | 13,660 | 5,390 | 266 | 828 | 16 | 8,004 | 77 | 21 | ... | ... | ... | 56 | 1,078 | 292 | 1 | 242 | ... | 785 |
| 4. Agency, Vizagapatam. | 10,539 | 3,631 | 1,697 | 315 | 104 | 5,211 | ... | ... | ... | ... | ... | ... | 110 | 32 | 19 | 2 | 4 | 59 |
| 5. Gódávari ... ... | 2,786 | 1,034 | 130 | 29 | ... | 1,622 | ... | ... | ... | ... | ... | ... | 125 | 50 | ... | 3 | ... | 75 |
| 6. Agency, Gódávari ... | 764 | 210 | 86 | 24 | 6 | 468 | 9 | 5 | ... | ... | ... | 4 | 13 | 2 | ... | ... | ... | 11 |
| 7. Kistna ... ... | 3,730 | 1,620 | 147 | 105 | 18 | 1,963 | 355 | 206 | ... | 22 | ... | 149 | 9 | 4 | ... | ... | ... | 5 |
| 8. Guntúr ... ... | 4,842 | 2,137 | 191 | 399 | 37 | 2,514 | ... | ... | ... | ... | ... | ... | 232 | 41 | 54 | 6 | 2 | 137 |
| 9. Nellore ... ... | 3,692 | 916 | 467 | 190 | 46 | 2,309 | ... | ... | ... | ... | ... | ... | 178 | 21 | 48 | 4 | ... | 109 |
| 10. Cuddapah ... ... | 2,695 | 855 | 242 | 132 | 51 | 1,598 | ... | ... | ... | ... | ... | ... | 48 | 16 | 15 | 1 | 11 | 17 |
| 11. Kurnool ... ... | 1,576 | 548 | 125 | 119 | 23 | 903 | ... | ... | ... | ... | ... | ... | ... | ... | ... | ... | ... | ... |
| 12. Bellary ... ... | 2,856 | 922 | 119 | 60 | 3 | 1,815 | ... | ... | ... | ... | ... | ... | ... | ... | ... | ... | ... | ... |
| 13. Anantapur ... ... | 2,373 | 798 | 239 | 86 | 52 | 1,336 | ... | ... | ... | ... | ... | ... | 50 | 26 | ... | ... | ... | 24 |
| 14. Madras ... ... | 9,517 | 3,366 | 43 | 4 | ... | 6,168 | 450 | 150 | 3 | ... | ... | 297 | 1 | ... | ... | ... | ... | 1 |
| 15. Chingleput ... ... | 5,526 | 1,544 | 2 | 208 | ... | 3,980 | 109 | 8 | ... | ... | ... | 101 | ... | ... | ... | ... | ... | ... |
| 16. Chittoor ... ... | 4,310 | 1,232 | 168 | 173 | 30 | 2,910 | 18 | 13 | ... | ... | ... | 5 | 12 | 4 | ... | 4 | ... | 8 |
| 17. North Arcot ... | 9,854 | 3,291 | 166 | 752 | 12 | 6,397 | ... | ... | ... | ... | ... | ... | 6 | 4 | ... | 1 | ... | 2 |
| 18. Salem ... ... ... | 7,461 | 2,314 | 325 | 410 | 90 | 4,822 | ... | ... | ... | ... | ... | ... | 47 | 5 | ... | ... | ... | 42 |
| 19. Coimbatore ... ... | 12,604 | 4,412 | 451 | 213 | 6 | 7,741 | 12 | 5 | ... | ... | ... | 7 | 7 | 7 | ... | ... | ... | ... |
| 20. South Arcot ... | 9,781 | 3,193 | 131 | 924 | 19 | 6,457 | ... | ... | ... | ... | ... | ... | 3 | ... | ... | ... | ... | 3 |
| 21. Tanjore ... ... | 14,601 | 4,181 | 148 | 228 | 12 | 10,272 | 25 | 3 | ... | ... | ... | 22 | ... | ... | ... | ... | ... | ... |
| 22. Trichinopoly ... | 9,759 | 3,667 | ... | 572 | ... | 6,092 | 404 | 130 | ... | 2 | ... | 274 | ... | ... | ... | ... | ... | ... |
| 23. Madura ... ... | 13,613 | 4,821 | 2 | 777 | ... | 8,790 | 137 | 15 | ... | 2 | ... | 122 | 628 | 12 | ... | 2 | ... | 616 |
| 24. Rámnád ... ... | 11,971 | 4,309 | 195 | 438 | 40 | 7,467 | 213 | 103 | ... | 22 | ... | 110 | ... | ... | ... | ... | ... | ... |
| 25. Tinnevelly ... ... | 18,398 | 6,657 | 6 | 871 | ... | 11,735 | 572 | 126 | ... | 26 | ... | 446 | 3 | ... | ... | ... | ... | 3 |
| 26. Nilgiris ... ... | 527 | 164 | 27 | 2 | ... | 336 | ... | ... | ... | ... | ... | ... | ... | ... | ... | ... | ... | ... |
| 27. Malabar ... ... | 21,378 | 6,770 | 639 | 164 | 12 | 13,969 | 4 | 1 | ... | ... | ... | 3 | ... | ... | ... | ... | ... | ... |
| 28. Anjengo ... ... | 21 | 6 | ... | ... | ... | 15 | ... | ... | ... | ... | ... | ... | ... | ... | ... | ... | ... | ... |
| 29. South Canara ... | 6,591 | 2,342 | 275 | 213 | 26 | 3,974 | 5 | 4 | ... | ... | ... | 1 | 8 | 3 | ... | 1 | ... | 5 |
| **(2) Feudatory States** ... | *2,221* | *784* | *35* | *250* | *5* | *1,402* | ... | ... | ... | ... | ... | ... | *37* | *20* | ... | *12* | ... | *17* |
| 30. Pudukkóttai ... ... | 2,053 | 719 | 32 | 232 | 4 | 1,302 | ... | ... | ... | ... | ... | ... | 37 | 20 | ... | 12 | ... | 17 |
| 31. Banganapalle ... | 110 | 40 | 3 | 15 | 1 | 67 | ... | ... | ... | ... | ... | ... | ... | ... | ... | ... | ... | ... |
| 32. Sandúr ... ... | 58 | 25 | ... | 3 | ... | 33 | ... | ... | ... | ... | ... | ... | ... | ... | ... | ... | ... | ... |
| **(3) Cities** ... ... | *20,257* | *6,909* | *101* | *69* | ... | *13,247* | *740* | *170* | *3* | ... | ... | *567* | *1* | ... | ... | ... | ... | *1* |
| 1. Bellary ... ... | 612 | 137 | ... | 13 | ... | 475 | ... | ... | ... | ... | ... | ... | ... | ... | ... | ... | ... | ... |
| 2. Calicut ... ... | 699 | 398 | ... | 2 | ... | 300 | ... | ... | ... | ... | ... | ... | ... | ... | ... | ... | ... | ... |
| 3. Cocanada ... ... | 563 | 193 | 1 | 4 | ... | 369 | ... | ... | ... | ... | ... | ... | ... | ... | ... | ... | ... | ... |
| 4. Coimbatore ... ... | 493 | 187 | 11 | 5 | ... | 295 | ... | ... | ... | ... | ... | ... | ... | ... | ... | ... | ... | ... |
| 5. Conjeeveram ... | 519 | 147 | ... | 5 | ... | 372 | 51 | 1 | ... | ... | ... | 50 | ... | ... | ... | ... | ... | ... |
| 6. Cuddalore ... ... | 222 | 64 | 7 | 3 | ... | 151 | ... | ... | ... | ... | ... | ... | ... | ... | ... | ... | ... | ... |
| 7. Kumbakónam ... ... | 3,177 | 1,088 | 8 | 12 | ... | 2,081 | ... | ... | ... | ... | ... | ... | ... | ... | ... | ... | ... | ... |
| 8. Madras ... ... | 9,517 | 3,306 | 43 | 4 | ... | 6,168 | 450 | 150 | 3 | ... | ... | 297 | 1 | ... | ... | ... | ... | 1 |
| 9. Madura ... ... | 1,980 | 743 | ... | 8 | ... | 1,237 | 127 | 8 | ... | ... | ... | 119 | ... | ... | ... | ... | ... | ... |
| 10. Negapatam ... ... | 566 | 157 | 23 | ... | ... | 386 | 18 | ... | ... | ... | ... | 18 | ... | ... | ... | ... | ... | ... |
| 11. Salem ... ... ... | 357 | 103 | 4 | 9 | ... | 250 | ... | ... | ... | ... | ... | ... | ... | ... | ... | ... | ... | ... |
| 12. Tanjore ... ... | 666 | 207 | 4 | 2 | ... | 455 | ... | ... | ... | ... | ... | ... | ... | ... | ... | ... | ... | ... |
| 13. Trichinopoly ... | 887 | 179 | ... | 2 | ... | 708 | 94 | 11 | ... | ... | ... | 83 | ... | ... | ... | ... | ... | ... |

This content downloaded from
106.51.163.168 on Wed, 05 Jun 2024 15:15:17 +00:00
All use subject to https://about.jstor.org/terms

# XV-A.

## for Districts, etc.—*continued.*

INDUSTRY—*cont.*

Metals.

| 40. Makers of arms, guns, etc. | | | | | | 41. Other workers in iron and makers of implements and tools, principally or exclusively of iron. | | | | | | 42. Workers in brass, copper and bell metal. | | | | | | |
|---|---|---|---|---|---|---|---|---|---|---|---|---|---|---|---|---|---|---|
| Total workers and dependents. | Actual workers. | | | | Dependents. | Total workers and dependents. | Actual workers. | | | | Dependents. | Total workers and dependents. | Actual workers. | | | | Dependents. | NUMBER. |
| | Total. | | Partially agricul-turist. | | | | Total. | | Partially agricul-turist. | | | | Total. | | Partially agricul-turist. | | | |
| | Males. | Females. | Males. | Females. | | | Males. | Females. | Males. | Females. | | | Males. | Females. | Males. | Females. | | |
| 304 | 305 | 306 | 307 | 308 | 309 | 310 | 311 | 312 | 313 | 314 | 315 | 316 | 317 | 318 | 319 | 320 | 321 | |
| ***676*** | ***212*** | ***5*** | ***3*** | | ***459*** | ***158,072*** | ***53,511*** | ***5,584*** | ***7,446*** | ***607*** | ***98,977*** | ***41,871*** | ***14,793*** | ***1,100*** | ***1,009*** | ***59*** | ***25,978*** | |
| ***676*** | ***212*** | ***5*** | ***3*** | | ***459*** | ***156,365*** | ***52,882*** | ***5,555*** | ***7,215*** | ***604*** | ***97,928*** | ***41,435*** | ***14,672*** | ***1,095*** | ***1,002*** | ***57*** | ***25,668*** | |
| ... | ... | ... | ... | ... | ... | 4,617 | 1,502 | 261 | 411 | 78 | 2,854 | 3,456 | 1,039 | 319 | 75 | 4 | 2,098 | 1 |
| ... | ... | ... | ... | ... | ... | 1,786 | 639 | 163 | 33 | 4 | 984 | 833 | 442 | 72 | 31 | 2 | 310 | 2 |
| ... | ... | ... | ... | ... | ... | 8,729 | 3,815 | 205 | 335 | 16 | 4,709 | 3,543 | 1,182 | 20 | 190 | ... | 2,341 | 3 |
| ... | ... | ... | ... | ... | ... | 9,346 | 3,080 | 1,591 | 279 | 99 | 4,675 | 1,010 | 181 | 87 | 27 | 1 | 442 | 4 |
| 6 | 3 | ... | ... | ... | 3 | 1,199 | 347 | 80 | 21 | ... | 772 | 960 | 414 | 16 | 1 | ... | 530 | 5 |
| ... | ... | ... | ... | ... | ... | 684 | 185 | 74 | 23 | 6 | 425 | 30 | 12 | 7 | ... | ... | 11 | 6 |
| 1 | 1 | ... | ... | ... | ... | 2,067 | 778 | 121 | 48 | 17 | 1,168 | 982 | 504 | 10 | 35 | ... | 468 | 7 |
| ... | ... | ... | ... | ... | ... | 3,081 | 1,420 | 131 | 328 | 34 | 1,530 | 1,119 | 501 | 5 | 60 | 1 | 613 | 8 |
| ... | ... | ... | ... | ... | ... | 2,676 | 634 | 383 | 134 | 45 | 1,059 | 344 | 109 | 28 | 16 | ... | 207 | 9 |
| ... | ... | ... | ... | ... | ... | 1,393 | 356 | 87 | 49 | 15 | 950 | 1,087 | 426 | 129 | 72 | 25 | 532 | 10 |
| ... | ... | ... | ... | ... | ... | 1,308 | 439 | 97 | 100 | 23 | 772 | 58 | 34 | ... | 19 | ... | 24 | 11 |
| ... | ... | ... | ... | ... | ... | 2,129 | 568 | 90 | 60 | 3 | 1,471 | 280 | 116 | 23 | ... | ... | 141 | 12 |
| ... | ... | ... | ... | ... | ... | 2,067 | 686 | 223 | 85 | 52 | 1,158 | 55 | 11 | 11 | 1 | ... | 33 | 13 |
| 642 | 202 | 5 | 1 | ... | 435 | 4,550 | 1,657 | 15 | 2 | ... | 2,878 | 1,407 | 401 | 7 | ... | ... | 999 | 14 |
| 1 | ... | ... | ... | ... | 1 | 4,562 | 1,271 | ... | 195 | ... | 3,291 | 494 | 137 | 2 | 12 | ... | 355 | 15 |
| ... | ... | ... | ... | ... | ... | 3,079 | 915 | 147 | 165 | 24 | 2,017 | 1,030 | 278 | 9 | 2 | ... | 743 | 16 |
| ... | ... | ... | ... | ... | ... | 7,555 | 2,487 | 117 | 704 | 4 | 4,951 | 1,719 | 620 | 38 | 33 | 8 | 1,061 | 17 |
| 22 | 3 | ... | 2 | ... | 19 | 6,170 | 1,894 | 297 | 381 | 81 | 3,979 | 896 | 290 | 24 | 17 | 8 | 582 | 18 |
| ... | ... | ... | ... | ... | ... | 9,008 | 2,797 | 388 | 168 | 6 | 5,823 | 2,639 | 1,095 | 46 | 29 | ... | 1 498 | 19 |
| ... | ... | ... | ... | ... | ... | 8.435 | 2,661 | 107 | 881 | 18 | 5,667 | 903 | 363 | 18 | 35 | 1 | 522 | 20 |
| ... | ... | ... | ... | ... | ... | 10,635 | 3,063 | 79 | 193 | 10 | 7,493 | 2,995 | 859 | 38 | 28 | ... | 2,088 | 21 |
| ... | ... | ... | ... | ... | ... | 7,596 | 2,900 | ... | 500 | ... | 4,696 | 1,324 | 509 | ... | 58 | ... | 815 | 22 |
| ... | ... | ... | ... | ... | ... | 9,820 | 3,648 | ... | 659 | ... | 6,172 | 2,613 | 946 | ... | 102 | ... | 1,667 | 23 |
| ... | ... | ... | ... | ... | ... | 8,999 | 3,030 | 175 | 377 | 35 | 5,794 | 2,378 | 1,041 | 15 | 35 | 5 | 1,322 | 24 |
| ... | ... | ... | ... | ... | ... | 13,453 | 5,134 | ... | 754 | ... | 8,319 | 3,764 | 1,087 | ... | 79 | ... | 2,677 | 25 |
| 3 | 2 | ... | ... | ... | 1 | 393 | 125 | 7 | 2 | ... | 261 | ... | ... | ... | ... | ... | ... | 26 |
| ... | ... | ... | ... | ... | ... | 17,009 | 5,446 | 494 | 146 | 8 | 11,069 | 3,671 | 1,108 | 134 | 17 | 2 | 2,429 | 27 |
| ... | ... | ... | ... | ... | ... | 19 | 5 | ... | ... | ... | 14 | ... | ... | ... | ... | ... | ... | 28 |
| 1 | 1 | ... | ... | ... | ... | 4,000 | 1,400 | 223 | 182 | 26 | 2,377 | 1,845 | 667 | 37 | 28 | ... | 1,141 | 29 |
| ... | ... | ... | ... | ... | ... | ***1,707*** | ***629*** | ***29*** | ***231*** | ***3*** | ***1,049*** | ***436*** | ***121*** | ***5*** | ***7*** | ***2*** | ***310*** | |
| ... | ... | ... | ... | ... | ... | 1,564 | 571 | 26 | 213 | 2 | 967 | 417 | 115 | 5 | 7 | 2 | 297 | 30 |
| ... | ... | ... | ... | ... | ... | 91 | 34 | 3 | 15 | 1 | 54 | 19 | 6 | ... | ... | ... | 13 | 31 |
| ... | ... | ... | ... | ... | ... | 52 | 24 | ... | 3 | ... | 28 | ... | ... | ... | ... | ... | ... | 32 |
| ***642*** | ***202*** | ***5*** | ***1*** | ... | ***435*** | ***11,840*** | ***4,048*** | ***64*** | ***46*** | ... | ***7,728*** | ***3,467*** | ***1,203*** | ***10*** | ***12*** | ... | ***2,254*** | |
| ... | ... | ... | ... | ... | ... | 505 | 111 | ... | 13 | ... | 394 | 15 | 3 | ... | ... | ... | 12 | 1 |
| ... | ... | ... | ... | ... | ... | 373 | 269 | ... | ... | ... | 104 | 111 | 78 | ... | 2 | ... | 33 | 2 |
| ... | ... | ... | ... | ... | ... | 456 | 152 | ... | 4 | ... | 304 | 40 | 16 | ... | ... | ... | 24 | 3 |
| ... | ... | ... | ... | ... | ... | 352 | 107 | 10 | 4 | ... | 235 | 72 | 44 | ... | ... | ... | 28 | 4 |
| ... | ... | ... | ... | ... | ... | 204 | 56 | ... | 4 | ... | 148 | 182 | 67 | ... | 1 | ... | 115 | 5 |
| ... | ... | ... | ... | ... | ... | 176 | 55 | 3 | 3 | ... | 118 | 20 | 4 | 1 | ... | ... | 15 | 6 |
| ... | ... | ... | ... | ... | ... | 2,723 | 871 | 5 | 10 | ... | 1,847 | 338 | 169 | 2 | 2 | ... | 167 | 7 |
| 642 | 202 | 5 | 1 | ... | 435 | 4,550 | 1,657 | 15 | 2 | ... | 2,878 | 1,407 | 401 | 7 | ... | ... | 999 | 8 |
| ... | ... | ... | ... | ... | ... | 981 | 396 | ... | 4 | ... | 585 | 794 | 288 | ... | 4 | ... | 506 | 9 |
| ... | ... | ... | ... | ... | ... | 406 | 111 | 23 | ... | ... | 272 | 40 | 7 | ... | ... | ... | 33 | 10 |
| ... | ... | ... | ... | ... | ... | 155 | 23 | 4 | 1 | ... | 128 | 68 | 23 | ... | ... | ... | 45 | 11 |
| ... | ... | ... | ... | ... | ... | 504 | 165 | 4 | 1 | ... | 335 | 99 | 23 | ... | 1 | ... | 76 | 12 |
| ... | ... | ... | ... | ... | ... | 455 | 75 | ... | ... | ... | 380 | 281 | 80 | ... | 2 | ... | 201 | 13 |



This content downloaded from
106.51.163.168 on Wed, 05 Jun 2024 15:15:17 +00:00
All use subject to https://about.jstor.org/terms

Order 9.—Metals—*concld.*

| DISTRICT, STATE OR CITY. | 43. Workers in other metals (tin, zinc, lead, quick-silver, etc.) | | | | | | 44. Workers in mints, die-sinkers, etc. | | | | | | Total Order 10. | | | | | |
|---|---|---|---|---|---|---|---|---|---|---|---|---|---|---|---|---|---|---|
| | Total workers and dependents. | Actual workers. | | | | Dependents. | Total workers and dependents. | Actual workers. | | | | Dependents. | Total workers and dependents. | Actual workers. | | | | Dependents. |
| | | Total. | | Partially agricul-turist. | | | | Total. | | Partially agricul-turist. | | | | Total. | | Partially agricul-turist. | | |
| | | Males. | Females. | Males. | Females. | | | Males. | Females. | Males. | Females. | | | Males. | Females. | Males. | Females. | |
| | 322 | 323 | 324 | 325 | 326 | 327 | 328 | 329 | 330 | 331 | 332 | 333 | 334 | 335 | 336 | 337 | 338 | 339 |
| **MADRAS** ... | *12,601* | *4,797* | *308* | *226* | *13* | *7,496* | *153* | *42* | ... | ... | ... | *111* | *249,413* | *85,674* | *48,521* | *15,135* | *5,180* | *115,218* |
| **(1) British Territory** ... | *12,560* | *4,783* | *307* | *226* | *13* | *7,470* | *153* | *42* | ... | ... | ... | *111* | *247,383* | *85,147* | *47,799* | *14,894* | *4,944* | *114,437* |
| 1. Ganjám ... ... | 20 | 8 | ... | ... | ... | 12 | ... | ... | ... | ... | ... | ... | 13,165 | 4,412 | 3,498 | 1,406 | 516 | 5,255 |
| 2. Agency, Ganjám ... | ... | ... | ... | ... | ... | ... | ... | ... | ... | ... | ... | ... | 1,943 | 526 | 555 | 126 | 28 | 862 |
| 3. Vizagapatam ... ... | 233 | 80 | 40 | 61 | ... | 113 | ... | ... | ... | ... | ... | ... | 9,272 | 2,879 | 2,660 | 257 | 240 | 3,733 |
| 4. Agency, Vizagapatam. | 73 | 38 | ... | 7 | ... | 35 | ... | ... | ... | ... | ... | ... | 4,721 | 1,503 | 1,156 | 217 | 155 | 2,062 |
| 5. Gódávari ... ... | 496 | 220 | 34 | 4 | ... | 242 | ... | ... | ... | ... | ... | ... | 9,788 | 3,741 | 1,512 | 473 | 114 | 4,535 |
| 6. Agency, Gódávari ... | 28 | 6 | 5 | 1 | ... | 17 | ... | ... | ... | ... | ... | ... | 674 | 256 | 74 | 41 | 4 | 344 |
| 7. Kistna ... ... | 316 | 127 | 16 | ... | 1 | 173 | ... | ... | ... | ... | ... | ... | 12,185 | 4,139 | 1,572 | 1,048 | 171 | 6,474 |
| 8. Guntúr ... ... | 410 | 175 | 1 | 5 | ... | 234 | ... | ... | ... | ... | ... | ... | 13,153 | 4,443 | 2,005 | 1,237 | 263 | 6,705 |
| 9. Nellore ... ... | 494 | 152 | 8 | 36 | 1 | 334 | ... | ... | ... | ... | ... | ... | 12,651 | 4,811 | 2,086 | 1,222 | 164 | 5,754 |
| 10. Cuddapah ... ... | 167 | 57 | 11 | 10 | ... | 99 | ... | ... | ... | ... | ... | ... | 7,283 | 2,486 | 1,462 | 778 | 242 | 3,341 |
| 11. Kurnool ... ... | 210 | 75 | 28 | ... | ... | 107 | ... | ... | ... | ... | ... | ... | 4,325 | 1,604 | 954 | 437 | 150 | 1,767 |
| 12. Bellary ... ... | 400 | 238 | 6 | ... | ... | 156 | 47 | ... | ... | ... | ... | 47 | 3,531 | 891 | 747 | 208 | 50 | 1,883 |
| 13. Anantapur ... ... | 201 | 75 | 5 | ... | ... | 121 | ... | ... | ... | ... | ... | ... | 5,620 | 1,872 | 1,073 | 336 | 161 | 2,675 |
| 14. Madras ... ... | 2,464 | 894 | 13 | 1 | ... | 1,557 | 3 | 2 | ... | ... | ... | 1 | 1,463 | 470 | 183 | 4 | 1 | 810 |
| 15. Chingleput ... ... | 356 | 124 | ... | 1 | ... | 232 | 4 | 4 | ... | ... | ... | ... | 9,945 | 3,154 | 1,490 | 380 | 24 | 5,301 |
| 16. Chittoor ... ... | 171 | 22 | 12 | 2 | 6 | 137 | ... | ... | ... | ... | ... | ... | 8,625 | 3,170 | 1,454 | 976 | 197 | 4,001 |
| 17. North Arcot ... | 574 | 180 | 11 | 14 | ... | 383 | ... | ... | ... | ... | ... | ... | 10,340 | 3,480 | 1,746 | 750 | 130 | 5,114 |
| 18. Salem ... ... ... | 326 | 122 | 4 | 10 | 1 | 200 | ... | ... | ... | ... | ... | ... | 9,148 | 3,058 | 1,819 | 388 | 356 | 4,271 |
| 19. Coimbatore ... ... | 936 | 508 | 17 | 16 | ... | 411 | 2 | ... | ... | ... | ... | 2 | 18,997 | 6,294 | 3,606 | 365 | 50 | 9,097 |
| 20. South Arcot ... ... | 440 | 169 | 6 | 8 | ... | 265 | ... | ... | ... | ... | ... | ... | 10,623 | 3,351 | 1,539 | 1,002 | 252 | 5,733 |
| 21. Tanjore ... ... | 928 | 250 | 31 | 7 | 2 | 647 | 18 | 6 | ... | ... | ... | 12 | 12,997 | 4,167 | 2,451 | 463 | 43 | 3,379 |
| 22. Trichinopoly ... | 396 | 107 | ... | 12 | ... | 289 | 39 | 21 | ... | ... | ... | 18 | 12,112 | 3,753 | 3,467 | 448 | 774 | 4,892 |
| 23. Madura ... ... | 409 | 197 | 2 | 12 | ... | 210 | 6 | 3 | ... | ... | ... | 3 | 11,208 | 3,800 | 2,514 | 503 | 221 | 4,894 |
| 24. Ramnad ... ... | 381 | 135 | 5 | 4 | ... | 241 | ... | ... | ... | ... | ... | ... | 9,949 | 4,363 | 1,940 | 805 | 193 | 3,646 |
| 25. Tinnevelly ... ... | 606 | 310 | 6 | 12 | ... | 290 | ... | ... | ... | ... | ... | ... | 8,868 | 3,521 | 1,863 | 423 | 45 | 3,484 |
| 26. Nilgiris ... ... | 131 | 37 | 20 | ... | ... | 74 | ... | ... | ... | ... | ... | ... | 157 | 51 | 29 | 3 | ... | 77 |
| 27. Malabar ... ... | 682 | 214 | 11 | 1 | 2 | 457 | 12 | 1 | ... | ... | ... | 11 | 14,734 | 5,176 | 2,198 | 184 | 30 | 7,360 |
| 28. Anjengo ... ... | 2 | 1 | ... | ... | ... | 1 | ... | ... | ... | ... | ... | ... | ... | ... | ... | ... | ... | ... |
| 29. South Canara ... | 710 | 262 | 15 | 2 | ... | 433 | 22 | 5 | ... | ... | ... | 17 | 9,906 | 3,782 | 2,146 | 414 | 370 | 3,978 |
| **(2) Feudatory States** ... | *41* | *14* | *1* | ... | ... | *26* | ... | ... | ... | ... | ... | ... | *2,030* | *527* | *722* | *241* | *236* | *781* |
| 30. Pudukóttai ... ... | 35 | 13 | 1 | ... | ... | 21 | ... | ... | ... | ... | ... | ... | 1,729 | 405 | 678 | 195 | 232 | 646 |
| 31. Banganapalle ... | ... | ... | ... | ... | ... | ... | ... | ... | ... | ... | ... | ... | 251 | 106 | 33 | 46 | 4 | 112 |
| 32. Sandúr ... ... | 6 | 1 | ... | ... | ... | 5 | ... | ... | ... | ... | ... | ... | 50 | 16 | 11 | ... | ... | 23 |
| **(3) Cities** ... ... | *3,562* | *1,284* | *19* | *10* | ... | *2,259* | *5* | *2* | ... | ... | ... | *3* | *6,620* | *2,622* | *698* | *79* | *5* | *3,360* |
| 1. Bellary ... ... | 92 | 23 | ... | ... | ... | 69 | ... | ... | ... | ... | ... | ... | 120 | 28 | 4 | 7 | ... | 88 |
| 2. Calicut ... ... | 214 | 51 | ... | ... | ... | 163 | ... | ... | ... | ... | ... | ... | 161 | 50 | 3 | ... | ... | 108 |
| 3. Cocanada ... ... | 67 | 25 | 1 | ... | ... | 41 | ... | ... | ... | ... | ... | ... | 354 | 175 | 8 | 6 | 3 | 170 |
| 4. Coimbatore ... ... | 69 | 36 | 1 | 1 | ... | 32 | ... | ... | ... | ... | ... | ... | 1,066 | 615 | 25 | 87 | ... | 426 |
| 5. Conjeeveram ... ... | 82 | 23 | ... | ... | ... | 59 | ... | ... | ... | ... | ... | ... | 291 | 59 | 31 | 2 | ... | 201 |
| 6. Cuddalore ... ... | 26 | 5 | 3 | ... | ... | 18 | ... | ... | ... | ... | ... | ... | 398 | 140 | 53 | 4 | 1 | 205 |
| 7. Kumbakónam ... ... | 116 | 48 | 1 | ... | ... | 67 | ... | ... | ... | ... | ... | ... | 166 | 88 | 5 | 1 | ... | 73 |
| 8. Madras ... ... | 2,464 | 894 | 13 | 1 | ... | 1,557 | 3 | 2 | ... | ... | ... | 1 | 1,463 | 470 | 183 | 4 | 1 | 810 |
| 9. Madura ... ... | 78 | 51 | ... | ... | ... | 27 | ... | ... | ... | ... | ... | ... | 1,309 | 509 | 173 | 8 | ... | 627 |
| 10. Negapatam ... ... | 102 | 39 | ... | ... | ... | 63 | ... | ... | ... | ... | ... | ... | 54 | 7 | 8 | ... | ... | 39 |
| 11. Salem ... ... ... | 134 | 57 | ... | ... | ... | 77 | ... | ... | ... | ... | ... | ... | 263 | 82 | 49 | 1 | ... | 132 |
| 12. Tanjore ... ... | 61 | 19 | ... | ... | ... | 42 | 2 | ... | ... | ... | ... | 2 | 391 | 130 | 106 | 7 | ... | 155 |
| 13. Trichinopoly ... | 57 | 13 | ... | ... | ... | 44 | ... | ... | ... | ... | ... | ... | 584 | 269 | 49 | 2 | ... | 266 |

This content downloaded from
106.51.163.168 on Wed, 05 Jun 2024 15:15:17 +00:00
All use subject to https://about.jstor.org/terms

# XV-A.

## for Districts, etc.—*continued.*

INDUSTRY—*cont.*

### Order 10.—Ceramics.

| 45. Makers of glass and crystal ware. | | | | | | 46. Makers of porcelain and crockery. | | | | | | 47. Potters and earthen pipe and bowl makers. | | | | | | |
|---|---|---|---|---|---|---|---|---|---|---|---|---|---|---|---|---|---|---|
| Total workers and dependents. | Actual workers. | | | | Dependents. | Total workers and dependents. | Actual workers. | | | | Dependents. | Total workers and dependents. | Actual workers. | | | | Dependents. | NUMBER. |
| | Total. | | Partially agriculturist. | | | | Total. | | Partially agriculturist. | | | | Total. | | Partially agriculturist. | | | |
| | Males. | Females. | Males. | Females. | | | Males. | Females. | Males. | Females. | | | Males. | Females. | Males. | Females. | | |
| 340 | 341 | 342 | 343 | 344 | 345 | 346 | 347 | 348 | 349 | 350 | 351 | 352 | 353 | 354 | 355 | 356 | 357 | |
| *1,389* | *486* | *124* | *59* | *14* | *779* | *201* | *88* | *7* | ... | ... | *106* | *224,053* | *75,707* | *44,878* | *14,446* | *5,058* | *103,468* | |
| *1,385* | *482* | *124* | *59* | *14* | *779* | *201* | *88* | *7* | | ... | *106* | *222,342* | *75,301* | *44,239* | *14,234* | *4,823* | *102,802* | |
| 222 | 102 | 14 | 4 | ... | 106 | ... | ... | ... | ... | ... | ... | 12,372 | 4,279 | 3,482 | 1,395 | 516 | 5,111 | 1 |
| ... | ... | ... | ... | ... | ... | ... | ... | ... | ... | ... | ... | 1,943 | 526 | 555 | 126 | 28 | 862 | 2 |
| ... | ... | ... | ... | ... | ... | ... | ... | ... | ... | ... | ... | 9,216 | 2,864 | 2,653 | 256 | 238 | 3,699 | 3 |
| ... | ... | ... | ... | ... | ... | ... | ... | ... | ... | ... | ... | 4,684 | 1,495 | 1,148 | 217 | 153 | 2,041 | 4 |
| 167 | 27 | 67 | 3 | 10 | 73 | ... | ... | ... | ... | ... | ... | 8,969 | 3,471 | 1,254 | 443 | 90 | 4,244 | 5 |
| ... | ... | ... | ... | ... | ... | ... | ... | ... | ... | ... | ... | 613 | 231 | 74 | 39 | 4 | 308 | 6 |
| 4 | 2 | ... | ... | ... | 2 | ... | ... | ... | ... | ... | ... | 11,543 | 3,917 | 1,505 | 1,028 | 163 | 6,121 | 7 |
| 11 | ... | 3 | ... | ... | 8 | ... | ... | ... | ... | ... | ... | 12,385 | 4,055 | 1,889 | 1,223 | 260 | 6,441 | 8 |
| ... | ... | ... | ... | ... | ... | ... | ... | ... | ... | ... | ... | 10,590 | 3,965 | 1,453 | 1,064 | 158 | 5,172 | 9 |
| ... | ... | ... | ... | ... | ... | ... | ... | ... | ... | ... | ... | 6,954 | 2,444 | 1,249 | 758 | 230 | 3,261 | 10 |
| ... | ... | ... | ... | ... | ... | ... | ... | ... | ... | ... | ... | 4,313 | 1,599 | 953 | 434 | 150 | 1,761 | 11 |
| 72 | 21 | 2 | 3 | ... | 46 | ... | ... | ... | ... | ... | ... | 3,406 | 864 | 733 | 205 | 44 | 1,809 | 12 |
| 88 | 10 | 26 | 6 | ... | 52 | ... | ... | ... | ... | ... | ... | 5,223 | 1,796 | 953 | 324 | 154 | 2,474 | 13 |
| 193 | 63 | 4 | 1 | ... | 126 | 136 | 73 | 7 | ... | ... | 56 | 687 | 208 | 84 | ... | ... | 395 | 14 |
| 20 | 9 | ... | ... | ... | 11 | ... | ... | ... | ... | ... | ... | 8,291 | 2,542 | 1,128 | 352 | 24 | 4,621 | 15 |
| 158 | 88 | ... | 38 | ... | 70 | 2 | 2 | ... | ... | ... | ... | 7,625 | 2,771 | 1,284 | 881 | 175 | 3,570 | 16 |
| 31 | 1 | 6 | ... | 4 | 24 | ... | ... | ... | ... | ... | ... | 9,631 | 3,264 | 1,631 | 745 | 123 | 4,736 | 17 |
| ... | ... | ... | ... | ... | ... | ... | ... | ... | ... | ... | ... | 8,756 | 2,925 | 1,788 | 355 | 353 | 4,043 | 18 |
| 71 | 17 | 1 | ... | ... | 53 | ... | ... | ... | ... | ... | ... | 16,423 | 6,103 | 3,550 | 355 | 49 | 8,770 | 19 |
| 6 | 5 | ... | 2 | ... | 1 | ... | ... | ... | ... | ... | ... | 10,171 | 3,172 | 1,508 | 972 | 251 | 5,491 | 20 |
| 20 | 10 | ... | ... | ... | 10 | 4 | 4 | ... | ... | ... | ... | 11,883 | 3,732 | 2,311 | 449 | 42 | 5,840 | 21 |
| ... | ... | ... | ... | ... | ... | ... | ... | ... | ... | ... | ... | 10,960 | 3,377 | 3,327 | 428 | 774 | 4,256 | 22 |
| 212 | 96 | ... | 2 | ... | 116 | ... | ... | ... | ... | ... | ... | 10,061 | 3,269 | 2,459 | 490 | 221 | 4,333 | 23 |
| 34 | 14 | ... | ... | ... | 20 | ... | ... | ... | ... | ... | ... | 9,115 | 3,990 | 1,864 | 802 | 192 | 3,261 | 24 |
| 70 | 16 | ... | ... | ... | 54 | 46 | 4 | ... | ... | ... | 42 | 8,288 | 3,309 | 1,797 | 399 | 43 | 3,182 | 25 |
| ... | ... | ... | ... | ... | ... | 3 | ... | ... | ... | ... | 3 | 23 | ... | 23 | ... | ... | ... | 26 |
| ... | ... | ... | ... | ... | ... | 10 | 5 | ... | ... | ... | 5 | 10,315 | 3,447 | 1,892 | 138 | 30 | 4,976 | 27 |
| ... | ... | ... | ... | ... | ... | ... | ... | ... | ... | ... | ... | ... | ... | ... | ... | ... | ... | 28 |
| 6 | 1 | 1 | ... | ... | 4 | ... | ... | ... | ... | ... | ... | 5,402 | 1,686 | 1,692 | 356 | 358 | 2,024 | 29 |
| *4* | *4* | ... | ... | ... | ... | ... | ... | ... | ... | ... | ... | *1,711* | *406* | *639* | *212* | *235* | *666* | |
| *4* | *4* | ... | ... | ... | ... | ... | ... | ... | ... | ... | ... | 1,410 | 284 | 595 | 166 | 231 | 531 | 30 |
| ... | ... | ... | ... | ... | ... | ... | ... | ... | ... | ... | ... | 251 | 106 | 33 | 46 | 4 | 112 | 31 |
| ... | ... | ... | ... | ... | ... | ... | ... | ... | ... | ... | ... | 50 | 16 | 11 | ... | ... | 23 | 32 |
| *362* | *159* | *4* | *3* | ... | *199* | *146* | *78* | *7* | ... | ... | *61* | *4,813* | *1,878* | *554* | *63* | *4* | *2,381* | |
| ... | ... | ... | ... | ... | ... | ... | ... | ... | ... | ... | ... | 119 | 27 | 4 | 7 | ... | 88 | 1 |
| ... | ... | ... | ... | ... | ... | 10 | 5 | ... | ... | ... | 5 | 13 | 4 | ... | ... | ... | 9 | 2 |
| ... | ... | ... | ... | ... | ... | ... | ... | ... | ... | ... | ... | 354 | 175 | 9 | 6 | 3 | 170 | 3 |
| 23 | 3 | ... | ... | ... | 20 | ... | ... | ... | ... | ... | ... | 984 | 586 | ... | 31 | ... | 398 | 4 |
| ... | ... | ... | ... | ... | ... | ... | ... | ... | ... | ... | ... | 278 | 55 | 31 | 2 | ... | 192 | 5 |
| ... | ... | ... | ... | ... | ... | ... | ... | ... | ... | ... | ... | 354 | 129 | 47 | 3 | 1 | 178 | 6 |
| ... | ... | ... | ... | ... | ... | ... | ... | ... | ... | ... | ... | 126 | 63 | 5 | ... | ... | 58 | 7 |
| 193 | 63 | 4 | 1 | ... | 126 | 136 | 73 | 7 | ... | ... | 56 | 687 | 208 | 84 | ... | ... | 395 | 8 |
| 146 | 93 | ... | 2 | ... | 53 | ... | ... | ... | ... | ... | ... | 864 | 258 | 171 | 4 | ... | 435 | 9 |
| ... | ... | ... | ... | ... | ... | ... | ... | ... | ... | ... | ... | 54 | 7 | 8 | ... | ... | 39 | 10 |
| ... | ... | ... | ... | ... | ... | ... | ... | ... | ... | ... | ... | 226 | 75 | 41 | 1 | ... | 110 | 11 |
| ... | ... | ... | ... | ... | ... | ... | ... | ... | ... | ... | ... | 388 | 130 | 105 | 7 | ... | 153 | 12 |
| ... | ... | ... | ... | ... | ... | ... | ... | ... | ... | ... | ... | 386 | 161 | 49 | 2 | ... | 156 | 13 |

This content downloaded from
106.51.163.168 on Wed, 05 Jun 2024 15:15:17 +00:00
All use subject to https://about.jstor.org/terms

# TABLE

## Occupation. Part II.—Details

CLASS B: SUB-CLASS III.—

### Order 10.—Ceramics—*concld.*

| DISTRICT, STATE OR CITY. | 48. Brick and tile makers. | | | | | | 49. Others (mosaic, talc, mica, alabaster, etc., workers). | | | | | | Total Order 11. | | | | | |
|---|---|---|---|---|---|---|---|---|---|---|---|---|---|---|---|---|---|---|
| | Total workers and dependents. | Actual workers. | | | | Dependents. | Total workers and dependents. | Actual workers. | | | | Dependents. | Total workers and dependents. | Actual workers. | | | | Dependents. |
| | | Total. | | Partially agriculturist. | | | | Total. | | Partially agriculturist. | | | | Total. | | Partially agriculturist. | | |
| | | Males. | Females. | Males. | Females. | | | Males. | Females. | Males. | Females. | | | Males. | Females. | Males. | Females. | |
| | 358 | 359 | 360 | 361 | 362 | 363 | 364 | 365 | 366 | 367 | 368 | 369 | 370 | 371 | 372 | 373 | 374 | 375 |
| **MADRAS** | *21,545* | *8,549* | *2,880* | *494* | *102* | *10,116* | *2,225* | *844* | *632* | *136* | *6* | *749* | *61,162* | *20,696* | *8,241* | *3,062* | *917* | *32,225* |
| (1) British Territory | *21,230* | *8,432* | *2,797* | *465* | *101* | *10,001* | *2,225* | *844* | *632* | *136* | *6* | *749* | *60,823* | *20,614* | *8,189* | *3,061* | *917* | *32,020* |
| 1. Ganjam | 71 | 31 | 2 | 7 | ... | 38 | ... | ... | ... | ... | ... | ... | 4,815 | 1,303 | 632 | 381 | 41 | 2,880 |
| 2. Agency, Ganjam | ... | ... | ... | ... | ... | ... | ... | ... | ... | ... | ... | ... | 660 | 115 | 161 | 30 | 2 | 384 |
| 3. Vizagapatam | 56 | 15 | 7 | 1 | 2 | 34 | ... | ... | ... | ... | ... | ... | 6,568 | 2,528 | 1,511 | 513 | 227 | 2,529 |
| 4. Agency, Vizagapatam | 37 | 8 | 8 | ... | 2 | 21 | ... | ... | ... | ... | ... | ... | 136 | 88 | 5 | 3 | ... | 43 |
| 5. Gódávari | 652 | 243 | 191 | 27 | 14 | 218 | ... | ... | ... | ... | ... | ... | 3,002 | 1,074 | 361 | 73 | 17 | 1,567 |
| 6. Agency, Gódávari | 61 | 25 | ... | 3 | ... | 36 | ... | ... | ... | ... | ... | ... | 84 | 16 | 6 | 3 | ... | 62 |
| 7. Kistna | 638 | 220 | 67 | 20 | 8 | 351 | ... | ... | ... | ... | ... | ... | 1,944 | 553 | 141 | 97 | 16 | 1,250 |
| 8. Guntúr | 757 | 388 | 113 | 14 | 3 | 256 | ... | ... | ... | ... | ... | ... | 683 | 211 | 105 | 24 | 5 | 367 |
| 9. Nellore | 283 | 161 | 10 | 24 | ... | 109 | 1,778 | 682 | 623 | 134 | 6 | 473 | 1,173 | 453 | 122 | 174 | 5 | 598 |
| 10. Cuddapah | 329 | 36 | 213 | 20 | 12 | 80 | ... | ... | ... | ... | ... | ... | 1,007 | 326 | 116 | 84 | 9 | 565 |
| 11. Kurnool | 12 | 5 | 1 | 3 | ... | 6 | ... | ... | ... | ... | ... | ... | 220 | 67 | 21 | 13 | 3 | 132 |
| 12. Bellary | 42 | 6 | 6 | ... | 6 | 30 | 11 | ... | 6 | ... | ... | 5 | 945 | 446 | 236 | 21 | 7 | 263 |
| 13. Anantapur | 309 | 66 | 94 | 6 | 7 | 149 | ... | ... | ... | ... | ... | ... | 550 | 222 | 68 | 37 | 8 | 260 |
| 14. Madras | 433 | 124 | 88 | 3 | 1 | 221 | 14 | 2 | ... | ... | ... | 12 | 1,300 | 458 | 20 | 5 | ... | 822 |
| 15. Chingleput | 1,631 | 600 | 362 | 28 | ... | 669 | 3 | 3 | ... | ... | ... | ... | 1,038 | 503 | 6 | 32 | ... | 529 |
| 16. Chittoor | 840 | 309 | 170 | 57 | 22 | 361 | ... | ... | ... | ... | ... | ... | 3,221 | 1,004 | 372 | 205 | 107 | 1,845 |
| 17. North Arcot | 678 | 215 | 109 | 5 | 3 | 354 | ... | ... | ... | ... | ... | ... | 1,569 | 642 | 86 | 42 | 11 | 841 |
| 18. Salem | 392 | 133 | 31 | 33 | 3 | 228 | ... | ... | ... | ... | ... | ... | 837 | 371 | 40 | 42 | 5 | 426 |
| 19. Coimbatore | 500 | 171 | 55 | 9 | 1 | 274 | 3 | 3 | ... | 1 | ... | ... | 816 | 237 | 108 | 28 | ... | 471 |
| 20. South Arcot | 446 | 174 | 31 | 28 | 1 | 241 | ... | ... | ... | ... | ... | ... | 3,052 | 1,128 | 69 | 107 | 2 | 1,855 |
| 21. Tanjore | 1,090 | 421 | 140 | 14 | 1 | 529 | ... | ... | ... | ... | ... | ... | 1,764 | 574 | 113 | 17 | ... | 1,077 |
| 22. Trichinopoly | 856 | 292 | 138 | 20 | ... | 426 | 296 | 84 | 2 | ... | ... | 210 | 1,143 | 507 | 76 | 17 | 2 | 660 |
| 23. Madura | 815 | 365 | 54 | 10 | ... | 396 | 120 | 70 | 1 | 1 | ... | 49 | 1,125 | 564 | 125 | 18 | 17 | 436 |
| 24. Ramnad | 800 | 359 | 76 | 3 | 1 | 365 | ... | ... | ... | ... | ... | ... | 247 | 93 | 14 | ... | ... | 140 |
| 25. Tinnevelly | 464 | 192 | 66 | 24 | 2 | 206 | ... | ... | ... | ... | ... | ... | 720 | 242 | 100 | 5 | 50 | 378 |
| 26. Nilgiris | 131 | 51 | 6 | 3 | ... | 74 | ... | ... | ... | ... | ... | ... | 4 | 2 | ... | ... | ... | 2 |
| 27. Malabar | 4,409 | 1,724 | 806 | 46 | ... | 2,379 | ... | ... | ... | ... | ... | ... | 16,416 | 5,139 | 1,943 | 695 | 137 | 9,334 |
| 28. Angengo | ... | ... | ... | ... | ... | ... | ... | ... | ... | ... | ... | ... | 9 | 4 | ... | 1 | ... | 5 |
| 29. South Canara | 4,498 | 2,095 | 453 | 58 | 12 | 1,950 | ... | ... | ... | ... | ... | ... | 5,775 | 1,744 | 1,632 | 394 | 243 | 2,399 |
| (2) Feudatory States | *315* | *117* | *83* | *29* | *1* | *115* | ... | ... | ... | ... | ... | ... | *339* | *82* | *52* | *1* | ... | *205* |
| 30. Pudukkóttai | 315 | 117 | 83 | 29 | 1 | 115 | ... | ... | ... | ... | ... | ... | 76 | 47 | 5 | 1 | ... | 24 |
| 31. Banganapalle | ... | ... | ... | ... | ... | ... | ... | ... | ... | ... | ... | ... | 261 | 35 | 46 | ... | ... | 180 |
| 32. Sandúr | ... | ... | ... | ... | ... | ... | ... | ... | ... | ... | ... | ... | 2 | ... | 1 | ... | ... | 1 |
| (3) Cities | *1,035* | *376* | *133* | *13* | *1* | *526* | *264* | *131* | ... | ... | ... | *133* | *3,627* | *1,547* | *80* | *19* | *7* | *2,000* |
| 1. Bellary | 1 | 1 | ... | ... | ... | ... | ... | ... | ... | ... | ... | ... | 188 | 32 | 16 | 3 | 5 | 140 |
| 2. Calicut | 138 | 41 | 3 | ... | ... | 94 | ... | ... | ... | ... | ... | ... | 440 | 231 | ... | 2 | ... | 209 |
| 3. Cocanada | ... | ... | ... | ... | ... | ... | ... | ... | ... | ... | ... | ... | 229 | 109 | 25 | 5 | ... | 96 |
| 4. Coimbatore | 59 | 26 | 25 | 6 | ... | 2 | ... | ... | ... | ... | ... | ... | 17 | 9 | ... | ... | ... | 8 |
| 5. Conjeeveram | 13 | 4 | ... | ... | ... | 9 | ... | ... | ... | ... | ... | ... | 332 | 128 | 2 | 3 | 2 | 202 |
| 6. Cuddalore | 44 | 11 | 6 | 1 | ... | 27 | ... | ... | ... | ... | ... | ... | 158 | 49 | 4 | ... | ... | 105 |
| 7. Kumbakónam | 40 | 25 | ... | 1 | ... | 15 | ... | ... | ... | ... | ... | ... | 150 | 59 | 5 | ... | ... | 86 |
| 8. Madras | 433 | 124 | 88 | 3 | 1 | 221 | 14 | 2 | ... | ... | ... | 12 | 1,300 | 458 | 20 | 5 | ... | 822 |
| 9. Madura | 230 | 113 | 2 | 2 | ... | 115 | 69 | 45 | ... | ... | ... | 24 | 281 | 209 | ... | ... | ... | 72 |
| 10. Negapatam | ... | ... | ... | ... | ... | ... | ... | ... | ... | ... | ... | ... | 54 | 8 | ... | 1 | ... | 46 |
| 11. Salem | 37 | 7 | 8 | ... | ... | 22 | ... | ... | ... | ... | ... | ... | 26 | 6 | 6 | ... | ... | 14 |
| 12. Tanjore | 3 | ... | 1 | ... | ... | 2 | ... | ... | ... | ... | ... | ... | 181 | 80 | 2 | ... | ... | 99 |
| 13. Trichinopoly | 37 | 24 | ... | ... | ... | 13 | 181 | 84 | ... | ... | ... | 97 | 271 | 169 | ... | ... | ... | 102 |

This content downloaded from
106.51.163.168 on Wed, 05 Jun 2024 15:15:17 +00:00
All use subject to https://about.jstor.org/terms

# XV-A.

## for districts, etc.—*continued.*

INDUSTRY—*cont.*

### Order II.—Chemical products properly so called, and analogous.

| 50. Manufacture of matches and explosive materials. | | | | | | 51. Manufacture of ærated and mineral waters. | | | | | | 52. Manufacture of dyes, paint and ink. | | | | | | 53. Manufacture and refining of vegetable and mineral oils. | | | | | | |
|---|---|---|---|---|---|---|---|---|---|---|---|---|---|---|---|---|---|---|---|---|---|---|---|---|
| Total workers and dependents. | Actual workers. | | | | Dependents. | Total workers and dependents. | Actual workers. | | | | Dependents. | Total workers and dependents. | Actual workers. | | | | Dependents. | Total workers and dependents. | Actual workers. | | | | Dependents. | NUMBER. |
| | Total. | | Partially agricultural. | | | | Total. | | Partially agricultural. | | | | Total. | | Partially agricultural. | | | | Totals. | | Partially agricultural. | | | |
| | Males. | Females. | Males. | Females. | | | Males. | Females. | Males. | Females. | | | Males. | Females. | Males. | Females. | | | Males. | Females. | Males. | Females. | | |
| 376 | 377 | 378 | 379 | 380 | 381 | 382 | 383 | 384 | 385 | 386 | 387 | 388 | 389 | 390 | 391 | 392 | 393 | 394 | 395 | 396 | 397 | 398 | 399 | |
| *1,210* | *300* | *190* | *21* | *1* | *720* | *1,214* | *527* | *15* | *20* | ... | *672* | *3,347* | *1,157* | *482* | *120* | *109* | *1,708* | *53,302* | *17,922* | *7,236* | *2,834* | *785* | *28,144* | |
| *1,168* | *287* | *183* | *20* | *1* | *698* | *1,214* | *527* | *15* | *20* | ... | *672* | *3,241* | *1,127* | *462* | *120* | *109* | *1,652* | *53,112* | *17,884* | *7,211* | *2,834* | *785* | *28,017* | |
| ... | ... | ... | ... | ... | ... | ... | ... | ... | ... | ... | ... | 52 | 15 | .. | 1 | ... | 37 | 4,759 | 1,284 | 632 | 380 | 44 | 2,843 | 1 |
| ... | ... | ... | ... | ... | ... | 2 | 1 | ... | .. | .. | 1 | 45 | 18 | 2 | ... | ... | 25 | 6,521 | 2,509 | 1,509 | 513 | 227 | 2,603 | 3 |
| ... | ... | ... | ... | ... | ... | ... | ... | ... | ... | ... | ... | 3 | 1 | ... | ... | ... | 2 | 133 | 87 | 5 | 3 | ... | 41 | 4 |
| 149 | 51 | ... | ... | 98 | 67 | 38 | ... | 8 | ... | 20 | 220 | 120 | ... | ... | ... | ... | 100 | 2,566 | 865 | 361 | 65 | 17 | 1,340 | 5 |
| ... | ... | ... | ... | ... | ... | 1 | ... | 1 | ... | ... | ... | 7 | 1 | ... | ... | ... | 6 | 76 | 15 | 5 | 3 | ... | 56 | 6 |
| ... | ... | ... | ... | ... | ... | 18 | 10 | ... | ... | ... | 8 | 200 | 39 | 62 | 3 | 7 | 99 | 1,722 | 504 | 79 | 94 | 9 | 1,139 | 7 |
| ... | ... | ... | ... | ... | ... | 10 | 4 | ... | ... | ... | 6 | 128 | 38 | 46 | 2 | 2 | 44 | 525 | 166 | 56 | 22 | 3 | 303 | 8 |
| 10 | 3 | ... | 3 | ... | 7 | ... | ... | ... | ... | ... | ... | 390 | 185 | 62 | 68 | 3 | 143 | 772 | 264 | 60 | 103 | 2 | 448 | 9 |
| ... | ... | ... | ... | ... | ... | ... | ... | ... | ... | ... | ... | 252 | 82 | 69 | 31 | 5 | 101 | 735 | 238 | 44 | 50 | 4 | 453 | 10 |
| ... | ... | ... | ... | ... | ... | 14 | 8 | ... | ... | ... | 6 | 9 | 4 | ... | ... | ... | 5 | 189 | 55 | 15 | 13 | 3 | 119 | 11 |
| 7 | 7 | ... | ... | ... | ... | ... | ... | ... | ... | ... | ... | 185 | 115 | 42 | ... | 1 | 28 | 648 | 274 | 139 | 21 | 3 | 235 | 12 |
| ... | ... | ... | ... | ... | ... | ... | ... | ... | ... | ... | ... | ... | ... | ... | ... | ... | ... | 550 | 222 | 68 | 37 | 8 | 260 | 13 |
| 78 | 25 | 1 | ... | 52 | 190 | 73 | 1 | ... | ... | 116 | 351 | 97 | 3 | 3 | ... | ... | 251 | 598 | 242 | 8 | 2 | ... | 348 | 14 |
| 30 | 17 | ... | 2 | 13 | 37 | 21 | ... | ... | ... | 16 | 153 | 81 | ... | 6 | ... | ... | 72 | 460 | 208 | 6 | 20 | ... | 246 | 15 |
| ... | ... | ... | ... | ... | ... | 12 | 4 | ... | .. | ... | 8 | 687 | 166 | 69 | ... | 40 | 452 | 2,518 | 834 | 303 | 205 | 67 | 1,381 | 16 |
| 10 | 5 | ... | 1 | ... | 5 | 27 | 15 | ... | 5 | ... | 12 | 29 | 10 | 1 | ... | ... | 18 | 1,498 | 612 | 85 | 36 | 11 | 801 | 17 |
| 46 | 23 | 4 | ... | ... | 19 | 1 | ... | ... | ... | ... | 1 | 17 | 14 | ... | ... | ... | 3 | 763 | 331 | 36 | 42 | 5 | 396 | 18 |
| 49 | 7 | 1 | 1 | ... | 41 | 40 | 7 | 4 | ... | ... | 29 | 34 | 9 | ... | ... | ... | 25 | 502 | 185 | 57 | 14 | ... | 260 | 19 |
| 8 | 4 | ... | 1 | ... | 4 | ... | ... | ... | ... | ... | ... | 107 | 36 | 3 | 3 | .. | 68 | 2,931 | 1,087 | 66 | 103 | 2 | 1,778 | 20 |
| 164 | 17 | 82 | ... | ... | 65 | 447 | 219 | ... | 5 | ... | 228 | 60 | 17 | ... | ... | ... | 43 | 1,015 | 299 | 23 | 6 | ... | 693 | 21 |
| 174 | 46 | ... | 7 | ... | 128 | 37 | 19 | ... | ... | ... | 18 | 33 | 13 | 5 | ... | 1 | 15 | 515 | 234 | 15 | 9 | 1 | 266 | 22 |
| 10 | 1 | 1 | 1 | ... | 8 | 23 | 16 | ... | ... | ... | 7 | 35 | 23 | 5 | 2 | ... | 7 | 629 | 399 | 18 | 9 | ... | 212 | 23 |
| 5 | ... | ... | ... | ... | 5 | 10 | 1 | ... | ... | ... | 9 | 115 | 27 | 8 | ... | ... | 80 | 87 | 42 | 5 | ... | ... | 40 | 24 |
| 4 | 1 | ... | ... | ... | 3 | 8 | 1 | ... | ... | ... | 7 | 122 | 12 | 85 | 1 | 50 | 25 | 496 | 226 | 6 | 4 | ... | 264 | 25 |
| ... | ... | ... | ... | ... | ... | 4 | 2 | ... | ... | ... | 2 | ... | ... | ... | ... | ... | ... | ... | ... | ... | ... | ... | ... | 26 |
| 158 | 20 | 85 | ... | 1 | 53 | 135 | 32 | ... | ... | ... | 103 | 7 | 4 | ... | ... | ... | 3 | 16,014 | 5,045 | 1,839 | 685 | 134 | 9,130 | 27 |
| ... | ... | ... | ... | ... | ... | ... | ... | ... | ... | ... | ... | ... | ... | ... | ... | ... | ... | 4 | 2 | ... | 1 | ... | 2 | 28 |
| 266 | 60 | 9 | 4 | ... | 197 | 131 | 56 | 9 | 2 | ... | 66 | ... | ... | ... | ... | ... | ... | 5,226 | 1,540 | 1,610 | 364 | 243 | 2,076 | 29 |
| *42* | *13* | *7* | *1* | ... | *22* | ... | ... | ... | ... | ... | ... | *106* | *30* | *20* | ... | ... | *56* | *190* | *38* | *25* | ... | ... | *127* | |
| 24 | 10 | 5 | 1 | ... | 9 | ... | ... | ... | ... | ... | ... | ... | ... | ... | ... | ... | ... | 51 | 36 | ... | ... | ... | 15 | 30 |
| 18 | 3 | 2 | ... | ... | 13 | ... | ... | ... | ... | ... | ... | 106 | 30 | 20 | ... | ... | 56 | 137 | 2 | 24 | ... | ... | 111 | 31 |
| ... | ... | ... | ... | ... | ... | ... | ... | ... | ... | ... | ... | ... | ... | ... | ... | ... | ... | 2 | ... | 1 | ... | ... | 1 | 32 |
| *129* | *37* | *6* | ... | ... | *86* | *309* | *127* | *1* | *1* | ... | *181* | *416* | *120* | *3* | *3* | ... | *293* | *2,593* | *1,187* | *59* | *15* | *7* | *1,347* | |
| ... | ... | ... | ... | ... | ... | ... | ... | ... | ... | ... | ... | 10 | 7 | ... | ... | ... | 3 | 178 | 25 | 16 | 3 | 5 | 137 | 1 |
| 4 | 3 | ... | ... | ... | 1 | ... | ... | ... | ... | ... | ... | 4 | 4 | ... | ... | ... | ... | 432 | 224 | ... | 2 | ... | 208 | 2 |
| ... | ... | ... | ... | ... | ... | ... | ... | ... | ... | ... | ... | ... | ... | ... | ... | ... | ... | 229 | 109 | 25 | 5 | ... | 95 | 3 |
| 1 | ... | ... | ... | ... | 1 | 12 | 6 | ... | ... | ... | 6 | 2 | 1 | ... | ... | ... | 1 | 1 | 1 | ... | ... | ... | ... | 4 |
| 5 | 2 | ... | ... | ... | 3 | 18 | 9 | ... | ... | ... | 9 | 22 | ... | ... | ... | ... | 22 | 276 | 113 | 2 | 3 | 2 | 161 | 5 |
| ... | ... | ... | ... | ... | ... | ... | ... | ... | ... | ... | ... | ... | ... | ... | ... | ... | ... | 156 | 49 | 4 | ... | ... | 103 | 6 |
| 12 | 2 | ... | ... | ... | 10 | 3 | 1 | ... | ... | ... | 2 | 13 | 2 | ... | ... | ... | 11 | 117 | 53 | 1 | ... | ... | 63 | 7 |
| 78 | 25 | 1 | ... | ... | 52 | 190 | 73 | 1 | ... | ... | 116 | 351 | 97 | 3 | 3 | ... | 251 | 598 | 242 | 8 | 2 | ... | 348 | 8 |
| 2 | ... | ... | ... | ... | 2 | 9 | 7 | ... | ... | ... | 2 | ... | ... | ... | ... | ... | ... | 241 | 188 | ... | ... | ... | 53 | 9 |
| 18 | 2 | ... | ... | ... | 16 | 24 | 5 | ... | 1 | ... | 19 | 3 | 1 | ... | ... | ... | 2 | 9 | ... | ... | ... | ... | 9 | 10 |
| 7 | 3 | 4 | ... | ... | ... | ... | ... | ... | ... | ... | ... | ... | ... | ... | ... | ... | ... | 19 | 3 | 2 | ... | ... | 14 | 11 |
| 1 | ... | 1 | ... | ... | ... | 16 | 7 | ... | ... | ... | 9 | 11 | 8 | ... | ... | ... | 3 | 133 | 59 | 1 | ... | ... | 73 | 12 |
| 1 | ... | ... | ... | ... | 1 | 37 | 19 | ... | ... | ... | 18 | ... | ... | ... | ... | ... | ... | 204 | 121 | ... | ... | ... | 83 | 13 |



This content downloaded from
106.51.163.168 on Wed, 05 Jun 2024 15:15:17 +00:00
All use subject to https://about.jstor.org/terms

# TABLE

## Occupation. Part II.—Details

CLASS B: SUB-CLASS III.

Order 11.—Chemical products properly so called, and analogous—*concld.*

| DISTRICT, STATE OR CITY. | 54. Manufacture of paper, cardboard and papier-mâché. | | | | | 55. Others (soap, candles, lac, cutch, perfumes and miscellaneous drugs). | | | | | Total Order 12. | | | | | |
|---|---|---|---|---|---|---|---|---|---|---|---|---|---|---|---|---|
| | Total workers and dependants. | Actual workers. | | | | Total workers and dependants. | Actual workers. | | | | Total workers and dependants. | Actual workers. | | | | |
| | | Total. | | Partially agriculturist. | | | Total. | | Partially agriculturist. | | | Total. | | Partially agriculturists. | | |
| | | Males. | Females. | Males. | Females. | Dependents. | Males. | Females. | Males. | Females. | Dependants. | | Males. | Females. | Males. | Females. | Dependents. |
| | 400 | 401 | 402 | 403 | 404 | 405 | 406 | 407 | 408 | 409 | 410 | 411 | 412 | 413 | 414 | 415 | 416 | 417 |
| **MADRAS** ... | *231* | *118* | *6* | *4* | ... | *107* | *1,858* | *672* | *312* | *63* | *22* | *874* | *619,298* | *157,370* | *1406,36* | *20,063* | *4,573* | *321,292* |
| (1) British Territory ... | *231* | *118* | *6* | *4* | ... | *107* | *1,857* | *671* | *312* | *63* | *22* | *874* | *617,563* | *157,036* | *139,953* | *20,002* | *4,569* | *320,574* |
| 1. Ganjám ... | ... | ... | ... | ... | ... | ... | 4 | 4 | ... | ... | ... | ... | 21,685 | 3,879 | 9,210 | 479 | 637 | 8,596 |
| 2. Agency, Ganjám ... | ... | ... | ... | ... | ... | ... | ... | ... | ... | ... | ... | ... | 947 | 264 | 331 | 24 | 19 | 352 |
| 3. Vizagapatam ... | ... | ... | ... | ... | ... | ... | ... | ... | ... | ... | ... | ... | 10,261 | 2,844 | 2,647 | 575 | 280 | 4,770 |
| 4. Agency, Vizagapatam ... | ... | ... | ... | ... | ... | ... | ... | ... | ... | ... | ... | ... | 2,120 | 271 | 1,141 | 43 | 36 | 708 |
| 5. Gódávari ... | ... | ... | ... | ... | ... | ... | ... | ... | ... | ... | ... | ... | 21,374 | 5,914 | 5,963 | 590 | 117 | 9,497 |
| 6. Agency, Gódávari ... | ... | ... | ... | ... | ... | ... | ... | ... | ... | ... | ... | ... | 341 | 110 | 50 | 13 | ... | 181 |
| 7. Kistna ... | ... | ... | ... | ... | ... | ... | 4 | ... | ... | ... | ... | 4 | 28,335 | 7,807 | 5,703 | 2,167 | 352 | 14,825 |
| 8. Guntúr ... | ... | ... | ... | ... | ... | ... | 20 | 3 | 3 | ... | ... | 14 | 6,888 | 1,865 | 1,925 | 358 | 84 | 3,098 |
| 9. Nellore ... | ... | ... | ... | ... | ... | ... | 1 | 1 | ... | ... | ... | ... | 12,450 | 3,487 | 3,336 | 756 | 267 | 5,627 |
| 10. Cuddapah ... | ... | ... | ... | ... | ... | ... | 20 | 6 | 3 | 3 | ... | 11 | 2,491 | 601 | 624 | 67 | 35 | 1,266 |
| 11. Kurnool ... | ... | ... | ... | ... | ... | ... | 8 | ... | 6 | ... | ... | 2 | 4,319 | 1,172 | 988 | 168 | 59 | 2,179 |
| 12. Bellary ... | ... | ... | ... | ... | ... | ... | 105 | 50 | 55 | ... | 3 | ... | 4,925 | 1,202 | 1,022 | 46 | 10 | 2,701 |
| 13. Anantapur ... | ... | ... | ... | ... | ... | ... | ... | ... | ... | ... | ... | ... | 4,594 | 1,497 | 1,086 | 160 | 126 | 2,011 |
| 14. Madras ... | 18 | 8 | 2 | ... | ... | 8 | 65 | 13 | 5 | ... | ... | 47 | 14,043 | 3,584 | 2,829 | 21 | ... | 7,630 |
| 15. Chingleput ... | 179 | 105 | ... | 4 | ... | 74 | 179 | 71 | ... | ... | ... | 108 | 18,242 | 5,660 | 3,214 | 289 | 47 | 9,368 |
| 16. Chitoor ... | ... | ... | ... | ... | ... | ... | 4 | ... | ... | ... | ... | 4 | 8,569 | 1,789 | 1,764 | 139 | 47 | 5,016 |
| 17. North Arcot ... | ... | ... | ... | ... | ... | ... | 5 | ... | ... | ... | ... | 5 | 22,906 | 5,027 | 6,049 | 552 | 131 | 11,830 |
| 18 Salem ... ... | ... | ... | ... | ... | ... | ... | 10 | 3 | ... | ... | ... | 7 | 24,379 | 7,599 | 4,307 | 1,195 | 526 | 12,473 |
| 19. Coimbatore ... | ... | ... | ... | ... | ... | ... | 191 | 29 | 46 | 13 | ... | 116 | 43,460 | 14,077 | 7,735 | 1,018 | 117 | 21,648 |
| 20. South Arcot ... | ... | ... | ... | ... | ... | ... | 6 | 1 | ... | ... | ... | 5 | 14,659 | 2,992 | 4,031 | 278 | 82 | 7,636 |
| 21. Tanjore ... | 28 | 2 | 4 | ... | ... | 22 | 50 | 20 | 4 | 6 | ... | 26 | 54,454 | 8,502 | 19,825 | 490 | 88 | 26,127 |
| 22. Trichinopoly ... | ... | ... | ... | ... | ... | ... | 384 | 195 | 56 | 1 | ... | 133 | 17,037 | 4,198 | 3,526 | 241 | 32 | 9,311 |
| 23. Madura ... ... | 3 | 3 | ... | ... | ... | ... | 425 | 122 | 101 | 6 | 17 | 202 | 15,107 | 2,982 | 4,611 | 97 | 27 | 7,514 |
| 24. Rámnád ... ... | ... | ... | ... | ... | ... | ... | 30 | 23 | 1 | ... | ... | 6 | 17,169 | 4,161 | 3,712 | 346 | 52 | 9,296 |
| 25. Tinnevelly ... ... | ... | ... | ... | ... | ... | ... | 90 | 2 | 9 | ... | ... | 79 | 82,204 | 21,079 | 9,434 | 3,520 | 180 | 51,691 |
| 26. Nilgiris ... ... | ... | ... | ... | ... | ... | ... | ... | ... | ... | ... | ... | ... | 1,118 | 388 | 31 | 12 | ... | 699 |
| 27. Malabar ... ... | 1 | ... | ... | ... | ... | 1 | 101 | 38 | 19 | 10 | 2 | 44 | 129,426 | 32,184 | 28,020 | 4,475 | 871 | 68,322 |
| 28. Anjengo ... ... | ... | ... | ... | ... | ... | ... | 5 | 2 | ... | ... | ... | 3 | 150 | 28 | 14 | ... | ... | 108 |
| 29. South Canara ... | 2 | ... | ... | ... | ... | 2 | 150 | 88 | 4 | 24 | ... | 58 | 33,910 | 11,873 | 5,945 | 1,883 | 377 | 16,092 |
| (2) Feudatory States ... | ... | ... | ... | ... | ... | ... | *1* | *1* | ... | ... | ... | ... | *1,735* | *334* | *683* | *61* | *4* | *718* |
| 30. Pudukkóttai ... ... | ... | ... | ... | ... | ... | ... | 1 | 1 | ... | ... | ... | ... | 1,522 | 273 | 635 | 56 | 4 | 614 |
| 31. Banganapalle ... | ... | ... | ... | ... | ... | ... | ... | ... | ... | ... | ... | ... | 159 | 53 | 33 | 5 | ... | 73 |
| 32. Sandúr ... ... | ... | ... | ... | ... | ... | ... | ... | ... | ... | ... | ... | ... | 54 | 8 | 15 | ... | ... | 31 |
| (3) Cities ... ... | *21* | *11* | *2* | ... | ... | *8* | *159* | *65* | *9* | ... | ... | *85* | *42,192* | *8,148* | *10,666* | *91* | *39* | *23,378* |
| 1. Bellary ... ... | ... | ... | ... | ... | ... | ... | ... | ... | ... | ... | ... | ... | 1,228 | 199 | 176 | 1 | 1 | 853 |
| 2 Calicut ... ... | ... | ... | ... | ... | ... | ... | ... | ... | ... | ... | ... | ... | 2,702 | 743 | 226 | 10 | ... | 1,733 |
| 3. Cocanada ... ... | ... | ... | ... | ... | ... | ... | ... | ... | ... | ... | ... | ... | 1,927 | 423 | 402 | 16 | 24 | 1,102 |
| 4. Coimbatore ... ... | ... | ... | ... | ... | ... | ... | 1 | 1 | ... | ... | ... | ... | 1,047 | 138 | 112 | 1 | ... | 797 |
| 5. Conjeveram ... ... | ... | ... | ... | ... | ... | ... | 11 | 4 | ... | ... | ... | 7 | 1,701 | 224 | 600 | 1 | ... | 877 |
| 6. Cuddalore ... ... | ... | ... | ... | ... | ... | ... | 2 | ... | ... | ... | ... | 2 | 2,081 | 242 | 825 | 3 | 2 | 1,014 |
| 7. Kumbakónam ... | ... | ... | ... | ... | ... | ... | 5 | 1 | 4 | ... | ... | ... | 1,799 | 148 | 754 | 1 | 2 | 897 |
| 8. Madras ... ... | 18 | 8 | 2 | ... | ... | 8 | 65 | 13 | 5 | ... | ... | 47 | 14,043 | 3,584 | 2,829 | 21 | ... | 7,630 |
| 9. Madura ... ... | 3 | 3 | ... | ... | ... | ... | 26 | 11 | ... | ... | ... | 15 | 4,419 | 651 | 1,139 | 8 | 1 | 2,629 |
| 10. Negapatam ... ... | ... | ... | ... | ... | ... | ... | ... | ... | ... | ... | ... | ... | 2,471 | 280 | 878 | 3 | ... | 1,313 |
| 11. Salem ... ... | ... | ... | ... | ... | ... | ... | ... | ... | ... | ... | ... | ... | 1,388 | 279 | 503 | 22 | 9 | 606 |
| 12. Tanjore ... ... | ... | ... | ... | ... | ... | ... | 20 | 6 | ... | ... | ... | 14 | 2,064 | 135 | 1,046 | 1 | ... | 883 |
| 13. Trichinopoly ... | ... | ... | ... | ... | ... | ... | 29 | 29 | ... | ... | ... | ... | 5,322 | 1,102 | 1,176 | 3 | ... | 3,044 |

This content downloaded from
106.51.163.168 on Wed, 05 Jun 2024 15:15:17 +00:00
All use subject to https://about.jstor.org/terms

# XV-A.

## for districts, etc.—*continued.*

INDUSTRY—*cont.*

### Order 12.—Food industries.

| Total workers and dependents. | 56. Rice pounders and huskers and flour grinders. Actual workers. Total. Males. | Total. Females. | Partially agriculturist. Males. | Partially agriculturist. Females. | Dependents. | 57. Bakers and biscuit makers. Total workers and dependents. | Actual workers. Total. Males. | Total. Females. | Partially agriculturist. Males. | Partially agriculturist. Females. | Dependents. | 58. Grain parchers, etc. Total workers and dependents. | Actual workers. Total. Males. | Total. Females. | Partially agriculturist. Males. | Partially agriculturist. Females. | Dependents. | NUMBER. |
|---|---|---|---|---|---|---|---|---|---|---|---|---|---|---|---|---|---|---|
| 418 | 419 | 420 | 421 | 422 | 423 | 424 | 425 | 426 | 427 | 428 | 429 | 430 | 431 | 432 | 433 | 434 | 435 | |
| *204,922* | *17,993* | *108,379* | *1,240* | *2,473* | *78,550* | *12,995* | *2,958* | *3,072* | *126* | *82* | *6,965* | *5,906* | *1,803* | *1,534* | *62* | *41* | *2,569* | |
| *203,949* | *17,959* | *107,715* | *1,221* | *2,469* | *78,275* | *12,970* | *2,947* | *3,068* | *124* | *82* | *6,955* | *5,906* | *1,803* | *1,534* | *62* | *41* | *2,569* | |
| 11,238 | 535 | 7,560 | 109 | 481 | 3,143 | 144 | 30 | 51 | 3 | 3 | 63 | ... | ... | ... | ... | ... | ... | 1 |
| 212 | 3 | 155 | ... | 1 | 54 | ... | ... | ... | ... | ... | ... | ... | ... | ... | ... | ... | ... | 2 |
| 4,390 | 622 | 2,090 | 101 | 210 | 1,678 | 698 | 231 | 76 | 28 | 4 | 391 | ... | ... | ... | ... | ... | ... | 3 |
| 1,527 | 101 | 1,028 | 9 | 25 | 398 | 73 | 16 | 34 | 2 | 5 | 23 | 13 | ... | 7 | ... | ... | 6 | 4 |
| 10,401 | 1,482 | 4,954 | 79 | 79 | 3,965 | 347 | 100 | 11 | 6 | ... | 236 | 239 | ... | 55 | ... | 3 | 184 | 5 |
| 69 | 4 | 33 | ... | ... | 32 | 1 | 1 | ... | ... | ... | ... | ... | ... | ... | ... | ... | ... | 6 |
| 9,117 | 931 | 4,665 | 79 | 183 | 3,521 | 179 | 79 | 3 | 10 | ... | 97 | 4 | ... | 3 | ... | ... | 1 | 7 |
| 4,082 | 955 | 1,527 | 118 | 54 | 1,600 | 302 | 79 | 93 | 2 | 13 | 130 | ... | ... | ... | ... | ... | ... | 8 |
| 6,755 | 1,498 | 2,717 | 124 | 231 | 2,540 | 791 | 102 | 442 | 3 | 15 | 247 | ... | ... | ... | ... | ... | ... | 9 |
| 1,148 | 192 | 392 | 19 | 18 | 564 | 363 | 73 | 142 | 4 | 9 | 148 | ... | ... | ... | ... | ... | ... | 10 |
| 1,729 | 116 | 757 | 43 | 24 | 856 | 36 | 13 | 3 | ... | ... | 20 | ... | ... | ... | ... | ... | ... | 11 |
| 1,563 | 207 | 659 | 6 | 1 | 697 | 97 | 18 | 7 | ... | ... | 72 | 85 | 1 | 70 | ... | ... | 14 | 12 |
| 1,667 | 260 | 680 | 31 | 27 | 727 | 172 | 63 | 14 | 3 | 3 | 95 | 64 | 15 | 22 | ... | ... | 27 | 13 |
| 2,651 | 265 | 1,623 | 2 | ... | 763 | 2,918 | 601 | 816 | 2 | ... | 1,501 | 14 | ... | 4 | ... | ... | 10 | 14 |
| 6,137 | 2,189 | 2,915 | 52 | 47 | 4,033 | 302 | 92 | 16 | 6 | ... | 194 | 514 | 29 | 272 | 4 | ... | 213 | 15 |
| 4,938 | 647 | 1,650 | 27 | 41 | 2,641 | 153 | 76 | 22 | 3 | ... | 55 | 1 | ... | 1 | ... | ... | ... | 16 |
| 12,558 | 1,490 | 5,690 | 100 | 101 | 5,378 | 507 | 85 | 183 | 2 | 5 | 239 | 205 | 93 | 10 | 5 | ... | 102 | 17 |
| 3,136 | 254 | 1,902 | 9 | 156 | 980 | 185 | 31 | 52 | 1 | 13 | 102 | 93 | 23 | 23 | 1 | 4 | 47 | 18 |
| 4,213 | 241 | 2,633 | 12 | 16 | 1,339 | 388 | 53 | 62 | ... | ... | 273 | 40 | 14 | 14 | ... | ... | 12 | 19 |
| 6,431 | 447 | 3,475 | 33 | 65 | 2,509 | 278 | 31 | 140 | ... | 1 | 107 | 22 | 8 | 1 | ... | 1 | 13 | 20 |
| 33,215 | 1,655 | 19,116 | 54 | 84 | 12,444 | 1,091 | 254 | 246 | 5 | 2 | 591 | 124 | 47 | 5 | 7 | ... | 72 | 21 |
| 5,923 | 358 | 3,218 | 13 | 28 | 2,347 | 257 | 67 | 62 | ... | ... | 128 | 113 | ... | 69 | ... | ... | 44 | 22 |
| 7,324 | 213 | 4,105 | 20 | 24 | 3,006 | 524 | 80 | 201 | 3 | 1 | 243 | 1,917 | 1,017 | 112 | 17 | ... | 788 | 23 |
| 6,023 | 360 | 3,329 | 16 | 30 | 2,334 | 394 | 162 | 64 | 13 | 3 | 168 | 98 | 3 | ... | ... | ... | 95 | 24 |
| 12,181 | 385 | 7,100 | 38 | 20 | 4,696 | 854 | 123 | 115 | 12 | ... | 616 | 99 | 35 | 10 | 6 | ... | 54 | 25 |
| 5 | ... | 2 | ... | ... | 3 | 332 | 131 | 10 | 1 | ... | 191 | ... | ... | ... | ... | ... | ... | 26 |
| 39,016 | 1,991 | 22,140 | 101 | 473 | 14,885 | 1,029 | 206 | 101 | 12 | 1 | 722 | 1,566 | 444 | 513 | 18 | 9 | 629 | 27 |
| ... | ... | ... | ... | ... | ... | 23 | 7 | ... | ... | ... | 16 | 6 | ... | 3 | ... | ... | 3 | 28 |
| 3,300 | 558 | 1,600 | 26 | 50 | 1,142 | 532 | 143 | 102 | 3 | 4 | 287 | 669 | 74 | 340 | 4 | 24 | 255 | 29 |
| *973* | *34* | *664* | *19* | *4* | *275* | *25* | *11* | *4* | *2* | ... | *10* | ... | ... | ... | ... | ... | ... | |
| 929 | 34 | 635 | 19 | 4 | 260 | 14 | 9 | ... | 2 | ... | 5 | ... | ... | ... | ... | ... | ... | 30 |
| 37 | ... | 25 | ... | ... | 12 | 6 | 1 | ... | ... | ... | 5 | ... | ... | ... | ... | ... | ... | 31 |
| 7 | ... | 4 | ... | ... | 3 | 5 | 1 | 4 | ... | ... | ... | ... | ... | ... | ... | ... | ... | 32 |
| *17,804* | *1,002* | *8,889* | *21* | *24* | *7,913* | *4,464* | *841* | *1,093* | *4* | *1* | *2,530* | *143* | *43* | *31* | ... | *3* | *69* | |
| 359 | 14 | 158 | ... | ... | 187 | 82 | 13 | ... | ... | ... | 69 | 1 | 1 | ... | ... | ... | ... | 1 |
| 199 | 14 | 78 | ... | ... | 107 | 517 | 30 | 80 | ... | ... | 407 | 108 | 42 | 19 | ... | ... | 47 | 2 |
| 1,548 | 309 | 393 | 16 | 21 | 846 | 23 | 5 | 1 | ... | ... | 17 | 20 | 2 | 8 | ... | 3 | 12 | 3 |
| 212 | 23 | 97 | ... | ... | 92 | 185 | 14 | ... | ... | ... | 171 | ... | ... | ... | ... | ... | ... | 4 |
| 1,179 | 97 | 600 | ... | ... | 482 | 1 | 1 | ... | ... | ... | ... | ... | ... | ... | ... | ... | ... | 5 |
| 1,329 | 59 | 745 | 1 | ... | 525 | 75 | 2 | 47 | ... | 1 | 26 | ... | ... | ... | ... | ... | ... | 6 |
| 1,342 | 10 | 739 | ... | 2 | 593 | 50 | 14 | 2 | ... | ... | 34 | ... | ... | ... | ... | ... | ... | 7 |
| 2,651 | 265 | 1,623 | 2 | ... | 763 | 2,918 | 601 | 816 | 2 | ... | 1,501 | 14 | ... | 4 | ... | ... | 10 | 8 |
| 2,811 | 22 | 1,139 | 1 | 1 | 1,650 | 77 | 52 | ... | 2 | ... | 25 | ... | ... | ... | ... | ... | ... | 9 |
| 1,699 | 81 | 861 | ... | ... | 757 | 43 | 24 | 1 | ... | ... | 18 | ... | ... | ... | ... | ... | ... | 10 |
| 712 | 24 | 451 | 1 | ... | 237 | 41 | 7 | 6 | ... | ... | 28 | ... | ... | ... | ... | ... | ... | 11 |
| 1,575 | 42 | 907 | ... | ... | 626 | 408 | 68 | 189 | ... | ... | 201 | ... | ... | ... | ... | ... | ... | 12 |
| 2,189 | 42 | 1,099 | ... | ... | 1,048 | 44 | 10 | 1 | ... | ... | 33 | ... | ... | ... | ... | ... | ... | 13 |

This content downloaded from
106.51.163.168 on Wed, 05 Jun 2024 15:15:17 +00:00
All use subject to https://about.jstor.org/terms

# TABLE

## Occupation. Part II.—Details

CLASS B. SUB-CLASS III.—

Order 12.—Food

| DISTRICT, STATE OR CITY. | 59. Butchers. | | | | | | 60. Fish curers. | | | | | | 61. Butter, cheese and ghee makers. | | | | | |
|---|---|---|---|---|---|---|---|---|---|---|---|---|---|---|---|---|---|---|
| | Total workers and dependents. | Actual workers. | | | | Dependents. | Total workers and dependents. | Actual workers. | | | | Dependents. | Total workers and dependents. | Actual workers. | | | | Dependents. |
| | | Total. | | Partially agriculturist. | | | | Total. | | Partially agriculturist. | | | | Total. | | Partially agricultural-turist. | | |
| | | Males. | Females. | Males. | Females. | | | Males. | Females. | Males. | Females. | | | Males. | Females. | Males. | Females. | |
| | 436 | 437 | 438 | 439 | 440 | 441 | 442 | 443 | 444 | 445 | 446 | 447 | 448 | 449 | 450 | 451 | 452 | 453 |
| **MADRAS** | *25,865* | *7,085* | *1,018* | *294* | *33* | *17,762* | *4,114* | *1,196* | *1,340* | *59* | *31* | *1,578* | *418* | *136* | *95* | *6* | *10* | *187* |
| (1) British Territory | *25,582* | *6,986* | *1,011* | *285* | *33* | *17,585* | *4,114* | *1,196* | *1,340* | *59* | *31* | *1,578* | *410* | *136* | *87* | *6* | *10* | *187* |
| 1. Ganjám | 259 | 79 | 32 | 26 | ... | 148 | ... | ... | ... | ... | ... | ... | ... | ... | ... | ... | ... | ... |
| 2. Agency, Ganjám | 18 | 3 | 3 | ... | ... | 12 | ... | ... | ... | ... | ... | ... | ... | ... | ... | ... | ... | ... |
| 3. Vizagapatam | 560 | 117 | 45 | 10 | 10 | 398 | ... | ... | ... | ... | ... | ... | ... | ... | ... | ... | ... | ... |
| 4. Agency, Vizagapatam. | 143 | 22 | 7 | ... | 1 | 114 | 3 | 3 | ... | ... | ... | ... | ... | ... | ... | ... | ... | ... |
| 5. Gódávari | 208 | 104 | 6 | 1 | ... | 98 | 413 | 69 | 159 | 26 | ... | 185 | 66 | 19 | 20 | 1 | 9 | 27 |
| 6. Agency, Gódávari | 3 | 1 | ... | ... | ... | 2 | ... | ... | ... | ... | ... | ... | ... | ... | ... | ... | ... | ... |
| 7. Kistna | 810 | 181 | 36 | 8 | ... | 593 | 108 | 59 | ... | 6 | ... | 49 | 1 | ... | ... | ... | ... | 1 |
| 8. Guntúr | 211 | 51 | 27 | 4 | 3 | 133 | 7 | 3 | ... | ... | ... | 4 | ... | ... | ... | ... | ... | ... |
| 9. Nellore | 228 | 84 | 5 | 19 | 1 | 139 | 34 | 19 | ... | ... | ... | 15 | 8 | 4 | ... | ... | ... | 4 |
| 10. Cuddapah | 329 | 88 | 7 | 5 | ... | 234 | 4 | ... | 2 | ... | ... | 2 | ... | ... | ... | ... | ... | ... |
| 11. Kurnool | 948 | 290 | 66 | 10 | 4 | 592 | 5 | ... | ... | ... | ... | 5 | ... | ... | ... | ... | ... | ... |
| 12. Bellary | 1,689 | 206 | 185 | 9 | 2 | 1,298 | 36 | ... | 16 | ... | 1 | 20 | 37 | 23 | 10 | ... | ... | 4 |
| 13. Anantapur | 818 | 254 | 45 | 13 | ... | 519 | ... | ... | ... | ... | ... | ... | ... | ... | ... | ... | ... | ... |
| 14. Madras. | 2,717 | 839 | 116 | 1 | ... | 1,762 | 39 | 2 | 5 | ... | ... | 32 | 6 | 2 | ... | ... | ... | 4 |
| 15. Chingleput | 1,004 | 348 | 1 | 7 | ... | 655 | 3 | ... | 2 | ... | ... | 1 | 103 | 44 | 6 | 5 | ... | 53 |
| 16. Chittoor | 443 | 129 | 5 | 1 | 1 | 309 | 43 | 14 | ... | 2 | ... | 29 | 7 | ... | ... | ... | ... | 7 |
| 17. North Arcot | 1,667 | 453 | 28 | 46 | ... | 1,206 | 43 | 16 | 7 | ... | 1 | 20 | ... | ... | ... | ... | ... | ... |
| 18. Salem | 869 | 281 | 76 | 20 | 14 | 512 | 104 | ... | 6 | ... | ... | 98 | ... | ... | ... | ... | ... | ... |
| 19. Coimbatore | 626 | 219 | ... | 2 | ... | 407 | 4 | 1 | ... | ... | ... | 3 | ... | ... | ... | ... | ... | ... |
| 20. South Arcot | 1,176 | 318 | 42 | 27 | ... | 816 | 284 | 15 | 143 | ... | ... | 106 | ... | ... | ... | ... | ... | ... |
| 21. Tanjore | 1,695 | 434 | 38 | 10 | ... | 1,223 | 58 | 31 | 6 | ... | ... | 21 | ... | ... | ... | ... | ... | ... |
| 22. Trichinopoly | 1,745 | 549 | 47 | 11 | ... | 1,149 | 39 | 10 | 4 | ... | ... | 25 | 110 | 34 | 15 | ... | 1 | 61 |
| 23. Madura | 2,209 | 678 | 36 | 18 | ... | 1,485 | 187 | 107 | 6 | ... | ... | 74 | 3 | 2 | ... | ... | ... | 1 |
| 24. Rámnád | 2,248 | 456 | 47 | 16 | ... | 1,745 | 415 | 301 | 40 | 3 | 5 | 74 | ... | ... | ... | ... | ... | ... |
| 25. Tinnevelly | 1,109 | 294 | 94 | 11 | ... | 721 | 69 | 20 | 26 | 3 | 20 | 23 | 6 | ... | 3 | ... | ... | 3 |
| 26. Nilgiris | 598 | 172 | 10 | 5 | ... | 416 | ... | ... | ... | ... | ... | ... | ... | ... | ... | ... | ... | ... |
| 27. Malabar | 1,091 | 303 | 7 | 3 | ... | 781 | 1,650 | 258 | 771 | 6 | ... | 621 | 60 | 8 | 32 | ... | ... | 20 |
| 28. Anjengo | 31 | 6 | ... | ... | ... | 25 | 1 | 1 | ... | ... | ... | ... | ... | ... | ... | ... | ... | ... |
| 29. South Canara | 110 | 27 | ... | 2 | ... | 83 | 585 | 267 | 147 | 13 | 4 | 171 | 3 | ... | 1 | ... | ... | 2 |
| (2) Feudatory States | *283* | *99* | *7* | *9* | ... | *177* | ... | ... | ... | ... | ... | ... | *8* | ... | *8* | ... | ... | ... |
| 30. Pudukkóttai | 207 | 78 | ... | 9 | ... | 134 | ... | ... | ... | ... | ... | ... | ... | ... | ... | ... | ... | ... |
| 31. Banganapalle | 37 | 20 | ... | ... | ... | 17 | ... | ... | ... | ... | ... | ... | 8 | ... | 8 | ... | ... | ... |
| 32. Sandúr | 39 | 6 | 7 | ... | ... | 26 | ... | ... | ... | ... | ... | ... | ... | ... | ... | ... | ... | ... |
| (3) Cities | *6,256* | *1,881* | *213* | *14* | *10* | *4,162* | *335* | *112* | *26* | ... | ... | *197* | *33* | *8* | ... | ... | ... | *25* |
| 1. Bellary | 662 | 136 | 18 | 1 | 1 | 508 | ... | ... | ... | ... | ... | ... | ... | ... | ... | ... | ... | ... |
| 2. Calicut | 90 | 46 | ... | ... | ... | 44 | 58 | 19 | 17 | ... | ... | 22 | ... | ... | ... | ... | ... | ... |
| 3. Cocanada | 18 | 5 | ... | ... | ... | 13 | ... | ... | ... | ... | ... | ... | ... | ... | ... | ... | ... | ... |
| 4. Coimbatore | 135 | 44 | ... | ... | ... | 91 | ... | ... | ... | ... | ... | ... | ... | ... | ... | ... | ... | ... |
| 5. Conjeeveram | 51 | 28 | ... | ... | ... | 23 | ... | ... | ... | ... | ... | ... | 10 | 4 | ... | ... | ... | 6 |
| 6. Cuddalore | 161 | 31 | 25 | ... | ... | 105 | ... | ... | ... | ... | ... | ... | ... | ... | ... | ... | ... | ... |
| 7. Kumbakónam | 141 | 36 | 5 | 1 | ... | 100 | ... | ... | ... | ... | ... | ... | ... | ... | ... | ... | ... | ... |
| 8. Madras | 2,717 | 839 | 116 | 1 | ... | 1,762 | 39 | 2 | 5 | ... | ... | 32 | 6 | 2 | ... | ... | ... | 4 |
| 9. Madura | 870 | 310 | ... | 2 | ... | 560 | 155 | 91 | ... | ... | ... | 64 | 3 | 2 | ... | ... | ... | 1 |
| 10. Negapatam | 373 | 53 | 3 | 1 | ... | 317 | ... | ... | ... | ... | ... | ... | ... | ... | ... | ... | ... | ... |
| 11. Salem | 335 | 124 | 42 | 8 | 9 | 169 | 83 | ... | 4 | ... | ... | 79 | ... | ... | ... | ... | ... | ... |
| 12. Tanjore | 1 | ... | ... | ... | ... | 1 | ... | ... | ... | ... | ... | ... | ... | ... | ... | ... | ... | ... |
| 13. Trichinopoly | 702 | 229 | 4 | ... | ... | 469 | ... | ... | ... | ... | ... | ... | 14 | ... | ... | ... | ... | 14 |

This content downloaded from
106.51.163.168 on Wed, 05 Jun 2024 15:15:17 +00:00
All use subject to https://about.jstor.org/terms

# XV-A.

## for districts, etc.—*continued.*

INDUSTRY—*cont.*

**Industries**—*cont.*

| 62. Makers of sugar, molasses and gur. | | | | | | 63. Sweetmeat makers, preparers of jam and condiments, etc. | | | | | | 64. Brewers and distillers. | | | | | | |
|---|---|---|---|---|---|---|---|---|---|---|---|---|---|---|---|---|---|---|
| Total workers and dependents. | Actual workers. | | | | Dependents. | Total workers and dependents. | Actual workers. | | | | Dependents. | Total workers and dependents. | Actual workers. | | | | Dependents. | NUMBER. |
| | Total. | | Partially agriculturist. | | | | Total | | Partially agriculturist. | | | | Total. | | Partially agriculturist. | | | |
| | Males. | Females. | Males. | Females. | | | Males. | Females. | Males. | Females. | | | Males. | Females. | Males. | Females. | | |
| 454 | 455 | 456 | 457 | 458 | 459 | 460 | 461 | 462 | 463 | 464 | 465 | 466 | 467 | 468 | 469 | 470 | 471 | |
| ***27,867*** | ***4,139*** | ***16,341*** | ***349*** | ***1,201*** | ***7,387*** | ***19,889*** | ***5,441*** | ***4,855*** | ***482*** | ***216*** | ***9,593*** | ***1,561*** | ***526*** | ***153*** | ***47*** | ***24*** | ***882*** | |
| ***27,864*** | ***4,138*** | ***16,341*** | ***349*** | ***1,201*** | ***7,385*** | ***19,879*** | ***5,437*** | ***4,855*** | ***482*** | ***216*** | ***9,587*** | ***1,561*** | ***526*** | ***153*** | ***47*** | ***24*** | ***882*** | |
| 747 | 292 | 8 | 8 | 1 | 447 | 8,333 | 2,627 | 1,542 | 274 | 151 | 4,164 | ... | ... | ... | ... | ... | ... | 1 |
| ... | ... | ... | ... | ... | ... | 664 | 237 | 173 | 24 | 18 | 254 | 19 | 15 | ... | ... | ... | 4 | 2 |
| 99 | 45 | 1 | ... | ... | 53 | ... | ... | ... | ... | ... | ... | 107 | 47 | ... | ... | ... | 60 | 3 |
| ... | ... | ... | ... | ... | ... | 114 | 38 | 56 | 9 | 5 | 20 | 29 | 9 | 9 | 2 | ... | 11 | 4 |
| 2,525 | 1,005 | 501 | ... | ... | 1,019 | 102 | 67 | ... | 38 | ... | 35 | 376 | 79 | 93 | 30 | 20 | 204 | 5 |
| ... | ... | ... | ... | ... | ... | 17 | 1 | ... | ... | ... | 16 | 10 | 2 | 4 | ... | ... | 4 | 6 |
| 1 | ... | 1 | ... | ... | ... | 10 | 6 | ... | ... | ... | 4 | ... | ... | ... | ... | ... | ... | 7 |
| 5 | ... | 3 | ... | ... | 2 | ... | ... | ... | ... | ... | ... | ... | ... | ... | ... | ... | ... | 8 |
| 10 | 5 | ... | 3 | ... | 5 | ... | ... | ... | ... | ... | ... | ... | ... | ... | ... | ... | ... | 9 |
| 7 | 1 | ... | ... | ... | 6 | ... | ... | ... | ... | ... | ... | ... | ... | ... | ... | ... | ... | 10 |
| 64 | 14 | 6 | ... | ... | 44 | ... | ... | ... | ... | ... | ... | 5 | ... | ... | ... | ... | 5 | 11 |
| 417 | 290 | 61 | ... | 6 | 66 | 91 | 14 | 10 | 1 | ... | 37 | 5 | 5 | ... | 5 | ... | ... | 12 |
| ... | ... | ... | ... | ... | ... | 14 | ... | 5 | ... | ... | 9 | 65 | 52 | ... | 1 | ... | 13 | 13 |
| 58 | 28 | 1 | ... | ... | 29 | 476 | 86 | 154 | 2 | ... | 236 | 14 | 7 | ... | ... | ... | 7 | 14 |
| 141 | 64 | ... | 14 | ... | 77 | 45 | 18 | 2 | ... | ... | 25 | 86 | ... | ... | ... | ... | 86 | 15 |
| 21 | 8 | 5 | ... | ... | 8 | 4 | ... | 2 | ... | ... | 2 | 71 | 7 | 2 | ... | ... | 62 | 16 |
| 252 | 60 | 119 | ... | 24 | 73 | 14 | 2 | 10 | ... | ... | 2 | ... | ... | ... | ... | ... | ... | 17 |
| 2,578 | 330 | 1,651 | 78 | 289 | 597 | 117 | 1 | 31 | ... | ... | 85 | 67 | 4 | 6 | ... | 1 | 57 | 18 |
| 6,625 | 279 | 4,963 | 4 | 100 | 1,383 | 126 | 22 | 42 | ... | 1 | 62 | 55 | 8 | 8 | ... | ... | 39 | 19 |
| 897 | 382 | 65 | 13 | 10 | 440 | 53 | 7 | ... | 1 | ... | 46 | 15 | 1 | ... | ... | ... | 14 | 20 |
| 431 | 4 | 396 | ... | 2 | 31 | 75 | 43 | 10 | ... | ... | 22 | ... | ... | ... | ... | ... | ... | 21 |
| 41 | 21 | ... | 2 | ... | 20 | 2 | 2 | ... | ... | ... | ... | 293 | 137 | 26 | 2 | 3 | 130 | 22 |
| 129 | 10 | 77 | 2 | ... | 42 | 133 | 36 | 43 | ... | 2 | 54 | 178 | 66 | ... | 1 | ... | 112 | 23 |
| 174 | 4 | 150 | ... | 12 | 20 | 5 | ... | ... | ... | ... | 5 | ... | ... | ... | ... | ... | ... | 24 |
| 3,151 | 393 | 2,070 | 34 | 140 | 688 | 99 | 19 | 14 | 1 | ... | 66 | ... | ... | ... | ... | ... | ... | 25 |
| ... | ... | ... | ... | ... | ... | 5 | 4 | ... | ... | ... | 1 | 142 | 79 | 5 | 6 | ... | 58 | 26 |
| 5,456 | 792 | 2,946 | 175 | 364 | 1,718 | 7,532 | 1,643 | 2,399 | 96 | 24 | 3,490 | 24 | 8 | ... | ... | ... | 16 | 27 |
| ... | ... | ... | ... | ... | ... | 26 | ... | 11 | ... | ... | 15 | ... | ... | ... | ... | ... | ... | 28 |
| 4,035 | 101 | 3,317 | 16 | 273 | 617 | 1,822 | 534 | 351 | 36 | 15 | 937 | ... | ... | ... | ... | ... | ... | 29 |
| ***3*** | ***1*** | ... | ... | ... | ***2*** | ***10*** | ***4*** | ... | ... | ... | ***6*** | ... | ... | ... | ... | ... | ... | |
| ... | ... | ... | ... | ... | ... | 1 | ... | ... | ... | ... | 1 | ... | ... | ... | ... | ... | ... | 30 |
| ... | ... | ... | ... | ... | ... | 9 | 4 | ... | ... | ... | 5 | ... | ... | ... | ... | ... | ... | 31 |
| 3 | 1 | ... | ... | ... | 2 | ... | ... | ... | ... | ... | ... | ... | ... | ... | ... | ... | ... | 32 |
| ***209*** | ***84*** | ***35*** | ***4*** | ***1*** | ***90*** | ***842*** | ***181*** | ***186*** | ***2*** | ... | ***475*** | ***104*** | ***7*** | ... | ... | ... | ***97*** | |
| ... | ... | ... | ... | ... | ... | 16 | 7 | ... | ... | ... | 9 | ... | ... | ... | ... | ... | ... | 1 |
| ... | ... | ... | ... | ... | ... | 347 | 88 | 32 | ... | ... | 227 | ... | ... | ... | ... | ... | ... | 2 |
| ... | ... | ... | ... | ... | ... | ... | ... | ... | ... | ... | ... | ... | ... | ... | ... | ... | ... | 3 |
| 35 | 9 | 15 | 1 | ... | 11 | ... | ... | ... | ... | ... | ... | ... | ... | ... | ... | ... | ... | 4 |
| 21 | 13 | ... | 1 | ... | 8 | ... | ... | ... | ... | ... | ... | ... | ... | ... | ... | ... | ... | 5 |
| 3 | 1 | 1 | ... | 1 | 1 | 3 | ... | ... | ... | ... | 3 | 14 | ... | ... | ... | ... | 14 | 6 |
| 26 | 2 | 5 | ... | ... | 19 | ... | ... | ... | ... | ... | ... | ... | ... | ... | ... | ... | ... | 7 |
| 58 | 28 | 1 | ... | ... | 29 | 476 | 86 | 154 | 2 | ... | 236 | 14 | 7 | ... | ... | ... | 7 | 8 |
| ... | ... | ... | ... | ... | ... | ... | ... | ... | ... | ... | ... | 76 | ... | ... | ... | ... | 76 | 9 |
| 13 | ... | 13 | ... | ... | ... | ... | ... | ... | ... | ... | ... | ... | ... | ... | ... | ... | ... | 10 |
| 19 | 11 | ... | ... | ... | 8 | ... | ... | ... | ... | ... | ... | ... | ... | ... | ... | ... | ... | 11 |
| 4 | ... | ... | ... | ... | 4 | ... | ... | ... | ... | ... | ... | ... | ... | ... | ... | ... | ... | 12 |
| 30 | 20 | ... | 2 | ... | 10 | ... | ... | ... | ... | ... | ... | ... | ... | ... | ... | ... | ... | 13 |



This content downloaded from
106.51.163.168 on Wed, 05 Jun 2024 15:15:17 +00:00
All use subject to https://about.jstor.org/terms

CLASS B: SUB-CLASS III.—

Order 12.—Food industries—*concld.*

| DISTRICT, STATE OR CITY. | 65. Toddy Drawers. | | | | | | 66. Manufacturers of tobacco, opium and ganja. | | | | | |
|---|---|---|---|---|---|---|---|---|---|---|---|---|
| | Total workers and dependents. | Actual workers. | | | | Dependents. | Total workers and dependents. | Actual workers. | | | | Dependents. |
| | | Total. | | Partially agriculturist. | | | | Total. | | Partially agriculturist. | | |
| | | Males. | Females. | Males. | Females. | | | Males. | Females. | Males. | Females. | |
| | 472 | 473 | 474 | 475 | 476 | 477 | 478 | 479 | 480 | 481 | 482 | 483 |
| **MADRAS** ... | *303,420* | *111,242* | *3,187* | *17,254* | *451* | *188,991* | *12,341* | *4,851* | *662* | *144* | *11* | *6,828* |
| **(1) British Territory** ... | *302,995* | *111,061* | *3,187* | *17,225* | *451* | *188,747* | *12,333* | *4,847* | *662* | *142* | *11* | *6,824* |
| 1. Ganjám ... ... | 870 | 291 | ... | 43 | ... | 579 | 94 | 25 | 17 | 18 | 1 | 52 |
| 2. Agency, Ganjám ... | 34 | 6 | ... | ... | ... | 28 | ... | ... | ... | ... | ... | ... |
| 3. Vizagapatam ... ... | 3,364 | 1,431 | 245 | 431 | 32 | 1,688 | 1,043 | 351 | 190 | 5 | 4 | 502 |
| 4. Agency, Vizagapatam. | 121 | 36 | ... | 17 | ... | 85 | 97 | 46 | ... | 4 | ... | 51 |
| 5. Gódávari ... ... | 5,788 | 2,675 | 45 | 372 | ... | 3,068 | 909 | 314 | 119 | 37 | 6 | 476 |
| 6. Agency, Gódávari ... | 229 | 95 | 12 | 11 | ... | 122 | 12 | 6 | 1 | 2 | ... | 5 |
| 7. Kistna ... ... | 17,636 | 6,361 | 948 | 2,032 | 169 | 10,327 | 469 | 190 | 47 | 32 | ... | 232 |
| 8. Guntúr ... ... | 2,276 | 774 | 275 | 234 | 14 | 1,227 | 5 | 3 | ... | ... | ... | 2 |
| 9. Nellore ... ... | 4,594 | 1,757 | 172 | 607 | 10 | 2,665 | 30 | 18 | ... | ... | ... | 12 |
| 10. Cuddapah ... ... | 594 | 222 | 78 | 29 | 8 | 294 | 46 | 25 | 3 | 10 | ... | 18 |
| 11. Kurnool ... ... | 1,515 | 736 | 136 | 115 | 34 | 643 | 17 | 3 | ... | ... | ... | 14 |
| 12. Bellary ... ... | 880 | 394 | ... | 25 | ... | 486 | 25 | 14 | 4 | ... | ... | 7 |
| 13. Anantapur ... ... | 1,768 | 836 | 319 | 112 | 96 | 613 | 26 | 17 | 1 | ... | ... | 8 |
| 14. Madras ... ... | 3,842 | 1,267 | 15 | 13 | ... | 2,560 | 1,308 | 487 | 95 | 1 | ... | 726 |
| 15. Chinglepet ... ... | 6,731 | 2,807 | ... | 201 | ... | 3,924 | 176 | 69 | ... | ... | ... | 107 |
| 16. Chittoor ... ... | 2,022 | 693 | 72 | 106 | 5 | 1,257 | 866 | 215 | 5 | ... | ... | 646 |
| 17. North Arcot ... | 7,317 | 2,636 | ... | 399 | ... | 4,681 | 323 | 192 | 2 | ... | ... | 129 |
| 18. Salem ... ... ... | 17,022 | 6,557 | 559 | 1,068 | 69 | 9,906 | 208 | 118 | 1 | 18 | ... | 89 |
| 19. Coimbatore ... ... | 31,260 | 13,196 | ... | 997 | ... | 18,064 | 123 | 44 | 13 | 3 | ... | 66 |
| 20. South Arcot ... ... | 5,425 | 1,715 | 165 | 204 | 5 | 3,545 | 98 | 58 | ... | ... | ... | 40 |
| 21. Tanjore ... ... | 17,234 | 5,837 | ... | 412 | ... | 11,397 | 531 | 197 | 8 | 2 | ... | 326 |
| 22. Trichinopoly ... | 6,197 | 2,215 | ... | 210 | ... | 3,982 | 2,317 | 805 | 85 | 3 | ... | 1,427 |
| 23. Madura ... ... | 1,931 | 648 | ... | 31 | ... | 1,283 | 572 | 125 | 31 | 5 | ... | 416 |
| 24. Rámnád ... ... | 7,766 | 2,848 | 80 | 298 | 2 | 4,838 | 46 | 27 | 2 | ... | ... | 17 |
| 25. Tinnevelly ... ... | 64,465 | 19,678 | ... | 3,412 | ... | 44,787 | 171 | 132 | 2 | 3 | ... | 37 |
| 26. Nilgiris ... ... | 5 | ... | ... | ... | ... | 5 | 31 | 2 | 4 | ... | ... | 25 |
| 27. Malabar ... ... | 70,091 | 25,668 | ... | 4,064 | ... | 44,423 | 1,891 | 863 | 11 | ... | ... | 1,017 |
| 28. Anjengo ... ... | 63 | 14 | ... | ... | ... | 49 | ... | ... | ... | ... | ... | ... |
| 29. South Canara ... | 21,955 | 9,668 | 66 | 1,782 | 7 | 12,221 | 899 | 501 | 21 | 1 | ... | 377 |
| **(2) Feudatory States** ... | *425* | *181* | ... | *29* | ... | *244* | 8 | *4* | ... | *2* | ... | *4* |
| 30. Pudukkóttai ... ... | 363 | 153 | ... | 24 | ... | 210 | 8 | 4 | ... | 2 | ... | 4 |
| 31. Banganapalle ... | 62 | 28 | ... | 5 | ... | 34 | ... | ... | ... | ... | ... | ... |
| 32. Sandúr ... ... | ... | ... | ... | ... | ... | ... | ... | ... | ... | ... | ... | ... |
| **(3) Cities** ... | *7,548* | *2,341* | *22* | *31* | ... | *5,185* | *4,454* | *1,648* | *171* | *15* | ... | *2,635* |
| 1. Bellary ... ... | 108 | 28 | ... | ... | ... | 80 | ... | ... | ... | ... | ... | ... |
| 2. Calicut ... ... | 686 | 296 | ... | 10 | ... | 590 | 497 | 208 | ... | ... | ... | 289 |
| 3. Cocanada ... ... | 199 | 73 | ... | ... | ... | 126 | 119 | 31 | ... | ... | ... | 88 |
| 4. Coimbatore ... ... | 478 | 46 | ... | ... | ... | 432 | 2 | 2 | ... | ... | ... | ... |
| 5. Conjeeveram ... | 383 | 75 | ... | ... | ... | 308 | 56 | 6 | ... | ... | ... | 50 |
| 6. Cuddalore ... ... | 485 | 142 | 7 | 2 | ... | 336 | 11 | 7 | ... | ... | ... | 4 |
| 7. Kumbakonam ... | 229 | 84 | ... | ... | ... | 145 | 11 | 2 | 3 | ... | ... | 6 |
| 8. Madras ... ... | 3,842 | 1,267 | 15 | 13 | ... | 2,560 | 1,308 | 487 | 95 | 1 | ... | 726 |
| 9. Madura ... ... | 349 | 142 | ... | 3 | ... | 207 | 78 | 32 | ... | ... | ... | 46 |
| 10. Negapatam ... ... | 240 | 63 | ... | 2 | ... | 177 | 103 | 59 | ... | ... | ... | 44 |
| 11. Salem ... ... ... | 99 | 39 | ... | ... | ... | 60 | 99 | 74 | ... | 13 | ... | 25 |
| 12. Tanjore ... ... | 45 | 11 | ... | 1 | ... | 34 | 31 | 14 | ... | ... | ... | 17 |
| 13. Trichinopoly ... | 205 | 75 | ... | ... | ... | 130 | 2,139 | 726 | 73 | 1 | ... | 1,340 |

This content downloaded from
106.51.163.168 on Wed, 05 Jun 2024 15:15:17 +00:00
All use subject to https://about.jstor.org/terms

# XV-A.

## for districts, etc.—*continued.*

INDUSTRY—*cont.*

| Total workers and dependents. | Total Order 13. Actual workers. Total. Males. | Females. | Partially agriculturist. Males. | Females. | Dependents. | Order 13.—Industries of dress and the toilet. 67. Hat, cap and turban makers. Total workers and dependents. | Actual workers. Total. Males. | Females. | Partially agricul-turist. Males. | Females. | Dependents. | 68. Tailors, milliners, dress makers and darners, embroiderers on linen. Total workers and dependents. | Actual workers. Total. Males. | Females. | Partially agricul-turist. Males. | Females. | Dependents. | NUMBER. |
|---|---|---|---|---|---|---|---|---|---|---|---|---|---|---|---|---|---|---|
| 484 | 485 | 486 | 487 | 488 | 489 | 490 | 491 | 492 | 493 | 494 | 495 | 496 | 497 | 498 | 499 | 500 | 501 | |
| ***1,235,134*** | ***415,594*** | ***211,414*** | ***80,057*** | ***22,002*** | ***608,126*** | ***2,894*** | ***250*** | ***1,517*** | ***8*** | ***4*** | ***1,127*** | ***83,777*** | ***25,682*** | ***12,018*** | ***1,261*** | ***331*** | ***46,077*** | |
| ***1,226,286*** | ***412,434*** | ***209,502*** | ***78,982*** | ***21,624*** | ***604,350*** | ***2,894*** | ***250*** | ***1,517*** | ***8*** | ***4*** | ***1,127*** | ***83,423*** | ***25,549*** | ***12,001*** | ***1,254*** | ***331*** | ***45,573*** | |
| 53,434 | 16,030 | 13,670 | 4,672 | 2,700 | 23,734 | ... | ... | ... | ... | ... | ... | 1,189 | 361 | 160 | 25 | 2 | 668 | 1 |
| 1,078 | 402 | 227 | 90 | 35 | 449 | ... | ... | ... | ... | ... | ... | 10 | 5 | 1 | 1 | ... | 4 | 2 |
| 85,044 | 29,368 | 19,314 | 9,053 | 3,384 | 36,362 | 1 | 1 | ... | ... | ... | ... | 4,051 | 1,384 | 729 | 272 | 90 | 1,938 | 3 |
| 4,691 | 1,456 | 1,005 | 201 | 65 | 2,230 | ... | ... | ... | ... | ... | ... | 222 | 94 | 40 | 23 | 2 | 88 | 4 |
| 58,660 | 19,982 | 11,295 | 2,210 | 603 | 27,383 | 30 | ... | 25 | ... | ... | 5 | 2,758 | 942 | 367 | 87 | 53 | 1,449 | 5 |
| 6,554 | 1,961 | 1,457 | 333 | 212 | 3,136 | ... | ... | ... | ... | ... | ... | 160 | 36 | 27 | 1 | 2 | 97 | 6 |
| 92,946 | 33,472 | 17,541 | 6,770 | 1,397 | 41,933 | 111 | 24 | 15 | 1 | ... | 72 | 3,471 | 817 | 552 | 44 | 9 | 2,092 | 7 |
| 90,296 | 32,632 | 14,792 | 11,589 | 2,202 | 42,872 | 37 | 16 | ... | 6 | ... | 21 | 2,903 | 856 | 680 | 68 | 22 | 1,367 | 8 |
| 81,714 | 30,990 | 10,500 | 8,348 | 1,336 | 40,224 | ... | ... | ... | ... | ... | ... | 2,127 | 692 | 387 | 137 | 28 | 1,048 | 9 |
| 44,764 | 16,108 | 7,015 | 3,925 | 1,207 | 21,641 | ... | ... | ... | ... | ... | ... | 2,076 | 786 | 172 | 68 | 18 | 1,118 | 10 |
| 32,209 | 12,254 | 6,168 | 2,599 | 751 | 13,787 | ... | ... | ... | ... | ... | ... | 1,626 | 470 | 275 | 51 | 22 | 881 | 11 |
| 24,578 | 7,772 | 4,794 | 1,013 | 390 | 12,012 | 4 | ... | 4 | ... | ... | ... | 3,120 | 888 | 779 | 19 | 12 | 1,453 | 12 |
| 37,835 | 12,588 | 7,200 | 2,544 | 1,367 | 18,047 | ... | ... | ... | ... | ... | ... | 1,763 | 567 | 211 | 29 | 6 | 985 | 13 |
| 23,027 | 7,834 | 1,227 | 15 | 1 | 13,966 | 204 | 70 | 6 | ... | ... | 128 | 11,369 | 3,910 | 660 | 2 | ... | 6,799 | 14 |
| 33,430 | 10,520 | 3,906 | 1,149 | 104 | 19,004 | 4 | 2 | ... | ... | ... | 2 | 2,235 | 583 | 240 | 15 | 1 | 1,412 | 15 |
| 32,445 | 11,857 | 6,438 | 3,081 | 602 | 14,150 | ... | ... | ... | ... | ... | ... | 1,371 | 407 | 235 | 56 | 5 | 729 | 16 |
| 40,090 | 12,796 | 7,358 | 2,620 | 681 | 19,936 | 32 | ... | 10 | ... | ... | 22 | 3,071 | 675 | 552 | 28 | 2 | 1,844 | 17 |
| 42,173 | 14,212 | 6,796 | 2,636 | 1,432 | 21,165 | ... | ... | ... | ... | ... | ... | 1,730 | 592 | 222 | 34 | 19 | 916 | 18 |
| 78,792 | 25,947 | 3,555 | 1,100 | 137 | 44,290 | 7 | 1 | ... | ... | ... | 6 | 1,995 | 662 | 170 | 8 | ... | 1,163 | 19 |
| 44,710 | 14,079 | 6,551 | 4,351 | 751 | 24,080 | ... | ... | ... | ... | ... | ... | 1,566 | 462 | 180 | 31 | 1 | 924 | 20 |
| 38,475 | 12,023 | 4,218 | 1,397 | 224 | 22,234 | ... | ... | ... | ... | ... | ... | 2,428 | 725 | 171 | 11 | 2 | 1,532 | 21 |
| 55,154 | 18,525 | 7,073 | 2,727 | 778 | 29,556 | 42 | 6 | ... | 1 | ... | 36 | 2,388 | 680 | 111 | 11 | 3 | 1 597 | 22 |
| 51,463 | 16,581 | 8,043 | 1,638 | 393 | 26,839 | 5 | 2 | ... | ... | ... | 3 | 3,638 | 917 | 370 | 33 | 5 | 2,351 | 23 |
| 38,471 | 13,292 | 6 004 | 1,437 | 341 | 19,175 | 1 | 1 | ... | ... | ... | ... | 1,843 | 693 | 84 | 13 | 1 | 1,06 | 24 |
| 47,378 | 15531 | 6,835 | 1,744 | 260 | 25,012 | 198 | ... | 10 | ... | ... | 188 | 3,297 | 1,126 | 317 | 90 | 8 | 1,854 | 25 |
| 2,705 | 901 | 250 | 13 | 2 | 1,554 | ... | ... | ... | ... | ... | ... | 1,115 | 381 | 25 | 10 | 1 | 709 | 26 |
| 72,247 | 19,489 | 18,744 | 1,246 | 200 | 34,014 | 1,805 | 52 | 1,208 | ... | 4 | 545 | 16,126 | 4,676 | 3,440 | 78 | 11 | 8,010 | 27 |
| 231 | 36 | 70 | ... | 4 | 125 | ... | ... | ... | ... | ... | ... | 194 | 24 | 68 | .. | 4 | 102 | 28 |
| 11,692 | 3,796 | 2,456 | 501 | 165 | 5,440 | 413 | 75 | 239 | ... | ... | 99 | 3,581 | 1,138 | 766 | 9 | 2 | 1,677 | 29 |
| ***8,848*** | ***3,160*** | ***1,912*** | ***1,075*** | ***378*** | ***3,776*** | ... | ... | ... | ... | ... | ... | ***354*** | ***133*** | ***17*** | ***7*** | ... | ***204*** | |
| 6,995 | 2,497 | 1,521 | 902 | 331 | 2,977 | ... | ... | ... | ... | ... | ... | 170 | 70 | 4 | 4 | ... | 96 | 30 |
| 1,531 | 565 | 326 | 154 | 37 | 640 | ... | ... | ... | ... | ... | ... | 122 | 40 | 7 | 1 | ... | 75 | 31 |
| 322 | 98 | 65 | 19 | 10 | 159 | ... | ... | ... | ... | ... | ... | 62 | 23 | 5 | 2 | ... | 33 | 32 |
| ***51,611*** | ***16,520*** | ***4,224*** | ***175*** | ***158*** | ***30,867*** | ***231*** | ***70*** | ***6*** | ... | ... | ***155*** | ***19,625*** | ***6,022*** | ***1,530*** | ***13*** | ***20*** | ***12,073*** | |
| 2,420 | 744 | 238 | 31 | 106 | 1,438 | ... | ... | ... | ... | ... | ... | 591 | 196 | 42 | ... | 2 | 353 | 1 |
| 2,682 | 796 | 600 | 10 | ... | 1,286 | ... | ... | ... | ... | ... | ... | 1,331 | 360 | 305 | ... | ... | 666 | 2 |
| 3,132 | 1,228 | 322 | 26 | 18 | 1,582 | ... | ... | ... | ... | ... | ... | 212 | 69 | 9 | 2 | ... | 134 | 3 |
| 1,058 | 485 | 28 | 2 | ... | 545 | ... | ... | ... | ... | ... | ... | 295 | 102 | 26 | .. | .. | 167 | 4 |
| 1,110 | 388 | 65 | 2 | .. | 657 | ... | ... | ... | ... | ... | ... | 150 | 59 | ... | ... | ... | 91 | 5 |
| 1,463 | 449 | 218 | 32 | ... | 796 | ... | ... | ... | ... | ... | ... | 221 | 43 | 57 | ... | ... | 121 | 6 |
| 1,556 | 461 | 80 | 1 | ... | 1,015 | ... | ... | ... | ... | ... | ... | 382 | 118 | 30 | ... | ... | 234 | 7 |
| 23,027 | 7,834 | 1,227 | 15 | 1 | 13,966 | 204 | 70 | 6 | ... | ... | 128 | 11,369 | 3,910 | 660 | 2 | ... | 6,799 | 8 |
| 5,904 | 1,649 | 701 | 51 | ... | 3,554 | ... | ... | ... | ... | ... | ... | 2,346 | 485 | 268 | 8 | ... | 1,593 | 9 |
| 1,514 | 376 | 220 | 1 | ... | 918 | ... | ... | ... | ... | ... | ... | 287 | 68 | 15 | .. | ... | 204 | 10 |
| 1,393 | 282 | 143 | ... | 33 | 968 | ... | ... | ... | ... | ... | ... | 414 | 118 | 42 | ... | 18 | 254 | 11 |
| 1,504 | 487 | 118 | 3 | ... | 899 | ... | ... | ... | ... | ... | ... | 387 | 134 | 16 | 1 | ... | 237 | 12 |
| 4,848 | 1,341 | 264 | 1 | ... | 3,243 | 27 | ... | ... | ... | ... | 27 | 1,640 | 360 | 60 | ... | ... | 1,220 | 13 |

This content downloaded from
106.51.163.168 on Wed, 05 Jun 2024 15:15:17 +00:00
All use subject to https://about.jstor.org/terms

# TABLE

## Occupation. Part II.—Details

CLASS B. SUB-CLASS III.—

Order 13.—Industries of

| DISTRICT, STATE OR CITY. | 69. Shoe, boot and sandal makers. | | | | | | 70. Other industries pertaining to dress gloves, socks, gaiters, belts, buttons umbrellas, canes, etc. | | | | | |
|---|---|---|---|---|---|---|---|---|---|---|---|---|
| | Total workers and dependents. | Actual workers. | | | | Dependents. | Total workers and dependents. | Actual workers. | | | | Dependents. |
| | | Total | | Partially agriculturist. | | | | Total. | | Partially agriculturist. | | |
| | | Males. | Females. | Males. | Females. | | | Males. | Females. | Males. | Females. | |
| | 502 | 503 | 504 | 505 | 506 | 507 | 508 | 509 | 510 | 511 | 512 | 513 |
| **MADRAS** ... | *2,77,702* | *1,07,562* | *15,888* | *21,502* | *2,455* | *1,54,252* | *4,228* | *1,004* | *1,068* | *69* | *41* | *2,156* |
| **(1) British Territory** ... | *2,77,179* | *1,07,382* | *15,871* | *21,497* | *2,451* | *1,53,926* | *4,226* | *1,004* | *1,068* | *69* | *41* | *2,154* |
| 1. Ganjám ... ... | 2,318 | 851 | 267 | 273 | 8 | 1,200 | ... | ... | ... | ... | ... | ... |
| 2. Agency, Ganjám ... | ... | ... | ... | ... | ... | ... | ... | ... | ... | ... | ... | ... |
| 3. Vizagapatam ... | 5,560 | 2,035 | 740 | 342 | 89 | 2,785 | 234 | 64 | 78 | 14 | 17 | 92 |
| 4. Agency, Vizagapatam | 485 | 99 | 67 | 7 | 11 | 319 | ... | ... | ... | ... | ... | ... |
| 5. Gódávari ... ... | 16,305 | 5,639 | 2,109 | 54 | 4 | 8,557 | 27 | 3 | 1 | ... | ... | 23 |
| 6. Agency, Gódávari ... | 3,034 | 852 | 479 | 132 | 141 | 1,703 | ... | ... | ... | ... | ... | ... |
| 7. Kistna ... ... | 30,563 | 14,431 | 2,254 | 2,423 | 274 | 13,878 | 19 | 12 | ... | 2 | ... | 7 |
| 8. Guntúr ... ... | 36,169 | 15,194 | 1,124 | 6,200 | 303 | 19,851 | 32 | 21 | ... | 9 | ... | 11 |
| 9. Nellore ... ... | 42,589 | 17,352 | 1,600 | 5,171 | 516 | 23,637 | 568 | 68 | 2 | 6 | ... | 498 |
| 10. Cuddapah ... ... | 15,151 | 5,593 | 1,181 | 1,895 | 284 | 8,377 | 30 | 12 | 10 | 6 | 9 | 8 |
| 11. Kurnool ... ... | 10,919 | 5,019 | 348 | 728 | 81 | 5,552 | 26 | 7 | 11 | 3 | ... | 8 |
| 12. Bellary ... ... | 7,197 | 2,567 | 481 | 356 | 64 | 4,149 | 43 | 14 | 20 | ... | ... | 9 |
| 13. Anantapur ... ... | 12,333 | 4,457 | 1,153 | 916 | 201 | 6,723 | 68 | 23 | 18 | 15 | ... | 27 |
| 14. Madras ... ... | 3,522 | 1,130 | 99 | 3 | ... | 2,293 | 146 | 53 | 7 | ... | ... | 86 |
| 15. Chingleput ... ... | 2,336 | 787 | 70 | 76 | ... | 1,479 | 5 | 4 | ... | ... | ... | 1 |
| 16. Chittoor ... ... | 1,729 | 899 | 35 | 153 | 13 | 795 | 204 | 44 | 10 | 1 | 2 | 150 |
| 17. North Arcot ... | 3,432 | 1,291 | 103 | 198 | 1 | 2,038 | 72 | 24 | 15 | 6 | 1 | 33 |
| 18. Salem ... ... | 11,981 | 4,396 | 718 | 878 | 243 | 6,867 | 22 | 11 | 2 | 1 | ... | 9 |
| 19. Coimbatore ... ... | 26,960 | 8,746 | 592 | 309 | 26 | 17,622 | 68 | 20 | 8 | 2 | ... | 40 |
| 20. South Arcot ... | 3,415 | 1,147 | 204 | 368 | 63 | 2,064 | 4 | 1 | ... | ... | ... | 3 |
| 21. Tanjore ... ... | 1,343 | 397 | 35 | 19 | 1 | 911 | 39 | 12 | 3 | ... | ... | 24 |
| 22. Trichinopoly ... | 15,310 | 5,379 | 794 | 358 | 21 | 9,137 | 42 | 12 | 13 | ... | ... | 17 |
| 23. Madura ... ... | 9,374 | 3,446 | 264 | 170 | 6 | 5,664 | 122 | 87 | ... | ... | ... | 35 |
| 24. Ramnád ... ... | 5,804 | 2,451 | 311 | 307 | 26 | 3,042 | 871 | 12 | 484 | 1 | 7 | 375 |
| 25. Tinnevelly ... ... | 5,044 | 1,739 | 463 | 92 | 46 | 2,842 | 140 | 30 | 4 | ... | 4 | 106 |
| 26. Nilgiris ... ... | 297 | 103 | 1 | ... | ... | 193 | 3 | ... | ... | ... | ... | 3 |
| 27. Malabar ... ... | 2,554 | 843 | 80 | 14 | ... | 1,631 | 1,385 | 443 | 380 | 3 | 1 | 562 |
| 28. Anjengo ... ... | ... | ... | ... | ... | ... | ... | ... | ... | ... | ... | ... | ... |
| 29. South Canara ... | 1,455 | 539 | 299 | 55 | 29 | 617 | 56 | 27 | 2 | ... | ... | 27 |
| **(2) Feudatory States** ... | *523* | *180* | *17* | *5* | *4* | *326* | *2* | ... | ... | ... | ... | *2* |
| 30. Pudukkóttai ... | 190 | 67 | 5 | 5 | ... | 118 | 2 | ... | ... | ... | ... | 2 |
| 31. Banganapalle ... | 281 | 110 | 5 | ... | ... | 166 | ... | ... | ... | ... | ... | ... |
| 32. Sandúr ... ... | 52 | 3 | 7 | ... | 4 | 42 | ... | ... | ... | ... | ... | ... |
| **(3) Cities** ... ... | *6,048* | *1,783* | *139* | *15* | ... | *4,126* | *202* | *67* | *9* | ... | ... | *126* |
| 1. Bellary ... ... | 649 | 214 | ... | 11 | ... | 435 | ... | ... | ... | ... | ... | ... |
| 2. Calicut ... ... | 113 | 35 | 2 | ... | ... | 76 | 33 | 10 | ... | ... | ... | 23 |
| 3. Cocanada ... ... | 99 | 29 | ... | ... | ... | 70 | ... | ... | ... | ... | ... | ... |
| 4. Coimbatore ... ... | 217 | 64 | 2 | ... | ... | 151 | 6 | 1 | ... | ... | ... | 5 |
| 5. Conjeeveram ... | 128 | 45 | 4 | 1 | ... | 79 | ... | ... | ... | ... | ... | ... |
| 6. Cuddalore ... ... | 93 | 21 | ... | ... | ... | 72 | ... | ... | ... | ... | ... | ... |
| 7. Kumbakónam ... | 51 | 11 | 6 | ... | ... | 34 | 15 | 2 | 2 | ... | ... | 11 |
| 8. Madras ... ... | 3,522 | 1,130 | 99 | 3 | ... | 2,293 | 146 | 53 | 7 | ... | ... | 86 |
| 9. Madura ... ... | 81 | 36 | 8 | ... | ... | 37 | ... | ... | ... | ... | ... | ... |
| 10. Negapatam ... | 101 | 34 | ... | ... | ... | 67 | 2 | 1 | ... | ... | ... | 1 |
| 11. Salem ... ... | 513 | 55 | 18 | ... | ... | 440 | ... | ... | ... | ... | ... | ... |
| 12. Tanjore ... ... | 225 | 79 | ... | ... | ... | 146 | ... | ... | ... | ... | ... | ... |
| 13. Trichinopoly ... | 256 | 30 | ... | ... | ... | 226 | ... | ... | ... | ... | ... | ... |

This content downloaded from
106.51.163.168 on Wed, 05 Jun 2024 15:15:17 +00:00
All use subject to https://about.jstor.org/terms

# XV-A.

## for districts, etc.—*continued.*

INDUSTRY—*cont.*

dress and the toilet—*concld.*

| Total workers and dependents. | 71. Washing, cleaning and dyeing. Actual workers. Total. Males. | Females. | Partially agriculturist. Males. | Females. | Dependents. | 72. Barbers, hairdressers and wig makers. Total workers and dependents. | Actual workers. Total. Males. | Females. | Partially agriculturist. Males. | Females. | Dependents. | 73. Other industries connected with the toilet (tattooers, shampooers, bath houses, etc.). Total workers and dependents. | Actual workers. Total. Males. | Females. | Partially agriculturist. Males. | Females. | Dependents. | NUMBER. |
|---|---|---|---|---|---|---|---|---|---|---|---|---|---|---|---|---|---|---|
| 514 | 515 | 516 | 517 | 518 | 519 | 520 | 521 | 522 | 523 | 524 | 525 | 526 | 527 | 528 | 529 | 530 | 531 | |
| ***603,630*** | ***186,653*** | ***175,996*** | ***36,390*** | ***18,684*** | ***240,981*** | ***260,537*** | ***94,074*** | ***4,074*** | ***20,808*** | ***454*** | ***162,389*** | ***2,366*** | ***369*** | ***853*** | ***19*** | ***33*** | ***1,144*** | |
| ***598,104*** | ***184,792*** | ***174,194*** | ***35,806*** | ***18,326*** | ***239,118*** | ***258,116*** | ***93,089*** | ***4,012*** | ***20,329*** | ***438*** | ***161,015*** | ***2,344*** | ***368*** | ***839*** | ***19*** | ***33*** | ***1,137*** | |
| 37,140 | 10,237 | 13,242 | 3,180 | 2,990 | 13,661 | 12,773 | 4,581 | ... | 1,194 | ... | 8,192 | 14 | ... | 1 | ... | ... | 13 | 1 |
| 790 | 277 | 226 | 65 | 35 | 287 | 278 | 120 | ... | 24 | ... | 158 | ... | ... | ... | ... | ... | ... | 2 |
| 56,307 | 18,155 | 17,765 | 5,453 | 3,188 | 20,387 | 18,889 | 7,729 | ... | 2,972 | ... | 11,160 | 2 | ... | 2 | ... | ... | ... | 3 |
| 2,963 | 926 | 858 | 108 | 52 | 1,139 | 1,021 | 337 | ... | 93 | ... | 684 | ... | ... | ... | ... | ... | ... | 4 |
| 29,541 | 9,681 | 8,786 | 1,540 | 446 | 11,074 | 9,990 | 3,717 | ... | 529 | ... | 6,273 | 9 | ... | 7 | ... | ... | 2 | 5 |
| 2,785 | 882 | 936 | 169 | 65 | 967 | 575 | 191 | 15 | 31 | 4 | 369 | ... | ... | ... | ... | ... | ... | 6 |
| 46,607 | 14,000 | 14,183 | 3,203 | 1,038 | 18,424 | 12,129 | 4,188 | 486 | 1,097 | 76 | 7,455 | 46 | ... | 41 | ... | ... | 5 | 7 |
| 42,864 | 13,379 | 12,984 | 4,022 | 1,874 | 16,501 | 8,271 | 3,166 | ... | 1,264 | ... | 5,105 | 20 | ... | 4 | ... | 3 | 10 | 8 |
| 29,719 | 10,223 | 8,498 | 2,204 | 790 | 10,998 | 6,697 | 2,655 | ... | 830 | ... | 4,042 | 14 | ... | 13 | ... | 2 | 1 | 9 |
| 22,653 | 7,801 | 5,642 | 438 | 895 | 9,210 | 4,832 | 1,916 | ... | 518 | ... | 2,916 | 22 | ... | 10 | ... | 1 | 12 | 10 |
| 16,363 | 5,229 | 5,502 | 1,298 | 642 | 5,632 | 3,275 | 1,529 | 32 | 519 | 6 | 1,714 | ... | ... | ... | ... | ... | ... | 11 |
| 10,836 | 3,031 | 3,474 | 471 | 311 | 4,331 | 3,347 | 1,272 | 21 | 167 | 1 | 2,054 | 31 | ... | 15 | ... | 2 | 16 | 12 |
| 16,665 | 4,694 | 5,468 | 897 | 1,077 | 6,703 | 6,731 | 2,841 | 317 | 687 | 83 | 3,573 | 75 | 6 | 33 | ... | ... | 36 | 13 |
| 4,303 | 1,384 | 411 | 6 | 1 | 2,508 | 3,409 | 1,262 | 24 | 3 | ... | 2,123 | 74 | 25 | 20 | 1 | ... | 29 | 14 |
| 18,691 | 5,959 | 3,580 | 671 | 103 | 9,152 | 10,112 | 3,171 | ... | 387 | ... | 6,941 | 47 | 14 | 16 | ... | ... | 17 | 15 |
| 21,093 | 7,502 | 6,106 | 1,985 | 578 | 8,385 | 7,083 | 3,005 | 14 | 886 | ... | 4,064 | 65 | ... | 38 | ... | 1 | 27 | 16 |
| 22,181 | 6,829 | 6,379 | 1,306 | 833 | 8,973 | 11,160 | 3,935 | 242 | 1,082 | 44 | 6,983 | 142 | 42 | 57 | ... | ... | 43 | 17 |
| 16,022 | 5,824 | 5,377 | 1,011 | 1,101 | 7,721 | 9,458 | 3,372 | 453 | 712 | 69 | 5,633 | 60 | 17 | 24 | ... | ... | 19 | 18 |
| 25,846 | 8,991 | 7,697 | 286 | 111 | 12,158 | 20,661 | 7,465 | ... | 489 | ... | 13,196 | 255 | 62 | 88 | 6 | ... | 105 | 19 |
| 25,851 | 7,797 | 5,937 | 2,257 | 663 | 12,117 | 13,644 | 4,649 | 104 | 1,693 | 14 | 8,891 | 230 | 23 | 120 | 2 | 10 | 81 | 20 |
| 17,539 | 5,436 | 3,665 | 530 | 199 | 8,438 | 16,785 | 5,451 | 192 | 837 | 22 | 11,142 | 341 | 2 | 152 | ... | ... | 187 | 21 |
| 22,394 | 6,876 | 6,124 | 999 | 749 | 9,394 | 14,817 | 5,527 | ... | 1,356 | ... | 9,290 | 161 | 45 | 31 | 2 | 5 | 85 | 22 |
| 27,568 | 8,032 | 7,396 | 803 | 582 | 12,140 | 10,620 | 4,004 | ... | 627 | ... | 6,556 | 136 | 33 | 13 | 5 | ... | 90 | 23 |
| 19,399 | 6,316 | 4,806 | 622 | 269 | 8,277 | 10,491 | 3,815 | 286 | 404 | 34 | 6,390 | 62 | 4 | 33 | ... | 4 | 25 | 24 |
| 23,698 | 7,832 | 5,950 | 716 | 197 | 9,907 | 14,782 | 4,793 | ... | 844 | ... | 9,989 | 219 | 11 | 82 | 2 | 5 | 128 | 25 |
| 1,032 | 334 | 220 | 2 | 1 | 478 | 252 | 81 | ... | 1 | ... | 171 | 6 | 2 | 4 | ... | ... | ... | 26 |
| 27,443 | 6,457 | 11,895 | 422 | 115 | 9,099 | 22,633 | 6,943 | 1,712 | 728 | 69 | 13,978 | 301 | 75 | 29 | 1 | ... | 197 | 27 |
| 23 | 8 | 1 | ... | ... | 14 | 14 | 4 | 1 | ... | ... | 9 | ... | ... | ... | ... | ... | ... | 28 |
| 2,788 | 700 | 1,037 | 142 | 121 | 1,051 | 3,387 | 1,310 | 113 | 295 | 13 | 1,956 | 12 | 7 | ... | ... | ... | 5 | 29 |
| ***5,526*** | ***1,861*** | ***1,802*** | ***584*** | ***358*** | ***1,863*** | ***2,421*** | ***985*** | ***62*** | ***479*** | ***16*** | ***1,374*** | ***22*** | ***1*** | ***14*** | ... | ... | ***7*** | ... |
| 4,431 | 1,476 | 1,436 | 457 | 315 | 1,519 | 2,180 | 883 | 62 | 435 | 16 | 1,235 | 22 | 1 | 14 | ... | ... | 7 | 30 |
| 933 | 332 | 314 | 115 | 37 | 287 | 195 | 83 | ... | 38 | ... | 112 | ... | ... | ... | ... | ... | ... | 31 |
| 162 | 53 | 52 | 12 | 6 | 57 | 46 | 19 | ... | 5 | ... | 27 | ... | ... | ... | ... | ... | ... | 32 |
| ***14,932*** | ***4,629*** | ***2,321*** | ***100*** | ***138*** | ***7,985*** | ***10,138*** | ***3,886*** | ***72*** | ***46*** | ... | ***6,180*** | ***435*** | ***66*** | ***147*** | ***1*** | ... | ***222*** | |
| 694 | 123 | 196 | 11 | 104 | 375 | 486 | 211 | ... | 9 | ... | 275 | ... | ... | ... | ... | ... | ... | 1 |
| 509 | 148 | 257 | 2 | ... | 104 | 685 | 239 | 36 | 8 | ... | 410 | 11 | 4 | ... | ... | ... | 7 | 2 |
| 1,908 | 659 | 313 | 23 | 18 | 936 | 913 | 471 | ... | 1 | ... | 442 | ... | ... | ... | ... | ... | ... | 3 |
| 287 | 153 | ... | ... | ... | 114 | 273 | 165 | ... | 2 | ... | 108 | ... | ... | ... | ... | ... | ... | 4 |
| 459 | 161 | 61 | 1 | ... | 237 | 372 | 122 | ... | ... | ... | 250 | 1 | 1 | ... | ... | ... | ... | 5 |
| 694 | 215 | 159 | 20 | ... | 320 | 453 | 170 | ... | 12 | ... | 283 | 2 | ... | 2 | ... | ... | ... | 6 |
| 600 | 196 | 42 | ... | ... | 362 | 508 | 134 | ... | 1 | ... | 374 | ... | ... | ... | ... | ... | ... | 7 |
| 4,303 | 1,384 | 411 | 6 | 1 | 2,508 | 3,409 | 1,262 | 24 | 3 | ... | 2,123 | 74 | 25 | 20 | 1 | ... | 29 | 8 |
| 2,606 | 782 | 425 | 33 | ... | 1,399 | 871 | 346 | ... | 10 | ... | 525 | ... | ... | ... | ... | ... | ... | 9 |
| 348 | 108 | 80 | 1 | ... | 160 | 483 | 165 | ... | ... | ... | 318 | 293 | ... | 125 | ... | ... | 168 | 10 |
| 333 | 62 | 76 | ... | 15 | 195 | 133 | 47 | 7 | ... | ... | 79 | ... | ... | ... | ... | ... | ... | 11 |
| 427 | 116 | 97 | 2 | ... | 214 | 465 | 158 | 5 | ... | ... | 302 | ... | ... | ... | ... | ... | ... | 12 |
| 4 | 519 | 204 | 1 | ... | 1,061 | 1,087 | 396 | ... | ... | ... | 691 | 54 | 36 | ... | ... | ... | 18 | 13 |



This content downloaded from
106.51.163.168 on Wed, 05 Jun 2024 15:15:17 +00:00
All use subject to https://about.jstor.org/terms

# TABLE

## Occupation. Part II.—Details

CLASS B: SUB-CLASS III.—

### Order 14.—Furniture industries.

| DISTRICT, STATE OR CITY. | Total Order 14. | | | | | | 74. Cabinet makers, carriage painters, etc. | | | | | | 75. Upholsterers, tent makers, etc. | | | | | |
|---|---|---|---|---|---|---|---|---|---|---|---|---|---|---|---|---|---|---|
| | Total workers and dependents. | Actual workers. | | | | Dependents. | Total workers and dependents. | Actual workers. | | | | Dependents. | Total workers and dependents. | Actual workers. | | | | Dependents. |
| | | Total. | | Partially agriculturist. | | | | Total. | | Partially agriculturist. | | | | Total. | | Partially agriculturist. | | |
| | | Males. | Females. | Males. | Females. | | | Males. | Females. | Males. | Females. | | | Males. | Females. | Males. | Females. | |
| | 532 | 533 | 534 | 535 | 536 | 537 | 538 | 539 | 540 | 541 | 542 | 543 | 544 | 545 | 546 | 547 | 548 | 549 |
| **MADRAS** | *4,866* | *1,657* | *251* | *200* | *27* | *2,958* | *4,842* | *1,647* | *251* | *200* | *27* | *2,944* | *24* | *10* | ... | ... | ... | *14* |
| **(1) British Territory** | *4,848* | *1,654* | *241* | *200* | *27* | *2,953* | *4,824* | *1,644* | *241* | *200* | *27* | *2,939* | *24* | *10* | ... | ... | ... | *14* |
| 1. Ganjam | 32 | 17 | ... | 2 | ... | 15 | 32 | 17 | ... | 2 | ... | 15 | ... | ... | ... | ... | ... | ... |
| 2. Agency, Ganjam | 3 | ... | 2 | ... | ... | 1 | 3 | ... | 2 | ... | ... | 1 | ... | ... | ... | ... | ... | ... |
| 3. Vizagapatam | 95 | 43 | 1 | 16 | ... | 51 | 95 | 43 | 1 | 16 | ... | 51 | ... | ... | ... | ... | ... | ... |
| 4. Agency, Vizagapatam | 70 | 5 | 22 | ... | 3 | 43 | 70 | 5 | 22 | ... | 3 | 43 | ... | ... | ... | ... | ... | ... |
| 5. Gódávari | 281 | 88 | 68 | 4 | 6 | 125 | 281 | 88 | 68 | 4 | 6 | 125 | ... | ... | ... | ... | ... | ... |
| 6. Agency, Gódávari | 6 | 2 | ... | ... | ... | 4 | ... | ... | ... | ... | ... | ... | 6 | 2 | ... | ... | ... | 4 |
| 7. Kistna | 259 | 120 | 33 | 33 | ... | 106 | 259 | 120 | 33 | 33 | ... | 106 | ... | ... | ... | ... | ... | ... |
| 8. Guntúr | 48 | 9 | ... | 1 | ... | 39 | 48 | 9 | ... | 1 | ... | 39 | ... | ... | ... | ... | ... | ... |
| 9. Nellore | 326 | 57 | ... | 21 | ... | 269 | 326 | 57 | ... | 21 | ... | 269 | ... | ... | ... | ... | ... | ... |
| 10. Cuddapah | 223 | 137 | ... | 43 | ... | 86 | 223 | 137 | ... | 43 | ... | 86 | ... | ... | ... | ... | ... | ... |
| 11. Kurnool | 142 | 32 | 20 | 3 | ... | 90 | 142 | 32 | 20 | 3 | ... | 90 | ... | ... | ... | ... | ... | ... |
| 12. Bellary | 213 | 31 | 37 | 3 | 15 | 145 | 213 | 31 | 37 | 3 | 15 | 145 | ... | ... | ... | ... | ... | ... |
| 13. Anantapur | 304 | 63 | 35 | 13 | 3 | 206 | 304 | 63 | 35 | 13 | 3 | 206 | ... | ... | ... | ... | ... | ... |
| 14. Madras | 541 | 150 | 9 | 4 | ... | 382 | 541 | 150 | 9 | 4 | ... | 382 | ... | ... | ... | ... | ... | ... |
| 15. Chingleput | 301 | 62 | ... | 3 | ... | 239 | 301 | 62 | ... | 3 | ... | 239 | ... | ... | ... | ... | ... | ... |
| 16. Chittoor | 396 | 186 | 2 | 39 | ... | 208 | 396 | 186 | 2 | 39 | ... | 208 | ... | ... | ... | ... | ... | ... |
| 17. North Arcot | 16 | 7 | ... | ... | ... | 9 | 16 | 7 | ... | ... | ... | 9 | ... | ... | ... | ... | ... | ... |
| 18. Salem | 46 | 15 | ... | 2 | ... | 31 | 38 | 15 | ... | 2 | ... | 23 | 8 | ... | ... | ... | ... | 8 |
| 19. Coimbatore | 37 | 13 | 1 | ... | ... | 23 | 37 | 13 | 1 | ... | ... | 23 | ... | ... | ... | ... | ... | ... |
| 20. South Arcot | 69 | 20 | ... | 1 | ... | 48 | 69 | 20 | ... | 1 | ... | 48 | ... | ... | ... | ... | ... | ... |
| 21. Tanjore | 80 | 38 | 1 | 2 | ... | 41 | 80 | 38 | 1 | 2 | ... | 41 | ... | ... | ... | ... | ... | ... |
| 22. Trichinopoly | 404 | 180 | ... | 1 | ... | 224 | 404 | 180 | ... | 1 | ... | 224 | ... | ... | ... | ... | ... | ... |
| 23. Madura | 170 | 117 | ... | 4 | ... | 53 | 170 | 117 | ... | 4 | ... | 53 | ... | ... | ... | ... | ... | ... |
| 24. Rámnád | 65 | 26 | 1 | ... | ... | 38 | 55 | 18 | 1 | ... | ... | 36 | 10 | 8 | ... | ... | ... | 2 |
| 25. Tinnevelly | 122 | 25 | ... | 2 | ... | 97 | 122 | 25 | ... | 2 | ... | 97 | ... | ... | ... | ... | ... | ... |
| 26. Nilgiris | ... | ... | ... | ... | ... | ... | ... | ... | ... | ... | ... | ... | ... | ... | ... | ... | ... | ... |
| 27. Malabar | 503 | 175 | 7 | 3 | ... | 321 | 503 | 175 | 7 | 3 | ... | 321 | ... | ... | ... | ... | ... | ... |
| 28. Anjengo | 39 | 18 | ... | ... | ... | 21 | 39 | 18 | ... | ... | ... | 21 | ... | ... | ... | ... | ... | ... |
| 29. South Canara | 57 | 18 | 2 | ... | ... | 37 | 57 | 18 | 2 | ... | ... | 37 | ... | ... | ... | ... | ... | ... |
| **(2) Feudatory States** | *18* | *3* | *10* | ... | ... | *5* | *18* | *3* | *10* | ... | ... | *5* | ... | ... | ... | ... | ... | ... |
| 30. Pudukkóttai | 18 | 3 | 10 | ... | ... | 5 | 18 | 3 | 10 | ... | ... | 5 | ... | ... | ... | ... | ... | ... |
| 31. Banganapalle | ... | ... | ... | ... | ... | ... | ... | ... | ... | ... | ... | ... | ... | ... | ... | ... | ... | ... |
| 32. Sandur | ... | ... | ... | ... | ... | ... | ... | ... | ... | ... | ... | ... | ... | ... | ... | ... | ... | ... |
| **(3) Cities** | *1,203* | *474* | *10* | *7* | ... | *719* | *1,203* | *474* | *10* | *7* | ... | *719* | ... | ... | ... | ... | ... | ... |
| 1. Bellary | 3 | 1 | ... | ... | ... | 2 | 3 | 1 | ... | ... | ... | 2 | ... | ... | ... | ... | ... | ... |
| 2. Calicut | 59 | 15 | ... | ... | ... | 44 | 59 | 15 | ... | ... | ... | 44 | ... | ... | ... | ... | ... | ... |
| 3. Cocanada | 41 | 12 | ... | 2 | ... | 29 | 41 | 12 | ... | 2 | ... | 29 | ... | ... | ... | ... | ... | ... |
| 4. Coimbatore | 3 | 2 | ... | ... | ... | 1 | 3 | 2 | ... | ... | ... | 1 | ... | ... | ... | ... | ... | ... |
| 5. Conjeveram | 73 | 44 | ... | ... | ... | 29 | 73 | 44 | ... | ... | ... | 29 | ... | ... | ... | ... | ... | ... |
| 6. Cuddalore | 4 | ... | ... | ... | ... | 4 | 4 | ... | ... | ... | ... | 4 | ... | ... | ... | ... | ... | ... |
| 7. Kumbakónam | 13 | 2 | 1 | ... | ... | 10 | 13 | 2 | 1 | ... | ... | 10 | ... | ... | ... | ... | ... | ... |
| 8. Madras | 541 | 150 | 9 | 4 | ... | 382 | 541 | 150 | 9 | 4 | ... | 382 | ... | ... | ... | ... | ... | ... |
| 9. Madura | 96 | 71 | ... | ... | ... | 25 | 96 | 71 | ... | ... | ... | 25 | ... | ... | ... | ... | ... | ... |
| 10. Negapatam | 4 | 1 | ... | ... | ... | 3 | 4 | 1 | ... | ... | ... | 3 | ... | ... | ... | ... | ... | ... |
| 11. Salem | ... | ... | ... | ... | ... | ... | ... | ... | ... | ... | ... | ... | ... | ... | ... | ... | ... | ... |
| 12. Tanjore | ... | ... | ... | ... | ... | ... | ... | ... | ... | ... | ... | ... | ... | ... | ... | ... | ... | ... |
| 13. Trichinopoly | 366 | 176 | ... | 1 | ... | 190 | 366 | 176 | ... | 1 | ... | 190 | ... | ... | ... | ... | ... | ... |

This content downloaded from
106.51.163.168 on Wed, 05 Jun 2024 15:15:17 +00:00
All use subject to https://about.jstor.org/terms

# XV-A.

## for districts, etc.—*continued.*

INDUSTRY—*cont.*

### Order 15.—Building industries.

| Total workers and dependents. | Total order 15. Actual workers. Total. Males. | Females. | Partially agricultural. Males. | Females. | Dependents. | 76. Lime burners, cement workers. Total workers and dependents. | Actual workers. Total. Males. | Females. | Partially agricultural. Males. | Females. | Dependents. | 77. Excavators, plinth builders and well-sinkers. Total workers and dependents. | Actual workers. Total. Males. | Females. | Partially agricultural. Males. | Females. | Dependents. | NUMBER. |
|---|---|---|---|---|---|---|---|---|---|---|---|---|---|---|---|---|---|---|
| 550 | 551 | 552 | 553 | 554 | 555 | 556 | 557 | 558 | 559 | 560 | 561 | 562 | 563 | 564 | 565 | 566 | 567 | |
| ***606,841*** | ***202,730*** | ***85,579*** | ***19,414*** | ***7,337*** | ***318,532*** | ***13,065*** | ***3,606*** | ***3,111*** | ***270*** | ***165*** | ***6,348*** | ***229,892*** | ***76,151*** | ***55,752*** | ***8,719*** | ***4,418*** | ***97,989*** | |
| ***598,312*** | ***199,883*** | ***83,988*** | ***19,135*** | ***7,282*** | ***314,441*** | ***12,936*** | ***3,567*** | ***3,076*** | ***264*** | ***164*** | ***6,293*** | ***227,145*** | ***75,496*** | ***54,585*** | ***8,668*** | ***4,373*** | ***97,064*** | |
| 9,697 | 3,221 | 1,570 | 363 | 222 | 4,906 | 152 | 89 | 3 | 3 | 1 | 60 | 5,170 | 1,705 | 1,224 | 272 | 92 | 2,241 | 1 |
| 7 | 6 | ... | 2 | ... | 1 | ... | ... | ... | ... | ... | ... | 1 | 1 | ... | ... | ... | ... | 2 |
| 10,133 | 3,180 | 1,509 | 474 | 204 | 5,444 | 124 | 13 | 31 | 1 | ... | 80 | 5,219 | 1,688 | 1,025 | 229 | 136 | 2,506 | 3 |
| 2,081 | 453 | 488 | 8 | 7 | 1140 | 33 | 20 | 4 | ... | ... | 9 | 1,531 | 233 | 437 | 4 | 5 | 861 | 4 |
| 14,696 | 5,910 | 2,023 | 133 | 328 | 6,763 | 205 | 89 | 25 | 4 | 2 | 91 | 6,397 | 2,349 | 1,601 | 221 | 261 | 2,447 | 5 |
| 1,815 | 691 | 435 | 8 | 5 | 689 | 3 | 1 | ... | ... | ... | 2 | 1,468 | 561 | 406 | 7 | 5 | 501 | 6 |
| 31,739 | 11,150 | 6,331 | 1,586 | 627 | 14,258 | 285 | 60 | 83 | 3 | 29 | 142 | 21,665 | 7,377 | 5,322 | 990 | 505 | 8,966 | 7 |
| 37,963 | 13,136 | 8,820 | 2,841 | 1,358 | 16,007 | 336 | 248 | 16 | 6 | 1 | 72 | 26,448 | 8,198 | 7,420 | 1,943 | 1,071 | 10,830 | 8 |
| 20,566 | 7,244 | 4,545 | 1,028 | 552 | 8,777 | 246 | 171 | ... | 13 | ... | 75 | 16,407 | 5,617 | 4,367 | 761 | 507 | 6,423 | 9 |
| 13,484 | 4,457 | 2,994 | 818 | 296 | 6,033 | 319 | 86 | 53 | 17 | 1 | 180 | 7,872 | 2,584 | 2,051 | 455 | 203 | 3,237 | 10 |
| 8,416 | 2,744 | 1,336 | 410 | 105 | 4,336 | 122 | 40 | 15 | 4 | 1 | 67 | 3,420 | 1,126 | 756 | 208 | 68 | 1,538 | 11 |
| 13,464 | 4,431 | 3,222 | 391 | 122 | 5,811 | 385 | 107 | 123 | 6 | 4 | 155 | 1,131 | 554 | 404 | 104 | 26 | 173 | 12 |
| 18,626 | 6,285 | 3,991 | 893 | 399 | 8,350 | 717 | 215 | 138 | 30 | 20 | 364 | 5,240 | 1,821 | 1,340 | 275 | 67 | 2,079 | 13 |
| 13,017 | 4,340 | 707 | 16 | ... | 7,970 | 1,092 | 327 | 156 | 2 | ... | 609 | 190 | 69 | 43 | 1 | ... | 78 | 14 |
| 16,178 | 4,389 | 731 | 263 | 26 | 11,058 | 231 | 59 | .... | 4 | ... | 172 | 4,036 | 1,173 | 731 | 74 | 26 | 2,132 | 15 |
| 20,023 | 6,347 | 1,509 | 1,421 | 603 | 9,167 | 423 | 194 | 124 | 8 | 20 | 105 | 12,298 | 3,971 | 3,144 | 1,009 | 355 | 5,183 | 16 |
| 23,193 | 7,836 | 3,255 | 1,076 | 255 | 12,102 | 460 | 134 | 118 | 40 | 8 | 208 | 7,679 | 2,724 | 1,769 | 398 | 126 | 3,166 | 17 |
| 28,865 | 9,270 | 6,542 | 964 | 975 | 13,053 | 508 | 174 | 135 | 12 | 17 | 190 | 12,442 | 4,070 | 3,309 | 380 | 551 | 5,063 | 18 |
| 50,062 | 15,753 | 11,010 | 430 | 111 | 22,309 | 1,194 | 209 | 569 | 2 | 24 | 416 | 36,817 | 11,484 | 10,086 | 195 | 75 | 15,247 | 19 |
| 24,051 | 8,245 | 3,522 | 1,608 | 631 | 12,284 | 197 | 71 | 29 | 7 | ... | 97 | 4,722 | 1,828 | 954 | 465 | 137 | 1,940 | 20 |
| 30,347 | 10,325 | 2,798 | 383 | 104 | 17,224 | 221 | 36 | 74 | 3 | ... | 111 | 6,897 | 2,385 | 1,244 | 69 | 14 | 3,208 | 21 |
| 33,041 | 11,318 | 1,725 | 792 | 38 | 19,998 | 654 | 76 | 186 | 2 | 7 | 392 | 11,970 | 4,891 | 1,443 | 278 | 31 | 5,636 | 22 |
| 29,546 | 9,100 | 3,273 | 702 | 104 | 17,173 | 745 | 180 | 62 | 26 | 7 | 503 | 16,725 | 5,186 | 3,211 | 249 | 97 | 8,328 | 23 |
| 24,241 | 8,059 | 3,320 | 343 | 22 | 12,862 | 289 | 55 | 66 | 3 | 9 | 168 | 8,352 | 2,862 | 1,922 | 30 | 9 | 3,568 | 24 |
| 80,079 | 26,808 | 2,788 | 1,249 | 154 | 50,483 | 1,278 | 351 | 170 | 46 | ... | 757 | 1,667 | 469 | 306 | 40 | 3 | 892 | 25 |
| 2,234 | 760 | 134 | 42 | ... | 1,340 | 1 | 1 | ... | 1 | ... | ... | 244 | 81 | 31 | ... | ... | 132 | 26 |
| 33,529 | 11,728 | 917 | 460 | 14 | 20,884 | 1,944 | 406 | 604 | 18 | 9 | 934 | 1,030 | 444 | 9 | 9 | ... | 577 | 27 |
| 83 | 30 | ... | ... | ... | 53 | .... | .... | .... | .... | .... | .... | 4 | 3 | .... | .... | .... | 1 | 28 |
| 7,136 | 2,667 | 593 | 131 | 20 | 3,876 | 772 | 165 | 292 | 3 | 4 | 325 | 103 | 42 | 30 | 2 | 3 | 31 | 29 |
| ***8,529*** | ***2,847*** | ***1,591*** | ***279*** | ***55*** | ***4,091*** | ***129*** | ***39*** | ***35*** | ***6*** | ***1*** | ***55*** | ***2,747*** | ***655*** | ***1,167*** | ***51*** | ***45*** | ***925*** | |
| 7,916 | 2,603 | 1,505 | 253 | 50 | 3,808 | 13 | ... | ... | ... | ... | 13 | 2,679 | 643 | 1,142 | 51 | 45 | 894 | 30 |
| 469 | 181 | 84 | 23 | 5 | 204 | 108 | 34 | 35 | 4 | 1 | 39 | 68 | 12 | 25 | ... | ... | 31 | 31 |
| 144 | 63 | 2 | 3 | ... | 79 | 8 | 5 | ... | 2 | ... | 3 | .... | .... | .... | .... | .... | .... | 32 |
| ***33,419*** | ***10,786*** | ***2,186*** | ***173*** | ***87*** | ***20,447*** | ***1,645*** | ***444*** | ***256*** | ***7*** | ***3*** | ***945*** | ***3,322*** | ***788*** | ***940*** | ***10*** | ***8*** | ***1,594*** | |
| 879 | 257 | 5 | 1 | 5 | 617 | 20 | 4 | 3 | ... | 3 | 13 | 38 | 3 | 2 | ... | 2 | 33 | 1 |
| 1,717 | 414 | ... | 6 | ... | 703 | 93 | 34 | ... | 2 | ... | 59 | .... | .... | .... | .... | .... | .... | 2 |
| 1,363 | 446 | 70 | 20 | 7 | 847 | 117 | 48 | 6 | 2 | ... | 63 | 296 | 94 | 36 | 5 | ... | 166 | 3 |
| 2,091 | 292 | 737 | ... | 13 | 1,062 | 35 | 3 | 25 | ... | ... | 7 | 1,572 | 233 | 608 | ... | 6 | 731 | 4 |
| 2,121 | 584 | 110 | 21 | ... | 1,417 | .... | .... | .... | .... | .... | .... | 642 | 168 | 110 | ... | ... | 364 | 5 |
| 1,560 | 575 | 84 | 16 | ... | 901 | 8 | 4 | 2 | ... | ... | 2 | 33 | 13 | 4 | 2 | ... | 16 | 6 |
| 2,216 | 810 | 109 | ... | ... | 1,297 | 2 | ... | 2 | ... | ... | ... | 203 | 51 | 73 | ... | ... | 79 | 7 |
| 13,017 | 4,340 | 707 | 16 | ... | 7,970 | 1,092 | 327 | 156 | 2 | ... | 609 | 190 | 69 | 43 | 1 | ... | 78 | 8 |
| 2,229 | 943 | ... | 30 | ... | 1,286 | 25 | 13 | ... | 1 | ... | 12 | 44 | 15 | ... | ... | ... | 29 | 9 |
| 1,081 | 400 | 65 | 3 | ... | 616 | 4 | 2 | ... | ... | ... | 2 | 167 | 59 | 50 | ... | ... | 58 | 10 |
| 892 | 153 | 106 | 3 | 12 | 633 | 13 | 1 | ... | ... | ... | 12 | 12 | 10 | ... | ... | ... | 2 | 11 |
| 2,601 | 785 | 133 | 48 | 50 | 1,683 | 25 | 2 | 2 | ... | ... | 21 | 30 | ... | 14 | ... | ... | 16 | 12 |
| 2,252 | 777 | 60 | 9 | ... | 1,415 | 211 | 6 | 60 | ... | ... | 145 | 95 | 73 | ... | 2 | ... | 22 | 13 |

This content downloaded from
106.51.163.168 on Wed, 05 Jun 2024 15:15:17 +00:00
All use subject to https://about.jstor.org/terms

# TABLE

## Occupation. Part II.—Details.

CLASS B: SUB-CLASS III.—

### Order 15.—Building industries—*concld.*

| DISTRICT, STATE OR CITY. | 78. Stone and marble workers, masons and bricklayers. | | | | | | 79. Others (thatchers, building contractors, house painters, tilers, plumbers, locksmiths, etc.). | | | | | |
|---|---|---|---|---|---|---|---|---|---|---|---|---|
| | Total workers and dependents. | Actual workers. | | | | Dependents. | Total workers and dependents. | Actual workers. | | | | Dependents. |
| | | Total. | | Partially agriculturist. | | | | Total. | | Partially agriculturist. | | |
| | | Males. | Females. | Males. | Females. | | | Males. | Females. | Males. | Females. | |
| | 568 | 569 | 570 | 571 | 572 | 573 | 574 | 575 | 576 | 577 | 578 | 579 |
| **MADRAS** ... | *322,824* | *110,027* | *20,230* | *8,757* | *1,920* | *192,567* | *41,060* | *12,946* | *6,486* | *1,668* | *834* | *21,628* |
| **(1) British Territory** ... | *317,354* | *107,950* | *19,841* | *8,538* | *1,911* | *189,563* | *40,877* | *12,870* | *6,486* | *1,665* | *834* | *21,521* |
| 1. Ganjám ... | 4,196 | 1,389 | 302 | 81 | 129 | 2,505 | 179 | 38 | 41 | 7 | ... | 100 |
| 2. Agency, Ganjám ... | 6 | 5 | ... | 2 | ... | 1 | ... | ... | ... | ... | ... | ... |
| 3. Vizagapatam ... ... | 4,319 | 1,372 | 447 | 236 | 66 | 2,500 | 471 | 107 | 6 | 8 | 2 | 358 |
| 4. Agency, Vizagapatam. | 508 | 200 | 47 | 4 | 2 | 261 | 9 | ... | ... | ... | ... | 9 |
| 5. Gódávari ... ... | 7,905 | 3,388 | 392 | 208 | 65 | 4,125 | 189 | 84 | 5 | ... | ... | 100 |
| 6. Agency, Gódávari ... | 340 | 126 | 29 | 1 | ... | 185 | 4 | 3 | ... | ... | ... | 1 |
| 7. Kistna ... ... | 8,728 | 3,195 | 897 | 571 | 93 | 4,636 | 1,061 | 518 | 29 | 22 | ... | 514 |
| 8. Guntúr ... ... | 10,498 | 4,307 | 1,367 | 713 | 270 | 4,834 | 681 | 383 | 27 | 179 | 16 | 271 |
| 9. Nellore ... ... | 3,256 | 1,094 | 172 | 192 | 45 | 1,990 | 657 | 362 | 6 | 62 | ... | 289 |
| 10. Cuddapah ... | 5,208 | 1,732 | 890 | 534 | 92 | 2,586 | 85 | 55 | ... | 12 | ... | 30 |
| 11. Kurnool ... ... | 4,621 | 1,394 | 565 | 176 | 36 | 2,662 | 253 | 184 | ... | 22 | ... | 69 |
| 12. Bellary ... ... | 10,880 | 3,760 | 2,165 | 279 | 65 | 4,955 | 10,68 | 10 | 530 | 2 | 27 | 528 |
| 13. Anantapur ... ... | 12,647 | 4,233 | 2,513 | 588 | 312 | 5,901 | 22 | 16 | ... | ... | ... | 6 |
| 14. Madras ... ... | 10,667 | 3,586 | 500 | 11 | ... | 6,581 | 1,068 | 358 | 8 | 2 | ... | 702 |
| 15. Chingleput ... | 11,256 | 2,958 | ... | 175 | ... | 8,298 | 655 | 199 | ... | 10 | ... | 456 |
| 16. Chittoor ... ... | 7,063 | 2,137 | 1,184 | 391 | 228 | 3,742 | 239 | 45 | 57 | 13 | ... | 137 |
| 17. North Arcot ... | 11,371 | 3,883 | 436 | 465 | 26 | 7,052 | 3,683 | 1,095 | 932 | 173 | 95 | 1,656 |
| 18. Salem ... ... | 7,780 | 2,596 | 877 | 258 | 194 | 4,307 | 8,135 | 2,430 | 2,221 | 314 | 213 | 3,484 |
| 19. Coimbatore ... | 10,783 | 3,856 | 1,143 | 224 | 12 | 5,784 | 1,268 | 204 | 112 | 9 | ... | 952 |
| 20. South Arcot ... | 10,888 | 3,829 | 520 | 456 | 29 | 6,539 | 8,244 | 2,517 | 2,019 | 680 | 465 | 3,708 |
| 21. Tanjore ... ... | 22,592 | 7,683 | 1,433 | 308 | 90 | 13,476 | 637 | 221 | 47 | 3 | ... | 369 |
| 22. Trichinopoly ... | 14,390 | 4,280 | ... | 444 | ... | 10,110 | 6,027 | 2,071 | 96 | 68 | ... | 3,860 |
| 23. Madura ... ... | 10,194 | 3,217 | ... | 404 | ... | 6,977 | 1,882 | 517 | ... | 23 | ... | 1,365 |
| 24. Rámnad ... ... | 15,121 | 4,933 | 1,325 | 306 | 4 | 8,863 | 479 | 209 | 7 | 4 | ... | 263 |
| 25. Tinnevelly ... ... | 76,536 | 25,828 | 2,307 | 1,151 | 151 | 48,401 | 598 | 160 | 5 | 12 | ... | 433 |
| 26. Nilgiris ... ... | 1,699 | 615 | 66 | 35 | ... | 1,018 | 290 | 63 | 37 | 6 | ... | 190 |
| 27. Malabar ... ... | 29,281 | 10,500 | 269 | 425 | 2 | 18,512 | 1,274 | 378 | 35 | 8 | 3 | 881 |
| 28. Anjengo ... ... | 70 | 24 | ... | ... | ... | 46 | 9 | 3 | ... | ... | ... | 6 |
| 29. South Canara ... | 4,551 | 1,830 | 5 | 100 | ... | 2,716 | 1,710 | 640 | 266 | 26 | 13 | 804 |
| **(2) Feudatory States** ... | *5,470* | *2,077* | *389* | *219* | *9* | *3,004* | *183* | *76* | ... | *3* | ... | *107* |
| 30. Pudukkóttai ... ... | 5,129 | 1,918 | 363 | 199 | 5 | 2,848 | 95 | 42 | ... | 3 | ... | 53 |
| 31. Banganapalle ... | 293 | 135 | 24 | 19 | 4 | 134 | ... | ... | ... | ... | ... | ... |
| 32. Sandur ... ... | 48 | 24 | 2 | 1 | ... | 22 | 88 | 34 | ... | ... | ... | 54 |
| **(3) Cities** ... ... | *25,963* | *8,580* | *872* | *138* | *64* | *16,511* | *2,489* | *974* | *118* | *18* | *12* | *1,397* |
| 1. Bellary ... ... | 817 | 249 | ... | 1 | ... | 568 | 4 | 1 | ... | ... | ... | 3 |
| 2. Calicut ... ... | 848 | 321 | ... | 4 | ... | 527 | 176 | 59 | ... | ... | ... | 117 |
| 3. Cocanada ... ... | 950 | 304 | 28 | 13 | 7 | 618 | ... | ... | ... | ... | ... | ... |
| 4. Coimbatore ... ... | 447 | 55 | 75 | ... | 7 | 317 | 37 | 1 | 29 | ... | ... | 7 |
| 5. Conjeveram ... | 1,419 | 406 | ... | 18 | ... | 1,013 | 60 | 20 | ... | 3 | ... | 40 |
| 6. Cuddalore ... ... | 1,444 | 527 | 75 | 12 | ... | 842 | 75 | 31 | 3 | 2 | ... | 41 |
| 7. Kumbakónam ... | 1,852 | 686 | 33 | ... | ... | 1,133 | 159 | 73 | 1 | ... | ... | 85 |
| 8. Madras ... ... | 10,667 | 3,586 | 500 | 11 | ... | 6,581 | 1,068 | 358 | 8 | 2 | ... | 702 |
| 9. Madura ... ... | 1,789 | 686 | ... | 22 | ... | 1,103 | 371 | 229 | ... | 7 | ... | 142 |
| 10. Negapatam ... | 896 | 336 | 13 | 3 | ... | 547 | 14 | 3 | 2 | ... | ... | 9 |
| 11. Salem ... ... | 601 | 83 | 31 | 2 | ... | 487 | 266 | 59 | 75 | 1 | 12 | 132 |
| 12. Tanjore ... ... | 2,509 | 770 | 117 | 48 | 50 | 1,622 | 37 | 13 | ... | ... | ... | 24 |
| 13. Trichinopoly ... | 1,724 | 571 | ... | 4 | ... | 1,153 | 222 | 127 | ... | 3 | ... | 95 |

This content downloaded from
106.51.163.168 on Wed, 05 Jun 2024 15:15:17 +00:00
All use subject to https://about.jstor.org/terms

# XV-A.

## for districts, etc.—*continued.*

INDUSTRY—*cont.*

### Order 16.—Construction of means of transport.

| Total workers and dependents. | Total Order 16. Actual workers. Total. Males. | Females. | Partially agriculturist. Males. | Females. | Dependents. | 80. Cart, carriage, palki, etc., makers and wheelwrights. Total workers and dependents. | Actual workers. Total. Males. | Females. | Partially agriculturist. Males. | Females. | Dependents. | 81. Saddlers, harnessmakers, whip and lash makers. Total workers and dependents. | Actual workers. Total. Males. | Females. | Partially agriculturist. Males. | Females. | Dependents. | NUMBER. |
|---|---|---|---|---|---|---|---|---|---|---|---|---|---|---|---|---|---|---|
| 580 | 581 | 582 | 583 | 584 | 585 | 586 | 587 | 588 | 589 | 590 | 591 | 592 | 593 | 594 | 595 | 596 | 597 | |
| *3,616* | *1,563* | *13* | *149* | ... | *2,040* | *1,459* | *514* | *11* | *26* | ... | *934* | *498* | *159* | *1* | ... | ... | *338* | |
| *3,614* | *1,561* | *13* | *149* | ... | *2,040* | *1,457* | *512* | *11* | *26* | ... | *934* | *498* | *159* | *1* | ... | ... | *338* | |
| ... | ... | ... | ... | ... | ... | ... | ... | ... | ... | ... | ... | ... | ... | ... | ... | ... | ... | 1 |
| ... | ... | ... | ... | ... | ... | ... | ... | ... | ... | ... | ... | ... | ... | ... | ... | ... | ... | 2 |
| 11 | 5 | ... | ... | ... | 6 | 5 | 2 | ... | ... | ... | 3 | ... | ... | ... | ... | ... | ... | 3 |
| ... | ... | ... | ... | ... | ... | ... | ... | ... | ... | ... | ... | ... | ... | ... | ... | ... | ... | 4 |
| 195 | 146 | ... | 4 | ... | 49 | 35 | 21 | ... | ... | ... | 14 | 2 | 1 | ... | ... | ... | 1 | 5 |
| 37 | 32 | ... | 1 | ... | 5 | ... | ... | ... | ... | ... | ... | ... | ... | ... | ... | ... | ... | 6 |
| 31 | 17 | 1 | 4 | ... | 13 | 30 | 16 | 1 | 4 | ... | 13 | 1 | 1 | ... | ... | ... | ... | 7 |
| 38 | 30 | ... | ... | ... | 8 | 38 | 30 | ... | ... | ... | 8 | ... | ... | ... | ... | ... | ... | 8 |
| ... | ... | ... | ... | ... | ... | ... | ... | ... | ... | ... | ... | ... | ... | ... | ... | ... | ... | 9 |
| ... | ... | ... | ... | ... | ... | ... | ... | ... | ... | ... | ... | ... | ... | ... | ... | ... | ... | 10 |
| 37 | 5 | 2 | 1 | ... | 30 | 32 | 5 | 2 | 1 | ... | 25 | 5 | ... | ... | ... | ... | 5 | 11 |
| 45 | 42 | 3 | ... | ... | ... | 45 | 42 | 3 | ... | ... | ... | ... | ... | ... | ... | ... | ... | 12 |
| ... | ... | ... | ... | ... | ... | ... | ... | ... | ... | ... | ... | ... | ... | ... | ... | ... | ... | 13 |
| 1,089 | 361 | 6 | 5 | ... | 722 | 623 | 204 | 4 | 5 | ... | 415 | 421 | 128 | 1 | ... | ... | 292 | 14 |
| 302 | 275 | ... | 112 | ... | 27 | 19 | 10 | ... | ... | ... | 9 | 10 | 10 | ... | ... | ... | ... | 15 |
| 2 | ... | ... | ... | ... | 2 | ... | ... | ... | ... | ... | ... | ... | ... | ... | ... | ... | ... | 16 |
| 9 | 3 | ... | ... | ... | 6 | 9 | 3 | ... | ... | ... | 6 | ... | ... | ... | ... | ... | ... | 17 |
| 14 | 5 | ... | ... | ... | 9 | 10 | 5 | ... | ... | ... | 5 | 4 | ... | ... | ... | ... | 4 | 18 |
| 22 | 9 | ... | ... | ... | 13 | 22 | 9 | ... | ... | ... | 13 | ... | ... | ... | ... | ... | ... | 19 |
| 18 | 13 | ... | ... | ... | 5 | 3 | ... | ... | ... | ... | 3 | ... | ... | ... | ... | ... | ... | 20 |
| 90 | 49 | ... | 1 | ... | 41 | 88 | 47 | ... | 1 | ... | 41 | ... | ... | ... | ... | ... | ... | 21 |
| 65 | 22 | ... | ... | ... | 43 | 25 | 4 | ... | ... | ... | 21 | 40 | 18 | ... | ... | ... | 22 | 22 |
| 31 | 9 | ... | 1 | ... | 22 | 23 | 5 | ... | 1 | ... | 18 | 2 | 1 | ... | ... | ... | 1 | 23 |
| 34 | 10 | 1 | ... | ... | 23 | 25 | 2 | 1 | ... | ... | 22 | ... | ... | ... | ... | ... | ... | 24 |
| 1,121 | 371 | ... | 13 | ... | 750 | 188 | 39 | ... | 9 | ... | 149 | 13 | ... | ... | ... | ... | 13 | 25 |
| 55 | 18 | ... | 3 | ... | 37 | 55 | 18 | ... | 3 | ... | 37 | ... | ... | ... | ... | ... | ... | 26 |
| 317 | 123 | ... | 4 | ... | 194 | 163 | 42 | ... | 2 | ... | 121 | ... | ... | ... | ... | ... | ... | 27 |
| ... | ... | ... | ... | ... | ... | ... | ... | ... | ... | ... | ... | ... | ... | ... | ... | ... | ... | 28 |
| 51 | 16 | ... | ... | ... | 35 | 19 | 8 | ... | ... | ... | 11 | ... | ... | ... | ... | ... | ... | 29 |
| *2* | *2* | ... | ... | ... | ... | *2* | *2* | ... | ... | ... | ... | ... | ... | ... | ... | ... | ... | |
| 2 | 2 | ... | ... | ... | ... | 2 | 2 | ... | ... | ... | ... | ... | ... | ... | ... | ... | ... | 30 |
| ... | ... | ... | ... | ... | ... | ... | ... | ... | ... | ... | ... | ... | ... | ... | ... | ... | ... | 31 |
| ... | ... | ... | ... | ... | ... | ... | ... | ... | ... | ... | ... | ... | ... | ... | ... | ... | ... | 32 |
| *1,296* | *466* | *6* | *9* | ... | *824* | *670* | *227* | *4* | *6* | ... | *439* | *465* | *146* | *1* | ... | ... | *318* | |
| 6 | 6 | ... | ... | ... | ... | 6 | 6 | ... | ... | ... | ... | ... | ... | ... | ... | ... | ... | 1 |
| 53 | 20 | ... | ... | ... | 33 | 20 | 6 | ... | ... | ... | 14 | ... | ... | ... | ... | ... | ... | 2 |
| 81 | 50 | ... | 4 | ... | 31 | 1 | 1 | ... | 1 | ... | ... | ... | ... | ... | ... | ... | ... | 3 |
| ... | ... | ... | ... | ... | ... | ... | ... | ... | ... | ... | ... | ... | ... | ... | ... | ... | ... | 4 |
| ... | ... | ... | ... | ... | ... | ... | ... | ... | ... | ... | ... | ... | ... | ... | ... | ... | ... | 5 |
| 3 | 1 | ... | ... | ... | 2 | ... | ... | ... | ... | ... | ... | ... | ... | ... | ... | ... | ... | 6 |
| 6 | 4 | ... | ... | ... | 2 | 6 | 4 | ... | ... | ... | 2 | ... | ... | ... | ... | ... | ... | 7 |
| 1,089 | 361 | 6 | 5 | ... | 722 | 623 | 204 | 4 | 5 | ... | 415 | 421 | 128 | 1 | ... | ... | 292 | 8 |
| 2 | 2 | ... | ... | ... | ... | 2 | 2 | ... | ... | ... | ... | ... | ... | ... | ... | ... | ... | 9 |
| ... | ... | ... | ... | ... | ... | ... | ... | ... | ... | ... | ... | ... | ... | ... | ... | ... | ... | 10 |
| 4 | ... | ... | ... | ... | 4 | ... | ... | ... | ... | ... | ... | 4 | ... | ... | ... | ... | 4 | 11 |
| ... | ... | ... | ... | ... | ... | ... | ... | ... | ... | ... | ... | ... | ... | ... | ... | ... | ... | 12 |
| 52 | 22 | ... | ... | ... | 30 | 12 | 4 | ... | ... | ... | 8 | 40 | 18 | ... | ... | ... | 22 | 13 |



This content downloaded from
106.51.163.168 on Wed, 05 Jun 2024 15:15:17 +00:00
All use subject to https://about.jstor.org/terms

# TABLE.

## Occupation. Part II.—Details

CLASS B: SUB-CLASS III.—

| DISTRICT, STATE OR CITY. | Order 16.—Construction of means of transport—*concld.* 82. Ship and boat builders. | | | | | | Order 17.—Production and transmission of physical forces—(heat, light, electricity, motive power, etc.)—(Group 83) (Gas works, electric light and ice factories). | | | | | | Total Order 18. | | | | | |
|---|---|---|---|---|---|---|---|---|---|---|---|---|---|---|---|---|---|---|
| | Total workers and dependents. | Actual workers. | | | | Dependents. | Total workers and dependents. | Actual workers. | | | | Dependents. | Total workers and dependents. | Actual workers. | | | | Dependents. |
| | | Total. | | Partially agriculturist. | | | | Total. | | Partially agriculturist. | | | | Total. | | Partially agriculturist. | | |
| | | Males. | Females. | Males. | Females. | | | Males. | Females. | Males. | Females. | | | Males. | Females. | Males. | Females. | |
| | 598 | 599 | 600 | 601 | 602 | 603 | 604 | 605 | 606 | 607 | 608 | 609 | 610 | 611 | 612 | 613 | 614 | 615 |
| **MADRAS** ... | *1,659* | *890* | *1* | *123* | ... | *768* | *1,166* | *420* | *13* | *4* | ... | *733* | *369,364* | *123,883* | *8,718* | *14,840* | *995* | *236,763* |
| **(1) British Territory** ... | *1,659* | *890* | *1* | *123* | ... | *768* | *1,161* | *419* | *13* | *4* | ... | *729* | *365,672* | *122,782* | *8,660* | *14,637* | *986* | *234,230* |
| 1. Ganjám ... ... | ... | ... | ... | ... | ... | ... | ... | ... | ... | ... | ... | ... | 15,797 | 4,684 | 808 | 765 | 120 | 10,305 |
| 2. Agency, Ganjám ... | ... | ... | ... | ... | ... | ... | ... | ... | ... | ... | ... | ... | 1,081 | 220 | 246 | 48 | 24 | 615 |
| 3. Vizagapatam ... ... | 6 | 3 | ... | ... | ... | 3 | ... | ... | ... | ... | ... | ... | 15,890 | 5,386 | 296 | 1,511 | 32 | 10,203 |
| 4. Agency, Vizagapatam. | ... | ... | ... | ... | ... | ... | ... | ... | ... | ... | ... | ... | 1,761 | 716 | 130 | 68 | 6 | 915 |
| 5. Gódávari ... ... | 158 | 124 | ... | 4 | ... | 34 | 1 | 1 | ... | ... | ... | ... | 14,000 | 5,922 | 517 | 64 | 37 | 7,561 |
| 6. Agency, Gódávari ... | 37 | 32 | ... | 1 | ... | 5 | ... | ... | ... | ... | ... | ... | 699 | 357 | 7 | 22 | ... | 335 |
| 7. Kistna ... ... | ... | ... | ... | ... | ... | ... | 4 | 2 | ... | 1 | ... | 2 | 19,968 | 6,058 | 461 | 565 | 59 | 13,449 |
| 8. Guntúr ... ... | ... | ... | ... | ... | ... | ... | ... | ... | ... | ... | ... | ... | 13,214 | 4,793 | 361 | 479 | 90 | 8,060 |
| 9. Nellore ... ... | ... | ... | ... | ... | ... | ... | ... | ... | ... | ... | ... | ... | 8,125 | 3,020 | 375 | 565 | 45 | 4,730 |
| 10. Cuddapah ... ... | ... | ... | ... | ... | ... | ... | ... | ... | ... | ... | ... | ... | 3,936 | 1,223 | 266 | 237 | 21 | 2,447 |
| 11. Kurnool ... ... | ... | ... | ... | ... | ... | ... | ... | ... | ... | ... | ... | ... | 4,725 | 1,669 | 304 | 273 | 76 | 2,752 |
| 12. Bellary ... ... | ... | ... | ... | ... | ... | ... | ... | ... | ... | ... | ... | ... | 6,330 | 2,150 | 308 | 475 | 117 | 3,872 |
| 13. Anantapur ... ... | ... | ... | ... | ... | ... | ... | ... | ... | ... | ... | ... | ... | 6,928 | 2,002 | 473 | 301 | 105 | 4,453 |
| 14. Madras ... ... | 45 | 29 | 1 | ... | ... | 15 | 1,051 | 369 | 13 | 2 | ... | 669 | 30,096 | 11,024 | 146 | 75 | ... | 18,926 |
| 15. Chingleput ... ... | 273 | 255 | ... | 112 | ... | 18 | 13 | 6 | ... | ... | ... | 7 | 8,930 | 2,868 | 45 | 310 | 2 | 6,017 |
| 16. Chittoor ... ... | 2 | ... | ... | ... | ... | 2 | 1 | ... | ... | ... | ... | 1 | 8,787 | 3,015 | 150 | 521 | 33 | 5,616 |
| 17. North Arcot ... | ... | ... | ... | ... | ... | ... | 8 | 3 | ... | ... | ... | 5 | 14,484 | 4,761 | 168 | 823 | 12 | 9,535 |
| 18. Salem ... ... | ... | ... | ... | ... | ... | ... | ... | ... | ... | ... | ... | ... | 10,301 | 3,409 | 432 | 542 | 59 | 6,460 |
| 19. Coimbatore ... ... | ... | ... | ... | ... | ... | ... | 4 | 1 | ... | ... | ... | 3 | 15,557 | 5,265 | 534 | 315 | 10 | 9,758 |
| 20. South Arcot ... ... | 15 | 13 | ... | ... | ... | 2 | ... | ... | ... | ... | ... | ... | 14,842 | 5,013 | 176 | 997 | 8 | 9,653 |
| 21. Tanjore ... ... | 2 | 2 | ... | ... | ... | ... | 64 | 28 | ... | ... | ... | 36 | 26,772 | 8,274 | 195 | 726 | 1 | 18,303 |
| 22. Trichinopoly ... | ... | ... | ... | ... | ... | ... | ... | ... | ... | ... | ... | ... | 22,130 | 7,384 | 242 | 852 | 19 | 14,504 |
| 23. Madura ... ... | 6 | 3 | ... | ... | ... | 3 | 9 | 9 | ... | 1 | ... | ... | 14,414 | 4,263 | 134 | 659 | 7 | 10,017 |
| 24. Rámnád ... ... | 9 | 8 | ... | ... | ... | 1 | ... | ... | ... | ... | ... | ... | 19,217 | 6,355 | 426 | 645 | 53 | 12,436 |
| 25. Tinnevelly ... ... | 920 | 332 | ... | 4 | ... | 588 | 1 | ... | ... | ... | ... | 1 | 26,635 | 8,671 | 836 | 1,508 | 22 | 17,128 |
| 26. Nilgiris ... ... | ... | ... | ... | ... | ... | ... | 1 | ... | ... | ... | ... | 1 | 729 | 275 | 3 | 12 | ... | 451 |
| 27. Malabar ... ... | 154 | 81 | ... | 2 | ... | 73 | ... | ... | ... | ... | ... | ... | 29,080 | 9,715 | 286 | 354 | 3 | 19,079 |
| 28. Anjengo ... ... | ... | ... | ... | ... | ... | ... | ... | ... | ... | ... | ... | ... | 79 | 22 | ... | ... | ... | 57 |
| 29. South Canara ... | 32 | 8 | ... | ... | ... | 24 | 4 | ... | ... | ... | ... | 4 | 11,185 | 4,268 | 329 | 523 | 25 | 6,588 |
| **(2) Feudatory States** ... | ... | ... | ... | ... | ... | ... | *5* | *1* | ... | ... | ... | *4* | *3,692* | *1,101* | *58* | *203* | *9* | *2,533* |
| 30. Pudukkóttai ... ... | ... | ... | ... | ... | ... | ... | 5 | 1 | ... | ... | ... | 4 | 3,320 | 982 | 53 | 177 | 8 | 2,285 |
| 31. Banganapalle ... ... | ... | ... | ... | ... | ... | ... | ... | ... | ... | ... | ... | ... | 200 | 73 | 1 | 20 | 1 | 126 |
| 32. Sandúr ... ... | ... | ... | ... | ... | ... | ... | ... | ... | ... | ... | ... | ... | 172 | 46 | 4 | 6 | ... | 122 |
| **(3) Cities** ... | *161* | *93* | *1* | *3* | ... | *67* | *1,106* | *400* | *13* | *2* | ... | *693* | *53,858* | *18,420* | *288* | *253* | *6* | *35,180* |
| 1. Bellary ... ... | ... | ... | ... | ... | ... | ... | ... | ... | ... | ... | ... | ... | 636 | 175 | 9 | ... | 5 | 452 |
| 2. Calicut ... ... | 33 | 14 | ... | ... | ... | 19 | ... | ... | ... | ... | ... | ... | 1,199 | 403 | 12 | 2 | ... | 784 |
| 3. Cocanada ... ... | 80 | 49 | ... | 3 | ... | 31 | ... | ... | ... | ... | ... | ... | 743 | 210 | 7 | ... | ... | 526 |
| 4. Coimbatore ... ... | ... | ... | ... | ... | ... | ... | ... | ... | ... | ... | ... | ... | 438 | 231 | 1 | 9 | ... | 206 |
| 5. Conjeeveram ... ... | ... | ... | ... | ... | ... | ... | ... | ... | ... | ... | ... | ... | 1,048 | 331 | ... | 14 | ... | 717 |
| 6. Cuddalore ... ... | 3 | 1 | ... | ... | ... | 2 | ... | ... | ... | ... | ... | ... | 1,392 | 379 | 43 | 18 | 1 | 970 |
| 7. Kumbakónam ... ... | ... | ... | ... | ... | ... | ... | 28 | 12 | ... | ... | ... | 16 | 2,791 | 729 | 9 | 23 | ... | 2,053 |
| 8. Madras ... ... | 45 | 29 | 1 | ... | ... | 15 | 1,051 | 369 | 13 | 2 | ... | 669 | 30,096 | 11,024 | 146 | 75 | ... | 18,926 |
| 9. Madura ... ... | ... | ... | ... | ... | ... | ... | 6 | 6 | ... | ... | ... | ... | 4,979 | 1,634 | 6 | 82 | ... | 3,339 |
| 10. Negapatam ... ... | ... | ... | ... | ... | ... | ... | 12 | 6 | ... | ... | ... | 6 | 1,805 | 541 | 17 | 8 | ... | 1,247 |
| 11. Salem ... ... | ... | ... | ... | ... | ... | ... | ... | ... | ... | ... | ... | ... | 386 | 58 | 30 | 3 | ... | 300 |
| 12. Tanjore ... ... | ... | ... | ... | ... | ... | ... | 9 | 7 | ... | ... | ... | 2 | 2,305 | 674 | 8 | 12 | ... | 1,623 |
| 13. Trichinopoly ... | ... | ... | ... | ... | ... | ... | ... | ... | ... | ... | ... | ... | 6,068 | 2,031 | ... | 7 | ... | 4,037 |

This content downloaded from
106.51.163.168 on Wed, 05 Jun 2024 15:15:17 +00:00
All use subject to https://about.jstor.org/terms

# XV-A.

## for districts etc.—*continued*.

INDUSTRY—*cont.*

### Order 18.—Industries of luxury and those pertaining to literature and the arts and sciences.

| 84. Printers, lithographers, engravers, etc. | | | | | | 85. Newspaper and magazine managers, and editors, journalists, etc. | | | | | | 86. Bookbinders, and stitchers, envelope makers, etc. | | | | | | |
|---|---|---|---|---|---|---|---|---|---|---|---|---|---|---|---|---|---|---|
| Total workers and dependents. | Actual workers. Total. Males. | Females. | Partially agricul-turist. Males. | Females. | Dependents. | Total workers and dependents. | Actual workers. Total. Males. | Females. | Partially agricul-turist. Males. | Females. | Dependents. | Total workers and dependents. | Actual workers. Total. Males. | Females. | Partially agricul-turist. Males. | Females. | Dependents. | NUMBER. |
| 616 | 617 | 618 | 619 | 620 | 621 | 622 | 623 | 624 | 625 | 626 | 627 | 628 | 629 | 630 | 631 | 632 | 633 | |
| ***19,449*** | ***6,943*** | ***70*** | ***149*** | ... | ***12,436*** | ***555*** | ***182*** | ***1*** | ***4*** | ... | ***372*** | ***4,090*** | ***1,818*** | ***35*** | ***23*** | ... | ***2,237*** | |
| ***19,354*** | ***6,912*** | ***70*** | ***146*** | ... | ***12,372*** | ***555*** | ***182*** | ***1*** | ***4*** | ... | ***372*** | ***4,079*** | ***1,818*** | ***35*** | ***23*** | ... | ***2,226*** | |
| 23 | 3 | ... | ... | ... | 20 | ... | ... | ... | ... | ... | ... | 9 | 3 | ... | ... | ... | 6 | 1 |
| ... | ... | ... | ... | ... | ... | ... | ... | ... | ... | ... | ... | ... | ... | ... | ... | ... | ... | 2 |
| 64 | 10 | 2 | 1 | ... | 52 | ... | ... | ... | ... | ... | ... | 4 | ... | 2 | ... | ... | 2 | 3 |
| 10 | 2 | ... | ... | ... | 8 | ... | ... | ... | ... | ... | ... | ... | ... | ... | ... | ... | ... | 4 |
| 158 | 17 | 14 | 3 | ... | 127 | 2 | 2 | ... | ... | ... | ... | 17 | 11 | ... | ... | ... | 6 | 5 |
| ... | ... | ... | ... | ... | ... | ... | ... | ... | ... | ... | ... | ... | ... | ... | ... | ... | ... | 6 |
| 103 | 51 | ... | ... | ... | 52 | ... | ... | ... | ... | ... | ... | 42 | 18 | ... | ... | ... | 24 | 7 |
| 182 | 62 | ... | 20 | ... | 120 | ... | ... | ... | ... | ... | ... | 7 | 4 | ... | ... | ... | 3 | 8 |
| 73 | 26 | ... | ... | ... | 47 | ... | ... | ... | ... | ... | ... | 44 | 24 | ... | 3 | ... | 20 | 9 |
| 42 | 9 | ... | 2 | ... | 33 | ... | ... | ... | ... | ... | ... | ... | ... | ... | ... | ... | ... | 10 |
| 120 | 53 | ... | 1 | ... | 67 | ... | ... | ... | ... | ... | ... | ... | ... | ... | ... | ... | ... | 11 |
| 614 | 68 | ... | 6 | ... | 546 | ... | ... | ... | ... | ... | ... | 12 | 12 | ... | ... | ... | ... | 12 |
| 95 | 31 | ... | 5 | ... | 64 | ... | ... | ... | ... | ... | ... | ... | ... | ... | ... | ... | ... | 13 |
| 12,308 | 4,733 | 29 | 32 | ... | 7,514 | 430 | 156 | 1 | 3 | ... | 273 | 2,626 | 1,204 | 7 | 6 | ... | 1,415 | 14 |
| 438 | 165 | ... | 6 | ... | 273 | 5 | 2 | ... | ... | ... | 3 | 96 | 28 | ... | 2 | ... | 68 | 15 |
| 171 | 51 | 1 | ... | ... | 119 | 1 | ... | ... | ... | ... | 1 | 21 | 4 | ... | 1 | ... | 17 | 16 |
| 239 | 63 | 1 | 1 | ... | 175 | ... | ... | ... | ... | ... | ... | 27 | 4 | ... | ... | ... | 23 | 17 |
| 219 | 101 | ... | 3 | ... | 118 | 1 | ... | ... | ... | ... | 1 | 15 | 4 | 1 | ... | ... | 10 | 18 |
| 216 | 68 | 9 | 1 | ... | 141 | ... | ... | ... | ... | ... | ... | 63 | 32 | ... | ... | ... | 31 | 19 |
| 213 | 73 | 9 | 24 | ... | 131 | ... | ... | ... | ... | ... | ... | 10 | 4 | ... | ... | ... | 6 | 20 |
| 999 | 321 | 3 | 5 | ... | 675 | 18 | 2 | ... | ... | ... | 16 | 170 | 70 | 17 | ... | ... | 83 | 21 |
| 666 | 145 | ... | 5 | ... | 521 | 25 | ... | ... | ... | ... | 25 | 87 | 34 | ... | 1 | ... | 53 | 22 |
| 658 | 202 | ... | 17 | ... | 456 | 1 | ... | ... | ... | ... | 1 | 107 | 68 | ... | 7 | ... | 39 | 23 |
| 104 | 34 | 1 | 2 | ... | 69 | ... | ... | ... | ... | ... | ... | 15 | 4 | 5 | ... | ... | 6 | 24 |
| 266 | 122 | ... | 2 | ... | 141 | 2 | 1 | ... | ... | ... | 1 | 33 | 20 | 1 | ... | ... | 12 | 25 |
| 166 | 60 | 1 | ... | ... | 105 | 2 | 2 | ... | ... | ... | ... | 27 | 7 | ... | ... | ... | 20 | 26 |
| 685 | 276 | ... | 7 | ... | 409 | 30 | 7 | ... | ... | ... | 23 | 287 | 98 | ... | ... | ... | 189 | 27 |
| 6 | 2 | ... | ... | ... | 4 | ... | ... | ... | ... | ... | ... | 11 | 2 | ... | ... | ... | 9 | 28 |
| 514 | 164 | ... | 3 | ... | 350 | 38 | 10 | ... | 1 | ... | 28 | 349 | 163 | 2 | 3 | ... | 181 | 29 |
| ***95*** | ***31*** | ... | ***3*** | ... | ***64*** | ... | ... | ... | ... | ... | ... | ***11*** | ... | ... | ... | ... | ***11*** | |
| 74 | 31 | ... | 3 | ... | 43 | ... | ... | ... | ... | ... | ... | 11 | ... | ... | ... | ... | 11 | 30 |
| ... | ... | ... | ... | ... | ... | ... | ... | ... | ... | ... | ... | ... | ... | ... | ... | ... | ... | 31 |
| 21 | ... | ... | ... | ... | 21 | ... | ... | ... | ... | ... | ... | ... | ... | ... | ... | ... | ... | 32 |
| ***14,742*** | ***5,453*** | ***41*** | ***56*** | ... | ***9,248*** | ***441*** | ***158*** | ***1*** | ***3*** | ... | ***282*** | ***2,925*** | ***1,340*** | ***7*** | ***11*** | | ***1,578*** | |
| 192 | 23 | ... | ... | ... | 169 | ... | ... | ... | ... | ... | ... | 3 | 3 | ... | ... | ... | ... | 1 |
| 207 | 86 | ... | 2 | ... | 121 | 8 | 2 | ... | ... | ... | 6 | 58 | 20 | ... | ... | ... | 38 | 2 |
| 8 | 2 | ... | ... | ... | 6 | ... | ... | ... | ... | ... | ... | ... | ... | ... | ... | ... | ... | 3 |
| 95 | 47 | ... | 1 | ... | 48 | ... | ... | ... | ... | ... | ... | 12 | 2 | ... | ... | ... | 10 | 4 |
| 41 | 14 | ... | 1 | ... | 27 | ... | ... | ... | ... | ... | ... | 2 | ... | ... | ... | ... | 2 | 5 |
| 87 | 10 | 9 | ... | ... | 68 | ... | ... | ... | ... | ... | ... | 3 | 2 | ... | ... | ... | 1 | 6 |
| 259 | 80 | 3 | 2 | ... | 176 | ... | ... | ... | ... | ... | ... | 28 | 18 | ... | ... | ... | 10 | 7 |
| 12,308 | 4,733 | 29 | 32 | ... | 7,546 | 430 | 156 | 1 | 3 | ... | 273 | 2,626 | 1,204 | 7 | 6 | ... | 1,415 | 8 |
| 549 | 160 | ... | 9 | ... | 389 | ... | ... | ... | ... | ... | ... | 80 | 58 | ... | 5 | ... | 22 | 9 |
| 131 | 55 | ... | 1 | ... | 76 | ... | ... | ... | ... | ... | ... | 7 | 2 | ... | ... | ... | 5 | 10 |
| 46 | 17 | ... | 3 | ... | 29 | 1 | ... | ... | ... | ... | 1 | 2 | ... | ... | ... | ... | 2 | 11 |
| 351 | 102 | ... | 2 | ... | 249 | 2 | ... | ... | ... | ... | 2 | 37 | 9 | ... | ... | ... | 28 | 12 |
| 468 | 124 | ... | 3 | ... | 344 | ... | ... | ... | ... | ... | ... | 67 | 22 | ... | ... | ... | 45 | 13 |

This content downloaded from
106.51.163.168 on Wed, 05 Jun 2024 15:15:17 +00:00
All use subject to https://about.jstor.org/terms

**Table XV-A.**

OCCUPATION.
II. DETAILS FOR DISTRICTS, ETC.

# TABLE

## Occupation. Part II.—Details

CLASS B: SUB-CLASS III.—

Order 18.—Industries of luxury and those pertaining

| DISTRICT, STATE OR CITY. | 87. MAKERS OF MUSICAL INSTRUMENTS. | | | | | | 88. MAKERS OF WATCHES AND CLOCKS AND OPTICAL, PHOTOGRAPHIC AND SURGICAL INSTRUMENTS. | | | | | | 89. WORKERS IN PRECIOUS STONES AND METALS, ENAMELLERS, IMITATION JEWELLERY MAKERS, GILDERS, ETC. | | | | | |
|---|---|---|---|---|---|---|---|---|---|---|---|---|---|---|---|---|---|---|
| | Total workers and dependents. | Actual workers. | | | | Dependents. | Total workers and dependents. | Actual workers. | | | | Dependents. | Total workers and dependents. | Actual workers. | | | | Dependents. |
| | | Total. | | Partially agriculturist. | | | | Total. | | Partially agriculturist. | | | | Total. | | Partially agriculturist. | | |
| | | Males. | Females. | Males. | Females. | | | Males. | Females. | Males. | Females. | | | Males. | Females. | Males. | Females. | |
| | 634 | 635 | 636 | 637 | 638 | 639 | 640 | 641 | 642 | 643 | 644 | 645 | 646 | 647 | 648 | 649 | 650 | 651 |
| **MADRAS** ... | *561* | *233* | *10* | *13* | ... | *318* | *1,912* | *615* | *9* | *26* | ... | *1,288* | *330,566* | *109,727* | *6,943* | *14,228* | *824* | *213,896* |
| **(1) British Territory** ... | *561* | *233* | *10* | *13* | .. | *318* | *1,880* | *610* | *9* | *25* | .. | *1,261* | *327,038* | *108,680* | *6,886* | *14,031* | *815* | *211,472* |
| 1. GANJÁM ... ... | 31 | 11 | ... | ... | ... | 20 | ... | ... | ... | .. | ... | ... | 15,368 | 4,569 | 762 | 758 | 120 | 10,067 |
| 2. AGENCY, GANJAM ... | ... | ... | ... | ... | ... | ... | ... | ... | ... | ... | ... | ... | 1,081 | 220 | 246 | 48 | 24 | 615 |
| 3. VIZAGAPATAM ... | 22 | 3 | ... | ... | ... | 19 | 39 | 15 | .. | 3 | .. | 24 | 15,688 | 5,342 | 270 | 1,507 | 31 | 10,076 |
| 4. AGENCY, VIZAGAPATAM | ... | ... | ... | ... | ... | ... | ... | ... | ... | ... | ... | ... | 1,680 | 686 | 114 | 68 | 6 | 870 |
| 5. GÓDAVARI ... ... | 8 | 1 | 1 | 1 | ... | 6 | 36 | 21 | ... | 2 | ... | 15 | 13,552 | 5,748 | 481 | 58 | 37 | 7,323 |
| 6. AGENCY, GODAVARI ... | ... | ... | ... | ... | ... | ... | ... | ... | ... | ... | ... | ... | 684 | 343 | 7 | 22 | .. | 334 |
| 7. KISTNA ... ... | 12 | 3 | ... | ... | ... | 9 | 115 | 51 | ... | 12 | ... | 64 | 19,489 | 5,906 | 426 | 547 | 52 | 13,157 |
| 8. GUNTÚR ... ... | ... | ... | ... | ... | ... | .. | 18 | 4 | ... | ... | ... | 14 | 12,854 | 4,641 | 319 | 840 | 71 | 7,894 |
| 9. NELLORE ... ... | ... | ... | ... | ... | ... | ... | 21 | 15 | ... | 1 | ... | 6 | 7,226 | 2,659 | 295 | 506 | 42 | 4,272 |
| 10. CUDDAPAH ... ... | ... | ... | .. | ... | ... | ... | 1 | 1 | ... | ... | ... | ... | 3,893 | 1,213 | 266 | 235 | 21 | 2,414 |
| 11. KURNOOL ... ... | 1 | 1 | ... | ... | ... | ... | 7 | 4 | ... | ... | ... | 3 | 4,446 | 1,573 | 288 | 271 | 76 | 2,585 |
| 12. BELLARY ... ... | 1 | 1 | ... | ... | ... | ... | 12 | 11 | ... | 1 | ... | 1 | 5,148 | 1,819 | 175 | 466 | 20 | 3,154 |
| 13. ANANTAPUR ... ... | ... | ... | ... | ... | ... | ... | ... | ... | ... | ... | ... | ... | 6,756 | 1,931 | 469 | 296 | 105 | 4,356 |
| 14. MADRAS ... ... | 57 | 15 | ... | ... | ... | 42 | 744 | 225 | 2 | .. | ... | 517 | 13,112 | 4,361 | 63 | 27 | .. | 8,688 |
| 15. CHINGLEPUT ... | ... | ... | ... | ... | ... | ... | 37 | 16 | ... | ... | ... | 21 | 8,064 | 2,533 | 2 | 293 | 2 | 5,529 |
| 16. CHITTOOR ... ... | ... | ... | ... | ... | ... | ... | 22 | 9 | ... | 1 | ... | 13 | 8,498 | 2,935 | 143 | 518 | 31 | 5,420 |
| 17. NORTH ARCOT ... | 59 | 32 | ... | 8 | ... | 27 | 58 | 15 | 2 | ... | ... | 41 | 13,885 | 4,573 | 151 | 807 | 12 | 9,161 |
| 18. SALEM ... ... | 10 | 5 | ... | 3 | ... | 5 | 22 | 6 | 4 | ... | ... | 12 | 9,784 | 3,247 | 373 | 535 | 54 | 6,164 |
| 19. COIMBATORE ... ... | 90 | 27 | 6 | ... | ... | 57 | 43 | 10 | 1 | ... | ... | 32 | 14,922 | 5,045 | 490 | 313 | 10 | 9,387 |
| 20. SOUTH ARCOT ... | 2 | ... | ... | ... | ... | 2 | 21 | 11 | ... | ... | ... | 10 | 14,035 | 4,734 | 135 | 959 | 7 | 9,166 |
| 21. TANJORE ... ... | 3 | 3 | ... | ... | ... | ... | 132 | 51 | ... | 2 | ... | 81 | 25,060 | 7,712 | 128 | 711 | 1 | 17,220 |
| 22. TRICHINOPOLY ... | ... | ... | ... | ... | ... | ... | 80 | 11 | ... | ... | ... | 69 | 20,724 | 7,021 | 193 | 838 | 13 | 13,510 |
| 23. MADURA ... ... | 179 | 93 | ... | 1 | ... | 86 | 23 | 10 | ... | ... | ... | 13 | 12,671 | 3,492 | 84 | 598 | ... | 9,095 |
| 24. RAMNAD ... ... | 7 | 4 | ... | ... | ... | 3 | 9 | 1 | ... | ... | ... | 8 | 26,186 | 6,037 | 265 | 600 | 44 | 11,884 |
| 25. TINNEVELLY ... ... | 21 | 12 | ... | ... | ... | 9 | 50 | 10 | .. | 3 | ... | 40 | 22,315 | 7,198 | 221 | 1,341 | 8 | 14,896 |
| 26. NILGIRIS ... ... | ... | ... | ... | ... | ... | ... | 46 | 10 | ... | ... | ... | 36 | 427 | 167 | 2 | 10 | ... | 258 |
| 27. MALABAR ... ... | 53 | 20 | 3 | ... | ... | 30 | 276 | 76 | ... | ... | ... | 200 | 27,330 | 9,106 | 210 | 345 | 3 | 18,014 |
| 28. ANJENGO ... ... | ... | ... | ... | ... | ... | ... | ... | ... | ... | ... | ... | ... | 57 | 18 | ... | ... | ... | 39 |
| 29. SOUTH CANARA ... | 5 | 2 | ... | ... | ... | 3 | 68 | 27 | .. | ... | ... | 41 | 10,103 | 3,871 | 308 | 514 | 25 | 5,924 |
| **(2) Feudatory States** ... | ... | ... | ... | ... | ... | ... | *32* | *5* | ... | *1* | .. | *27* | *3,528* | *1,047* | *57* | *197* | *9* | *2,424* |
| 30. PUDUKKÓTTAI ... ... | ... | ... | ... | ... | ... | ... | 32 | 5 | .. | 1 | ... | 27 | 3,177 | 928 | 52 | 171 | 8 | 2,197 |
| 31. BANGANAPALLE ... | ... | ... | ... | ... | ... | ... | ... | ... | ... | ... | ... | ... | 200 | 73 | 1 | 20 | 1 | 126 |
| 32. SANDÚR ... ... | ... | ... | ... | ... | ... | ... | ... | ... | ... | ... | ... | ... | 151 | 46 | 4 | 6 | ... | 101 |
| **(3) Cities** ... ... | *224* | *100* | ... | ... | ... | *124* | *1,021* | *302* | *2* | *2* | ... | *717* | *32,770* | *10,467* | *151* | *173* | *1* | *22,152* |
| 1. BELLARY ... ... | ... | ... | ... | ... | ... | ... | ... | ... | ... | ... | ... | .. | 390 | 107 | ... | ... | .. | 283 |
| 2. CALICÚT ... ... | ... | ... | ... | ... | ... | ... | 61 | 18 | ... | ... | ... | 43 | 845 | 271 | 12 | ... | ... | 562 |
| 3. COCANADA ... ... | ... | ... | ... | ... | ... | ... | ... | ... | ... | ... | ... | ... | 564 | 101 | 6 | ... | ... | 457 |
| 4. COIMBATORE ... ... | ... | ... | ... | ... | ... | ... | 27 | 7 | ... | ... | ... | 20 | 282 | 171 | ... | 8 | ... | 111 |
| 5. CONJEEVERAM ... | ... | ... | ... | ... | ... | ... | 7 | 2 | ... | ... | ... | 5 | 997 | 314 | ... | 13 | ... | 683 |
| 6. CUDDALORE ... ... | ... | ... | ... | ... | ... | ... | 8 | 3 | ... | ... | ... | 5 | 1,095 | 331 | 30 | 17 | 1 | 734 |
| 7. KUMBAKONAM ... ... | ... | ... | ... | ... | ... | ... | 10 | 5 | ... | 1 | ... | 5 | 2,478 | 625 | 4 | 29 | ... | 1,849 |
| 8. MADRAS ... | 57 | 15 | ... | ... | ... | 42 | 744 | 225 | 2 | ... | ... | 517 | 13,112 | 4,361 | 63 | 27 | .. | 8,688 |
| 9. MADURA ... ... | 167 | 85 | ... | ... | ... | 82 | 18 | 9 | ... | ... | ... | 9 | 4,052 | 1,316 | ... | 68 | ... | 2,736 |
| 10. NEGAPATAM ... ... | ... | ... | ... | ... | ... | ... | 20 | 7 | .. | ... | ... | 13 | 1,546 | 463 | 9 | 7 | ... | 1,074 |
| 11. SALEM ... ... | ... | ... | ... | ... | ... | ... | 2 | ... | ... | ... | ... | 2 | 269 | 34 | 22 | ... | .. | 213 |
| 12. TANJORE ... ... | ... | ... | ... | ... | ... | ... | 64 | 24 | .. | 1 | ... | 40 | 1,800 | 524 | 5 | 9 | .. | 1,271 |
| 13. TRICHINOPOLY ... | ... | ... | ... | ... | ... | ... | 60 | 2 | ... | ... | ... | 58 | 5,340 | 1,849 | ... | 4 | .. | 3,491 |

This content downloaded from
106.51.163.168 on Wed, 05 Jun 2024 15:15:17 +00:00
All use subject to https://about.jstor.org/terms

# XV-A.

## for districts, etc.—*continued.*

INDUSTRY—*cont.*

to literature and the arts and sciences—*concld.*

| 90. Makers of bangles, rosaries, bead and other necklaces, spangles, lingams and sacred threads. | | | | | | 91. Toy, kite, cage, fishing tackle, etc., makers, taxidermists, etc. | | | | | | 92. Others, including managers, persons other than performers employed in theatres and other places of public entertainment, employés of public societies, race course service, huntsmen, etc. | | | | | | |
|---|---|---|---|---|---|---|---|---|---|---|---|---|---|---|---|---|---|---|
| Total workers and dependents. | Actual workers. | | | | Dependents. | Total workers and dependents. | Actual workers. | | | | Dependents. | Total workers and dependents. | Actual workers. | | | | Dependents. | NUMBER |
| | Total. | | Partially agricul-turist. | | | | Total. | | Partially agricul-turist. | | | | Total. | | Partially agricul-turist. | | | |
| | Males. | Females. | Males. | Females. | | | Males. | Females. | Males. | Females. | | | Males. | Females. | Males. | Females. | | |
| 652 | 653 | 654 | 655 | 656 | 657 | 658 | 659 | 660 | 661 | 662 | 663 | 664 | 665 | 666 | 667 | 668 | 669 | |
| *9,839* | *3,370* | *1,495* | *362* | *162* | *4,974* | *796* | *303* | *64* | *12* | *3* | *429* | *1,596* | *692* | *91* | *23* | *6* | *813* | |
| *9,821* | *3,360* | *1,494* | *360* | *162* | *4,967* | *796* | *303* | *64* | *12* | *3* | *429* | *1,588* | *684* | *91* | *23* | *6* | *813* | |
| 340 | 121 | 30 | 7 | ... | 186 | 24 | 2 | 16 | ... | ... | 6 | 2 | 2 | ... | ... | ... | ... | 1 |
| ... | ... | ... | ... | ... | ... | ... | ... | ... | ... | ... | ... | ... | ... | ... | ... | ... | ... | 2 |
| 64 | 10 | 22 | ... | 1 | 32 | 9 | 6 | ... | ... | ... | 3 | ... | ... | ... | ... | ... | ... | 3 |
| 69 | 16 | 16 | ... | ... | 37 | ... | ... | ... | ... | ... | ... | 2 | 2 | ... | ... | ... | ... | 4 |
| 45 | 16 | 1 | ... | ... | 28 | 52 | 25 | 7 | ... | ... | 20 | 130 | 81 | 13 | ... | ... | 36 | 5 |
| ... | ... | ... | ... | ... | ... | ... | ... | ... | ... | ... | ... | 15 | 14 | ... | ... | ... | 1 | 6 |
| 8 | 2 | 2 | ... | ... | 4 | 52 | 1 | 4 | ... | 1 | 47 | 147 | 26 | 29 | 6 | 6 | 92 | 7 |
| 116 | 54 | 42 | 14 | 19 | 20 | 37 | 28 | ... | 5 | ... | 9 | ... | ... | ... | ... | ... | ... | 8 |
| 761 | 296 | 80 | 55 | 3 | 385 | ... | ... | ... | ... | ... | ... | ... | ... | ... | ... | ... | ... | 9 |
| ... | ... | ... | ... | ... | ... | ... | ... | ... | ... | ... | ... | ... | ... | ... | ... | ... | ... | 10 |
| 13 | ... | 1 | ... | ... | 12 | 100 | 28 | 3 | 3 | ... | 69 | 38 | 10 | 12 | ... | ... | 16 | 11 |
| 445 | 145 | 133 | 1 | 97 | 167 | 77 | 73 | ... | ... | ... | 4 | 21 | 21 | ... | ... | ... | ... | 12 |
| 77 | 40 | 4 | ... | ... | 33 | ... | ... | ... | ... | ... | ... | ... | ... | ... | ... | ... | ... | 13 |
| 107 | 45 | 9 | 1 | ... | 53 | 193 | 50 | 17 | ... | ... | 126 | 519 | 235 | 18 | 6 | ... | 266 | 14 |
| 214 | 79 | 43 | 6 | ... | 92 | 4 | 1 | ... | ... | ... | 3 | 72 | 41 | ... | 3 | ... | 28 | 15 |
| 50 | 3 | 8 | 1 | 2 | 39 | 14 | 4 | 4 | ... | ... | 6 | 10 | 9 | ... | ... | ... | 1 | 16 |
| 75 | 38 | 2 | 7 | ... | 35 | 15 | 3 | ... | ... | ... | 12 | 106 | 33 | 12 | ... | ... | 61 | 17 |
| 217 | 29 | 54 | 1 | 5 | 134 | 11 | 4 | ... | ... | ... | 7 | 22 | 13 | ... | ... | ... | 9 | 18 |
| 203 | 76 | 27 | 1 | ... | 100 | 1 | ... | ... | ... | ... | 1 | 17 | 7 | 1 | ... | ... | 9 | 19 |
| 387 | 129 | 32 | 12 | 1 | 226 | 11 | 3 | ... | ... | ... | 8 | 163 | 59 | ... | 1 | ... | 104 | 20 |
| 305 | 96 | 33 | 6 | ... | 176 | 53 | 12 | 8 | 1 | ... | 33 | 32 | 7 | 6 | 1 | ... | 19 | 21 |
| 507 | 170 | 49 | 8 | 6 | 288 | ... | ... | ... | ... | ... | ... | 44 | 3 | ... | ... | ... | 38 | 22 |
| 720 | 374 | 45 | 36 | 5 | 301 | 45 | 23 | 5 | ... | 2 | 17 | 10 | 1 | ... | ... | ... | 9 | 23 |
| 852 | 248 | 155 | 44 | 9 | 449 | 38 | 25 | ... | ... | ... | 13 | 6 | 2 | ... | ... | ... | 4 | 24 |
| 3,890 | 1,277 | 614 | 160 | 14 | 1,999 | ... | ... | ... | ... | ... | ... | 58 | 31 | ... | 2 | ... | 27 | 25 |
| ... | ... | ... | ... | ... | ... | 6 | 2 | ... | 1 | ... | 4 | 55 | 27 | ... | 1 | ... | 28 | 26 |
| 294 | 82 | 73 | ... | ... | 139 | 34 | 10 | ... | ... | ... | 24 | 91 | 40 | ... | 2 | ... | 51 | 27 |
| 5 | ... | ... | ... | ... | 5 | ... | ... | ... | ... | ... | ... | ... | ... | ... | ... | ... | ... | 28 |
| 57 | 11 | 19 | ... | ... | 27 | 20 | 3 | ... | 1 | ... | 17 | 31 | 17 | ... | 1 | ... | 14 | 29 |
| *18* | *10* | *1* | *2* | ... | *7* | ... | ... | ... | ... | ... | ... | 8 | 8 | ... | ... | ... | ... | |
| 18 | 10 | 1 | 2 | ... | 7 | ... | ... | ... | ... | ... | ... | 8 | 8 | ... | ... | ... | ... | 30 |
| ... | ... | ... | ... | ... | ... | ... | ... | ... | ... | ... | ... | ... | ... | ... | ... | ... | ... | 31 |
| ... | ... | ... | ... | ... | ... | ... | ... | ... | ... | ... | ... | ... | ... | ... | ... | ... | ... | 32 |
| *775* | *184* | *49* | *1* | *5* | *542* | *256* | *82* | *19* | ... | ... | *155* | *734* | *334* | *18* | *7* | ... | *382* | |
| 33 | 24 | 9 | ... | 5 | ... | 16 | 16 | ... | ... | ... | ... | 2 | 2 | ... | ... | ... | ... | 1 |
| 1 | 1 | ... | ... | ... | ... | 1 | 1 | ... | ... | ... | ... | 18 | 4 | ... | ... | ... | 14 | 2 |
| 48 | 18 | 1 | ... | ... | 29 | 20 | 8 | ... | ... | ... | 12 | 103 | 81 | ... | ... | ... | 22 | 3 |
| 22 | 4 | 1 | ... | ... | 17 | ... | ... | ... | ... | ... | ... | ... | ... | ... | ... | ... | ... | 4 |
| 1 | 1 | ... | ... | ... | ... | ... | ... | ... | ... | ... | ... | ... | ... | ... | ... | ... | ... | 5 |
| 123 | 23 | 4 | ... | ... | 96 | ... | ... | ... | ... | ... | ... | 76 | 10 | ... | 1 | ... | 66 | 6 |
| 6 | ... | 1 | ... | ... | 5 | 10 | 1 | 1 | ... | ... | 8 | ... | ... | ... | ... | ... | ... | 7 |
| 107 | 45 | 9 | 1 | ... | 53 | 193 | 50 | 17 | ... | ... | 126 | 519 | 235 | 18 | 6 | ... | 266 | 8 |
| 99 | ... | 6 | ... | ... | 93 | 14 | 6 | ... | ... | ... | 8 | ... | ... | ... | ... | ... | ... | 9 |
| 100 | 14 | 8 | ... | ... | 78 | 1 | ... | ... | ... | ... | 1 | ... | ... | ... | ... | ... | ... | 10 |
| 68 | 7 | 8 | ... | ... | 53 | ... | ... | ... | ... | ... | ... | ... | ... | ... | ... | ... | ... | 11 |
| 36 | 13 | 2 | ... | ... | 21 | 1 | ... | 1 | ... | ... | ... | 14 | 2 | ... | ... | ... | 12 | 12 |
| 131 | 34 | ... | ... | ... | 97 | ... | ... | ... | ... | ... | ... | 2 | ... | ... | ... | ... | 2 | 13 |



This content downloaded from
106.51.163.168 on Wed, 05 Jun 2024 15:15:17 +00:00
All use subject to https://about.jstor.org/terms

| DISTRICT, STATE OR CITY. | CLASS B: SUB-CLASS III.—INDUSTRY—*concld.* | | | | | | CLASS B: SUB-CLASS IV.—Order 20.—Trans. | | | | | | | | | | | |
|---|---|---|---|---|---|---|---|---|---|---|---|---|---|---|---|---|---|---|
| | Order 19.—Industries concerned with refuse matters.—(Group 93). (Sweepers, scavengers, dust and sweeping contractors). | | | | | | Total Order 20. | | | | | | 94. Harbour works, dockyards and pilots. | | | | | |
| | Total workers and dependents. | Actual workers. | | | | Dependents. | Total workers and dependents. | Actual workers. | | | | Dependents. | Total workers and dependants. | Actual workers. | | | | Dependents. |
| | | Total. | | Partially agriculturist. | | | | Total. | | Partially agriculturist. | | | | Total. | | Partially agriculturist. | | |
| | | Males. | Females. | Males. | Females. | | | Males. | Females. | Males. | Females. | | | Males. | Females. | Males. | Females. | |
| | 670 | 671 | 672 | 673 | 674 | 675 | 676 | 677 | 678 | 679 | 680 | 681 | 682 | 683 | 684 | 685 | 686 | 687 |
| **MADRAS ...** | *44,802* | *13,432* | *11,100* | *984* | *375* | *20,270* | *74,966* | *30,658* | *826* | *983* | *22* | *43,482* | *5,293* | *1,857* | *180* | *23* | *1* | *3,256* |
| **(1) British Territory ...** | *44,102* | *13,232* | *10,764* | *983* | *354* | *20,106* | *74,966* | *30,658* | *826* | *983* | *22* | *43,482* | *5,293* | *1,857* | *180* | *23* | *1* | *3,256* |
| 1. Ganjám ... ... | 1,641 | 492 | 328 | 38 | 13 | 821 | 1,045 | 238 | 40 | 22 | 1 | 767 | 33 | 10 | ... | ... | ... | 23 |
| 2. Agency, Ganjám ... | 317 | 48 | 162 | 3 | 2 | 107 | ... | ... | ... | ... | ... | ... | ... | ... | ... | ... | ... | ... |
| 3. Vizagapatam ... ... | 955 | 249 | 215 | 13 | 3 | 491 | 1,112 | 310 | 44 | 38 | 4 | 758 | 1 | 1 | ... | ... | ... | ... |
| 4. Agency, Vizagapatam. | 170 | 12 | 105 | ... | ... | 53 | 50 | 17 | 13 | .. | ... | 20 | ... | ... | ... | ... | ... | ... |
| 5. Gódávari ... ... | 6,006 | 2,356 | 1,162 | 30 | 14 | 2,488 | 9,050 | 4,180 | 149 | 83 | ... | 4,721 | 29 | 19 | ... | 2 | ... | 10 |
| 6. Agency, Gódávari ... | 57 | 6 | 25 | 1 | ... | 26 | 403 | 269 | 16 | 7 | 1 | 118 | ... | ... | ... | ... | ... | ... |
| 7. Kistna ... ... | 813 | 149 | 243 | 16 | 68 | 421 | 5,361 | 2,367 | 51 | 133 | ... | 2,943 | 88 | 23 | ... | 3 | ... | 65 |
| 8. Guntúr ... ... | 740 | 150 | 133 | 18 | 3 | 457 | 1,424 | 672 | 74 | 83 | 2 | 678 | ... | ... | ... | ... | ... | ... |
| 9. Nellore ... ... | 687 | 177 | 98 | 4 | 3 | 412 | 1,621 | 747 | 23 | 70 | 2 | 851 | ... | ... | ... | ... | ... | ... |
| 10. Cuddapah ... ... | 277 | 132 | 41 | 1 | 1 | 104 | 44 | 42 | 2 | ... | ... | ... | ... | ... | ... | ... | ... | ... |
| 11. Kurnool ... ... | 411 | 143 | 186 | 4 | 3 | 82 | 131 | 55 | 2 | 8 | ... | 74 | ... | ... | ... | ... | ... | ... |
| 12. Bellary ... ... | 2,013 | 444 | 778 | 2 | 7 | 791 | ... | ... | ... | ... | ... | ... | ... | ... | ... | ... | ... | ... |
| 13. Anantapur ... | 4,166 | 1,288 | 1,360 | 105 | 93 | 1,518 | 5 | 4 | ... | ... | ... | 1 | ... | ... | ... | ... | ... | ... |
| 14. Madras ... ... | 4,045 | 1,067 | 1,621 | ... | 1 | 1,357 | 10,777 | 3,991 | 148 | 17 | 2 | 6,638 | 4,660 | 1,722 | 118 | 16 | 1 | 2,820 |
| 15. Chingleput ... ... | 697 | 197 | 135 | 17 | 3 | 365 | 3,352 | 1,630 | ... | 39 | .. | 1,722 | 10 | 4 | ... | ... | ... | 6 |
| 16. Chittoor ... ... | 1,104 | 339 | 266 | 46 | 14 | 499 | 56 | 35 | ... | ... | ... | 21 | ... | ... | ... | ... | ... | ... |
| 17. North Arcot ... | 2,034 | 591 | 387 | 51 | 7 | 1,056 | 141 | 51 | ... | 3 | ... | 90 | 3 | 2 | ... | ... | ... | 1 |
| 18. Salem ... ... | 2,721 | 1,020 | 326 | 199 | 41 | 1,375 | 112 | 35 | 2 | 2 | ... | 75 | ... | ... | ... | ... | ... | ... |
| 19. Coimbatore ... | 1,270 | 329 | 416 | 11 | 21 | 525 | 258 | 84 | 32 | 3 | ... | 142 | ... | ... | ... | ... | ... | ... |
| 20. South Arcot ... | 1,790 | 593 | 188 | 134 | 12 | 1,009 | 2,065 | 1,020 | 9 | 7 | ... | 1,036 | 3 | 2 | ... | ... | ... | 1 |
| 21. Tanjore ... ... | 1,371 | 192 | 709 | 1 | 12 | 470 | 5,006 | 1,609 | 24 | 28 | ... | 3,373 | 5 | 1 | ... | ... | ... | 4 |
| 22. Trichinopoly ... | 2,122 | 615 | 444 | 55 | 1 | 1,063 | 151 | 1 | ... | ... | ... | 150 | 3 | ... | ... | ... | ... | 3 |
| 23. Madura ... ... | 1,285 | 270 | 219 | 11 | 1 | 796 | 344 | 91 | 84 | 20 | 10 | 169 | ... | ... | ... | ... | ... | ... |
| 24. Ramnad ... ... | 1,973 | 647 | 318 | 51 | 13 | 1,008 | 4,990 | 1,047 | 13 | 17 | ... | 3,930 | 39 | 26 | ... | ... | ... | 13 |
| 25. Tinnevelly ... ... | 2,264 | 741 | 289 | 165 | 7 | 1,234 | 3,812 | 1,270 | 76 | 39 | ... | 2,466 | 376 | 22 | 62 | ... | ... | 292 |
| 26. Nilgiris ... ... | 899 | 241 | 260 | 1 | 1 | 398 | 23 | 8 | ... | ... | ... | 15 | 4 | 1 | ... | ... | ... | 3 |
| 27. Malabar ... ... | 1,678 | 507 | 259 | 2 | 8 | 902 | 16,017 | 7,009 | 13 | 205 | ... | 8,995 | 33 | 21 | ... | 2 | ... | 12 |
| 28. Anjengo ... ... | 10 | ... | 7 | ... | ... | 3 | 51 | 20 | ... | ... | ... | 31 | ... | ... | ... | ... | ... | ... |
| 29. South Canara ... | 586 | 237 | 84 | 4 | 2 | 255 | 7,565 | 3,856 | 11 | 159 | ... | 3,698 | 6 | 3 | ... | ... | ... | 3 |
| **(2) Feudatory States ...** | *700* | *200* | *336* | *1* | *21* | *164* | ... | ... | ... | ... | ... | ... | ... | ... | ... | ... | ... | ... |
| 30. Pudukóttai ... ... | 443 | 46 | 324 | 1 | 21 | 73 | ... | ... | ... | ... | ... | ... | ... | ... | ... | ... | ... | ... |
| 31. Banganapalle ... | 257 | 154 | 12 | ... | ... | 91 | ... | ... | ... | ... | ... | ... | ... | ... | ... | ... | ... | ... |
| 32. Sandúr ... ... | ... | ... | ... | ... | ... | ... | ... | ... | ... | ... | ... | ... | ... | ... | ... | ... | ... | ... |
| **(3) Cities ... ...** | *8,391* | *2,187* | *2,549* | *12* | *11* | *3,655* | *16,743* | *6,645* | *165* | *25* | *12* | *9,933* | *4,672* | *1,724* | *118* | *16* | *1* | *2,830* |
| 1. Bellary ... ... | 600 | 174 | 48 | 1 | 5 | 378 | ... | ... | ... | ... | ... | ... | ... | ... | ... | ... | ... | ... |
| 2. Calicut ... ... | 428 | 158 | 54 | ... | ... | 216 | 775 | 250 | ... | 1 | ... | 525 | 8 | ... | ... | ... | ... | 8 |
| 3. Cocanada ... ... | 174 | 65 | 50 | 5 | 4 | 59 | 807 | 550 | 1 | 2 | ... | 256 | ... | ... | ... | ... | ... | ... |
| 4. Coimbatore ... | 238 | 68 | 100 | ... | ... | 70 | 1 | 1 | ... | ... | ... | ... | ... | ... | ... | ... | ... | ... |
| 5. Conjeeveram ... | 41 | 11 | 16 | ... | ... | 14 | 3 | 3 | ... | ... | ... | ... | ... | ... | ... | ... | ... | ... |
| 6. Cuddalore ... ... | 322 | 88 | 47 | 5 | ... | 187 | 1,163 | 692 | 1 | ... | ... | 470 | 3 | 2 | ... | ... | ... | 1 |
| 7. Kumbakonam ... ... | 88 | 43 | 20 | ... | ... | 25 | ... | ... | ... | ... | ... | ... | ... | ... | ... | ... | ... | ... |
| 8. Madras ... ... | 4,045 | 1,067 | 1,621 | ... | 1 | 1,357 | 10,777 | 3,991 | 148 | 17 | 2 | 6,638 | 4,660 | 1,722 | 118 | 16 | 1 | 2,820 |
| 9. Madura ... ... | 682 | 118 | 104 | ... | ... | 460 | 8 | 2 | ... | ... | ... | 6 | ... | ... | ... | ... | ... | ... |
| 10. Negapatam ... ... | 352 | 51 | 144 | 1 | ... | 157 | 3,199 | 1,156 | 15 | 5 | 10 | 2,027 | 1 | ... | ... | ... | ... | 1 |
| 11. Salem ... ... ... | 246 | 62 | 88 | ... | 1 | 96 | ... | ... | ... | ... | ... | ... | ... | ... | ... | ... | ... | ... |
| 12. Tanjore ... ... | 11 | 2 | 2 | ... | ... | 7 | 11 | ... | ... | ... | ... | 11 | ... | ... | ... | ... | ... | ... |
| 13. Trichinopoly ... ... | 1,164 | 280 | 255 | ... | ... | 629 | ... | ... | ... | ... | ... | ... | ... | ... | ... | ... | ... | ... |

This content downloaded from
106.51.163.168 on Wed, 05 Jun 2024 15:15:17 +00:00
All use subject to https://about.jstor.org/terms

# XV-A.

## for districts, etc.—*continued.*

TRANSPORT.

port by water.

| 95. Ship owners and their employés, ship brokers, ships' officers, engineers, mariners and firemen. | | | | | | 96. Persons employed on the maintenance of streams, rivers and canals (including construction). | | | | | 97. Boat owners, boatmen and towmen. | | | | | |
|---|---|---|---|---|---|---|---|---|---|---|---|---|---|---|---|---|
| Total workers and dependents. | Actual workers. | | | | Dependents. | Total workers and dependents. | Actual workers. | | | | Dependents. | Total workers and dependents. | Actual workers. | | | | Dependents. | NUMBER. |
| | Total. | | Partially agricultural. | | | | Total. | | Partially agricultural. | | | | Total. | | Partially agricultural. | | | |
| | Males. | Females. | Males. | Females. | | | Males. | Females. | Males. | Females. | | | Males. | Females. | Males. | Females. | | |
| 688 | 689 | 690 | 691 | 692 | 693 | 694 | 695 | 696 | 697 | 698 | 699 | 700 | 701 | 702 | 703 | 704 | 705 | |
| *2,220* | *1,084* | *90* | *41* | *10* | *1,046* | *51,983* | *20,456* | *518* | *627* | *11* | *31,009* | *15,470* | *7,261* | *38* | *292* | .. | *8,171* | |
| *2,220* | *1,084* | *90* | *41* | *10* | *1,046* | *51,983* | *20,456* | *518* | *627* | *11* | *31,009* | *15,470* | *7,261* | *38* | *292* | ... | *8,171* | |
| 11 | 9 | ... | 3 | ... | 2 | 989 | 218 | 39 | 19 | 1 | 732 | 12 | 1 | 1 | ... | ... | 10 | 1 |
| ... | ... | ... | ... | ... | ... | ... | ... | ... | ... | ... | ... | ... | ... | ... | ... | ... | ... | 2 |
| 4 | 1 | ... | ... | ... | 3 | 1,046 | 292 | 44 | 30 | 4 | 710 | 61 | 16 | ... | 8 | ... | 45 | 3 |
| ... | ... | ... | ... | ... | ... | 50 | 17 | 13 | ... | ... | 20 | ... | ... | ... | ... | ... | ... | 4 |
| 116 | 32 | ... | 2 | ... | 84 | 8,473 | 3,972 | 149 | 71 | ... | 4,352 | 432 | 157 | ... | 8 | ... | 275 | 5 |
| ... | ... | ... | ... | ... | ... | 403 | 269 | 16 | 7 | 1 | 118 | ... | ... | ... | ... | ... | ... | 6 |
| 45 | 10 | ... | ... | ... | 35 | 4,903 | 2,124 | 51 | 116 | ... | 2,728 | 325 | 210 | ... | 14 | ... | 115 | 7 |
| ... | ... | ... | ... | ... | ... | 1,424 | 672 | 74 | 83 | 2 | 678 | ... | ... | ... | ... | ... | ... | 8 |
| 22 | 3 | ... | ... | ... | 19 | 1,599 | 744 | 23 | 70 | 2 | 832 | ... | ... | ... | ... | ... | ... | 9 |
| ... | ... | ... | ... | ... | ... | 44 | 42 | 2 | ... | ... | ... | ... | ... | ... | ... | ... | ... | 10 |
| 70 | 39 | 1 | 5 | ... | 30 | 61 | 16 | 1 | 3 | ... | 44 | ... | ... | ... | ... | ... | ... | 11 |
| ... | ... | ... | ... | ... | ... | ... | ... | ... | ... | ... | ... | ... | ... | ... | ... | ... | ... | 12 |
| 5 | 4 | ... | ... | ... | 1 | ... | ... | ... | ... | ... | ... | ... | ... | ... | ... | ... | ... | 13 |
| 39 | 14 | 1 | ... | ... | 24 | 5,416 | 1,898 | 24 | 1 | 1 | 3,494 | 662 | 357 | 5 | ... | ... | 300 | 14 |
| 1,198 | 805 | ... | 11 | ... | 393 | 2,141 | 821 | ... | 28 | ... | 1,320 | 3 | ... | ... | .. | ... | 3 | 15 |
| 53 | 35 | ... | ... | ... | 18 | 3 | ... | ... | ... | ... | 3 | ... | ... | ... | ... | ... | ... | 16 |
| 10 | 4 | ... | ... | ... | 6 | 128 | 45 | ... | 3 | ... | 83 | ... | ... | ... | ... | ... | ... | 17 |
| 3 | 2 | ... | ... | ... | 1 | 109 | 33 | 2 | 2 | ... | 74 | ... | ... | ... | ... | ... | ... | 18 |
| 14 | ... | 2 | ... | ... | 12 | 243 | 83 | 30 | 3 | ... | 130 | 1 | 1 | ... | ... | ... | ... | 19 |
| 1 | 1 | ... | ... | ... | ... | 1,863 | 902 | 8 | 7 | ... | 953 | 198 | 115 | 1 | ... | ... | 82 | 20 |
| 46 | 2 | 2 | ... | ... | 42 | 2,635 | 781 | 5 | 24 | ... | 1,849 | 2,320 | 825 | 17 | 4 | ... | 1,478 | 21 |
| 140 | 1 | ... | ... | ... | 139 | 8 | ... | ... | ... | ... | 8 | ... | ... | ... | ... | ... | ... | 22 |
| 336 | 89 | 84 | 20 | 10 | 163 | ... | ... | ... | ... | ... | ... | 8 | 2 | ... | ... | ... | 6 | 23 |
| 23 | 2 | ... | ... | ... | 21 | 570 | 166 | 1 | 2 | ... | 403 | 4,358 | 853 | 12 | 15 | ... | 3,493 | 24 |
| 84 | 31 | ... | ... | ... | 53 | 1,541 | 211 | 14 | 20 | ... | 1,316 | 1,811 | 1,006 | ... | 19 | ... | 805 | 25 |
| ... | ... | ... | ... | ... | ... | 19 | 7 | ... | ... | ... | 12 | ... | ... | ... | ... | ... | ... | 26 |
| ... | ... | ... | ... | ... | ... | 12,350 | 4,573 | 13 | 90 | ... | 8,264 | 3,134 | 2,415 | ... | 113 | ... | 719 | 27 |
| ... | ... | ... | ... | ... | ... | 49 | 19 | ... | ... | ... | 30 | 2 | 1 | ... | ... | ... | 1 | 28 |
| ... | ... | ... | ... | ... | ... | 5,416 | 2,551 | 9 | 48 | ... | 2,856 | 2,143 | 1,302 | 2 | 111 | ... | 839 | 29 |
| ... | ... | ... | ... | ... | ... | ... | ... | ... | ... | ... | ... | ... | ... | ... | ... | ... | ... | 30 |
| ... | ... | ... | ... | ... | ... | ... | ... | ... | ... | ... | ... | ... | ... | ... | ... | ... | ... | 31 |
| ... | ... | ... | ... | ... | ... | .. | ... | ... | ... | ... | ... | ... | ... | ... | ... | ... | ... | 32 |
| *40* | *15* | *1* | ... | ... | *24* | *8,978* | *3,639* | *35* | *5* | *11* | *5,304* | *3,053* | *1,267* | *11* | *4* | ... | *1,775* | |
| ... | ... | ... | ... | ... | ... | ... | ... | ... | ... | ... | ... | ... | ... | ... | ... | ... | ... | 1 |
| ... | ... | ... | ... | ... | ... | 606 | 165 | ... | 1 | ... | 441 | 161 | 85 | ... | ... | ... | 76 | 2 |
| ... | ... | ... | ... | ... | ... | 795 | 546 | 1 | 2 | ... | 248 | 12 | 4 | ... | ... | ... | 8 | 3 |
| ... | ... | ... | ... | ... | ... | ... | ... | ... | ... | ... | ... | 1 | 1 | ... | ... | ... | ... | 4 |
| ... | ... | ... | ... | ... | ... | 3 | 3 | ... | ... | ... | ... | ... | ... | ... | ... | ... | ... | 5 |
| 1 | 1 | ... | ... | ... | ... | 1,063 | 609 | ... | ... | ... | 454 | 96 | 80 | 1 | ... | ... | 15 | 6 |
| ... | ... | ... | ... | ... | ... | ... | ... | ... | ... | ... | ... | ... | ... | ... | ... | ... | ... | 7 |
| 39 | 14 | 1 | ... | ... | 24 | 5,416 | 1,898 | 24 | 1 | 1 | 3,494 | 662 | 357 | 5 | ... | ... | 300 | 8 |
| ... | ... | ... | ... | ... | ... | ... | ... | ... | ... | ... | ... | 8 | 2 | ... | ... | ... | 6 | 9 |
| ... | ... | ... | ... | ... | ... | 1,095 | 418 | 10 | 1 | 10 | 667 | 2,102 | 738 | 5 | 4 | ... | 1,359 | 10 |
| ... | ... | ... | ... | ... | ... | ... | ... | ... | ... | ... | ... | ... | ... | ... | ... | ... | ... | 11 |
| ... | ... | ... | ... | ... | ... | ... | ... | ... | ... | ... | ... | 11 | ... | ... | ... | ... | 11 | 12 |
| ... | ... | ... | ... | ... | ... | ... | ... | ... | ... | ... | ... | ... | ... | ... | ... | ... | ... | 13 |

This content downloaded from
106.51.163.168 on Wed, 05 Jun 2024 15:15:17 +00:00
All use subject to https://about.jstor.org/terms

# TABLE

## Occupation. Part II.—Details

CLASS B: SUB-CLASS IV.—

Order 21.—Transport

| DISTRICT, STATE OR CITY. | Total Order 21. | | | | | | 98. Persons employed on the construction and maintenance of roads and bridges. | | | | | |
|---|---|---|---|---|---|---|---|---|---|---|---|---|
| | Total workers and dependents. | Actual workers. | | | | Dependents. | Total workers and dependents. | Actual workers. | | | | Dependents. |
| | | Total. | | Partially agriculturist. | | | | Total. | | Partially agriculturist. | | |
| | | Males. | Females. | Males. | Females. | | | Males. | Females. | Males. | Females. | |
| | 706 | 707 | 708 | 709 | 710 | 711 | 712 | 713 | 714 | 715 | 716 | 717 |
| **MADRAS** | *342,676* | *129,049* | *16,375* | *8,164* | *1,072* | *197,252* | *31,638* | *10,238* | *5,185* | *892* | *386* | *16,215* |
| (1) British Territory | *340,627* | *128,186* | *16,345* | *8,054* | *1,072* | *196,096* | *31,586* | *10,215* | *5,182* | *886* | *386* | *16,189* |
| 1. Ganjam | 6,491 | 2,352 | 533 | 292 | 17 | 3,606 | 127 | 61 | 23 | 22 | 1 | 42 |
| 2. Agency, Ganjam | 66 | 39 | ... | ... | ... | 27 | ... | ... | ... | ... | ... | ... |
| 3. Vizagapatam | 9,247 | 3,379 | 1,185 | 366 | 176 | 4,083 | 464 | 63 | 113 | 6 | 25 | 288 |
| 4. Agency, Vizagapatam | 1,439 | 772 | 106 | 111 | 14 | 561 | 281 | 165 | 43 | 37 | 13 | 73 |
| 5. Godavari | 16,884 | 5,058 | 2,162 | 342 | 92 | 9,664 | 1,136 | 160 | 273 | 14 | 6 | 703 |
| 6. Agency, Godavari | 519 | 232 | 21 | 27 | ... | 266 | 99 | 51 | 11 | ... | ... | 37 |
| 7. Kistna | 9,196 | 3,622 | 388 | 179 | 22 | 5,186 | 461 | 114 | 80 | ... | ... | 258 |
| 8. Guntur | 9,178 | 3,274 | 750 | 665 | 59 | 5,154 | 748 | 226 | 80 | 30 | 11 | 442 |
| 9. Nellore | 7,088 | 2,843 | 562 | 317 | 23 | 3,683 | 448 | 170 | 57 | 33 | ... | 221 |
| 10. Cuddapah | 3,705 | 1,182 | 197 | 173 | 39 | 2,326 | 126 | 42 | 6 | 2 | ... | 78 |
| 11. Kurnool | 1,855 | 749 | 113 | 96 | 3 | 993 | 238 | 61 | 62 | 8 | 2 | 115 |
| 12. Bellary | 4,903 | 1,941 | 90 | 82 | 4 | 2,872 | 114 | 29 | 36 | 3 | ... | 49 |
| 13. Anantapur | 3,912 | 1,676 | 323 | 244 | 63 | 1,913 | 313 | 120 | 57 | 15 | 3 | 136 |
| 14. Madras | 25,861 | 9,564 | 1,193 | 67 | 1 | 15,104 | 3,708 | 1,318 | 722 | 7 | ... | 1,608 |
| 15. Chingleput | 13,575 | 5,873 | 190 | 294 | 2 | 7,512 | 1,867 | 1,005 | 50 | 32 | ... | 612 |
| 16. Chittoor | 4,687 | 1,827 | 114 | 149 | 16 | 2,746 | 180 | 53 | 16 | ... | ... | 111 |
| 17. North Arcot | 19,052 | 6,162 | 2,192 | 663 | 232 | 10,698 | 7,738 | 1,932 | 1,853 | 377 | 212 | 3,953 |
| 18. Salem | 6,701 | 2,946 | 266 | 162 | 62 | 3,489 | 629 | 308 | 39 | 14 | 7 | 282 |
| 19. Coimbatore | 12,406 | 5,085 | 253 | 173 | 3 | 7,068 | 368 | 138 | 60 | 7 | ... | 170 |
| 20. South Arcot | 10,107 | 3,613 | 647 | 339 | 49 | 5,847 | 2,655 | 724 | 449 | 132 | 48 | 1,482 |
| 21. Tanjore | 25,480 | 9,801 | 478 | 411 | 4 | 15,201 | 408 | 118 | 108 | 8 | 1 | 182 |
| 22. Trichinopoly | 14,421 | 5,302 | 350 | 356 | 7 | 8,769 | 442 | 152 | 31 | 18 | ... | 259 |
| 23. Madura | 14,481 | 5,961 | 453 | 793 | 25 | 8,067 | 1,074 | 252 | 432 | 6 | 25 | 390 |
| 24. Ramnad | 12,563 | 4,028 | 1,071 | 181 | 8 | 7,464 | 175 | 36 | 9 | 1 | 4 | 130 |
| 25. Tinnevelly | 19,841 | 7,552 | 672 | 610 | 95 | 11,617 | 1,493 | 402 | 78 | 20 | 2 | 1,013 |
| 26. Nilgiris | 2,817 | 1,493 | 226 | 63 | ... | 1,098 | 1,251 | 623 | 218 | 29 | ... | 410 |
| 27. Malabar | 75,529 | 28,160 | 1,348 | 712 | 43 | 46,021 | 4,462 | 1,672 | 209 | 58 | 25 | 2,581 |
| 28. Anjengo | 78 | 12 | 13 | 1 | ... | 53 | 11 | 1 | ... | 1 | ... | 10 |
| 29. South Canara | 8,548 | 3,688 | 449 | 186 | 13 | 4,408 | 570 | 219 | 58 | 6 | 1 | 293 |
| (2) Feudatory States | *2,049* | *863* | *30* | *110* | ... | *1,156* | *52* | *23* | *3* | *6* | ... | *26* |
| 30. Pudukkottai | 1,878 | 796 | 26 | 104 | ... | 1,056 | 35 | 14 | 3 | 6 | ... | 18 |
| 31. Banganapalle | 146 | 54 | 4 | 6 | ... | 88 | 5 | 2 | ... | ... | ... | 3 |
| 32. Sandur | 25 | 13 | ... | ... | ... | 12 | 12 | 7 | ... | ... | ... | 5 |
| (3) Cities | *58,226* | *20,821* | *1,747* | *291* | *21* | *35,658* | *4,259* | *1,506* | *730* | *14* | ... | *2,023* |
| 1. Bellary | 1,033 | 387 | 15 | 25 | 3 | 631 | ... | ... | ... | ... | ... | ... |
| 2. Calicut | 7,485 | 2,670 | 4 | 12 | ... | 4,811 | 286 | 117 | ... | ... | ... | 169 |
| 3. Cocanada | 3,007 | 832 | 88 | 46 | 15 | 2,087 | 39 | 13 | ... | 5 | ... | 26 |
| 4. Coimbatore | 1,210 | 326 | 12 | 5 | ... | 872 | 8 | 2 | ... | ... | ... | 6 |
| 5. Conjeeveram | 1,392 | 509 | 82 | 6 | ... | 801 | ... | ... | ... | ... | ... | ... |
| 6. Cuddalore | 2,204 | 844 | 100 | 14 | ... | 1,260 | 127 | 38 | 2 | 2 | ... | 87 |
| 7. Kumbakonam | 1,694 | 647 | 7 | 19 | 1 | 1,040 | 8 | ... | ... | ... | ... | 8 |
| 8. Madras | 25,861 | 9,564 | 1,193 | 67 | 1 | 15,104 | 3,708 | 1,318 | 722 | 7 | ... | 1,608 |
| 9. Madura | 3,452 | 1,415 | ... | 25 | ... | 2,037 | 41 | 18 | ... | ... | ... | 23 |
| 10. Negapatam | 2,674 | 980 | 23 | 12 | ... | 1,671 | 2 | ... | ... | ... | ... | 2 |
| 11. Salem | 942 | 394 | 9 | 41 | ... | 539 | 2 | ... | ... | ... | ... | 2 |
| 12. Tanjore | 2,056 | 744 | 50 | 15 | 1 | 1,262 | ... | ... | ... | ... | ... | ... |
| 13. Trichinopoly | 5,216 | 1,509 | 164 | 4 | ... | 3,543 | 38 | ... | 6 | ... | ... | 32 |

This content downloaded from
106.51.163.168 on Wed, 05 Jun 2024 15:15:17 +00:00
All use subject to https://about.jstor.org/terms

# XV-A.

## for districts, etc.—*continued.*

TRANSPORT—*concld.*

by road.

| 99. Cart owners and drivers, coachmen, stable boys, tramway, mail carriage, etc., managers and employés (excluding private servants). | | | | | | 100. Palki, etc., bearers and owners. | | | | | | 101. Pack elephant, camel, mule, ass and bullock owners and dr. | | | | | | |
|---|---|---|---|---|---|---|---|---|---|---|---|---|---|---|---|---|---|---|
| Total workers and dependents. | Actual workers. | | | | Dependents. | Total workers and dependents. | Actual workers. | | | | Dependents. | Total workers and dependents. | Actual workers. | | | | Dependents. | NUMBER. |
| | Total. | | Partially agriculturist. | | | | Total. | | Partially agriculturist. | | | | Total. | | Partially agriculturist. | | | |
| | Males. | Females. | Males. | Females. | | | Males. | Females. | Males. | Females. | | | Males. | Females. | Males. | Females. | | |
| 718 | 719 | 720 | 721 | 722 | 723 | 724 | 725 | 726 | 727 | 728 | 729 | 730 | 731 | 732 | 733 | 734 | 735 | |
| *215,475* | *84,139* | *3,777* | *4,989* | *378* | *127,559* | *2,857* | *1,210* | *56* | *89* | ... | *1,591* | *1,060* | *369* | *37* | *57* | ... | *654* | |
| *213,496* | *83,305* | *3,754* | *4,886* | *378* | *126,437* | *2,853* | *1,210* | *56* | *89* | ... | *1,587* | *1,050* | *369* | *37* | *57* | ... | *654* | |
| 5,306 | 2,092 | 125 | 260 | 14 | 3,089 | 157 | 45 | ... | 10 | ... | 112 | ... | ... | ... | ... | ... | ... | 1 |
| 55 | 29 | ... | ... | ... | 26 | 9 | 9 | ... | ... | ... | ... | ... | ... | ... | ... | ... | ... | 2 |
| 4,646 | 1,887 | 353 | 223 | 68 | 2,406 | 20 | 9 | ... | 2 | ... | 11 | ... | ... | ... | ... | ... | ... | 3 |
| 731 | 363 | 24 | 60 | 1 | 344 | ... | ... | ... | ... | ... | ... | 98 | 35 | 33 | ... | ... | 30 | 4 |
| 9,387 | 3,151 | 699 | 263 | 33 | 5,537 | 440 | 200 | ... | ... | ... | 240 | ... | ... | ... | ... | ... | ... | 5 |
| 335 | 155 | 4 | 26 | ... | 176 | ... | ... | ... | ... | ... | ... | ... | ... | ... | ... | ... | ... | 6 |
| 7,105 | 2,756 | 96 | 138 | 14 | 4,253 | 23 | 23 | ... | 2 | ... | ... | 3 | ... | ... | ... | ... | 3 | 7 |
| 4,286 | 1,573 | 289 | 188 | 20 | 2,424 | ... | ... | ... | ... | ... | ... | ... | ... | ... | ... | ... | ... | 8 |
| 4,549 | 1,883 | 179 | 200 | 10 | 2,487 | 9 | 9 | ... | ... | ... | ... | ... | ... | ... | ... | ... | ... | 9 |
| 2,687 | 868 | 104 | 116 | 26 | 1,715 | ... | ... | ... | ... | ... | ... | 16 | ... | 1 | ... | ... | 15 | 10 |
| 1,504 | 629 | 29 | 79 | 1 | 846 | ... | ... | ... | ... | ... | ... | ... | ... | ... | ... | ... | ... | 11 |
| 3,311 | 1,375 | 8 | 56 | 4 | 1,928 | ... | ... | ... | ... | ... | ... | 110 | 32 | ... | 23 | ... | 78 | 12 |
| 3,019 | 1,239 | 201 | 143 | 52 | 1,579 | 91 | 54 | ... | 3 | ... | 37 | ... | ... | ... | ... | ... | ... | 13 |
| 18,781 | 7,012 | 189 | 58 | 1 | 11,580 | 815 | 354 | 11 | ... | ... | 450 | 5 | 2 | 1 | ... | ... | 2 | 14 |
| 8,647 | 3,247 | 140 | 197 | 2 | 5,260 | 1 | ... | ... | ... | ... | 1 | ... | ... | ... | ... | ... | ... | 15 |
| 3,209 | 1,212 | 33 | 118 | 15 | 1,964 | 219 | 48 | ... | ... | ... | 171 | ... | ... | ... | ... | ... | ... | 16 |
| 10,391 | 3,933 | 78 | 279 | 5 | 6,380 | 17 | 3 | 1 | ... | ... | 13 | 3 | 1 | ... | ... | ... | 2 | 17 |
| 5,337 | 2,354 | 112 | 128 | 5 | 2,871 | 16 | 8 | ... | 1 | ... | 8 | 3 | 3 | ... | ... | ... | ... | 18 |
| 11,185 | 4,692 | 54 | 155 | ... | 6,439 | 32 | 16 | 1 | ... | ... | 15 | 74 | 24 | ... | ... | ... | 50 | 19 |
| 5,691 | 2,211 | 100 | 156 | 1 | 3,380 | 235 | 96 | 6 | 40 | ... | 133 | ... | ... | ... | ... | ... | ... | 20 |
| 22,414 | 8,794 | 120 | 384 | 3 | 13,500 | 316 | 93 | 37 | 13 | ... | 186 | 25 | ... | ... | ... | ... | 25 | 21 |
| 13,104 | 4,979 | 222 | 338 | 7 | 7,903 | 39 | 17 | ... | ... | ... | 22 | 9 | 4 | ... | ... | ... | 5 | 22 |
| 10,762 | 4,380 | 21 | 238 | ... | 6,361 | 22 | 10 | ... | 1 | ... | 12 | 191 | 72 | ... | 4 | ... | 119 | 23 |
| 9,725 | 3,562 | 51 | 165 | 3 | 6,112 | 1 | 1 | ... | 1 | ... | ... | ... | ... | ... | ... | ... | ... | 24 |
| 14,464 | 5,661 | 482 | 452 | 93 | 8,321 | 46 | 16 | ... | 1 | ... | 30 | 283 | 107 | 1 | 13 | ... | 175 | 25 |
| 1,466 | 785 | 8 | 21 | ... | 673 | 100 | 85 | ... | 13 | ... | 15 | ... | ... | ... | ... | ... | ... | 26 |
| 25,215 | 9,469 | 19 | 278 | ... | 15,727 | 239 | 108 | ... | 2 | ... | 131 | 237 | 89 | 1 | 17 | ... | 147 | 27 |
| 9 | 2 | ... | ... | ... | 7 | ... | ... | ... | ... | ... | ... | ... | ... | ... | ... | ... | ... | 28 |
| 6,175 | 3,012 | 14 | 167 | ... | 3,149 | 6 | 6 | ... | ... | ... | ... | 3 | ... | ... | ... | ... | 3 | 29 |
| *1,979* | *834* | *23* | *103* | ... | *1,122* | *4* | ... | ... | ... | ... | *4* | ... | ... | ... | ... | ... | ... | |
| 1,839 | 782 | 23 | 98 | ... | 1,034 | 4 | ... | ... | ... | ... | 4 | ... | ... | ... | ... | ... | ... | 30 |
| 127 | 46 | ... | 5 | ... | 81 | ... | ... | ... | ... | ... | ... | ... | ... | ... | ... | ... | ... | 31 |
| 13 | 6 | ... | ... | ... | 7 | ... | ... | ... | ... | ... | ... | ... | ... | ... | ... | ... | ... | 32 |
| *42,006* | *15,269* | *469* | *239* | *3* | *26,268* | *815* | *354* | *11* | ... | ... | *450* | *7* | *4* | *1* | ... | ... | *2* | |
| 791 | 308 | ... | 13 | ... | 483 | ... | ... | ... | ... | ... | ... | 2 | 2 | ... | ... | ... | ... | 1 |
| 2,573 | 958 | ... | 5 | ... | 1,615 | ... | ... | ... | ... | ... | ... | ... | ... | ... | ... | ... | ... | 2 |
| 2,139 | 649 | 44 | 31 | ... | 1,446 | ... | ... | ... | ... | ... | ... | ... | ... | ... | ... | ... | ... | 3 |
| 1,044 | 315 | 11 | 5 | ... | 718 | ... | ... | ... | ... | ... | ... | ... | ... | ... | ... | ... | ... | 4 |
| 1,157 | 398 | 82 | 4 | ... | 677 | ... | ... | ... | ... | ... | ... | ... | ... | ... | ... | ... | ... | 5 |
| 1,403 | 514 | 54 | 11 | ... | 835 | ... | ... | ... | ... | ... | ... | ... | ... | ... | ... | ... | ... | 6 |
| 1,683 | 647 | 7 | 19 | 1 | 1,029 | ... | ... | ... | ... | ... | ... | ... | ... | ... | ... | ... | ... | 7 |
| 18,781 | 7,012 | 189 | 58 | 1 | 11,580 | 815 | 354 | 11 | ... | ... | 450 | 5 | 2 | 1 | ... | ... | 2 | 8 |
| 3,298 | 1,395 | ... | 25 | ... | 1,903 | ... | ... | ... | ... | ... | ... | ... | ... | ... | ... | ... | ... | 9 |
| 1,713 | 634 | 4 | 9 | ... | 1,075 | ... | ... | ... | ... | ... | ... | ... | ... | ... | ... | ... | ... | 10 |
| 779 | 327 | 6 | 40 | ... | 446 | ... | ... | ... | ... | ... | ... | ... | ... | ... | ... | ... | ... | 11 |
| 1,985 | 733 | 11 | 15 | 1 | 1,241 | ... | ... | ... | ... | ... | ... | ... | ... | ... | ... | ... | ... | 12 |
| 4,660 | 1,379 | 61 | 4 | ... | 3,220 | ... | ... | ... | ... | ... | ... | ... | ... | ... | ... | ... | ... | 13 |



This content downloaded from
106.51.163.168 on Wed, 05 Jun 2024 15:15:17 +00:00
All use subject to https://about.jstor.org/terms

OCCUPATION.
II. DETAILS FOR DISTRICTS, ETC.

# TABLE

## Occupation. Part II.—Details

CLASS B: SUB-CLASS III

Order 6—

| DISTRICT, STATE OR CITY. | 28. Hair, camel and horse hair, bristles work, brush makers, etc. | | | | | | 29. Persons occupied with feathers. | | | | | | 30. Dyeing, bleaching, printing, preparation and sponging of textiles. | | | | | |
|---|---|---|---|---|---|---|---|---|---|---|---|---|---|---|---|---|---|---|
| | Total workers and dependents. | Actual workers: Total. Males. | Actual workers: Total. Females. | Actual workers: Partially agriculturist. Males. | Actual workers: Partially agriculturist. Females. | Dependents. | Total workers and dependents. | Actual workers: Total. Males. | Actual workers: Total. Females. | Actual workers: Partially agriculturist. Males. | Actual workers: Partially agriculturist. Females. | Dependents. | Total workers and dependents. | Actual workers: Total. Males. | Actual workers: Total. Females. | Actual workers: Partially agriculturist. Males. | Actual workers: Partially agriculturist. Females. | Dependents. |
| | 214 | 215 | 216 | 217 | 218 | 219 | 220 | 221 | 222 | 223 | 224 | 225 | 226 | 227 | 228 | 229 | 230 | 231 |
| **MADRAS** ... | *1,359* | *641* | *4* | *10* | ... | *714* | *991* | *187* | *204* | *24* | *10* | *600* | *17,096* | *4,742* | *2,508* | *375* | *158* | *9,846* |
| (1) British Territory ... | *1,329* | *634* | *3* | *10* | ... | *692* | *978* | *187* | *191* | *24* | *10* | *600* | *17,024* | *4,707* | *2,501* | *372* | *157* | *9,816* |
| 1. Ganjám ... ... | ... | ... | ... | ... | ... | ... | ... | ... | ... | ... | ... | ... | ... | ... | ... | ... | ... | ... |
| 2. Agency, Ganjám ... | ... | ... | ... | ... | ... | ... | ... | ... | ... | ... | ... | ... | ... | ... | ... | ... | ... | ... |
| 3. Vizagapatam ... | ... | ... | ... | ... | ... | ... | 75 | 17 | 40 | ... | 2 | 18 | 44 | 1 | 10 | ... | ... | 33 |
| 4. Agency, Vizagapatam. | 57 | 30 | ... | ... | ... | 27 | 8 | 2 | ... | ... | ... | 6 | 31 | 9 | 10 | ... | ... | 12 |
| 5. Gódávari ... | 605 | 220 | ... | ... | ... | 385 | ... | ... | ... | ... | ... | ... | 893 | 280 | 120 | 14 | 1 | 493 |
| 6. Agency, Gódávari ... | ... | ... | ... | ... | ... | ... | ... | ... | ... | ... | ... | ... | ... | ... | ... | ... | ... | ... |
| 7. Kistna ... ... | 1 | 1 | ... | ... | ... | ... | ... | ... | ... | ... | ... | ... | 459 | 124 | 39 | 31 | ... | 296 |
| 8. Guntúr ... ... | ... | ... | ... | ... | ... | ... | ... | ... | ... | ... | ... | ... | 334 | 124 | 16 | 33 | 1 | 194 |
| 9. Nellore ... ... | ... | ... | ... | ... | ... | ... | 766 | 125 | 151 | 14 | 8 | 490 | 274 | 5 | 66 | 1 | 19 | 203 |
| 10. Cuddapah ... ... | ... | ... | ... | ... | ... | ... | ... | ... | ... | ... | ... | ... | ... | ... | ... | ... | ... | ... |
| 11. Kurnool ... ... | ... | ... | ... | ... | ... | ... | 19 | 5 | ... | ... | ... | 14 | 991 | 317 | 201 | 67 | 61 | 473 |
| 12. Bellary ... ... | 6 | ... | ... | ... | ... | 6 | 2 | ... | ... | ... | ... | 2 | 796 | 260 | 235 | 11 | 8 | 301 |
| 13. Anantapur ... ... | ... | ... | ... | ... | ... | ... | ... | ... | ... | ... | ... | ... | 760 | 214 | 136 | ... | 17 | 410 |
| 14. Madras ... ... | 58 | 13 | 1 | ... | ... | 44 | ... | ... | ... | ... | ... | ... | 885 | 304 | 21 | 1 | ... | 560 |
| 15. Chingleput ... ... | 436 | 273 | ... | 6 | ... | 163 | ... | ... | ... | ... | ... | ... | 1,335 | 469 | 10 | 19 | ... | 856 |
| 16. Chittoor ... ... | 49 | 40 | ... | ... | ... | 9 | 50 | 10 | ... | ... | ... | 40 | 768 | 132 | 35 | 1 | 3 | 601 |
| 17. North Arcot ... ... | ... | ... | ... | ... | ... | ... | ... | ... | ... | ... | ... | ... | 852 | 235 | 58 | 15 | ... | 559 |
| 18. Salem ... ... | 5 | 1 | 2 | ... | ... | 2 | ... | ... | ... | ... | ... | ... | 558 | 242 | 25 | 11 | 5 | 291 |
| 19. Coimbatore ... ... | 72 | 37 | ... | 2 | ... | 35 | ... | ... | ... | ... | ... | ... | 2,000 | 449 | 479 | 26 | 1 | 1,072 |
| 20. South Arcot ... ... | 2 | 2 | ... | ... | ... | ... | ... | ... | ... | ... | ... | ... | 79 | 31 | 1 | 6 | ... | 47 |
| 21. Tanjore ... ... | 31 | 15 | ... | 1 | ... | 16 | 2 | 2 | ... | ... | ... | ... | 1,090 | 376 | 24 | 5 | ... | 690 |
| 22. Trichinopoly ... ... | ... | ... | ... | ... | ... | ... | ... | ... | ... | ... | ... | ... | 1,398 | 184 | 470 | 10 | 27 | 744 |
| 23. Madura ... ... | 5 | ... | ... | ... | ... | 5 | 45 | 22 | ... | 10 | ... | 23 | 910 | 226 | 249 | 30 | 5 | 435 |
| 24. Rámnád ... ... | 1 | 1 | ... | ... | ... | ... | 2 | 2 | ... | ... | ... | ... | 941 | 317 | 109 | 29 | 6 | 515 |
| 25. Tinnevelly ... ... | 1 | 1 | ... | 1 | ... | ... | 9 | 2 | ... | ... | ... | 7 | 1,461 | 340 | 187 | 62 | 3 | 934 |
| 26. Nilgiris ... ... | ... | ... | ... | ... | ... | ... | ... | ... | ... | ... | ... | ... | 9 | 3 | ... | ... | ... | 6 |
| 27. Malabar ... ... | ... | ... | ... | ... | ... | ... | ... | ... | ... | ... | ... | ... | 100 | 53 | ... | ... | ... | 47 |
| 28. Anjengo ... ... | ... | ... | ... | ... | ... | ... | ... | ... | ... | ... | ... | ... | 2 | ... | ... | ... | ... | 2 |
| 29. South Canara ... | ... | ... | ... | ... | ... | ... | ... | ... | ... | ... | ... | ... | 54 | 12 | ... | ... | ... | 42 |
| (2) Feudatory States ... | *30* | *7* | *1* | ... | ... | *22* | *13* | ... | *13* | ... | ... | ... | *72* | *35* | *7* | *3* | *1* | *30* |
| 30. Pudukkóttai ... ... | 2 | ... | ... | ... | ... | 2 | 13 | ... | 13 | ... | ... | ... | 66 | 34 | 7 | 3 | 1 | 25 |
| 31. Banganapalle ... ... | 28 | 7 | 1 | ... | ... | 20 | ... | ... | ... | ... | ... | ... | 6 | 1 | ... | ... | ... | 5 |
| 32. Sandúr ... ... | ... | ... | ... | ... | ... | ... | ... | ... | ... | ... | ... | ... | ... | ... | ... | ... | ... | ... |
| (3) Cities ... ... | *61* | *15* | *1* | ... | ... | *45* | ... | ... | ... | ... | ... | ... | *2,291* | *688* | *251* | *7* | *1* | *1,352* |
| 1. Bellary ... ... | ... | ... | ... | ... | ... | ... | ... | ... | ... | ... | ... | ... | ... | ... | ... | ... | ... | ... |
| 2. Calicut ... ... | ... | ... | ... | ... | ... | ... | ... | ... | ... | ... | ... | ... | 34 | 19 | ... | ... | ... | 15 |
| 3. Cocanada ... ... | ... | ... | ... | ... | ... | ... | ... | ... | ... | ... | ... | ... | ... | ... | ... | ... | ... | ... |
| 4. Coimbatore ... ... | ... | ... | ... | ... | ... | ... | ... | ... | ... | ... | ... | ... | 29 | 11 | ... | ... | ... | 18 |
| 5. Conjeeveram ... ... | ... | ... | ... | ... | ... | ... | ... | ... | ... | ... | ... | ... | 245 | 85 | ... | ... | ... | 160 |
| 6. Cuddalore ... ... | 3 | 2 | ... | ... | ... | 1 | ... | ... | ... | ... | ... | ... | 22 | 11 | ... | 2 | ... | 11 |
| 7. Kumbakónam ... ... | ... | ... | ... | ... | ... | ... | ... | ... | ... | ... | ... | ... | 206 | 16 | 10 | 2 | 1 | 180 |
| 8. Madras ... ... | 58 | 13 | 1 | ... | ... | 44 | ... | ... | ... | ... | ... | ... | 885 | 304 | 21 | 1 | ... | 560 |
| 9. Madura ... ... | ... | ... | ... | ... | ... | ... | ... | ... | ... | ... | ... | ... | 367 | 5 | 209 | ... | ... | 153 |
| 10. Negapatam ... ... | ... | ... | ... | ... | ... | ... | ... | ... | ... | ... | ... | ... | 375 | 211 | 6 | 2 | ... | 156 |
| 11. Salem ... ... | ... | ... | ... | ... | ... | ... | ... | ... | ... | ... | ... | ... | 6 | 3 | ... | ... | ... | 3 |
| 12. Tanjore ... ... | ... | ... | ... | ... | ... | ... | ... | ... | ... | ... | ... | ... | 38 | 10 | 1 | ... | ... | 27 |
| 13. Trichinopoly ... ... | ... | ... | ... | ... | ... | ... | ... | ... | ... | ... | ... | ... | 84 | 13 | 4 | ... | ... | 67 |

This content downloaded from 106.51.163.168 on Wed, 05 Jun 2024 15:15:17 +00:00
All use subject to https://about.jstor.org/terms

# XV-A.

## for districts, etc.—*continued*.

INDUSTRY—*cont.*

tiles—*concld.*

| 31. Other (lace, crape, embroideries, fringes, etc.) and insufficiently described textile industries. | | | | | | Total Order 7. | | | | | | 32. Tanners, currriers, leather dressers and dyers, etc. | | | | | | Order 7.—Hides, skins and hard materials from the animal kingdom. | | | | | | |
|---|---|---|---|---|---|---|---|---|---|---|---|---|---|---|---|---|---|---|---|---|---|---|---|---|
| Total workers and dependents. | Actual workers. | | | | Dependents. | Total workers and dependents. | Actual workers. | | | | Dependents. | Total workers and dependents. | Actual workers. | | | | Dependents. | Total workers and dependents. | Actual workers. | | | | Dependents. | NUMBER |
| | Total. | | Partially agricul-turist. | | | | Total. | | Partially agricul-turist. | | | | Total. | | Partially agricul-turist. | | | | Total. | | Partially agricul-turist. | |
| | Males. | Females. | Males. | Females. | | | Males. | Females. | Males. | Females. | | | Males. | Females. | Males. | Females. | | | Males. | Females. | Males. | Females. | | |
| 232 | 233 | 234 | 235 | 236 | 237 | 238 | 239 | 240 | 241 | 242 | 243 | 244 | 245 | 246 | 247 | 248 | 249 | | | | | | | |
| *3,876* | *1,205* | *410* | *6* | *15* | *2,261* | *132,232* | *46,619* | *4,415* | *3,478* | *428* | *81,198* | *32,331* | *12,914* | *882* | *875* | *112* | *18,535* | | | | | | | |
| *3,873* | *1,203* | *410* | *6* | *15* | *2,260* | *132,075* | *46,532* | *4,414* | *3,467* | *428* | *81,129* | *32,267* | *12,872* | *882* | *875* | *112* | *18,513* | | | | | | | |
| ... | ... | ... | ... | ... | ... | 232 | 100 | ... | 1 | ... | 132 | 232 | 100 | ... | 1 | ... | 132 | 1 | | | | | | |
| ... | ... | ... | ... | ... | ... | ... | ... | ... | ... | ... | ... | ... | ... | ... | ... | ... | ... | 2 | | | | | | |
| 6 | 3 | ... | ... | ... | 3 | 564 | 213 | 64 | 39 | 4 | 287 | 270 | 107 | 26 | 38 | 4 | 117 | 3 | | | | | | |
| ... | ... | ... | ... | ... | ... | 244 | 90 | 7 | 1 | 1 | 147 | 175 | 58 | 3 | ... | ... | 114 | 4 | | | | | | |
| 1 | 1 | ... | ... | ... | ... | 928 | 153 | 188 | 17 | 24 | 587 | 305 | 101 | 63 | 5 | 4 | 141 | 5 | | | | | | |
| 235 | 18 | 180 | ... | 11 | 37 | ... | ... | ... | ... | ... | ... | ... | ... | ... | ... | ... | ... | 6 | | | | | | |
| 99 | 8 | 33 | ... | 4 | 58 | 596 | 114 | 69 | 13 | ... | 413 | 324 | 78 | 31 | 8 | ... | 215 | 7 | | | | | | |
| ... | ... | ... | ... | ... | ... | 56 | 38 | 1 | 12 | ... | 17 | 17 | 10 | ... | ... | ... | 7 | 8 | | | | | | |
| 11 | 5 | ... | ... | ... | 6 | 385 | 68 | 12 | 9 | ... | 305 | 10 | 2 | ... | ... | ... | 8 | 9 | | | | | | |
| ... | ... | ... | ... | ... | ... | ... | ... | ... | ... | ... | ... | ... | ... | ... | ... | ... | ... | 10 | | | | | | |
| ... | ... | ... | ... | ... | ... | 1,906 | 931 | 100 | 426 | 40 | 875 | 569 | 237 | 71 | 82 | 38 | 261 | 11 | | | | | | |
| ... | ... | ... | ... | ... | ... | 2,665 | 993 | 208 | 166 | 21 | 1,464 | 1,813 | 722 | 158 | 115 | 17 | 933 | 12 | | | | | | |
| ... | ... | ... | ... | ... | ... | 1,853 | 668 | 179 | 70 | 31 | 1,006 | 993 | 310 | 173 | 16 | 31 | 510 | 13 | | | | | | |
| 2,594 | 860 | 107 | ... | ... | 1,627 | 878 | 292 | 15 | ... | 1 | 571 | 826 | 282 | 11 | ... | 1 | 533 | 14 | | | | | | |
| 11 | 9 | ... | ... | ... | 2 | 7,659 | 3,455 | ... | 66 | ... | 4,204 | 5,726 | 2,970 | ... | 17 | ... | 2,756 | 15 | | | | | | |
| ... | ... | ... | ... | ... | ... | 8,279 | 3,073 | 451 | 621 | 91 | 4,755 | 1,161 | 414 | 32 | 63 | 6 | 715 | 16 | | | | | | |
| 100 | 13 | 39 | 1 | ... | 48 | 8,747 | 2,631 | 320 | 251 | 27 | 5,796 | 3,354 | 835 | 40 | 35 | ... | 2,479 | 17 | | | | | | |
| 38 | 1 | 1 | ... | ... | 36 | 16,100 | 5,393 | 833 | 446 | 87 | 9,874 | 764 | 274 | 24 | 2 | ... | 466 | 18 | | | | | | |
| 155 | 78 | ... | ... | ... | 77 | 42,009 | 14,130 | 860 | 287 | 30 | 27,019 | 2,540 | 745 | 66 | 27 | 8 | 1,729 | 19 | | | | | | |
| 8 | 4 | 1 | ... | ... | 3 | 1,363 | 551 | 61 | 84 | 8 | 751 | 158 | 39 | 7 | 12 | ... | 112 | 20 | | | | | | |
| 335 | 107 | 5 | 3 | ... | 223 | 449 | 106 | 16 | 2 | 2 | 327 | 75 | 15 | 5 | 1 | ... | 55 | 21 | | | | | | |
| 46 | 6 | ... | ... | ... | 40 | 20,521 | 8,054 | 420 | 567 | 18 | 12,047 | 8,024 | 3,332 | 82 | 370 | 3 | 4,610 | 22 | | | | | | |
| 141 | 85 | ... | 2 | ... | 56 | 8,796 | 2,831 | 206 | 232 | ... | 5,759 | 2,427 | 829 | 40 | 28 | ... | 1,558 | 23 | | | | | | |
| 14 | ... | 2 | ... | ... | 12 | 1,126 | 410 | 71 | 13 | 10 | 645 | 103 | 40 | 3 | 2 | ... | 60 | 24 | | | | | | |
| 28 | 1 | 1 | ... | ... | 26 | 5,928 | 1,994 | 325 | 138 | 33 | 3,609 | 1,732 | 1,161 | 21 | 51 | ... | 550 | 25 | | | | | | |
| ... | ... | ... | ... | ... | ... | 100 | 44 | ... | ... | ... | 56 | 99 | 43 | ... | ... | ... | 56 | 26 | | | | | | |
| 7 | 4 | ... | ... | ... | 3 | 484 | 103 | 2 | 5 | ... | 379 | 365 | 73 | ... | 1 | ... | 292 | 27 | | | | | | |
| 44 | ... | 41 | ... | ... | 3 | ... | ... | ... | ... | ... | ... | ... | ... | ... | ... | ... | ... | 28 | | | | | | |
| ... | ... | ... | ... | ... | ... | 207 | 97 | 6 | 1 | ... | 104 | 205 | 95 | 6 | 1 | ... | 104 | 29 | | | | | | |
| *3* | *2* | ... | ... | ... | *1* | *157* | *87* | *1* | *11* | ... | *69* | *64* | *42* | ... | ... | ... | *22* | | | | | | | |
| 3 | 2 | ... | ... | ... | 1 | 51 | 27 | 1 | 7 | ... | 23 | ... | ... | ... | ... | ... | ... | 30 | | | | | | |
| ... | ... | ... | ... | ... | ... | 64 | 42 | ... | ... | ... | 22 | 64 | 42 | ... | ... | ... | 22 | 31 | | | | | | |
| ... | ... | ... | ... | ... | ... | 42 | 18 | ... | 4 | ... | 24 | ... | ... | ... | ... | ... | ... | 32 | | | | | | |
| *2,990* | *1,016* | *110* | *2* | ... | *1,864* | *4,980* | *1,552* | *38* | *24* | *1* | *3,390* | *3,960* | *1,114* | *33* | *19* | *1* | *2,813* | | | | | | | |
| ... | ... | ... | ... | ... | ... | 120 | 31 | ... | ... | ... | 89 | 120 | 31 | ... | ... | ... | 89 | 1 | | | | | | |
| ... | ... | ... | ... | ... | ... | 159 | 38 | ... | ... | ... | 121 | 159 | 38 | ... | ... | ... | 121 | 2 | | | | | | |
| ... | ... | ... | ... | ... | ... | 14 | 18 | ... | 2 | ... | 23 | 41 | 18 | ... | 2 | ... | 23 | 3 | | | | | | |
| 17 | 6 | ... | ... | ... | 11 | 291 | 129 | ... | 4 | ... | 162 | 281 | 128 | ... | 4 | ... | 153 | 4 | | | | | | |
| 2 | 2 | ... | ... | ... | ... | 352 | 12 | ... | ... | ... | 340 | 352 | 12 | ... | ... | ... | 340 | 5 | | | | | | |
| ... | ... | ... | ... | ... | ... | 99 | 44 | 3 | ... | ... | 52 | 6 | 4 | 2 | ... | ... | ... | 6 | | | | | | |
| 127 | 35 | 1 | ... | ... | 91 | 31 | 12 | ... | ... | ... | 19 | ... | ... | ... | ... | ... | ... | 7 | | | | | | |
| 2,594 | 860 | 107 | ... | ... | 1,627 | 878 | 292 | 15 | ... | 1 | 571 | 826 | 282 | 11 | ... | 1 | 533 | 8 | | | | | | |
| 140 | 84 | ... | 1 | ... | 56 | 185 | 54 | ... | 3 | ... | 131 | 74 | 1 | ... | ... | ... | 73 | 9 | | | | | | |
| 14 | 7 | ... | ... | ... | 7 | 1 | ... | ... | ... | ... | 1 | ... | ... | ... | ... | ... | ... | 10 | | | | | | |
| 5 | ... | ... | ... | ... | 5 | 33 | 2 | ... | ... | ... | 31 | 21 | 2 | ... | ... | ... | 19 | 11 | | | | | | |
| 55 | 22 | 2 | 1 | ... | 31 | 45 | 14 | ... | ... | ... | 31 | ... | ... | ... | ... | ... | ... | 12 | | | | | | |
| 36 | ... | ... | ... | ... | 36 | 2,745 | 906 | 20 | 15 | ... | 1,819 | 2,080 | 598 | 20 | 13 | ... | 1,462 | 13 | | | | | | |



This content downloaded from
106.51.163.168 on Wed, 05 Jun 2024 15:15:17 +00:00
All use subject to https://about.jstor.org/terms

# TABLE

## Occupation. Part II.—Details

CLASS B: SUB-CLASS IV.—

| DISTRICT, STATE OR CITY | Order 21.—Transport by road—*concld.* | | | | | | Total Order 22. | | | | | |
|---|---|---|---|---|---|---|---|---|---|---|---|---|
| | 102. Porters and messengers. | | | | | | | | | | | |
| | Total workers and dependents. | Actual workers. | | | | Dependents. | Total workers and dependents. | Actual workers. | | | | Dependents. |
| | | Total. | | Partially agriculturist. | | | | Total. | | Partially agriculturist. | | |
| | | Males. | Females. | Males. | Females. | | | Males. | Females. | Males. | Females. | |
| | 736 | 737 | 738 | 739 | 740 | 741 | 742 | 743 | 744 | 745 | 746 | 747 |
| **MADRAS** | *91,646* | *33,093* | *7,320* | *2,137* | *308* | *51,233* | *116,511* | *36,844* | *1,519* | *1,834* | *40* | *78,148* |
| **(1) British Territory** | *91,632* | *33,087* | *7,316* | *2,136* | *308* | *51,229* | *116,457* | *36,836* | *1,519* | *1,832* | *40* | *78,102* |
| 1. Ganjám | 901 | 154 | 385 | ... | 2 | 362 | 1,705 | 443 | 123 | 35 | 1 | 1,139 |
| 2. Agency, Ganjám | 2 | 1 | ... | ... | ... | 1 | ... | ... | ... | ... | ... | ... |
| 3. Vizagapatam | 4,117 | 1,420 | 719 | 135 | 83 | 1,978 | 4,420 | 1,563 | 517 | 121 | 1 | 2,340 |
| 4. Agency, Vizagapatam | 329 | 209 | 6 | 14 | ... | 114 | 197 | 41 | 11 | 1 | ... | 145 |
| 5. Gódávari | 5,921 | 1,547 | 1,190 | 65 | 53 | 3,184 | 3,543 | 1,235 | 31 | 53 | ... | 2,277 |
| 6. Agency, Gódávari | 85 | 26 | 6 | 1 | ... | 53 | 41 | 11 | ... | 1 | ... | 30 |
| 7. Kistna | 1,604 | 729 | 203 | 39 | 8 | 672 | 2,836 | 825 | 37 | 23 | ... | 1,974 |
| 8. Guntúr | 4,144 | 1,475 | 381 | 447 | 28 | 2,288 | 3,115 | 998 | 5 | 121 | 4 | 2,112 |
| 9. Nellore | 2,082 | 781 | 326 | 84 | 13 | 975 | 3,671 | 1,225 | 7 | 100 | 1 | 2,439 |
| 10. Cuddapah | 876 | 272 | 86 | 55 | 13 | 518 | 2,025 | 789 | 50 | 66 | 9 | 1,236 |
| 11. Kurnool | 113 | 59 | 22 | 9 | .. | 32 | 998 | 387 | 1 | 36 | ... | 610 |
| 12. Bellary | 1,388 | 505 | 46 | ... | ... | 817 | 2,310 | 440 | 4 | 12 | ... | 1,866 |
| 13. Anantapur | 489 | 263 | 65 | 83 | 8 | 161 | 3,703 | 1,342 | .. | 71 | ... | 2,361 |
| 14. Madras | 2,552 | 878 | 270 | 2 | ... | 1,404 | 17,445 | 5,500 | 68 | 90 | ... | 11,877 |
| 15. Chingleput | 3,060 | 1,621 | ... | 65 | ... | 1,439 | 7,510 | 1,711 | 6 | 82 | ... | 5,793 |
| 16. Chittoor | 1,079 | 514 | 65 | 31 | 1 | 500 | 3,000 | 1,069 | 15 | 81 | 3 | 1,916 |
| 17. North Arcot | 903 | 293 | 260 | 7 | 15 | 350 | 6,543 | 2,306 | 103 | 158 | 2 | 4,134 |
| 18. Salem | 716 | 273 | 115 | 19 | 50 | 328 | 1,413 | 501 | 20 | 27 | 6 | 892 |
| 19. Coimbatore | 747 | 215 | 138 | 11 | 3 | 394 | 5,539 | 1,855 | 165 | 143 | 10 | 3,519 |
| 20. South Arcot | 1,526 | 582 | 92 | 11 | ... | 852 | 5,045 | 1,623 | 92 | 82 | 1 | 3,330 |
| 21. Tanjore | 2,317 | 796 | 213 | 6 | ... | 1,308 | 17,601 | 5,403 | 150 | 227 | ... | 12,048 |
| 22. Trichinopoly | 827 | 150 | 97 | ... | ... | 580 | 8,338 | 2,475 | 5 | 114 | ... | 5,858 |
| 23. Madura | 2,432 | 1,247 | ... | 544 | ... | 1,185 | 3,023 | 974 | 10 | 34 | ... | 2,039 |
| 24. Rámnád | 2,662 | 429 | 1,011 | 14 | 1 | 1,222 | 1,556 | 530 | 50 | 24 | ... | 976 |
| 25. Tinnevelly | 3,555 | 1,366 | 111 | 124 | ... | 2,078 | 2,978 | 1,061 | 1 | 78 | 1 | 1,916 |
| 26. Nilgiris | ... | ... | ... | ... | ... | ... | 762 | 333 | 13 | 1 | ... | 416 |
| 27. Malabar | 45,376 | 16,822 | 1,119 | 367 | 18 | 27,435 | 6,216 | 1,864 | 18 | 45 | ... | 4,334 |
| 28. Anjengo | 58 | 9 | 13 | ... | ... | 36 | ... | ... | ... | ... | ... | ... |
| 29. South Canara | 1,791 | 451 | 377 | 13 | 12 | 963 | 924 | 382 | 17 | 6 | 1 | 525 |
| **(2) Feudatory States** | *14* | *6* | *4* | *1* | ... | *4* | *54* | *8* | ... | *2* | ... | *46* |
| 30. Pudukkóttai | ... | ... | ... | ... | ... | ... | 32 | 4 | ... | 2 | ... | 28 |
| 31. Banganapalle | 14 | 6 | 4 | 1 | ... | 4 | ... | ... | ... | ... | ... | ... |
| 32. Sandúr | ... | ... | ... | ... | ... | ... | 22 | 4 | ... | ... | ... | 18 |
| **(3) Cities** | *11,139* | *3,688* | *536* | *38* | *18* | *6,915* | *39,688* | *12,251* | *144* | *228* | *1* | *27,293* |
| 1. Bellary | 240 | 77 | 15 | 12 | 3 | 148 | 522 | 133 | ... | 11 | ... | 389 |
| 2. Calicut | 4,626 | 1,595 | 4 | 7 | ... | 3,027 | 1,140 | 369 | ... | 2 | ... | 771 |
| 3. Cocanada | 629 | 170 | 44 | 10 | 15 | 615 | 461 | 148 | ... | ... | ... | 313 |
| 4. Coimbatore | 158 | 9 | 1 | ... | ... | 148 | 318 | 111 | ... | 4 | ... | 207 |
| 5. Conjeeveram | 235 | 111 | ... | 2 | ... | 124 | 186 | 33 | ... | 1 | ... | 153 |
| 6. Cuddalore | 674 | 292 | 44 | 1 | ... | 338 | 745 | 218 | 48 | 11 | 1 | 479 |
| 7. Kumbakónam | 3 | ... | ... | ... | ... | 3 | 379 | 98 | ... | 4 | ... | 281 |
| 8. Madras | 2,552 | 878 | 270 | 2 | ... | 1,404 | 17,445 | 5,500 | 68 | 90 | ... | 11,877 |
| 9. Madura | 113 | 2 | ... | ... | ... | 111 | 2,399 | 776 | ... | 19 | ... | 1,623 |
| 10. Negapatam | 959 | 346 | 19 | 3 | ... | 594 | 8,126 | 2,743 | 15 | 26 | ... | 5,368 |
| 11. Salem | 161 | 67 | 3 | 1 | .. | 91 | 34 | 6 | ... | 1 | ... | 28 |
| 12. Tanjore | 71 | 11 | 39 | ... | ... | 21 | 1,681 | 420 | 13 | 15 | ... | 1,248 |
| 13. Trichinopoly | 518 | 130 | 97 | ... | ... | 291 | 6,252 | 1,696 | ... | 44 | ... | 4,566 |

This content downloaded from
106.51.163.168 on Wed, 05 Jun 2024 15:15:17 +00:00
All use subject to https://about.jstor.org/terms

# XV-A.

## for districts, etc.—*continued.*

TRANSPORT—*concld.*

### Order 22.—Transport by rail.

| 103. Railway employés of all kinds other than construction coolies. | | | | | | 104. Labourers employed on railway construction. | | | | | | Order 23.—(Group 105). Post office, telegraph and telephone services. | | | | | | |
|---|---|---|---|---|---|---|---|---|---|---|---|---|---|---|---|---|---|---|
| Total workers and dependents. | Actual workers. | | | | Dependents. | Total workers and dependents. | Actual workers. | | | | Dependents. | Total workers and dependents. | Actual workers. | | | | Dependents. | NUMBER. |
| | Total. | | Partially agriculturist. | | | | Total. | | Partially agriculturist. | | | | Total. | | Partially agriculturist. | | | |
| | Males. | Females. | Males. | Females. | | | Males. | Females. | Males. | Females. | | | Males. | Females. | Males. | Females. | | |
| 748 | 749 | 750 | 751 | 752 | 753 | 754 | 755 | 756 | 757 | 758 | 759 | 760 | 761 | 762 | 763 | 764 | 765 | |
| *101,504* | *31,513* | *403* | *1,544* | *24* | *69,588* | *15,007* | *5,331* | *1,116* | *290* | *16* | *8,560* | *34,548* | *11,228* | *69* | *1,228* | | *23,251* | |
| *101,450* | *31,505* | *403* | *1,542* | *24* | *69,542* | *15,007* | *5,331* | *1,116* | *290* | *16* | *8,560* | *34,247* | *11,107* | *69* | *1,204* | | *23,071* | |
| 1,287 | 299 | ... | 33 | ... | 988 | 418 | 144 | 123 | 2 | 1 | 151 | 885 | 242 | ... | 31 | | 643 | 1 |
| ... | ... | ... | ... | ... | ... | ... | ... | ... | ... | ... | ... | 80 | 35 | ... | 2 | | 45 | 2 |
| 3,354 | 1,361 | ... | 110 | ... | 1,993 | 1,066 | 202 | 517 | 11 | 1 | 347 | 1,272 | 352 | ... | 38 | | 920 | 3 |
| 94 | 20 | 10 | ... | ... | 61 | 103 | 21 | 1 | 1 | ... | 81 | 308 | 113 | 1 | 7 | | 194 | 4 |
| 3,263 | 1,117 | ... | 49 | .. | 2,146 | 280 | 118 | 31 | 1 | ... | 131 | 1,153 | 427 | ... | 202 | | 726 | 5 |
| 40 | 10 | ... | 1 | ... | 30 | 1 | 1 | ... | ... | ... | ... | 176 | 62 | ... | 17 | ... | 114 | 6 |
| 2,656 | 781 | 33 | 23 | .. | 1,842 | 180 | 44 | 4 | ... | ... | 132 | 1,164 | 385 | ... | 69 | ... | 779 | 7 |
| 2,749 | 808 | .. | 59 | 4 | 1,941 | 366 | 190 | 5 | 62 | ... | 171 | 576 | 210 | ... | 40 | ... | 366 | 8 |
| 2,719 | 913 | 2 | 68 | ... | 1,804 | 952 | 312 | 5 | 32 | 1 | 635 | 703 | 234 | ... | 24 | ... | 469 | 9 |
| 1,435 | 648 | ... | 56 | ... | 787 | 590 | 91 | 50 | 10 | 9 | 449 | 431 | 121 | ... | 21 | ... | 310 | 10 |
| 955 | 376 | ... | 36 | ... | 579 | 43 | 11 | 1 | ... | ... | 31 | 643 | 209 | ... | 34 | ... | 434 | 11 |
| 2,226 | 373 | ... | 11 | .. | 1,853 | 84 | 67 | 4 | 1 | ... | 13 | 622 | 196 | ... | 14 | ... | 426 | 12 |
| 3,703 | 1,342 | ... | 71 | ... | 2,361 | ... | ... | ... | ... | ... | ... | 551 | 203 | ... | 24 | ... | 348 | 13 |
| 16,607 | 5,214 | 50 | 90 | ... | 11,343 | 838 | 286 | 18 | ... | ... | 534 | 6,524 | 1,958 | 55 | 59 | ... | 4,511 | 14 |
| 5,715 | 806 | ... | 64 | ... | 4,909 | 1,795 | 905 | 6 | 18 | ... | 884 | 1,325 | 431 | ... | 34 | ... | 894 | 15 |
| 2,835 | 977 | 15 | 65 | 3 | 1,843 | 165 | 92 | ... | 16 | ... | 73 | 527 | 159 | ... | 25 | ... | 343 | 16 |
| 4,764 | 1,684 | 39 | 101 | ... | 3,041 | 1,779 | 622 | 64 | 57 | 2 | 1,093 | 1,149 | 387 | ... | 41 | ... | 762 | 17 |
| 1,225 | 424 | 17 | 23 | 6 | 784 | 188 | 77 | 3 | 4 | ... | 108 | 697 | 245 | ... | 89 | ... | 462 | 18 |
| 4,512 | 1,582 | 43 | 132 | 10 | 2,887 | 1,027 | 273 | 122 | 11 | ... | 632 | 1,309 | 578 | ... | 27 | ... | 731 | 19 |
| 4,438 | 1,317 | 92 | 58 | 1 | 3,029 | 607 | 306 | ... | 24 | ... | 301 | 1,031 | 319 | 4 | 37 | ... | 708 | 20 |
| 15,446 | 4,674 | 68 | 216 | ... | 10,704 | 2,155 | 729 | 82 | 11 | ... | 1,344 | 2,901 | 959 | 1 | 64 | ... | 1,941 | 21 |
| 8,190 | 2,399 | ... | 104 | ... | 5,791 | 148 | 76 | 5 | 10 | ... | 67 | 1,802 | 494 | ... | 78 | ... | 1,308 | 22 |
| 2,982 | 958 | ... | 34 | ... | 2,024 | 41 | 16 | 10 | ... | ... | 15 | 1,483 | 502 | ... | 43 | ... | 981 | 23 |
| 1,258 | 464 | 2 | 24 | ... | 792 | 298 | 66 | 48 | ... | ... | 184 | 1,194 | 369 | 1 | 26 | ... | 824 | 24 |
| 2,762 | 972 | .. | 75 | ... | 1,790 | 216 | 89 | 1 | 3 | 1 | 126 | 2,065 | 675 | ... | 69 | ... | 1,390 | 25 |
| 652 | 283 | 5 | 1 | ... | 364 | 110 | 50 | 8 | ... | ... | 52 | 410 | 183 | 2 | 5 | ... | 225 | 26 |
| 4,973 | 1,483 | 16 | 35 | ... | 3,474 | 1,243 | 381 | 2 | 10 | ... | 860 | 2,293 | 780 | 4 | 36 | ... | 1,459 | 27 |
| ... | ... | ... | ... | ... | ... | ... | ... | ... | ... | ... | ... | 8 | 2 | ... | 1 | ... | 6 | 28 |
| 610 | 220 | 11 | 3 | ... | 379 | 314 | 162 | 6 | 3 | 1 | 146 | 965 | 337 | 1 | 40 | ... | 627 | 29 |
| *54* | *8* | ... | *2* | ... | *46* | ... | ... | ... | ... | ... | ... | *301* | *121* | | *24* | ... | *180* | |
| 32 | 4 | ... | 2 | ... | 28 | ... | ... | ... | ... | ... | ... | 271 | 109 | ... | 23 | ... | 162 | 30 |
| ... | ... | ... | ... | ... | ... | ... | ... | ... | ... | ... | ... | 17 | 5 | ... | ... | ... | 12 | 31 |
| 22 | 4 | ... | ... | ... | 18 | ... | ... | ... | ... | ... | ... | 13 | 7 | ... | 1 | ... | 6 | 32 |
| *37,989* | *11,687* | *123* | *216* | *1* | *26,179* | *1,699* | *564* | *21* | *12* | ... | *1,114* | *9,541* | *2,851* | *60* | *111* | ... | *6,630* | |
| 522 | 133 | ... | 11 | ... | 389 | ... | ... | ... | ... | ... | ... | 118 | 37 | ... | ... | ... | 81 | 1 |
| 1,140 | 369 | ... | 2 | ... | 771 | ... | ... | ... | ... | ... | ... | 438 | 133 | 2 | 2 | ... | 303 | 2 |
| 461 | 148 | ... | ... | ... | 313 | ... | ... | ... | ... | ... | ... | 201 | 44 | ... | 6 | ... | 157 | 3 |
| 295 | 102 | ... | 4 | ... | 193 | 23 | 9 | ... | ... | ... | 14 | 135 | 41 | ... | ... | ... | 94 | 4 |
| 186 | 33 | ... | 1 | ... | 153 | ... | ... | ... | ... | ... | ... | 101 | 33 | ... | 2 | ... | 68 | 5 |
| 581 | 112 | 48 | 1 | 1 | 421 | 164 | 106 | ... | 10 | ... | 58 | 97 | 26 | 3 | 2 | ... | 68 | 6 |
| 379 | 98 | ... | 4 | ... | 281 | ... | ... | ... | ... | ... | ... | 244 | 72 | ... | 3 | ... | 172 | 7 |
| 16,607 | 5,214 | 50 | 90 | ... | 11,343 | 838 | 286 | 18 | ... | ... | 534 | 6,524 | 1,958 | 55 | 59 | ... | 4,511 | 8 |
| 2,399 | 776 | ... | 19 | ... | 1,623 | ... | ... | ... | ... | ... | ... | 511 | 157 | ... | 2 | ... | 354 | 9 |
| 7,452 | 2,580 | 12 | 24 | ... | 4,860 | 674 | 163 | 3 | 2 | ... | 508 | 239 | 72 | ... | 4 | ... | 167 | 10 |
| 34 | 6 | ... | 1 | ... | 28 | ... | ... | ... | ... | ... | ... | 101 | 21 | ... | 21 | .. | 80 | 11 |
| 1,681 | 420 | 13 | 15 | ... | 1,248 | ... | ... | ... | ... | ... | ... | 269 | 63 | ... | 1 | ... | 206 | 12 |
| 6,252 | 1,696 | .. | 44 | ... | 4,556 | ... | ... | ... | ... | ... | ... | 563 | 194 | ... | 9 | ... | 369 | 13 |

This content downloaded from
106.51.163.168 on Wed, 05 Jun 2024 15:15:17 +00:00
All use subject to https://about.jstor.org/terms

| DISTRICT, STATE OR CITY. | Order 24.—(Group 106). Banks, establishments of credit, exchange and insurance (bank managers, money lenders, exchange and insurance agents, money changers and brokers and their employés. | | | | | | Order 25.—(Group 107). Brokerage, commission and export (brokers, commission agents, commercial travellers, warehouse owners and employés). | | | | | | Order 26.—(Group 108). Trade in textiles, trade in piece goods, wool, cotton, silk, hair and other textiles. | | | | | |
|---|---|---|---|---|---|---|---|---|---|---|---|---|---|---|---|---|---|---|
| | Total workers and dependents. | Actual workers. | | | | Dependents. | Total workers and dependents. | Actual workers. | | | | Dependents. | Total workers and dependents. | Actual workers. | | | | Dependents. |
| | | Total. | | Partially agriculturist. | | | | Total. | | Partially agriculturist. | | | | Total. | | Partially agriculturist. | | |
| | | Males. | Females. | Males. | Females. | | | Males. | Females. | Males. | Females. | | | Males. | Females. | Males. | Females. | |
| | 766 | 767 | 768 | 769 | 770 | 771 | 772 | 773 | 774 | 775 | 776 | 777 | 778 | 779 | 780 | 781 | 782 | 783 |
| **MADRAS** ... | *114,562* | *26,644* | *13,377* | *4,912* | *627* | *74,541* | *19,872* | *5,984* | *227* | *318* | *7* | *13,661* | *98,575* | *36,384* | *6,727* | *3,444* | *553* | *5,5464* |
| **(1) British Territory** ... | *102,087* | *23,417* | *12,821* | *3,789* | *570* | *65,849* | *19,815* | *5,967* | *225* | *316* | *7* | *13,623* | *97,873* | *36,232* | *6,475* | *3,431* | *537* | *55,166* |
| 1. Ganjám ... | 941 | 204 | 102 | 78 | 7 | 635 | 170 | 38 | 6 | ... | ... | 126 | 2,120 | 1,061 | 213 | 120 | 61 | 846 |
| 2. Agency, Ganjám ... | 21 | 5 | ... | 1 | ... | 16 | 5 | ... | 5 | ... | ... | ... | 81 | 25 | ... | ... | ... | 56 |
| 3. Vizagapatam ... | 1,371 | 388 | 139 | 83 | 30 | 844 | 557 | 205 | 8 | 9 | ... | 344 | 6,145 | 2,339 | 1,396 | 254 | 102 | 2,410 |
| 4. Agency, Vizagapatam ... | 194 | 58 | 17 | 12 | ... | 119 | 134 | 46 | ... | 1 | ... | 88 | 1,311 | 340 | 186 | 33 | 19 | 785 |
| 5. Gódávari ... | 1,427 | 477 | 161 | 57 | 4 | 789 | 1,926 | 625 | 6 | 25 | ... | 1,295 | 656 | 163 | 111 | 24 | 21 | 382 |
| 6. Agency, Gódávari ... | 62 | 14 | ... | 2 | ... | 48 | ... | ... | ... | ... | ... | ... | 31 | 10 | 1 | ... | ... | 20 |
| 7. Kistna ... | 2,113 | 574 | 245 | 115 | ... | 1,204 | 616 | 251 | 7 | 6 | ... | 358 | 1,035 | 262 | 35 | 29 | 5 | 738 |
| 8. Guntúr ... | 3,690 | 804 | 280 | 316 | 50 | 2,006 | 843 | 123 | 13 | 15 | ... | 707 | 5,501 | 2,279 | 344 | 480 | 50 | 2,878 |
| 9. Nellore ... | 3,502 | 867 | 203 | 368 | 14 | 2,432 | 166 | 91 | 2 | 4 | ... | 73 | 4,162 | 1,429 | 345 | 326 | 43 | 2,388 |
| 10. Cuddapah ... | 1,471 | 489 | 134 | 176 | 25 | 848 | 91 | 5 | ... | 1 | ... | 86 | 1,951 | 582 | 166 | 144 | 43 | 1,203 |
| 11. Kurnool ... ... | 3,578 | 884 | 307 | 475 | 87 | 2,387 | 158 | 44 | 2 | 4 | ... | 112 | 468 | 169 | 15 | 29 | 2 | 284 |
| 12. Bellary ... | 1,452 | 356 | 167 | 74 | 14 | 929 | 254 | 195 | 13 | 6 | ... | 46 | 4,812 | 1,648 | 262 | 70 | 5 | 2,902 |
| 13. Anantapur ... | 1,693 | 578 | 126 | 121 | 21 | 989 | 161 | 51 | 7 | 6 | ... | 103 | 856 | 505 | 35 | 86 | 8 | 316 |
| 14. Madras ... | 5,295 | 1,688 | 412 | 53 | 2 | 3,195 | 4,270 | 1,235 | 23 | 38 | ... | 3,012 | 6,248 | 1,997 | 85 | 60 | ... | 4,166 |
| 15. Chingleput ... | 1,608 | 650 | 280 | 47 | 6 | 678 | 237 | 54 | ... | ... | ... | 183 | 2,486 | 815 | 84 | 95 | ... | 1,586 |
| 16. Chittoor ... ... | 706 | 170 | 77 | 75 | 1 | 459 | 279 | 68 | 3 | 13 | ... | 208 | 1,430 | 368 | 80 | 58 | 16 | 382 |
| 17. North Arcot ... | 2,515 | 578 | 269 | 169 | 7 | 1,668 | 779 | 190 | 7 | 7 | 1 | 582 | 3,118 | 892 | 194 | 179 | 6 | 2,082 |
| 18. Salem ... ... | 1,885 | 476 | 135 | 86 | 19 | 1,274 | 156 | 43 | 3 | 5 | ... | 110 | 5,212 | 1,269 | 317 | 169 | 71 | 3,626 |
| 19. Coimbatore ... ... | 3,670 | 919 | 540 | 98 | 25 | 2,211 | 762 | 276 | 19 | 24 | 2 | 467 | 5,069 | 1,538 | 574 | 96 | 8 | 2,957 |
| 20. South Arcot ... | 2,112 | 531 | 358 | 95 | 9 | 1,223 | 1,144 | 383 | 14 | 40 | ... | 747 | 1,879 | 770 | 84 | 95 | 1 | 1,025 |
| 21. Tanjore ... ... | 12,177 | 2,401 | 2,538 | 356 | 48 | 7,238 | 1,780 | 474 | 30 | 28 | ... | 1,276 | 1,434 | 250 | 258 | 34 | 5 | 926 |
| 22. Trichinopoly ... | 4,340 | 1,018 | 902 | 147 | 54 | 2,420 | 352 | 132 | 1 | 6 | 1 | 219 | 8,777 | 2,808 | 230 | 251 | 22 | 5,739 |
| 23. Madura ... ... | 3,113 | 638 | 556 | 143 | 24 | 1,919 | 575 | 157 | 2 | 4 | ... | 416 | 5,599 | 2,187 | 196 | 245 | 4 | 3,216 |
| 24. Ramnad ... ... | 26,847 | 5,761 | 1,508 | 400 | 50 | 19,578 | 1,399 | 527 | 29 | 54 | 3 | 843 | 8,857 | 5,808 | 591 | 181 | 43 | 2,458 |
| 25. Tinnevelly ... | 6,834 | 1,158 | 1,832 | 164 | 51 | 3,844 | 871 | 228 | ... | 13 | ... | 643 | 4,137 | 1,318 | 394 | 128 | 2 | 2,425 |
| 26. Nilgiris ... ... | 76 | 32 | 15 | 4 | ... | 29 | 74 | 26 | 10 | ... | ... | 38 | 431 | 172 | 4 | 4 | ... | 255 |
| 27. Malabar ... ... | 8,035 | 1,406 | 1,232 | 48 | 18 | 5,397 | 1,818 | 448 | 11 | 5 | ... | 1,359 | 10,589 | 3,352 | 173 | 123 | ... | 7,064 |
| 28. Anjengo ... ... | 8 | ... | 3 | ... | ... | 5 | 10 | 4 | ... | 1 | ... | 6 | 220 | 60 | 3 | 1 | ... | 157 |
| 29. South Canara ... | 1,351 | 293 | 283 | 35 | 4 | 775 | 228 | 48 | 4 | 1 | ... | 176 | 3,259 | 1,216 | 99 | 117 | ... | 1,944 |
| **(2) Feudatory States** ... | *12,475* | *3,227* | *556* | *1,123* | *57* | *8,692* | *57* | *17* | *2* | *2* | ... | *38* | *702* | *152* | *252* | *13* | *16* | *298* |
| 30. Pudukkóttai ... | 12,359 | 3,204 | 550 | 1,113 | 57 | 8,605 | 55 | 17 | 2 | 2 | ... | 36 | 438 | 84 | 198 | 11 | 16 | 156 |
| 31. Banganapalle ... | 59 | 11 | 4 | 4 | ... | 44 | ... | ... | ... | ... | ... | ... | 211 | 40 | 54 | ... | ... | 117 |
| 32. Sandúr ... ... | 57 | 12 | 2 | 6 | ... | 43 | 2 | ... | ... | ... | ... | 2 | 53 | 28 | ... | 2 | ... | 25 |
| **(3) Cities** ... | *10,993* | *2,975* | *1,069* | *192* | *53* | *6,949* | *6,709* | *1,925* | *46* | *68* | ... | *4,738* | *16,618* | *5,584* | *296* | *375* | *2* | *10,738* |
| 1. Bellary ... ... | 234 | 4 | ... | ... | ... | 230 | ... | ... | ... | ... | ... | ... | 560 | 104 | ... | 11 | ... | 456 |
| 2. Calicut ... ... | 118 | 14 | 10 | 1 | 1 | 94 | 808 | 210 | ... | 1 | ... | 598 | 1,191 | 381 | 9 | 4 | ... | 801 |
| 3. Cocanada ... ... | 252 | 114 | 43 | 2 | ... | 95 | 146 | 48 | 5 | 11 | ... | 93 | 75 | 5 | 6 | ... | ... | 64 |
| 4. Coimbatore ... ... | 315 | 71 | 19 | 8 | 4 | 225 | 186 | 101 | ... | 10 | ... | 85 | 168 | 7 | 2 | ... | 2 | 159 |
| 5. Conjeeveram ... | 190 | 29 | 49 | 1 | 1 | 112 | 60 | 18 | ... | ... | ... | 42 | 1,010 | 151 | 19 | 10 | ... | 840 |
| 6. Cuddalore ... ... | 94 | 18 | 17 | ... | ... | 59 | 101 | 38 | 5 | 3 | ... | 58 | 320 | 80 | 56 | 2 | ... | 184 |
| 7. Kumbakónam ... ... | 968 | 207 | 205 | 35 | 9 | 556 | 188 | 56 | 7 | ... | ... | 125 | 183 | 44 | 7 | 9 | ... | 132 |
| 8. Madras ... ... ... | 5,295 | 1,688 | 412 | 53 | 2 | 3,195 | 4,270 | 1,235 | 23 | 38 | ... | 3,012 | 6,248 | 1,997 | 85 | 60 | ... | 4,166 |
| 9. Madura ... ... | 1,400 | 301 | 90 | 61 | ... | 1,009 | 138 | 23 | ... | ... | ... | 115 | 3,008 | 1,424 | 3 | 134 | ... | 1,581 |
| 10. Negapatam ... ... | 678 | 145 | 75 | 8 | 3 | 458 | 465 | 128 | 3 | 3 | ... | 334 | 70 | 1 | ... | ... | ... | 69 |
| 11. Salem ... ... ... | 185 | 43 | ... | 3 | ... | 142 | 49 | 13 | 2 | ... | ... | 34 | 1,499 | 311 | 20 | 13 | ... | 1,168 |
| 12. Tanjore ... ... ... | 730 | 151 | 92 | 5 | 33 | 487 | 174 | 19 | 1 | ... | ... | 154 | 114 | 16 | 5 | ... | ... | 93 |
| 13. Trichinopoly ... ... | 534 | 190 | 57 | 15 | ... | 287 | 124 | 36 | ... | 2 | ... | 88 | 2,172 | 1,063 | 84 | 82 | ... | 1,025 |

This content downloaded from
106.51.163.168 on Wed, 05 Jun 2024 15:15:17 +00:00
All use subject to https://about.jstor.org/terms

# XV-A.

## for districts, etc.—*continued.*

TRADE.

| Order 27.—(Group 109). Trade in skins, leather, furs, feathers, horn, etc. | | | | | | Order 28.—(Group 110). Trade in wood (not firewood), cork, bark, etc. | | | | | | Order 29.—(Group 111). Trade in metals (machinery, knife tool, etc., sellers). | | | | | | |
|---|---|---|---|---|---|---|---|---|---|---|---|---|---|---|---|---|---|---|
| Total workers and dependents. | Actual workers. | | | | Dependents. | Total workers and dependents. | Actual workers. | | | | Dependents. | Total workers and dependents. | Actual workers. | | | | Dependents. | NUMBER. |
| | Total. | | Partially agricul-turist. | | | | Total. | | Partially agricul-turist. | | | | Total. | | Partially agricul-turist. | | | |
| | Males. | Females. | Males. | Females. | | | Males. | Females. | Males. | Females. | | | Males. | Females. | Males. | Females. | | |
| 784 | 785 | 786 | 787 | 788 | 789 | 790 | 791 | 792 | 793 | 794 | 795 | 796 | 797 | 798 | 799 | 800 | 801 | |
| ***50,055*** | ***14,431*** | ***1,771*** | ***1,297*** | ***170*** | ***33,853*** | ***33,423*** | ***8,522*** | ***5,522*** | ***750*** | ***328*** | ***19,379*** | ***3,852*** | ***1,020*** | ***155*** | ***42*** | ***7*** | ***2,677*** | |
| ***49,235*** | ***14,238*** | ***1,753*** | ***1,261*** | ***168*** | ***33,244*** | ***32,706*** | ***8,335*** | ***5,251*** | ***720*** | ***323*** | ***19,120*** | ***3,816*** | ***1,019*** | ***155*** | ***42*** | ***7*** | ***2,642*** | |
| 1,459 | 400 | 128 | 31 | 2 | 931 | 692 | 218 | 170 | 1 | 8 | 304 | ... | ... | ... | ... | ... | ... | 1 |
| 598 | 222 | 66 | 14 | 4 | 310 | 238 | 115 | 30 | 4 | ... | 93 | ... | ... | ... | ... | ... | ... | 2 |
| 2,136 | 876 | 250 | 102 | 3 | 1,010 | 1,166 | 226 | 514 | 54 | 43 | 426 | 4 | 3 | ... | ... | ... | 1 | 3 |
| 637 | 180 | 97 | 9 | 2 | 351 | 556 | 213 | 122 | 7 | ... | 221 | 124 | 28 | 58 | ... | ... | 38 | 4 |
| 730 | 344 | 96 | 25 | 78 | 290 | 1,083 | 247 | 171 | 21 | 7 | 615 | 126 | 52 | 3 | 14 | 1 | 71 | 5 |
| 236 | 68 | 23 | 3 | ... | 145 | 344 | 140 | 27 | 24 | 13 | 177 | 10 | 5 | ... | ... | ... | 5 | 6 |
| 1,335 | 468 | 44 | 61 | ... | 823 | 823 | 320 | 59 | 58 | ... | 444 | 27 | 14 | ... | ... | ... | 13 | 7 |
| 500 | 148 | 19 | 36 | 3 | 333 | 600 | 108 | 158 | 30 | 8 | 334 | ... | ... | ... | ... | ... | ... | 8 |
| 947 | 292 | 12 | 33 | 1 | 643 | 525 | 209 | 120 | 8 | ... | 187 | 24 | 11 | ... | 2 | ... | 13 | 9 |
| 818 | 264 | 16 | 73 | 1 | 538 | 287 | 59 | 62 | 2 | 0 | 166 | 60 | 5 | 3 | ... | ... | 52 | 10 |
| 1,402 | 358 | 215 | 54 | 11 | 829 | 450 | 143 | 78 | 8 | 4 | 229 | 13 | 8 | ... | ... | ... | 5 | 11 |
| 454 | 157 | 37 | 33 | 2 | 270 | 137 | 75 | 30 | 4 | ... | 32 | 26 | 7 | 4 | 3 | ... | 15 | 12 |
| 1,161 | 522 | 79 | 90 | 3 | 560 | 986 | 328 | 179 | 99 | 28 | 479 | 30 | 7 | ... | ... | ... | 23 | 13 |
| 1,736 | 618 | 13 | 19 | ... | 1,105 | 1,550 | 419 | 28 | 18 | 1 | 1,103 | 496 | 141 | 1 | 2 | ... | 351 | 14 |
| 1,106 | 367 | 3 | 19 | ... | 736 | 738 | 281 | 47 | 27 | ... | 410 | 39 | 8 | ... | ... | ... | 31 | 15 |
| 1,015 | 364 | 34 | 33 | 3 | 617 | 593 | 137 | 219 | 23 | 18 | 237 | 68 | 6 | ... | ... | ... | 62 | 16 |
| 11,715 | 2,121 | 83 | 163 | 5 | 9,511 | 2,597 | 554 | 170 | 57 | 1 | 1,873 | 137 | 43 | 26 | ... | 5 | 68 | 17 |
| 2,683 | 830 | 30 | 82 | 2 | 1,823 | 1,287 | 335 | 439 | 28 | 130 | 513 | 30 | 7 | 1 | 1 | 1 | 22 | 18 |
| 4,414 | 1,273 | 92 | 46 | ... | 3,049 | 3,377 | 618 | 1,212 | 21 | 14 | 1,517 | 127 | 23 | 10 | 1 | ... | 94 | 19 |
| 783 | 339 | 7 | 44 | 1 | 437 | 955 | 303 | 181 | 41 | 1 | 471 | 39 | 12 | 4 | 1 | ... | 23 | 20 |
| 1,893 | 517 | 59 | 33 | ... | 1,317 | 1,607 | 383 | 421 | 17 | 2 | 803 | 971 | 225 | 28 | 3 | ... | 718 | 21 |
| 2,679 | 747 | 94 | 69 | 28 | 1,838 | 986 | 153 | 203 | 6 | 3 | 630 | 57 | 26 | ... | ... | ... | 31 | 22 |
| 2,928 | 746 | 182 | 58 | 18 | 2,000 | 912 | 211 | 180 | 18 | 2 | 521 | 52 | 15 | ... | ... | ... | 37 | 23 |
| 1,555 | 583 | 35 | 57 | 1 | 937 | 1,403 | 598 | 248 | 23 | 2 | 557 | 283 | 50 | 8 | 2 | ... | 225 | 24 |
| 1,373 | 522 | 28 | 46 | ... | 823 | 643 | 127 | 81 | 11 | 34 | 435 | 86 | 27 | 2 | 4 | ... | 57 | 25 |
| 52 | 32 | 2 | 3 | ... | 18 | 17 | 11 | ... | ... | ... | 6 | 1 | ... | 1 | ... | ... | ... | 26 |
| 2,050 | 640 | 13 | 18 | ... | 1,397 | 7,844 | 1,725 | 77 | 108 | 4 | 6,042 | 920 | 258 | 3 | 6 | ... | 659 | 27 |
| 1 | 1 | ... | ... | ... | ... | 13 | 3 | ... | ... | ... | 10 | ... | ... | ... | ... | ... | ... | 28 |
| 839 | 230 | 6 | 7 | ... | 603 | 347 | 76 | 16 | 2 | ... | 255 | 66 | 38 | ... | 3 | ... | 28 | 29 |
| ***820*** | ***193*** | ***18*** | ***36*** | ***2*** | ***609*** | ***717*** | ***187*** | ***271*** | ***30*** | ***5*** | ***259*** | ***36*** | ***1*** | ... | ... | ... | ***35*** | |
| 788 | 179 | 17 | 32 | 1 | 592 | 582 | 137 | 238 | 22 | 2 | 207 | 36 | 1 | ... | ... | ... | 35 | 30 |
| 32 | 14 | 1 | 4 | 1 | 17 | 135 | 50 | 33 | 8 | 3 | 52 | ... | ... | ... | ... | ... | ... | 31 |
| ... | ... | ... | ... | ... | ... | ... | ... | ... | ... | ... | ... | ... | ... | ... | ... | ... | ... | 32 |
| ***4,172*** | ***1,077*** | ***62*** | ***22*** | ... | ***3,033*** | ***3,829*** | ***968*** | ***85*** | ***55*** | ***2*** | ***2,776*** | ***989*** | ***256*** | ***10*** | ***5*** | ... | ***723*** | |
| 23 | 7 | ... | ... | ... | 16 | 31 | 15 | ... | ... | ... | 16 | ... | ... | ... | ... | ... | ... | 1 |
| 7 | 6 | ... | ... | ... | 1 | 1,347 | 307 | ... | 16 | ... | 1,040 | 24 | 4 | ... | ... | ... | 20 | 2 |
| 64 | 30 | 12 | ... | ... | 22 | 18 | 9 | ... | 2 | ... | 9 | ... | ... | ... | ... | ... | ... | 3 |
| 968 | 90 | 33 | ... | ... | 845 | 88 | 27 | 20 | ... | ... | 41 | 25 | ... | ... | ... | ... | 25 | 4 |
| 6 | 4 | ... | ... | ... | 2 | 134 | 38 | 9 | 4 | ... | 87 | ... | ... | ... | ... | ... | ... | 5 |
| 18 | ... | 2 | ... | ... | 16 | 74 | 5 | 15 | ... | 1 | 54 | ... | ... | ... | ... | ... | ... | 6 |
| 32 | 7 | 1 | ... | ... | 24 | 76 | 17 | 3 | ... | ... | 56 | 56 | 8 | ... | ... | ... | 48 | 7 |
| 1,736 | 618 | 13 | 19 | ... | 1,105 | 1,550 | 419 | 28 | 18 | 1 | 1,103 | 496 | 141 | 4 | 2 | ... | 351 | 8 |
| 35 | 29 | ... | 1 | ... | 6 | 133 | 51 | 4 | 8 | ... | 78 | 4 | ... | 4 | ... | ... | ... | 9 |
| 152 | 61 | ... | 1 | ... | 91 | 48 | 1 | 1 | ... | ... | 46 | 187 | 38 | 1 | ... | ... | 148 | 10 |
| 127 | 76 | ... | ... | ... | 51 | 86 | 49 | ... | 7 | ... | 37 | 8 | ... | ... | ... | ... | 8 | 11 |
| 117 | 33 | ... | 1 | ... | 84 | 92 | 28 | ... | ... | ... | 64 | 189 | 65 | 1 | 3 | ... | 123 | 12 |
| 887 | 116 | 1 | ... | ... | 770 | 152 | 2 | 5 | ... | ... | 145 | ... | ... | ... | ... | ... | ... | 13 |



This content downloaded from
106.51.163.168 on Wed, 05 Jun 2024 15:15:17 +00:00
All use subject to https://about.jstor.org/terms

CLASS B: SUB-CLASS V.—

| DISTRICT, STATE OR CITY. | Order 30.—(Group 112). Trade in pottery. | | | | | | Order 31.—(Group 113). Trade in chemical products (drugs, dyes, paints, petroleum, explosives, etc. | | | | | | Total Order 32. | | | | | |
|---|---|---|---|---|---|---|---|---|---|---|---|---|---|---|---|---|---|---|
| | Total workers and dependents. | Actual workers. | | | | Dependents. | Total workers and dependents. | Actual workers. | | | | Dependents. | Total workers and dependents. | Actual workers. | | | | Dependents. |
| | | Total. | | Partially agriculturist. | | | | Total. | | Partially agriculturist. | | | | Total. | | Partially agriculturist. | | |
| | | Males. | Females. | Males. | Females. | | | Males. | Females. | Males. | Females. | | | Males. | Females. | Males. | Females. | |
| | 802 | 803 | 804 | 805 | 806 | 807 | 808 | 809 | 810 | 811 | 812 | 813 | 814 | 815 | 816 | 817 | 818 | 819 |
| **MADRAS** ... | *23,621* | *6,702* | *5,408* | *1,373* | *452* | *11,511* | *18,136* | *4,860* | *2,380* | *472* | *180* | *10,896* | *137,597* | *37,990* | *18,442* | *4,538* | *1,328* | *81,165* |
| **(1) British Territory** ... | *21,618* | *6,038* | *4,655* | *1,090* | *301* | *10,925* | *18,002* | *4,812* | *2,376* | *470* | *180* | *10,814* | *136,509* | *37,640* | *18,305* | *4,469* | *1,306* | *80,564* |
| 1. Ganjám ... ... | 1,563 | 487 | 436 | 120 | 43 | 640 | 504 | 154 | 126 | 5 | ... | 224 | 3,182 | 930 | 401 | 160 | 43 | 1,851 |
| 2. Agency, Ganjám ... | 159 | 52 | ... | ... | ... | 107 | ... | ... | ... | ... | ... | ... | 146 | 70 | 6 | 12 | ... | 70 |
| 3. Vizagapatam ... | 1,405 | 435 | 412 | 16 | 4 | 558 | 1,527 | 198 | 440 | 18 | 114 | 889 | 8,629 | 2,472 | 2,225 | 505 | 368 | 3,932 |
| 4. Agency, Vizagapatam. | 1,187 | 394 | 222 | 138 | 6 | 571 | 162 | 49 | 61 | 7 | ... | 52 | 2,094 | 686 | 501 | 130 | 38 | 907 |
| 5. Gódávari ... ... | 372 | 99 | 90 | 6 | ... | 183 | 380 | 192 | 19 | 23 | ... | 169 | 6,258 | 1,672 | 1,026 | 185 | 75 | 3,560 |
| 6. Agency, Gódávari ... | 143 | 22 | 42 | ... | ... | 79 | 19 | 4 | 4 | ... | ... | 11 | 400 | 162 | 64 | 22 | 1 | 174 |
| 7. Kistna ... ... | 1,157 | 200 | 293 | 64 | 10 | 664 | 960 | 220 | 221 | 16 | 1 | 519 | 8,453 | 1,777 | 1,658 | 344 | 164 | 5,018 |
| 8. Guntúr ... ... | 1,294 | 524 | 142 | 125 | 53 | 628 | 1,580 | 382 | 363 | 55 | 13 | 835 | 4,610 | 1,192 | 995 | 351 | 184 | 2,423 |
| 9. Nellore ... ... | 709 | 248 | 124 | 99 | 18 | 337 | 647 | 117 | 168 | 54 | 14 | 362 | 4,448 | 1,084 | 651 | 215 | 64 | 2,713 |
| 10. Cuddapáh ... ... | 329 | 100 | 88 | 38 | 11 | 141 | 174 | 57 | 32 | 16 | 3 | 85 | 1,571 | 443 | 225 | 77 | 15 | 903 |
| 11. Kurnool ... ... | 1,063 | 372 | 223 | 120 | 23 | 468 | 225 | 29 | 81 | 2 | 2 | 115 | 3,234 | 1,146 | 366 | 174 | 24 | 1,722 |
| 12. Bellary ... ... | 806 | 295 | 229 | 23 | ... | 282 | 158 | 107 | 1 | 62 | ... | 50 | 2,722 | 769 | 330 | 76 | 19 | 1,623 |
| 13. Anantapur ... ... | 615 | 258 | 33 | 53 | 3 | 324 | 246 | 36 | 53 | ... | ... | 157 | 4,271 | 1,564 | 483 | 181 | 35 | 2,224 |
| 14. Madras ... ... | 75 | 11 | 16 | ... | ... | 48 | 1,761 | 516 | 39 | 4 | ... | 1,206 | 6,561 | 2,086 | 204 | 43 | 4 | 4,271 |
| 15. Chingleput ... ... | 1,223 | 403 | 200 | 31 | ... | 620 | 550 | 195 | 23 | 15 | ... | 332 | 4,413 | 1,015 | 145 | 106 | 5 | 3,253 |
| 16. Chittoor ... ... | 425 | 19 | 165 | 1 | 13 | 241 | 461 | 198 | 71 | 25 | 3 | 192 | 2,431 | 789 | 201 | 126 | 13 | 1,441 |
| 17. North Arcot ... | 650 | 65 | 126 | 7 | 19 | 459 | 591 | 164 | 36 | 23 | 1 | 391 | 4,625 | 1,371 | 329 | 206 | 15 | 2,925 |
| 18. Salem ... ... | 898 | 364 | 149 | 95 | 31 | 385 | 358 | 104 | 95 | 15 | 15 | 159 | 3,116 | 836 | 523 | 88 | 73 | 1,757 |
| 19. Coimbatore ... ... | 1,054 | 296 | 263 | 33 | 4 | 495 | 1,115 | 360 | 98 | 13 | ... | 657 | 6,269 | 1,520 | 1,095 | 104 | 13 | 3,654 |
| 20. South Arcot ... ... | 742 | 237 | 129 | 51 | 13 | 376 | 284 | 94 | 6 | 9 | ... | 184 | 4,171 | 1,185 | 323 | 200 | 21 | 2,663 |
| 21. Tanjore ... ... | 934 | 222 | 251 | 19 | 1 | 461 | 1,641 | 163 | 123 | 8 | 13 | 1,355 | 15,390 | 3,968 | 1,488 | 498 | 27 | 9,934 |
| 22. Trichinopoly ... | 413 | 82 | 113 | ... | 9 | 218 | 420 | 156 | 31 | 8 | 1 | 233 | 2,916 | 1,052 | 357 | 59 | 5 | 1,507 |
| 23. Madura ... ... | 519 | 96 | ... | 4 | ... | 423 | 140 | 25 | 46 | 2 | ... | 69 | 3,824 | 1,086 | 459 | 61 | 14 | 2,279 |
| 24. Ramnád ... ... | 966 | 131 | 346 | 23 | 37 | 479 | 670 | 159 | 161 | 12 | ... | 350 | 8,266 | 2,041 | 1,294 | 168 | 13 | 4,931 |
| 25. Tinnevelly ... ... | 543 | 90 | 149 | 10 | ... | 304 | 221 | 59 | 22 | 3 | ... | 140 | 4,213 | 923 | 1,066 | 99 | 6 | 2,224 |
| 26. Nilgiris ... ... | 5 | 2 | 3 | ... | ... | ... | 40 | 14 | 1 | ... | ... | 25 | 370 | 92 | 59 | 4 | ... | 219 |
| 27. Malabar ... ... | 2,255 | 505 | 379 | 11 | 1 | 1,371 | 2,909 | 991 | 50 | 71 | ... | 1,868 | 15,564 | 4,436 | 901 | 181 | 14 | 10,227 |
| 28. Anjengo ... ... | ... | ... | ... | ... | ... | ... | 16 | 6 | ... | 2 | ... | 10 | 29 | 12 | ... | ... | ... | 17 |
| 29. South Canara ... | 124 | 29 | 32 | 3 | 2 | 63 | 243 | 63 | 5 | 2 | ... | 175 | 4,333 | 1,261 | 930 | 94 | 53 | 2,142 |
| **(2) Feudatory States** ... | *2,003* | *664* | *753* | *283* | *151* | *586* | *134* | *48* | *4* | *2* | ... | *82* | *1,088* | *350* | *137* | *69* | *22* | *601* |
| 30. Pudukkóttai ... ... | 1,954 | 663 | 717 | 283 | 147 | 574 | 119 | 40 | 4 | 2 | ... | 75 | 905 | 305 | 114 | 67 | 21 | 486 |
| 31. Banganapalle ... | 48 | ... | 36 | ... | 4 | 12 | 15 | 8 | ... | ... | ... | 7 | 150 | 35 | 16 | 2 | 1 | 99 |
| 32. Sandúr ... ... | 1 | 1 | ... | ... | ... | ... | ... | ... | ... | ... | ... | ... | 33 | 10 | 7 | ... | ... | 16 |
| **(3) Cities** ... | *505* | *129* | *74* | *3* | *9* | *302* | *2,680* | *758* | *96* | *13* | ... | *1,826* | *13,317* | *4,103* | *721* | *108* | *37* | *8,493* |
| 1. Bellary ... ... | 41 | 30 | ... | ... | ... | 11 | 12 | 3 | ... | ... | ... | 9 | 314 | 61 | 5 | 4 | 5 | 248 |
| 2. Calicut ... ... | 10 | 4 | ... | ... | ... | 6 | 299 | 91 | 8 | 2 | ... | 200 | 1,548 | 575 | 33 | 6 | ... | 940 |
| 3. Cocanada ... ... | 99 | 33 | 21 | 3 | 6 | 45 | 15 | 9 | ... | 4 | ... | 6 | 840 | 163 | 75 | 6 | 19 | 602 |
| 4. Coimbatore ... | 20 | ... | 2 | ... | ... | 18 | 51 | 7 | 30 | 1 | ... | 14 | 339 | 65 | 25 | 1 | 1 | 249 |
| 5. Conjeeveram ... | 25 | 10 | 2 | ... | ... | 13 | 130 | 24 | 6 | 2 | ... | 100 | 276 | 98 | ... | 4 | ... | 178 |
| 6. Cuddalore ... ... | 58 | 15 | 9 | ... | 3 | 34 | 48 | 15 | 1 | ... | ... | 32 | 328 | 122 | 11 | 5 | ... | 195 |
| 7. Kumbakónam ... | 26 | 4 | 1 | ... | ... | 21 | 110 | 42 | 6 | ... | ... | 62 | 421 | 126 | 9 | 7 | ... | 286 |
| 8. Madras ... ... | 75 | 11 | 16 | ... | ... | 48 | 1,761 | 516 | 39 | 4 | ... | 1,206 | 6,561 | 2,086 | 204 | 43 | 4 | 4,271 |
| 9. Madura ... ... | ... | ... | ... | ... | ... | ... | 29 | 4 | 3 | ... | ... | 22 | 874 | 202 | 183 | 3 | 6 | 489 |
| 10. Negapatam ... ... | 148 | 20 | 22 | ... | ... | 106 | 17 | 5 | ... | ... | ... | 12 | 577 | 199 | 92 | 13 | 2 | 286 |
| 11. Salem ... ... | 2 | 2 | ... | ... | ... | ... | 9 | 1 | ... | ... | ... | 8 | 142 | 26 | 12 | ... | ... | 104 |
| 12. Tanjore ... ... | ... | ... | ... | ... | ... | ... | 126 | 21 | 3 | ... | ... | 102 | 734 | 237 | 33 | 14 | ... | 464 |
| 13. Trichinopoly ... | 1 | ... | 1 | ... | ... | ... | 73 | 20 | ... | ... | ... | 53 | 363 | 143 | 39 | 2 | ... | 181 |

This content downloaded from
106.51.163.168 on Wed, 05 Jun 2024 15:15:17 +00:00
All use subject to https://about.jstor.org/terms

# XV-A.

## for districts, etc.—*continued.*

TRADE—*cont.*

### Order 32.—Hotels, cafés restaurants, etc.

| 114. Vendors of wine, liquors, aerated waters, etc. | | | | | | 115. Owners and managers of hotels, cookshops, sarais, etc., and their employés. | | | | | | Total Order 33. | | | | | | |
|---|---|---|---|---|---|---|---|---|---|---|---|---|---|---|---|---|---|---|
| Total workers and dependents. | Actual workers. | | | | Dependents. | Total workers and dependents. | Actual workers. | | | | Dependents. | Total workers and dependents. | Actual workers. | | | | Dependents. | NUMBER. |
| | Total. | | Partially agriculturist. | | | | Total. | | Partially agriculturist. | | | | Total. | | Partially agriculturist. | | | |
| | Males. | Females. | Males. | Females. | | | Males. | Females. | Males. | Females. | | | Males. | Females. | Males. | Females. | | |
| 820 | 821 | 822 | 823 | 824 | 825 | 826 | 827 | 828 | 829 | 830 | 831 | 832 | 833 | 834 | 835 | 836 | 837 | |
| ***109,072*** | ***29,958*** | ***15,045*** | ***4,129*** | ***1,190*** | ***64,069*** | ***28,525*** | ***8,032*** | ***3,397*** | ***409*** | ***138*** | ***17,096*** | ***1,830,411*** | ***486,256*** | ***333,128*** | ***52,961*** | ***20,393*** | ***1,011,027*** | |
| ***108,173*** | ***29,672*** | ***14,935*** | ***4,069*** | ***1,170*** | ***63,566*** | ***28,336*** | ***7,968*** | ***3,370*** | ***400*** | ***136*** | ***16,998*** | ***1,816,521*** | ***482,452*** | ***330,249*** | ***52,500*** | ***20,260*** | ***1,003,820*** | |
| 2,926 | 876 | 341 | 153 | 36 | 1,709 | 256 | 54 | 60 | 7 | 7 | 142 | 115,881 | 27,602 | 33,823 | 3,165 | 4,020 | 54,456 | 1 |
| 146 | 70 | 6 | 12 | ... | 70 | ... | ... | ... | ... | ... | ... | 15,936 | 4,929 | 4,118 | 437 | 259 | 6,889 | 2 |
| 6,209 | 2,396 | 2,081 | 479 | 345 | 3,732 | 420 | 76 | 144 | 28 | 23 | 200 | 116,868 | 32,619 | 31,709 | 4,434 | 2,561 | 52,540 | 3 |
| 2,063 | 674 | 493 | 129 | 38 | 896 | 31 | 12 | 8 | 1 | ... | 11 | 19,742 | 4,964 | 5,958 | 1,267 | 997 | 8,820 | 4 |
| 5,954 | 1,818 | 991 | 182 | 73 | 3,345 | 304 | 54 | 35 | 3 | 2 | 215 | 70,233 | 20,021 | 12,958 | 1,125 | 515 | 37,254 | 5 |
| 386 | 162 | 60 | 22 | 1 | 164 | 14 | ... | 4 | ... | ... | 10 | 4,542 | 1,366 | 729 | 143 | 47 | 2,447 | 6 |
| 7,940 | 1,639 | 1,550 | 338 | 158 | 4,751 | 513 | 138 | 108 | 6 | 6 | 267 | 71,980 | 19,743 | 10,567 | 3,569 | 1,125 | 41,670 | 7 |
| 3,672 | 1,008 | 783 | 329 | 166 | 1,881 | 938 | 184 | 212 | 22 | 18 | 542 | 74,584 | 22,172 | 9,901 | 3,068 | 1,042 | 42,511 | 8 |
| 3,673 | 898 | 471 | 196 | 34 | 2,304 | 775 | 186 | 189 | 19 | 30 | 409 | 65,300 | 19,490 | 12,537 | 4,025 | 930 | 33,273 | 9 |
| 1,339 | 395 | 153 | 68 | 11 | 791 | 232 | 48 | 72 | 9 | 4 | 112 | 32,012 | 9,479 | 6,271 | 1,565 | 427 | 16,262 | 10 |
| 3,103 | 1,085 | 345 | 160 | 24 | 1,673 | 131 | 61 | 21 | 14 | ... | 49 | 34,902 | 9,983 | 6,252 | 2,193 | 1,106 | 18,667 | 11 |
| 2,567 | 729 | 300 | 71 | 9 | 1,538 | 155 | 40 | 30 | 5 | 10 | 85 | 29,995 | 8,397 | 5,786 | 600 | 493 | 15,812 | 12 |
| 4,214 | 1,555 | 471 | 181 | 35 | 2,188 | 57 | 9 | 12 | ... | ... | 36 | 37,881 | 12,456 | 6,644 | 2,088 | 943 | 18,781 | 13 |
| 4,324 | 1,334 | 61 | 28 | 2 | 2,929 | 2,237 | 752 | 143 | 15 | 2 | 1,342 | 41,160 | 10,300 | 6,071 | 154 | 4 | 24,789 | 14 |
| 4,190 | 940 | 123 | 102 | 5 | 3,127 | 223 | 75 | 23 | 4 | ... | 126 | 57,575 | 14,504 | 10,878 | 1,541 | 202 | 32,193 | 15 |
| 2,138 | 709 | 120 | 122 | 7 | 1,309 | 293 | 80 | 81 | 4 | 6 | 132 | 39,214 | 9,246 | 6,235 | 1,756 | 437 | 23,733 | 16 |
| 4,209 | 1,265 | 269 | 192 | 13 | 2,675 | 416 | 106 | 60 | 14 | 2 | 250 | 75,349 | 20,135 | 9,818 | 2,350 | 284 | 45,396 | 17 |
| 2,871 | 797 | 449 | 86 | 67 | 1,625 | 245 | 39 | 74 | 2 | 6 | 132 | 48,016 | 12,484 | 9,656 | 1,793 | 1,115 | 25,876 | 18 |
| 4,964 | 1,178 | 869 | 85 | 12 | 2,917 | 1,305 | 342 | 226 | 19 | 1 | 737 | 96,320 | 22,513 | 24,875 | 1,092 | 224 | 49,132 | 19 |
| 3,632 | 1,053 | 258 | 190 | 20 | 2,321 | 539 | 132 | 65 | 10 | 1 | 342 | 72,608 | 18,836 | 14,092 | 2,743 | 584 | 39,680 | 20 |
| 12,997 | 3,315 | 1,236 | 339 | 26 | 8,446 | 2,393 | 653 | 252 | 59 | 1 | 1,488 | 123,684 | 26,577 | 25,479 | 1,431 | 398 | 71,628 | 21 |
| 2,340 | 887 | 260 | 52 | 4 | 1,193 | 576 | 165 | 97 | 7 | 1 | 314 | 69,532 | 20,226 | 10,998 | 1,882 | 743 | 38,308 | 22 |
| 2,461 | 703 | 304 | 33 | 11 | 1,454 | 1,363 | 383 | 155 | 28 | 3 | 825 | 78,164 | 22,769 | 13,225 | 2,218 | 386 | 42,170 | 23 |
| 6,721 | 1,596 | 1,178 | 152 | 9 | 3,947 | 1,645 | 445 | 116 | 16 | 4 | 984 | 80,718 | 20,879 | 12,568 | 1,490 | 338 | 47,271 | 24 |
| 2,820 | 598 | 816 | 68 | 4 | 1,406 | 1,393 | 325 | 250 | 31 | 2 | 818 | 90,141 | 21,501 | 14,826 | 2,799 | 350 | 53,814 | 25 |
| 207 | 62 | 2 | 3 | ... | 143 | 163 | 30 | 57 | 1 | ... | 76 | 3,053 | 1,031 | 426 | 48 | 5 | 1,596 | 26 |
| 5,665 | 1,451 | 154 | 117 | 9 | 4,060 | 9,899 | 2,985 | 747 | 64 | 5 | 6,167 | 193,578 | 54,041 | 9,964 | 2,419 | 151 | 129,573 | 27 |
| 6 | 4 | ... | ... | ... | 2 | 23 | 8 | ... | ... | ... | 15 | 829 | 107 | 317 | 7 | 2 | 405 | 28 |
| 2,436 | 675 | 791 | 80 | 51 | 970 | 1,897 | 586 | 139 | 14 | 2 | 1,172 | 56,724 | 14,982 | 13,768 | 1,098 | 572 | 28,874 | 29 |
| ***899*** | ***286*** | ***110*** | ***60*** | ***20*** | ***503*** | ***189*** | ***64*** | ***27*** | ***9*** | ***2*** | ***98*** | ***13,890*** | ***3,804*** | ***2,879*** | ***461*** | ***133*** | ***7,207*** | |
| 727 | 247 | 90 | 60 | 20 | 390 | 178 | 58 | 24 | 7 | 1 | 96 | 11,683 | 2,990 | 2,612 | 352 | 124 | 6,081 | 30 |
| 139 | 29 | 13 | ... | ... | 97 | 11 | 6 | 3 | 2 | 1 | 2 | 1,706 | 654 | 194 | 88 | 9 | 858 | 31 |
| 33 | 10 | 7 | ... | ... | 16 | ... | ... | ... | ... | ... | ... | 501 | 160 | 73 | 21 | ... | 268 | 32 |
| ***8,209*** | ***2,269*** | ***459*** | ***54*** | ***28*** | ***5,481*** | ***5,108*** | ***1,834*** | ***262*** | ***54*** | ***9*** | ***3,012*** | ***127,431*** | ***31,725*** | ***17,972*** | ***771*** | ***163*** | ***77,734*** | |
| 288 | 48 | ... | ... | ... | 240 | 26 | 13 | 5 | 4 | 5 | 8 | 2,599 | 664 | 188 | 20 | 81 | 1,747 | 1 |
| 492 | 117 | 2 | 4 | ... | 373 | 1,056 | 458 | 31 | 2 | ... | 567 | 8,838 | 2,356 | 292 | 39 | ... | 6,190 | 2 |
| 649 | 133 | 61 | 4 | 19 | 455 | 191 | 30 | 14 | 2 | ... | 147 | 7,815 | 2,010 | 1,698 | 63 | 16 | 4,107 | 3 |
| 180 | 30 | 19 | ... | 1 | 131 | 159 | 35 | 6 | 1 | ... | 118 | 3,078 | 661 | 550 | 24 | 15 | 1,867 | 4 |
| 226 | 61 | ... | 2 | ... | 165 | 50 | 37 | ... | 2 | ... | 13 | 4,134 | 1,188 | 479 | 56 | ... | 2,517 | 5 |
| 276 | 102 | 9 | 5 | ... | 165 | 52 | 20 | 2 | ... | ... | 30 | 5,649 | 1,160 | 1,307 | 10 | 6 | 3,182 | 6 |
| 257 | 99 | 2 | 3 | ... | 156 | 164 | 27 | 7 | 4 | ... | 130 | 6,532 | 1,649 | 949 | 57 | 1 | 3,934 | 7 |
| 4,324 | 1,334 | 61 | 28 | 2 | 2,929 | 2,237 | 752 | 143 | 15 | 2 | 1,342 | 41,160 | 10,300 | 6,071 | 154 | 4 | 24,789 | 8 |
| 659 | 117 | 183 | 2 | 6 | 359 | 215 | 85 | ... | 1 | ... | 130 | 13,234 | 3,414 | 2,004 | 109 | 1 | 7,816 | 9 |
| 347 | 119 | 77 | 4 | ... | 151 | 230 | 80 | 15 | 9 | 2 | 135 | 6,369 | 1,272 | 952 | 48 | 5 | 4,145 | 10 |
| 101 | 16 | 5 | ... | ... | 80 | 41 | 10 | 7 | ... | ... | 24 | 4,431 | 843 | 922 | 50 | 24 | 2,666 | 11 |
| 224 | 63 | 1 | 1 | ... | 160 | 510 | 174 | 32 | 13 | ... | 304 | 7,034 | 1,733 | 884 | 32 | 10 | 4,417 | 12 |
| 186 | 30 | 39 | 1 | ... | 117 | 177 | 113 | ... | 1 | ... | 64 | 16,558 | 4,525 | 1,676 | 109 | ... | 10,357 | 13 |

This content downloaded from
106.51.163.168 on Wed, 05 Jun 2024 15:15:17 +00:00
All use subject to https://about.jstor.org/terms

# TABLE

## Occupation. Part II.—Details

CLASS B: SUB-CLASS V.—

Order 33.—Other trade

| DISTRICT, STATE OR CITY. | 116. Fish dealers. | | | | | | 117. Grocers and sellers of vegetable oil, salt and other condiments. | | | | | |
|---|---|---|---|---|---|---|---|---|---|---|---|---|
| | Total workers and dependents. | Actual workers. Total. Males. | Actual workers. Total. Females. | Actual workers. Partially agriculturist. Males. | Actual workers. Partially agriculturist. Females. | Dependents. | Total workers and dependents. | Actual workers. Total. Males. | Actual workers. Total. Females. | Actual workers. Partially agriculturist. Males. | Actual workers. Partially agriculturist. Females. | Dependents. |
| | 838 | 839 | 840 | 841 | 842 | 843 | 844 | 845 | 846 | 847 | 848 | 849 |
| **MADRAS** | *220,740* | *49,436* | *63,160* | *3,984* | *3,842* | *108,144* | *853,756* | *245,577* | *106,973* | *31,028* | *9,018* | *501,206* |
| **(1) British Territory** | *220,531* | *49,383* | *63,113* | *3,977* | *3,842* | *108,035* | *847,687* | *243,736* | *106,161* | *30,795* | *8,989* | *497,790* |
| 1. Ganjam | 33,839 | 6,375 | 14,129 | 648 | 1,163 | 13,335 | 30,583 | 8,377 | 5,845 | 905 | 1,358 | 16,361 |
| 2. Agency, Ganjam | 416 | 147 | 58 | 4 | 2 | 211 | 6,620 | 2,484 | 1,139 | 124 | 150 | 2,997 |
| 3. Vizagapatam | 30,981 | 7,763 | 11,468 | 676 | 848 | 11,750 | 50,862 | 14,709 | 10,279 | 2,679 | 1,046 | 25,874 |
| 4. Agency, Vizagapatam. | 1,434 | 330 | 556 | 24 | 10 | 548 | 12,013 | 3,021 | 3,482 | 1,081 | 872 | 5,510 |
| 5. Gódávari | 13,691 | 2,892 | 4,454 | 54 | 172 | 6,345 | 26,629 | 8,471 | 2,392 | 478 | 158 | 15,766 |
| 6. Agency, Gódávari | 146 | 24 | 48 | 9 | 4 | 74 | 3,642 | 1,140 | 504 | 125 | 39 | 1,998 |
| 7. Kistna | 8,334 | 2,594 | 1,679 | 650 | 133 | 4,061 | 38,192 | 10,748 | 3,347 | 2,214 | 436 | 24,097 |
| 8. Guntur | 8,749 | 1,478 | 1,860 | 205 | 360 | 5,411 | 45,440 | 14,884 | 4,198 | 1,982 | 229 | 26,358 |
| 9. Nellore | 14,337 | 3,692 | 3,973 | 570 | 450 | 6,672 | 34,885 | 11,020 | 5,337 | 2,828 | 202 | 18,528 |
| 10. Cuddapah | 976 | 257 | 225 | 46 | 34 | 494 | 20,899 | 6,130 | 3,747 | 932 | 212 | 11,022 |
| 11. Kurnool | 780 | 337 | 68 | 84 | 3 | 375 | 23,737 | 6,497 | 3,908 | 1,596 | 881 | 13,332 |
| 12. Bellary | 434 | 51 | 35 | | | 348 | 14,380 | 3,685 | 2,470 | 305 | 384 | 8,225 |
| 13. Anantapur | 867 | 302 | 215 | 59 | 44 | 350 | 24,991 | 8,050 | 4,036 | 1,326 | 528 | 12,905 |
| 14. Madras | 2,992 | 480 | 1,241 | 2 | | 1,271 | 10,598 | 2,964 | 678 | 54 | 2 | 6,956 |
| 15. Chingleput | 9,251 | 2,299 | 2,045 | 43 | 11 | 4,907 | 24,474 | 6,859 | 2,720 | 898 | 78 | 14,895 |
| 16. Chittoor | 1,458 | 443 | 319 | 61 | 11 | 686 | 22,407 | 4,779 | 3,193 | 1,343 | 298 | 14,435 |
| 17. North Arcot | 2,734 | 630 | 641 | 80 | 30 | 1,463 | 36,341 | 10,291 | 3,569 | 1,392 | 121 | 22,481 |
| 18. Salem | 1,235 | 320 | 336 | 16 | 24 | 579 | 21,467 | 5,539 | 4,004 | 603 | 351 | 11,924 |
| 19. Coimbatore | 1,227 | 352 | 178 | 13 | | 697 | 38,604 | 9,630 | 7,342 | 375 | 77 | 21,632 |
| 20. South Arcot | 8,446 | 1,724 | 3,009 | 225 | 120 | 3,713 | 39,868 | 11,850 | 4,560 | 2,002 | 217 | 23,458 |
| 21. Tanjore | 9,362 | 1,562 | 3,273 | 26 | 6 | 4,527 | 51,219 | 13,096 | 4,649 | 722 | 204 | 33,474 |
| 22. Trichinopoly | 1,686 | 484 | 93 | 20 | 3 | 1,109 | 32,835 | 10,030 | 4,584 | 1,065 | 590 | 18,221 |
| 23. Madura | 591 | 102 | 154 | 1 | | 335 | 49,575 | 16,218 | 6,442 | 1,786 | 216 | 26,915 |
| 24. Ramnad | 7,907 | 1,725 | 1,191 | 58 | 19 | 4,991 | 38,395 | 10,133 | 3,993 | 511 | 77 | 24,269 |
| 25. Tinnevelly | 5,254 | 375 | 862 | 30 | 2 | 4,017 | 49,085 | 12,691 | 5,179 | 1,719 | 194 | 31,215 |
| 26. Nilgiris | 73 | 21 | 4 | | 1 | 48 | 828 | 343 | 79 | 7 | | 406 |
| 27. Malabar | 35,219 | 10,546 | 894 | 265 | 12 | 23,779 | 70,327 | 20,652 | 2,795 | 988 | 28 | 46,880 |
| 28. Anjengo | 524 | 49 | 264 | 3 | | 211 | 84 | 20 | 3 | | | 61 |
| 29. South Canara | 17,588 | 2,029 | 9,841 | 97 | 380 | 5,718 | 28,707 | 9,425 | 1,687 | 755 | 47 | 17,595 |
| **(2) Feudatory States** | *209* | *53* | *47* | *7* | | *109* | *6,069* | *1,841* | *812* | *233* | *29* | *3,416* |
| 30. Pudukkóttai | 194 | 40 | 47 | 7 | ... | 107 | 5,070 | 1,506 | 701 | 173 | 23 | 2,863 |
| 31. Banganapalle | 15 | 13 | ... | ... | ... | 2 | 737 | 250 | 80 | 45 | 6 | 407 |
| 32. Sandur | ... | ... | ... | ... | ... | ... | 262 | 85 | 31 | 15 | ... | 146 |
| **(3) Cities** | *10,030* | *1,947* | *2,985* | *14* | *4* | *5,098* | *37,029* | *10,354* | *2,119* | *256* | *28* | *24,556* |
| 1. Bellary | 47 | 10 | ... | ... | ... | 37 | 686 | 193 | 29 | 2 | 10 | 464 |
| 2. Calicut | 1,025 | 251 | 73 | 2 | ... | 701 | 3,043 | 878 | 3 | 13 | ... | 2,162 |
| 3. Cocanada | 2,856 | 478 | 1,034 | 3 | 4 | 1,344 | 1,865 | 592 | 132 | 30 | ... | 1,141 |
| 4. Coimbatore | 52 | 9 | 10 | ... | ... | 33 | 534 | 157 | 63 | 6 | 15 | 314 |
| 5. Conjeeveram | 133 | 28 | 37 | ... | ... | 68 | 1,621 | 486 | 53 | 21 | ... | 1,082 |
| 6. Cuddalore | 1,225 | 327 | 283 | 1 | ... | 615 | 1,682 | 458 | 54 | 1 | ... | 1,170 |
| 7. Kumbakónam | 125 | 36 | 53 | ... | ... | 36 | 2,683 | 764 | 126 | 20 | ... | 1,793 |
| 8. Madras | 2,992 | 480 | 1,241 | 2 | ... | 1,271 | 10,598 | 2,964 | 678 | 54 | 2 | 6,956 |
| 9. Madura | 240 | 18 | 71 | 6 | ... | 151 | 4,450 | 1,514 | 191 | 45 | ... | 2,745 |
| 10. Negapatam | 271 | 16 | 154 | ... | ... | 101 | 2,485 | 607 | 78 | 22 | ... | 1,800 |
| 11. Salem | 246 | 101 | 20 | ... | ... | 125 | 1,457 | 287 | 242 | 26 | ... | 928 |
| 12. Tanjore | 197 | 45 | 3 | ... | ... | 149 | 1,993 | 567 | 65 | 11 | 1 | 1,361 |
| 13. Trichinopoly | 621 | 148 | 6 | ... | ... | 467 | 3,932 | 887 | 405 | 5 | ... | 2,640 |

This content downloaded from
106.51.163.168 on Wed, 05 Jun 2024 15:15:17 +00:00
All use subject to https://about.jstor.org/terms

# XV-A.

## for districts, etc.—*continued.*

TRADE—*cont.*

### in foodstuffs

| 118. Sellers of milk, butter, ghee, poultry, eggs, etc. | | | | | | 119. Sellers of sweetmeats, sugar, gur and molasses. | | | | | | 120. Cardamom, betel-leaf, vegetables, fruit and areca nut sellers. | | | | | | |
|---|---|---|---|---|---|---|---|---|---|---|---|---|---|---|---|---|---|---|
| Total workers and dependents. | Actual workers. | | | | Dependents. | Total workers and dependents. | Actual workers. | | | | Dependents. | Total workers and dependents. | Actual workers. | | | | Dependents. | NUMBER. |
| | Total. | | Partially agriculturist. | | | | Total. | | Partially agriculturist. | | | | Total. | | Partially agriculturist. | | | |
| | Males. | Females. | Males. | Females. | | | Males. | Females. | Males. | Females. | | | Males. | Females. | Males. | Females. | | |
| 850 | 851 | 852 | 853 | 854 | 855 | 856 | 857 | 858 | 859 | 860 | 861 | 862 | 863 | 864 | 865 | 866 | 867 | |
| ***81,407*** | ***15,373*** | ***28,318*** | ***1,743*** | ***1,568*** | ***37,716*** | ***128,694*** | ***24,822*** | ***42,025*** | ***1,756*** | ***1,251*** | ***61,847*** | ***226,513*** | ***60,311*** | ***45,865*** | ***5,123*** | ***2,388*** | ***120,337*** | |
| ***80,981*** | ***15,320*** | ***28,135*** | ***1,742*** | ***1,557*** | ***37,526*** | ***127,690*** | ***24,709*** | ***41,560*** | ***1,745*** | ***1,242*** | ***61,421*** | ***223,495*** | ***59,609*** | ***45,055*** | ***5,046*** | ***2,360*** | ***118,831*** | |
| 9,111 | 1,646 | 4,449 | 250 | 672 | 3,016 | 4,485 | 718 | 1,540 | 67 | 7 | 2,227 | 18,586 | 4,860 | 5,374 | 651 | 631 | 8,352 | 1 |
| 558 | 95 | 309 | 34 | 39 | 152 | 678 | 30 | 503 | 1 | | 145 | 327 | 144 | 64 | 23 | 19 | 119 | 2 |
| 3,105 | 948 | 820 | 161 | 60 | 1,337 | 1,381 | 371 | 275 | 33 | 18 | 735 | 15,637 | 4,268 | 5,504 | 297 | 244 | 5,865 | 3 |
| 1,635 | 243 | 526 | 23 | 45 | 866 | 718 | 155 | 260 | 8 | 1 | 303 | 1,035 | 376 | 287 | 34 | 1 | 372 | 4 |
| 4,077 | 716 | 1,504 | 33 | 18 | 1,857 | 4,392 | 1,409 | 696 | 65 | 25 | 2,227 | 7,984 | 2,447 | 1,846 | 174 | 44 | 3,691 | 5 |
| 204 | 57 | 74 | 1 | 1 | 73 | 134 | 36 | 32 | 1 | 1 | 66 | 58 | 20 | 5 | 1 | ... | 33 | 6 |
| 2,011 | 254 | 903 | 18 | 79 | 854 | 9,085 | 2,404 | 1,808 | 208 | 270 | 4,873 | 6,941 | 1,670 | 1,857 | 204 | 165 | 3,414 | 7 |
| 2,680 | 478 | 657 | 81 | 78 | 1,545 | 1,741 | 642 | 239 | 39 | 9 | 860 | 6,630 | 1,515 | 1,545 | 236 | 178 | 3,570 | 8 |
| 1,039 | 183 | 305 | 32 | 35 | 551 | 1,334 | 389 | 181 | 75 | 22 | 764 | 8,698 | 2,659 | 1,409 | 290 | 124 | 4,630 | 9 |
| 1,311 | 309 | 309 | 64 | 47 | 603 | 981 | 357 | 125 | 17 | 11 | 499 | 3,544 | 1,032 | 922 | 226 | 60 | 1,590 | 10 |
| 528 | 145 | 142 | 20 | ... | 241 | 1,126 | 354 | 141 | 53 | 20 | 628 | 3,678 | 949 | 1,127 | 123 | 107 | 1,602 | 11 |
| 2,149 | 555 | 445 | 62 | 11 | 1,149 | 1,713 | 323 | 342 | 33 | 16 | 1,048 | 5,146 | 1,522 | 1,539 | 37 | 23 | 2,085 | 12 |
| 881 | 218 | 283 | 27 | 29 | 380 | 1,903 | 802 | 260 | 131 | 38 | 841 | 4,778 | 1,549 | 1,067 | 233 | 170 | 2,162 | 13 |
| 4,938 | 1,321 | 556 | 19 | ... | 3,061 | 4,800 | 830 | 1,582 | 11 | ... | 2,388 | 7,158 | 1,788 | 1,319 | 28 | 1 | 4,051 | 14 |
| 5,323 | 1,201 | 1,119 | 271 | 30 | 3,003 | 5,056 | 627 | 2,127 | 26 | 28 | 2,302 | 5,360 | 1,041 | 1,482 | 94 | 23 | 2,837 | 15 |
| 1,070 | 273 | 346 | 26 | 13 | 451 | 3,495 | 661 | 840 | 41 | 32 | 1,904 | 4,167 | 1,094 | 988 | 96 | 39 | 2,085 | 16 |
| 3,252 | 819 | 702 | 69 | 33 | 1,731 | 6,677 | 1,235 | 2,024 | 68 | 31 | 3,418 | 10,266 | 2,711 | 1,016 | 213 | 29 | 6,539 | 17 |
| 1,712 | 314 | 599 | 33 | 44 | 799 | 4,223 | 939 | 1,368 | 133 | 303 | 1,916 | 4,741 | 1,069 | 1,445 | 144 | 152 | 2,227 | 18 |
| 4,546 | 866 | 1,412 | 70 | 16 | 2,268 | 14,971 | 2,279 | 7,503 | 164 | 69 | 5,189 | 11,453 | 2,906 | 3,233 | 87 | 22 | 5,314 | 19 |
| 1,852 | 213 | 916 | 23 | 60 | 723 | 7,105 | 1,046 | 3,092 | 74 | 97 | 2,967 | 8,621 | 2,392 | 1,194 | 245 | 39 | 5,035 | 20 |
| 7,510 | 897 | 3,624 | 41 | 55 | 2,989 | 12,089 | 1,286 | 5,710 | 81 | 29 | 5,093 | 21,524 | 4,308 | 4,689 | 184 | 47 | 12,527 | 21 |
| 4,762 | 1,139 | 1,222 | 145 | 41 | 2,401 | 4,277 | 948 | 1,263 | 61 | 12 | 2,066 | 8,235 | 1,991 | 1,881 | 109 | 19 | 4,363 | 22 |
| 3,220 | 354 | 1,084 | 9 | 31 | 1,742 | 4,963 | 1,113 | 1,422 | 34 | 15 | 2,428 | 7,965 | 2,644 | 956 | 161 | 36 | 4,365 | 23 |
| 2,837 | 324 | 1,126 | 33 | 35 | 1,387 | 5,290 | 666 | 2,190 | 62 | 76 | 2,434 | 9,501 | 2,948 | 1,226 | 266 | 67 | 5,327 | 24 |
| 6,261 | 700 | 3,697 | 162 | 74 | 1,864 | 8,772 | 1,829 | 2,025 | 165 | 21 | 4,918 | 9,161 | 3,036 | 1,133 | 377 | 17 | 4,902 | 25 |
| 528 | 171 | 52 | 15 | 2 | 305 | 502 | 98 | 133 | 3 | 2 | 271 | 344 | 77 | 78 | 6 | ... | 189 | 26 |
| 3,586 | 827 | 789 | 20 | 7 | 1,970 | 14,126 | 2,805 | 3,257 | 77 | 37 | 8,064 | 27,228 | 7,431 | 447 | 412 | 17 | 19,350 | 27 |
| 9 | 2 | 3 | ... | 1 | 4 | 85 | 12 | 29 | ... | ... | 44 | 91 | 19 | 9 | 3 | ... | 63 | 28 |
| 288 | 52 | 72 | ... | 1 | 164 | 1,588 | 285 | 590 | 14 | 58 | 713 | 4,638 | 1,143 | 1,413 | 92 | 86 | 2,082 | 29 |
| ***426*** | ***53*** | ***183*** | ***1*** | ***11*** | ***190*** | ***1,004*** | ***113*** | ***465*** | ***11*** | ***9*** | ***426*** | ***3,018*** | ***702*** | ***810*** | ***77*** | ***28*** | ***1,506*** | |
| 397 | 52 | 163 | 1 | 9 | 182 | 956 | 103 | 459 | 9 | 9 | 394 | 2,545 | 571 | 724 | 65 | 27 | 1,250 | 30 |
| 29 | 1 | 20 | ... | 2 | 8 | 40 | 8 | 6 | 2 | ... | 26 | 345 | 117 | 44 | 12 | 1 | 184 | 31 |
| ... | ... | ... | ... | ... | ... | 8 | 2 | ... | ... | ... | 6 | 128 | 14 | 42 | ... | ... | 72 | 32 |
| ***11,405*** | ***2,270*** | ***2,113*** | ***76*** | ***7*** | ***7,022*** | ***15,592*** | ***2,895*** | ***4,375*** | ***85*** | ***9*** | ***8,322*** | ***20,851*** | ***5,366*** | ***3,177*** | ***95*** | ***42*** | ***12,308*** | |
| 66 | 1 | ... | ... | ... | 65 | 242 | 37 | 11 | 8 | 3 | 194 | 767 | 249 | 72 | 2 | 31 | 416 | 1 |
| 296 | 81 | 38 | 1 | ... | 177 | 1,371 | 314 | 154 | 1 | ... | 903 | 1,272 | 325 | ... | 7 | ... | 947 | 2 |
| 82 | ... | 32 | ... | 5 | 50 | 634 | 239 | 82 | 5 | 1 | 313 | 712 | 133 | 212 | 7 | ... | 367 | 3 |
| 643 | 9 | 148 | ... | ... | 486 | 486 | 94 | 71 | 4 | ... | 321 | 447 | 80 | 160 | 1 | ... | 207 | 4 |
| 238 | 37 | 77 | ... | ... | 124 | 452 | 77 | 133 | 2 | ... | 242 | 566 | 105 | 127 | ... | ... | 334 | 5 |
| 174 | 24 | 70 | 3 | 1 | 80 | 940 | 113 | 418 | ... | ... | 409 | 764 | 145 | 208 | 4 | ... | 411 | 6 |
| 745 | 127 | 201 | 3 | ... | 417 | 896 | 205 | 214 | 21 | ... | 477 | 974 | 322 | 107 | 8 | ... | 545 | 7 |
| 4,938 | 1,321 | 556 | 19 | ... | 3,061 | 4,800 | 830 | 1,582 | 11 | ... | 2,388 | 7,158 | 1,788 | 1,319 | 28 | 1 | 4,051 | 8 |
| 1,785 | 92 | 508 | 4 | ... | 1,185 | 2,343 | 569 | 525 | 10 | ... | 1,249 | 2,278 | 808 | 278 | 22 | 1 | 1,192 | 9 |
| 307 | 54 | 81 | ... | ... | 172 | 1,022 | 111 | 418 | 3 | 3 | 493 | 1,028 | 216 | 102 | 10 | 1 | 710 | 10 |
| 26 | 3 | 11 | ... | ... | 12 | 473 | 50 | 201 | 6 | 2 | 222 | 610 | 21 | 236 | ... | ... | 353 | 11 |
| 606 | 115 | 158 | 4 | 1 | 333 | 435 | 66 | 154 | 4 | ... | 215 | 1,498 | 438 | 95 | 3 | 8 | 965 | 12 |
| 1,499 | 406 | 233 | 42 | ... | 860 | 1,498 | 190 | 412 | 10 | ... | 896 | 2,777 | 736 | 261 | 3 | ... | 1,780 | 13 |



This content downloaded from
106.51.163.168 on Wed, 05 Jun 2024 15:15:17 +00:00
All use subject to https://about.jstor.org/terms

# TABLE

## Occupation. Part II.—Details

CLASS B: SUB-CLASS V.—

Order 33.—Other trade

| DISTRICT, STATE OR CITY. | 121. Grain and pulse dealers. | | | | | | 122. Tobacco, opium, ganja, etc., sellers. | | | | | | 123. Dealers in sheep, goats and pigs. | | | | | |
|---|---|---|---|---|---|---|---|---|---|---|---|---|---|---|---|---|---|---|
| | Total workers and dependents. | Actual workers. | | | | Dependents. | Total workers and dependents. | Actual workers. | | | | Dependents. | Total workers and dependents. | Actual workers. | | | | Dependents. |
| | | Total. | | Partially agriculturist. | | | | Total. | | Partially agriculturist. | | | | Total. | | Partially agriculturist. | | |
| | | Males. | Females. | Males. | Females. | | | Males. | Females. | Males. | Females. | | | Males. | Females. | Males. | Females. | |
| | 868 | 869 | 870 | 871 | 872 | 873 | 874 | 875 | 876 | 877 | 878 | 879 | 880 | 881 | 882 | 883 | 884 | 885 |
| **MADRAS** | *200,859* | *54,823* | *28,607* | *5,961* | *1,350* | *117,429* | *66,291* | *21,452* | *4,661* | *1,921* | *369* | *40,178* | *28,717* | *10,054* | *2,629* | *1,051* | *248* | *16,934* |
| (1) British Territory | *199,733* | *54,597* | *28,350* | *5,913* | *1,327* | *116,786* | *65,733* | *21,234* | *4,649* | *1,892* | *369* | *39,850* | *27,558* | *9,504* | *2,534* | *1,002* | *248* | *15,520* |
| 1. Ganjam | 15,506 | 4,379 | 1,800 | 529 | 131 | 9,327 | 3,394 | 1,098 | 546 | 76 | 58 | 1,750 | 113 | 95 | 3 | 18 | ... | 15 |
| 2. Agency, Ganjam | 6,699 | 1,818 | 1,905 | 225 | 49 | 2,976 | 640 | 211 | 140 | 26 | ... | 289 | ... | ... | ... | ... | ... | ... |
| 3. Vizagapatam | 6,047 | 1,988 | 1,362 | 276 | 139 | 2,697 | 5,349 | 1,555 | 796 | 192 | 110 | 2,998 | 1,645 | 547 | 420 | 60 | 60 | 678 |
| 4. Agency, Vizagapatam | 1,551 | 508 | 375 | 54 | 31 | 668 | 1,239 | 289 | 448 | 35 | 36 | 502 | 32 | 11 | 2 | 3 | .. | 19 |
| 5. Godavari | 6,592 | 1,943 | 1,480 | 140 | 76 | 3,169 | 5,074 | 1,658 | 295 | 128 | 10 | 3,121 | 1,156 | 265 | 74 | 44 | 5 | 817 |
| 6. Agency, Godavari | 235 | 65 | 35 | 2 | 2 | 135 | 42 | 8 | 8 | 2 | ... | 26 | 57 | 16 | 1 | 2 | ... | 40 |
| 7. Kistna | 3,474 | 1,053 | 463 | 135 | 23 | 1,958 | 2,882 | 779 | 232 | 105 | 11 | 1,871 | 602 | 158 | 24 | 27 | 1 | 420 |
| 8. Guntur | 5,614 | 2,039 | 521 | 346 | 98 | 3,054 | 2,081 | 714 | 104 | 93 | 24 | 1,263 | 631 | 351 | 36 | 73 | 2 | 244 |
| 9. Nellore | 2,059 | 676 | 408 | 147 | 39 | 975 | 742 | 264 | 102 | 38 | 9 | 376 | 1,034 | 463 | 76 | 36 | 5 | 495 |
| 10. Cuddapah | 2,394 | 764 | 343 | 172 | 34 | 1,287 | 915 | 308 | 79 | 68 | 5 | 528 | 336 | 192 | 50 | 38 | 3 | 94 |
| 11. Kurnool | 1,871 | 533 | 390 | 85 | 45 | 948 | 361 | 109 | 40 | 17 | 10 | 212 | 2,674 | 1,049 | 347 | 215 | 31 | 1,278 |
| 12. Bellary | 3,052 | 1,002 | 349 | 77 | 13 | 1,701 | 706 | 230 | 159 | 5 | 12 | 317 | 1,737 | 774 | 194 | 49 | 26 | 769 |
| 13. Anantapur | 2,595 | 882 | 493 | 256 | 88 | 1,220 | 275 | 73 | 64 | 4 | 16 | 138 | 1,225 | 426 | 173 | 52 | 30 | 626 |
| 14. Madras | 7,307 | 1,911 | 456 | 31 | 1 | 4,910 | 2,433 | 826 | 65 | 7 | ... | 1,542 | 644 | 154 | 48 | 2 | ... | 442 |
| 15. Chingleput | 3,548 | 909 | 585 | 69 | 29 | 2,054 | 1,517 | 547 | 39 | 22 | ... | 931 | 459 | 153 | 25 | 3 | ... | 281 |
| 16. Chittoor | 3,686 | 1,133 | 264 | 137 | 12 | 2,289 | 1,627 | 575 | 79 | 29 | 2 | 973 | 842 | 186 | 82 | 4 | 26 | 574 |
| 17. North Arcot | 10,018 | 2,786 | 1,068 | 375 | 23 | 6,164 | 3,575 | 1,037 | 63 | 83 | 2 | 2,445 | 1,425 | 474 | 112 | 56 | 7 | 839 |
| 18. Salem | 11,321 | 3,287 | 1,290 | 768 | 191 | 6,744 | 4,968 | 839 | 171 | 49 | 46 | 1,158 | 572 | 192 | 102 | 25 | 3 | 278 |
| 19. Coimbatore | 14,444 | 3,741 | 2,870 | 226 | 27 | 7,833 | 6,207 | 1,668 | 410 | 104 | 3 | 4,129 | 2,517 | 855 | 182 | 50 | 8 | 1,480 |
| 20. South Arcot | 4,419 | 903 | 865 | 94 | 31 | 2,651 | 1,241 | 427 | 84 | 25 | 3 | 730 | 611 | 241 | 62 | 48 | 12 | 308 |
| 21. Tanjore | 13,595 | 3,332 | 2,215 | 270 | 20 | 8,048 | 3,728 | 1,078 | 171 | 55 | ... | 2,479 | 3,147 | 959 | 151 | 50 | 1 | 2,037 |
| 22. Trichinopoly | 8,680 | 2,383 | 1,332 | 277 | 45 | 4,965 | 5,494 | 2,408 | 145 | 129 | 4 | 3,941 | 1,756 | 684 | 140 | 72 | 22 | 932 |
| 23. Madura | 7,441 | 1,393 | 1,987 | 195 | 41 | 4,021 | 1,650 | 562 | 70 | 13 | 3 | 1,018 | 1,344 | 316 | 145 | 15 | 2 | 883 |
| 24. Ramnad | 11,105 | 2,895 | 2,328 | 154 | 69 | 5382 | 3,292 | 1,741 | 62 | 377 | ... | 1,489 | 928 | 234 | 49 | 19 | 1 | 645 |
| 25. Tinnevelly | 6,686 | 1,209 | 1,384 | 138 | 32 | 4,053 | 2,356 | 788 | 233 | 141 | 5 | 1,335 | 983 | 383 | 16 | 34 | 3 | 584 |
| 26. Nilgiris | 596 | 266 | 35 | 15 | ... | 295 | 34 | 14 | 3 | ... | ... | 17 | 69 | 24 | ... | 2 | ... | 45 |
| 27. Malabar | 36,661 | 10,085 | 1,586 | 599 | 37 | 24,990 | 4,650 | 1,201 | 33 | 49 | ... | 3,416 | 1,007 | 296 | 20 | 5 | ... | 691 |
| 28. Anjengo | 32 | 5 | 9 | 1 | 1 | 18 | ... | ... | ... | ... | ... | ... | ... | ... | ... | ... | ... | ... |
| 29. South Canara | 2,505 | 709 | 152 | 120 | ... | 1,644 | 1,261 | 397 | 8 | 20 | ... | 856 | 12 | 6 | ... | ... | ... | 6 |
| (2) Feudatory States | *1,126* | *226* | *257* | *48* | *23* | *643* | *558* | *218* | *12* | *29* | ... | *328* | *1,159* | *550* | *95* | *49* | ... | *514* |
| 30. Pudukkóttai | 953 | 171 | 255 | 30 | 23 | 527 | 460 | 179 | 9 | 29 | ... | 272 | 882 | 361 | 74 | 38 | ... | 447 |
| 31. Banganapalle | 167 | 52 | 2 | 18 | | 113 | 75 | 22 | 3 | ... | ... | 50 | 277 | 189 | 21 | 11 | ... | 67 |
| 32. Sandur | 6 | 3 | ... | ... | ... | 3 | 23 | 17 | ... | ... | ... | 6 | ... | ... | ... | ... | ... | ... |
| (3) Cities | *19,251* | *4,519* | *2,026* | *129* | *12* | *12,706* | *9,422* | *3,468* | *213* | *77* | *32* | *5,741* | *1,668* | *435* | *87* | *6* | ... | *1,146* |
| 1. Bellary | 496 | 96 | 14 | 5 | 3 | 386 | 42 | 10 | 5 | ... | 5 | 27 | 121 | 6 | ... | ... | ... | 115 |
| 2. Calicut | 1,305 | 384 | 24 | 12 | ... | 897 | 356 | 92 | ... | 3 | ... | 264 | 86 | ... | ... | ... | ... | 86 |
| 3. Cocanada | 901 | 267 | 147 | 12 | 3 | 487 | 514 | 228 | 19 | 2 | 3 | 267 | 163 | 51 | ... | ... | ... | 112 |
| 4. Coimbatore | 451 | 161 | 24 | 8 | | 266 | 350 | 129 | 16 | 3 | ... | 205 | 33 | 19 | ... | 2 | ... | 14 |
| 5. Conjeeveram | 488 | 110 | 48 | 6 | | 330 | 185 | 65 | 4 | 2 | ... | 116 | 27 | 5 | ... | ... | ... | 22 |
| 6. Cuddalore | 605 | 58 | 140 | 1 | 3 | 407 | 92 | 27 | 7 | ... | 2 | 58 | 20 | 8 | ... | ... | ... | 12 |
| 7. Kumbakónam | 718 | 128 | 146 | 4 | 1 | 444 | 247 | 57 | 2 | 1 | ... | 188 | 9 | 5 | ... | ... | ... | 4 |
| 8. Madras | 7,307 | 1,911 | 456 | 31 | 1 | 4,910 | 2,433 | 826 | 65 | 7 | ... | 1,542 | 644 | 154 | 48 | 2 | ... | 442 |
| 9. Madura | 1,901 | 311 | 399 | 17 | ... | 1,191 | 160 | 86 | 3 | 5 | ... | 71 | 25 | 15 | ... | ... | ... | 10 |
| 10. Negapatam | 768 | 172 | 101 | 12 | 1 | 495 | 398 | 95 | 6 | 1 | ... | 297 | 10 | ... | ... | ... | ... | 10 |
| 11. Salem | 1,041 | 234 | 44 | 8 | ... | 763 | 300 | 86 | 48 | 10 | 22 | 166 | 15 | 6 | ... | ... | ... | 9 |
| 12. Tanjore | 1,009 | 196 | 172 | 7 | .. | 641 | 556 | 182 | 14 | ... | ... | 360 | 430 | 107 | 39 | 2 | ... | 284 |
| 13. Trichinopoly | 2,261 | 491 | 311 | 6 | ... | 1,459 | 3,789 | 1,585 | 24 | 43 | ... | 2,180 | 85 | 59 | ... | ... | ... | 26 |

This content downloaded from
106.51.163.168 on Wed, 05 Jun 2024 15:15:17 +00:00
All use subject to https://about.jstor.org/terms

# XV-A.

—.

## for districts, etc.—*continued.*

TRADE—*cont.*

in foodstuffs—*concld.*

| 124. Dealers in hay, grass and fodder. | | | | | | Order 34.—(Group 125) Trade in clothing and toilet articles (trade in ready-made clothing and other articles of dress and the toilet: hats, umbrellas, socks, ready-made shoes, perfumes, etc.). | | | | | | Total Order 35. | | | | | | |
|---|---|---|---|---|---|---|---|---|---|---|---|---|---|---|---|---|---|---|
| Total workers and dependents. | Actual workers. | | | | Dependents. | Total workers and dependents. | Actual workers. | | | | Dependents. | Total workers and dependents. | Actual workers. | | | | Dependents. | NUMBER. |
| | Total. | | Partially agriculturist. | | | | Total. | | Partially agriculturist. | | | | Total. | | Partially agriculturist. | | | |
| | Males. | Females. | Males. | Females. | | | Males. | Females. | Males. | Females. | | | Males. | Females. | Males. | Females. | | |
| 886 | 887 | 888 | 889 | 890 | 891 | 892 | 893 | 894 | 895 | 896 | 897 | 898 | 899 | 900 | 901 | 902 | 903 | |
| *23,434* | *4,408* | *10,890* | *394* | *359* | *8,136* | *90,079* | *25,980* | *5,737* | *2,620* | *795* | *58,362* | *28,983* | *8,628* | *1,968* | *627* | *109* | *18,387* | |
| *23,113* | *4,360* | *10,692* | *388* | *326* | *8,061* | *88,998* | *25,643* | *5,707* | *2,544* | *793* | *57,648* | *28,313* | *8,475* | *1,655* | *623* | *53* | *18,183* | |
| 264 | 54 | 137 | 21 | ... | 73 | 4,154 | 1,355 | 662 | 85 | 52 | 2,137 | 1,229 | 546 | 75 | 23 | ... | 608 | 1 |
| ... | ... | ... | ... | ... | ... | 390 | 60 | 145 | ... | 7 | 185 | 79 | 6 | 19 | ... | ... | 54 | 2 |
| 1,861 | 470 | 785 | 60 | 36 | 606 | 620 | 308 | 100 | 48 | 2 | 212 | 548 | 159 | 35 | 23 | 1 | 344 | 3 |
| 85 | 31 | 22 | 5 | 1 | 32 | 789 | 243 | 170 | 8 | 4 | 376 | 168 | 72 | 10 | 8 | ... | 86 | 4 |
| 638 | 160 | 217 | 9 | 7 | 261 | 4,017 | 1,237 | 615 | 87 | 24 | 2,165 | 751 | 414 | 7 | 11 | ... | 330 | 5 |
| 24 | ... | 22 | ... | ... | 2 | 185 | 83 | 22 | 7 | 2 | 80 | 31 | 10 | 2 | ... | ... | 19 | 6 |
| 459 | 83 | 254 | 8 | 7 | 122 | 4,529 | 1,628 | 431 | 152 | 47 | 2,470 | 799 | 196 | 29 | 9 | ... | 574 | 7 |
| 1,018 | 71 | 741 | 13 | 64 | 206 | 1,088 | 361 | 95 | 96 | 4 | 632 | 407 | 62 | 26 | 4 | ... | 319 | 8 |
| 1,172 | 144 | 746 | 9 | 44 | 282 | 630 | 298 | 24 | 53 | ... | 308 | 111 | 39 | 9 | 6 | 3 | 63 | 9 |
| 656 | 130 | 381 | 2 | 21 | 145 | 210 | 48 | 40 | 1 | ... | 122 | 286 | 87 | 19 | 37 | 2 | 180 | 10 |
| 147 | 10 | 86 | ... | 9 | 51 | 2,092 | 721 | 257 | 78 | 45 | 1,114 | 223 | 147 | 23 | 4 | ... | 53 | 11 |
| 678 | 255 | 253 | 32 | 8 | 170 | 316 | 69 | 50 | 25 | 11 | 197 | 986 | 293 | 188 | 3 | 1 | 525 | 12 |
| 366 | 154 | 53 | ... | ... | 159 | 6,444 | 3,302 | 783 | 178 | 518 | 2,359 | 235 | 93 | 4 | 43 | ... | 136 | 13 |
| 290 | 26 | 126 | ... | ... | 138 | 2,825 | 814 | 36 | 4 | ... | 1,975 | 2,532 | 863 | 31 | 4 | ... | 1,638 | 14 |
| 2,587 | 868 | 736 | 117 | 3 | 983 | 2,144 | 219 | 98 | 5 | 23 | 1,827 | 1,122 | 391 | 26 | 40 | 2 | 705 | 15 |
| 462 | 102 | 124 | 11 | 4 | 236 | 3,227 | 1,222 | 120 | 220 | 6 | 1,885 | 309 | 85 | 4 | 12 | ... | 220 | 16 |
| 1,061 | 122 | 623 | 14 | 8 | 316 | 5,117 | 1,430 | 81 | 245 | 4 | 3,606 | 1,731 | 453 | 80 | 78 | 9 | 1,198 | 17 |
| 777 | 185 | 341 | 22 | 1 | 251 | 2,915 | 876 | 223 | 100 | 15 | 1,816 | 1,124 | 361 | 103 | 26 | 22 | 660 | 18 |
| 2,351 | 216 | 1,545 | 3 | 2 | 590 | 9,642 | 2,633 | 492 | 137 | 5 | 6,517 | 2,280 | 634 | 291 | 31 | 3 | 1,355 | 19 |
| 445 | 40 | 310 | 7 | 5 | 95 | 2,423 | 723 | 86 | 122 | 1 | 1,614 | 1,134 | 453 | 74 | 46 | 1 | 607 | 20 |
| 1,510 | 59 | 997 | 2 | 36 | 454 | 11,982 | 2,984 | 259 | 274 | 1 | 8,739 | 3,379 | 836 | 252 | 68 | 3 | 2,291 | 21 |
| 807 | 159 | 338 | 4 | 7 | 310 | 3,498 | 916 | 79 | 131 | 5 | 2,503 | 1,179 | 346 | 40 | 28 | 2 | 793 | 22 |
| 1,415 | 67 | 1965 | 4 | 48 | 383 | 5,053 | 1,000 | 155 | 156 | ... | 3,898 | 479 | 129 | 16 | 24 | ... | 334 | 23 |
| 1,463 | 213 | 403 | 10 | ... | 847 | 8,179 | 1,749 | 302 | 196 | 3 | 6,128 | 1,375 | 245 | 132 | 30 | 4 | 998 | 24 |
| 1,583 | 400 | 297 | 33 | 2 | 796 | 4,080 | 841 | 191 | 115 | 6 | 3,048 | 2,101 | 562 | 84 | 45 | ... | 1,455 | 25 |
| 79 | 17 | 42 | ... | ... | 20 | 41 | 15 | ... | ... | ... | 26 | 86 | 33 | 2 | 7 | ... | 51 | 26 |
| 774 | 198 | 143 | 4 | 13 | 133 | 2,185 | 481 | 100 | 21 | 3 | 1,604 | 3,369 | 864 | 83 | 9 | ... | 2,422 | 27 |
| 4 | ... | ... | ... | ... | 4 | ... | ... | ... | ... | ... | ... | 7 | 4 | ... | ... | ... | 3 | 28 |
| 137 | 36 | 5 | ... | ... | 96 | 223 | 27 | 91 | ... | 5 | 105 | 253 | 82 | 11 | 4 | ... | 160 | 29 |
| *321* | *48* | *198* | *6* | *33* | *75* | *1,081* | *337* | *30* | *76* | *2* | *714* | *670* | *153* | *313* | *4* | *56* | *204* | |
| 226 | 7 | 180 | ... | 33 | 39 | 1,081 | 337 | 30 | 76 | 2 | 714 | 638 | 128 | 313 | 4 | 56 | 197 | 30 |
| 21 | 2 | 18 | ... | ... | 1 | ... | ... | ... | ... | ... | ... | 32 | 25 | ... | ... | ... | 7 | 31 |
| 74 | 39 | ... | 6 | ... | 35 | ... | ... | ... | ... | ... | ... | ... | ... | ... | ... | ... | ... | 32 |
| *2,183* | *471* | *877* | *33* | *29* | *835* | *10,388* | *2,285* | *231* | *84* | ... | *7,872* | *4,505* | *1,341* | *114* | *23* | ... | *3,050* | |
| 132 | 62 | 57 | 3 | 29 | 13 | 12 | 4 | ... | ... | ... | 8 | 15 | 15 | .... | ... | ... | ... | 1 |
| 84 | 31 | ... | ... | ... | 53 | 162 | 88 | ... | 5 | ... | 74 | 409 | 112 | ... | ... | ... | 297 | 2 |
| 88 | 22 | 40 | 4 | ... | 21 | 220 | 57 | 32 | ... | ... | 131 | 19 | 5 | ... | 1 | ... | 14 | 3 |
| 82 | 3 | 58 | ... | ... | 26 | 1,111 | 309 | 40 | 23 | ... | 762 | 99 | 36 | 15 | 6 | .. | 48 | 4 |
| 424 | 225 | ... | 25 | ... | 199 | 983 | 46 | 13 | 3 | ... | 924 | 97 | 32 | 2 | 2 | ... | 63 | 5 |
| 147 | ... | 127 | ... | ... | 20 | 13 | ... | 1 | ... | ... | 12 | 112 | 15 | 28 | 1 | ... | 69 | 6 |
| 135 | 5 | 100 | ... | ... | 30 | 1,135 | 300 | 5 | 30 | ... | 830 | 480 | 128 | 4 | 6 | ... | 348 | 7 |
| 290 | 26 | 126 | ... | ... | 138 | 2,825 | 814 | 36 | 4 | ... | 1,975 | 2,532 | 863 | 31 | 4 | ... | 1,638 | 8 |
| 52 | 1 | 29 | ... | ... | 22 | 483 | 35 | 6 | ... | ... | 442 | 123 | 35 | 4 | 1 | ... | 84 | 9 |
| 80 | 1 | 12 | ... | ... | 67 | 1,636 | 326 | 23 | 8 | ... | 1,287 | 66 | 31 | ... | ... | ... | 35 | 10 |
| 263 | 55 | 120 | ... | ... | 88 | 73 | 18 | ... | ... | ... | 55 | 117 | 12 | 5 | ... | ... | 100 | 11 |
| 310 | 17 | 184 | 1 | ... | 109 | 1,086 | 238 | 74 | 11 | ... | 774 | 168 | 54 | 3 | 2 | ... | 111 | 12 |
| 96 | 23 | 24 | ... | ... | 49 | 649 | 50 | 1 | ... | ... | 598 | 268 | 3 | 22 | ... | ... | 243 | 13 |

This content downloaded from
106.51.163.168 on Wed, 05 Jun 2024 15:15:17 +00:00
All use subject to https://about.jstor.org/terms

| DISTRICT, STATE OR CITY. | Order 35.—Trade in furniture. | | | | | | | | | | | Order 36.—(Group 128) Trade in building materials (stones, bricks, plaster, cement, sand, tiles, thatch, etc.). | | | | | |
|---|---|---|---|---|---|---|---|---|---|---|---|---|---|---|---|---|---|
| | 126. Trade in furniture, carpets, curtains and bedding. | | | | | | 127. Hardware, cooking utensils, porcelain, crockery, glassware, bottles, articles for gardening, the cellar, etc. | | | | | | | | | | |
| | Total workers and dependents. | Actual workers. | | | | Dependents. | Total workers and dependents. | Actual workers. | | | | Dependents. | Total workers and dependents. | Actual workers. | | | | Dependents. |
| | | Total. | | Partially agriculturist. | | | | Total. | | Partially agriculturist. | | | | Total. | | Partially agriculturist. | | |
| | | Males. | Females. | Males. | Females. | | | Males. | Females. | Males. | Females. | | | Males. | Females. | Males. | Females. | |
| | 904 | 905 | 906 | 907 | 908 | 909 | 910 | 911 | 912 | 913 | 914 | 915 | 916 | 917 | 918 | 919 | 920 | 921 |
| **MADRAS** | *7,720* | *2,282* | *1,408* | *171* | *40* | *4,030* | *21,263* | *6,346* | *560* | *456* | *69* | *14,357* | *25,808* | *6,915* | *5,802* | *686* | *451* | *13,091* |
| **(1) British Territory** | *7,348* | *2,251* | *1,143* | *170* | *23* | *3,954* | *20,965* | *6,224* | *512* | *453* | *30* | *14,229* | *24,734* | *6,562* | *5,640* | *635* | *432* | *12,532* |
| 1. Ganjám | 184 | 64 | 72 | 8 | ... | 48 | 1,045 | 482 | 3 | 15 | ... | 560 | 104 | 17 | 46 | 2 | 31 | 41 |
| 2. Agency, Ganjám | ... | ... | ... | ... | ... | ... | 79 | 6 | 19 | ... | ... | 54 | ... | ... | ... | ... | ... | ... |
| 3. Vizagapatam | 312 | 99 | 20 | 21 | 1 | 184 | 236 | 70 | 6 | 2 | ... | 160 | 767 | 170 | 255 | 12 | 33 | 342 |
| 4. Agency, Vizagapatam. | 54 | 14 | 3 | 4 | ... | 37 | 114 | 58 | 7 | 4 | ... | 40 | 53 | 8 | 28 | ... | 1 | 17 |
| 5. Gódávari | 337 | 244 | 1 | 6 | ... | 92 | 414 | 170 | 6 | 5 | ... | 238 | 877 | 308 | 251 | 52 | 37 | 318 |
| 6. Agency, Gódávari | 18 | 9 | 2 | ... | ... | 7 | 13 | 1 | ... | ... | ... | 12 | 45 | 14 | 13 | ... | ... | 18 |
| 7. Kistna | 122 | 37 | 28 | 3 | ... | 57 | 677 | 159 | 1 | 6 | ... | 517 | 656 | 241 | 197 | 27 | 9 | 216 |
| 8. Guntúr | ... | ... | ... | ... | ... | ... | 407 | 62 | 26 | 4 | ... | 319 | 104 | 42 | 11 | 2 | ... | 51 |
| 9. Nellore | 54 | 25 | 4 | 5 | ... | 25 | 57 | 14 | 5 | 1 | 3 | 38 | 107 | 21 | 32 | 4 | 7 | 51 |
| 10. Cuddapah | 62 | 42 | 2 | 7 | 2 | 18 | 224 | 45 | 17 | 30 | ... | 162 | 346 | 158 | 103 | 41 | 15 | 185 |
| 11. Kurnool | 88 | 41 | 15 | 3 | ... | 32 | 135 | 106 | 8 | 1 | ... | 21 | 419 | 160 | 94 | 8 | 12 | 145 |
| 12. Bellary | 218 | 72 | 110 | 3 | 1 | 36 | 768 | 221 | 58 | ... | ... | 489 | 349 | 106 | 101 | 10 | ... | 132 |
| 13. Anantapur | 81 | 43 | ... | 7 | ... | 38 | 154 | 50 | 4 | 36 | ... | 100 | 1,478 | 519 | 327 | 95 | 50 | 532 |
| 14. Madras | 332 | 92 | 12 | 2 | ... | 228 | 2,200 | 771 | 19 | 2 | ... | 1,410 | 571 | 135 | 35 | 4 | ... | 101 |
| 15. Chingleput | 182 | 20 | 19 | 1 | 2 | 143 | 940 | 371 | 7 | 39 | ... | 523 | 1,278 | 342 | 340 | 18 | 25 | 553 |
| 16. Chittoor | 6 | 3 | 1 | ... | ... | 2 | 303 | 82 | 3 | 12 | ... | 218 | 940 | 284 | 254 | 56 | 10 | 402 |
| 17. North Arcot | 248 | 20 | 52 | 3 | 9 | 170 | 1,483 | 427 | 28 | 75 | ... | 1,028 | 1,429 | 328 | 539 | 45 | 71 | 562 |
| 18. Salem | 256 | 61 | 58 | 4 | 1 | 137 | 868 | 300 | 45 | 22 | 21 | 523 | 892 | 210 | 300 | 26 | 42 | 152 |
| 19. Coimbatore | 704 | 193 | 204 | 12 | ... | 307 | 1,576 | 441 | 87 | 19 | 3 | 1,048 | 2,179 | 356 | 830 | 19 | 6 | 993 |
| 20. South Arcot | 225 | 81 | 28 | 11 | 1 | 116 | 909 | 372 | 46 | 35 | ... | 491 | 1,126 | 252 | 267 | 48 | 47 | 607 |
| 21. Tanjore | 847 | 189 | 211 | 19 | 2 | 447 | 2,532 | 647 | 41 | 49 | 1 | 1,844 | 2,255 | 551 | 387 | 37 | 5 | 1,317 |
| 22. Trichinopoly | 295 | 114 | 11 | 13 | ... | 170 | 884 | 232 | 20 | 15 | 2 | 623 | 1,600 | 397 | 213 | 41 | 20 | 960 |
| 23. Madura | 233 | 62 | 14 | 2 | ... | 157 | 246 | 67 | 2 | 22 | ... | 177 | 974 | 231 | 270 | 13 | 3 | 477 |
| 24. Rámnád | 310 | 56 | 126 | 7 | 4 | 128 | 1,065 | 189 | 6 | 23 | ... | 870 | 1,902 | 617 | 291 | 27 | 6 | 961 |
| 25. Tinnevelly | 1,450 | 444 | 82 | 23 | ... | 924 | 651 | 118 | 2 | 22 | ... | 531 | 1,554 | 420 | 178 | 28 | ... | 956 |
| 26. Nilgiris | ... | ... | ... | ... | ... | ... | 86 | 33 | 2 | 7 | ... | 51 | 29 | 14 | 1 | ... | ... | 14 |
| 27. Malabar | 718 | 217 | 52 | 6 | ... | 449 | 2,651 | 647 | 31 | 3 | ... | 1,973 | 1,636 | 418 | 178 | 11 | 2 | 1,019 |
| 28. Anjengo | ... | ... | ... | ... | ... | ... | 7 | 4 | ... | ... | ... | 3 | ... | ... | ... | ... | ... | ... |
| 29. South Canara | 12 | 3 | 7 | ... | ... | 2 | 241 | 79 | 4 | 4 | ... | 158 | 964 | 210 | 66 | 6 | ... | 682 |
| **(2) Feudatory States** | *372* | *31* | *265* | *1* | *17* | *76* | *298* | *122* | *48* | *3* | *39* | *128* | *1,074* | *353* | *162* | *51* | *19* | *559* |
| 30. Pudukkottai | 356 | 17 | 265 | 1 | 17 | 74 | 282 | 111 | 48 | 3 | 39 | 123 | 873 | 275 | 158 | 28 | 19 | 440 |
| 31. Banganapalle | 16 | 14 | ... | ... | ... | 2 | 16 | 11 | ... | ... | ... | 5 | 201 | 78 | 4 | 23 | ... | 119 |
| 32. Sandúr | ... | ... | ... | ... | ... | ... | ... | ... | ... | ... | ... | ... | ... | ... | ... | ... | ... | ... |
| **(3) Cities** | *789* | *178* | *38* | *6* | ... | *573* | *3,716* | *1,163* | *76* | *17* | ... | *2,477* | *2,322* | *337* | *361* | *9* | *4* | *1,624* |
| 1. Bellary | ... | ... | ... | ... | ... | ... | 15 | 15 | ... | ... | ... | ... | 36 | ... | ... | ... | ... | 35 |
| 2. Calicut | 130 | 11 | ... | ... | ... | 119 | 279 | 101 | ... | ... | ... | 178 | 42 | 5 | ... | 1 | ... | 37 |
| 3. Cocanada | 6 | 2 | ... | ... | ... | 4 | 13 | 3 | ... | 1 | ... | 10 | 68 | 24 | 4 | ... | ... | 40 |
| 4. Coimbatore | 51 | 6 | 15 | 3 | ... | 30 | 48 | 30 | ... | 3 | ... | 18 | 559 | 2 | 187 | ... | 4 | 370 |
| 5. Conjeveram | 10 | 7 | ... | ... | ... | 3 | 87 | 25 | 2 | 2 | ... | 60 | 43 | 6 | 15 | ... | ... | 22 |
| 6. Cuddalore | 1 | ... | ... | ... | ... | 1 | 111 | 15 | 28 | 1 | ... | 68 | 215 | 8 | 19 | ... | ... | 188 |
| 7. Kumbakónam | 10 | 4 | ... | ... | ... | 6 | 470 | 124 | 4 | 6 | ... | 342 | 284 | 104 | 9 | 3 | ... | 171 |
| 8. Madras | 332 | 92 | 12 | 2 | ... | 228 | 2,200 | 771 | 19 | 2 | ... | 1,410 | 571 | 135 | 35 | 4 | ... | 401 |
| 9. Madura | 123 | 35 | 4 | 1 | ... | 84 | ... | ... | ... | ... | ... | ... | 49 | 3 | ... | ... | ... | 46 |
| 10. Negapatam | 13 | 4 | ... | ... | ... | 9 | 53 | 27 | ... | ... | ... | 26 | 99 | 12 | 26 | ... | ... | 61 |
| 11. Salem | 11 | 2 | ... | ... | ... | 9 | 106 | 10 | 5 | ... | ... | 91 | 6 | ... | 2 | ... | ... | 4 |
| 12. Tanjore | 51 | 15 | 2 | ... | ... | 34 | 117 | 39 | 1 | 2 | ... | 77 | 161 | 37 | 7 | 1 | ... | 117 |
| 13. Trichinopoly | 51 | ... | 5 | ... | ... | 46 | 217 | 3 | 17 | ... | ... | 197 | 189 | ... | 57 | ... | ... | 132 |

This content downloaded from
106.51.163.168 on Wed, 05 Jun 2024 15:15:17 +00:00
All use subject to https://about.jstor.org/terms

# XV-A.

## for districts, etc.—*continued.*

TRADE—*cont.*

| Order 37.—(Group 129). Trade in means of transport (dealers and hirers of elephants, camels, horses, cattle, asses, mules, etc.; sellers—not makers—of carriages, saddlery, etc.). | | | | | | Order 38.—(Group 130). Trade in fuel (dealers in firewood, charcoal, coal, cowdung, etc.). | | | | | | Total Order 39. | | | | | | |
|---|---|---|---|---|---|---|---|---|---|---|---|---|---|---|---|---|---|---|
| Total workers and dependents. | Actual workers. | | | | Dependents. | Total workers and dependents. | Actual workers. | | | | Dependents. | Total workers and dependents. | Actual workers. | | | | Dependents. | NUMBER. |
| | Total. | | Partially agriculturist. | | | | Total. | | Partially agriculturist. | | | | Total. | | Partially agriculturist. | | | |
| | Males. | Females. | Males. | Females. | | | Males. | Females. | Males. | Females. | | | Males. | Females. | Males. | Females. | | |
| 922 | 923 | 924 | 925 | 926 | 927 | 928 | 929 | 930 | 931 | 932 | 933 | 934 | 935 | 936 | 937 | 938 | 939 | |
| *27,999* | *10,357* | *1,034* | *890* | *146* | *16,608* | *86,234* | *21,777* | *29,411* | *2,630* | *3,062* | *35,046* | *88,179* | *26,136* | *9,411* | *2,978* | *641* | *52,632* | |
| *27,671* | *10,248* | *1,006* | *881* | *126* | *16,417* | *85,551* | *21,677* | *29,106* | *2,617* | *3,055* | *34,768* | *87,106* | *25,761* | *9,248* | *2,928* | *636* | *52,097* | |
| 974 | 263 | 83 | 38 | 17 | 628 | 16,657 | 2,963 | 8,114 | 459 | 1,522 | 5,580 | 1,879 | 374 | 500 | 34 | 52 | 1,005 | 1 |
| 920 | 425 | 10 | 13 | ... | 485 | 716 | 219 | 287 | 28 | ... | 210 | 31 | 2 | 15 | ... | ... | 14 | 2 |
| 347 | 161 | 43 | 13 | ... | 143 | 8,652 | 2,429 | 3,207 | 413 | 295 | 3,016 | 5,024 | 1,912 | 986 | 161 | 23 | 2,126 | 3 |
| 527 | 262 | 64 | 3 | 18 | 201 | 2,821 | 620 | 1,239 | 83 | 40 | 962 | 771 | 242 | 168 | 24 | 6 | 361 | 4 |
| 249 | 39 | 8 | 8 | ... | 202 | 2,969 | 933 | 674 | 61 | 77 | 1,362 | 3,190 | 1,285 | 222 | 67 | 17 | 1,683 | 5 |
| 25 | 19 | ... | 4 | ... | 6 | 460 | 138 | 241 | ... | ... | 81 | 162 | 51 | 54 | 2 | 2 | 57 | 6 |
| 227 | 93 | 5 | 21 | ... | 129 | 2,431 | 766 | 579 | 92 | 37 | 1,086 | 2,369 | 720 | 321 | 36 | 8 | 1,328 | 7 |
| 610 | 341 | 48 | 16 | 9 | 221 | 2,317 | 589 | 658 | 96 | 19 | 1,070 | 3,544 | 1,499 | 401 | 556 | 26 | 1,644 | 8 |
| 623 | 277 | 21 | 38 | 1 | 325 | 10,481 | 2,803 | 3,099 | 554 | 332 | 4,579 | 5,669 | 1,744 | 527 | 269 | 94 | 3,389 | 9 |
| 262 | 139 | 13 | 9 | ... | 110 | 2,830 | 1,054 | 394 | 69 | 52 | 1,382 | 2,502 | 686 | 367 | 95 | 21 | 1,449 | 10 |
| 1,084 | 508 | 102 | 89 | 3 | 474 | 957 | 390 | 185 | 32 | 13 | 472 | 1,280 | 435 | 189 | 50 | 17 | 656 | 11 |
| 684 | 371 | 168 | 121 | ... | 145 | 3,174 | 687 | 1,477 | 96 | 33 | 1,010 | 1,745 | 614 | 281 | 118 | 19 | 850 | 12 |
| 117 | 78 | ... | 8 | ... | 39 | 2,729 | 891 | 746 | 124 | 117 | 1,092 | 3,265 | 1,096 | 597 | 152 | 124 | 1,572 | 13 |
| 348 | 111 | 3 | 4 | ... | 234 | 2,827 | 786 | 357 | 13 | ... | 1,684 | 6,306 | 1,913 | 296 | 24 | ... | 4,097 | 14 |
| 151 | 60 | ... | 9 | ... | 91 | 1,800 | 529 | 541 | 40 | 30 | 730 | 2,200 | 721 | 265 | 74 | 13 | 1,214 | 15 |
| 266 | 79 | 12 | 11 | ... | 175 | 5,085 | 1,314 | 1,714 | 120 | 148 | 2,057 | 5,810 | 892 | 450 | 284 | 45 | 4,468 | 16 |
| 1,851 | 799 | 63 | 138 | 4 | 989 | 2,063 | 625 | 555 | 97 | 43 | 885 | 4,182 | 1,225 | 466 | 182 | 21 | 2,497 | 17 |
| 2,165 | 602 | 156 | 39 | 72 | 1,407 | 2,518 | 629 | 988 | 64 | 105 | 901 | 1,607 | 405 | 237 | 53 | 28 | 965 | 18 |
| 4,660 | 1,765 | 136 | 45 | ... | 2,759 | 1,856 | 243 | 919 | 8 | 2 | 694 | 2,470 | 724 | 224 | 31 | 6 | 1,522 | 19 |
| 765 | 382 | 14 | 57 | 1 | 369 | 611 | 154 | 89 | 13 | ... | 368 | 3,066 | 1,042 | 495 | 167 | 41 | 1,529 | 20 |
| 1,748 | 581 | 35 | 18 | ... | 1,132 | 1,210 | 238 | 287 | 5 | 2 | 685 | 10,180 | 2,613 | 582 | 144 | 16 | 6,985 | 21 |
| 1,147 | 521 | ... | 35 | ... | 626 | 1,622 | 661 | 406 | 45 | 9 | 555 | 3,534 | 1,244 | 350 | 111 | 14 | 1,940 | 22 |
| 822 | 276 | ... | 27 | ... | 546 | 1,912 | 490 | 668 | 13 | 61 | 754 | 2,457 | 724 | 264 | 65 | 11 | 1,469 | 23 |
| 1,131 | 305 | 8 | 31 | 1 | 818 | 1,290 | 197 | 496 | 18 | 17 | 497 | 4,301 | 968 | 415 | 104 | 3 | 2,918 | 24 |
| 957 | 330 | 1 | 28 | ... | 626 | 1,221 | 256 | 524 | 22 | 59 | 541 | 3,550 | 656 | 245 | 58 | 3 | 2,649 | 25 |
| 88 | 29 | 1 | 2 | ... | 58 | 175 | 30 | 61 | 3 | 1 | 84 | 495 | 438 | 5 | 1 | ... | 52 | 26 |
| 4,359 | 1,289 | 8 | 51 | ... | 3,062 | 3,215 | 916 | 468 | 39 | 28 | 1,830 | 2,810 | 899 | 101 | 10 | ... | 1,810 | 27 |
| ... | ... | ... | ... | ... | ... | 19 | 6 | 2 | ... | ... | 11 | 1 | 1 | ... | ... | ... | ... | 28 |
| 564 | 143 | 4 | 5 | ... | 417 | 933 | 211 | 130 | 10 | 10 | 592 | 2,715 | 636 | 231 | 56 | 26 | 1,848 | 29 |
| *328* | *109* | *28* | *9* | *20* | *191* | *683* | *100* | *305* | *13* | *7* | *278* | *1,073* | *375* | *163* | *50* | *5* | *535* | |
| 277 | 76 | 26 | 6 | 20 | 175 | 158 | 20 | 78 | ... | 1 | 60 | 827 | 283 | 148 | 34 | 5 | 396 | 30 |
| 51 | 33 | 2 | 3 | ... | 16 | 234 | 67 | 54 | 11 | ... | 113 | 218 | 71 | 12 | 16 | ... | 135 | 31 |
| ... | ... | ... | ... | ... | ... | 291 | 13 | 173 | 2 | 6 | 105 | 28 | 21 | 3 | ... | ... | 4 | 32 |
| *1,074* | *316* | *62* | *6* | *3* | *696* | *5,072* | *1,644* | *577* | *76* | *...* | *2,851* | *13,545* | *3,917* | *574* | *130* | *10* | *9,054* | |
| 27 | 10 | 3 | ... | 3 | 14 | ... | ... | ... | ... | ... | ... | 221 | 63 | ... | ... | ... | 158 | 1 |
| 108 | 36 | ... | ... | ... | 72 | 218 | 66 | ... | 2 | ... | 152 | 233 | 63 | 2 | ... | ... | 168 | 2 |
| 11 | 6 | 3 | 1 | ... | 2 | 90 | 25 | 19 | 2 | ... | 46 | 591 | 144 | 40 | 22 | 6 | 407 | 3 |
| 93 | 18 | 7 | ... | ... | 68 | 131 | 13 | 17 | 1 | ... | 101 | 123 | 45 | 1 | 1 | ... | 77 | 4 |
| 20 | 5 | ... | ... | ... | 15 | 16 | 6 | 2 | ... | ... | 8 | 270 | 83 | 36 | 7 | 4 | 151 | 5 |
| 44 | 3 | ... | ... | ... | 41 | 125 | 27 | 19 | ... | ... | 79 | 226 | 80 | 37 | 1 | ... | 109 | 6 |
| 124 | 42 | 2 | ... | ... | 80 | 107 | 42 | 9 | 1 | ... | 56 | 1,260 | 283 | 32 | 11 | ... | 945 | 7 |
| 348 | 111 | 3 | 4 | ... | 34 | 2,827 | 786 | 357 | 13 | ... | 1,684 | 6,306 | 1,913 | 296 | 24 | ... | 4,097 | 8 |
| 16 | 6 | ... | ... | ... | 10 | 309 | 153 | 2 | 7 | ... | 154 | 740 | 239 | 17 | 16 | ... | 484 | 9 |
| 39 | 12 | ... | 1 | ... | 27 | 178 | 34 | 17 | 3 | ... | 127 | 1,610 | 353 | 39 | 17 | ... | 1,218 | 10 |
| 177 | 46 | 44 | ... | ... | 87 | 409 | 126 | 100 | 21 | .. | 183 | 175 | 36 | 32 | ... | ... | 107 | 11 |
| 29 | 12 | ... | ... | ... | 17 | 109 | 25 | 14 | ... | ... | 70 | 997 | 279 | 39 | 16 | ... | 679 | 12 |
| 38 | 9 | ... | ... | ... | 29 | 553 | 341 | 21 | 26 | ... | 191 | 793 | 336 | 3 | 15 | ... | 454 | 13 |



This content downloaded from
106.51.163.168 on Wed, 05 Jun 2024 15:15:17 +00:00
All use subject to https://about.jstor.org/terms

CLASS B: SUB-CLASS V.—

Order 39.—Trade in articles of luxury and those pertaining to letters and the arts and sciences.

| DISTRICT, STATE OR CITY. | 131. Dealers in precious stones, jewellery (real and imitation), clocks, optical instruments, etc. | | | | | | 132. Dealers in common bangles, bead necklaces, fans, small articles, toys, hunting and fishing tackle, flowers, etc. | | | | | | 133. Publishers, booksellers, stationers, dealers in music, pictures, musical instruments and curiosities. | | | | | |
|---|---|---|---|---|---|---|---|---|---|---|---|---|---|---|---|---|---|---|
| | Total workers and dependents. | Actual workers. Total. Males. | Actual workers. Total. Females. | Actual workers. Partially agriculturist. Males. | Actual workers. Partially agriculturist. Females. | Dependents. | Total workers and dependents. | Actual workers. Total. Males. | Actual workers. Total. Females. | Actual workers. Partially agriculturist. Males. | Actual workers. Partially agriculturist. Females. | Dependents. | Total workers and dependents. | Actual workers. Total. Males. | Actual workers. Total. Females. | Actual workers. Partially agriculturist. Males. | Actual workers. Partially agriculturist. Females. | Dependents. |
| | 940 | 941 | 942 | 943 | 944 | 945 | 946 | 947 | 948 | 949 | 950 | 951 | 952 | 953 | 954 | 955 | 956 | 957 |
| **MADRAS** ... | **22,602** | **6,507** | **809** | **481** | **80** | **15,286** | **59,839** | **17,683** | **8,417** | **2,416** | **541** | **33,739** | **5,738** | **1,946** | **185** | **81** | **20** | **3,607** |
| **(1) British Territory** ... | **22,331** | **6,384** | **808** | **466** | **80** | **15,139** | **59,058** | **17,440** | **8,256** | **2,382** | **536** | **33,362** | **5,717** | **1,937** | **184** | **80** | **20** | **3,596** |
| 1. Ganjám ... ... | 153 | 38 | 32 | 3 | 30 | 83 | 1,681 | 333 | 468 | 31 | 22 | 880 | 45 | 3 | ... | ... | ... | 42 |
| 2. Agency, Ganjám ... | ... | ... | ... | ... | ... | ... | 31 | 2 | 15 | ... | ... | 14 | ... | ... | ... | ... | ... | ... |
| 3. Vizagapatam ... ... | 837 | 272 | 91 | 13 | 3 | 474 | 4,099 | 1,585 | 891 | 143 | 20 | 1,623 | 88 | 55 | 4 | 5 | ... | 29 |
| 4. Agency, Vizagapatam. | 48 | 4 | 14 | ... | ... | 30 | 700 | 226 | 154 | 24 | 6 | 320 | 23 | 12 | ... | ... | ... | 11 |
| 5. Gódávari ... ... | 1,169 | 550 | 21 | 9 | 1 | 598 | 1,857 | 687 | 201 | 58 | 16 | 969 | 164 | 48 | ... | ... | ... | 116 |
| 6. Agency, Gódávari ... | 5 | 4 | ... | 1 | ... | 1 | 157 | 47 | 54 | 1 | 2 | 56 | ... | ... | ... | ... | ... | ... |
| 7. Kistna ... ... | 433 | 125 | 3 | 5 | ... | 305 | 1,818 | 558 | 318 | 30 | 8 | 942 | 118 | 37 | ... | 1 | ... | 81 |
| 8. Guntúr ... ... | 247 | 88 | 29 | 15 | 1 | 130 | 3,256 | 1,397 | 368 | 537 | 25 | 1,491 | 41 | 14 | 4 | 4 | ... | 23 |
| 9. Nellore ... ... | 470 | 98 | 27 | 7 | 10 | 345 | 5,178 | 1,636 | 500 | 258 | 84 | 3,042 | 12 | 10 | ... | 4 | ... | 2 |
| 10. Cuddapah ... ... | 16 | 3 | 6 | .. | 3 | 7 | 2,486 | 683 | 361 | 95 | 18 | 1,442 | .. | .. | ... | .. | ... | .. |
| 11. Kurnool ... ... | 109 | 62 | 6 | 19 | ... | 41 | 1,164 | 373 | 183 | 31 | 17 | 608 | 7 | ... | .. | ... | ... | 7 |
| 12. Bellary ... ... | 264 | 154 | 10 | 34 | ... | 100 | 1,442 | 443 | 269 | 82 | 19 | 730 | 39 | 17 | 2 | 2 | ... | 20 |
| 13. Anantapur ... ... | 163 | 58 | 10 | 11 | 1 | 95 | 3,102 | 1,038 | 587 | 141 | 123 | 1,477 | ... | ... | ... | ... | ... | ... |
| 14. Madras ... ... | 3,115 | 992 | 40 | 12 | ... | 2,083 | 2,124 | 637 | 175 | 5 | ... | 1,312 | 1,067 | 284 | 81 | 7 | ... | 702 |
| 15. Chingleput ... ... | 358 | 142 | 4 | 7 | ... | 212 | 1,784 | 561 | 260 | 67 | 13 | 963 | 58 | 18 | 1 | ... | ... | 39 |
| 16. Chittoor ... ... | 755 | 187 | 101 | 43 | ... | 467 | 4,838 | 696 | 329 | 241 | 25 | 3,813 | 217 | 9 | 20 | ... | 20 | 188 |
| 17. North Arcot ... | 740 | 235 | 31 | 33 | ... | 474 | 3,272 | 942 | 428 | 147 | 21 | 1,902 | 170 | 48 | 1 | 2 | ... | 121 |
| 18. Salem ... ... | 571 | 98 | 36 | 5 | 3 | 437 | 1,000 | 296 | 201 | 46 | 25 | 503 | 36 | 11 | ... | 2 | ... | 25 |
| 19. Coimbatore ... | 524 | 118 | 33 | 10 | 1 | 373 | 1,770 | 539 | 187 | 18 | 5 | 1,044 | 176 | 67 | 4 | 3 | ... | 105 |
| 20. South Arcot ... | 811 | 269 | 108 | 15 | 13 | 434 | 2,108 | 708 | 386 | 148 | 28 | 1,014 | 147 | 65 | 1 | 4 | ... | 81 |
| 21. Tanjore ... ... | 4,496 | 1,118 | 75 | 67 | 7 | 3,303 | 5,213 | 1,381 | 504 | 72 | 9 | 3,328 | 471 | 114 | 3 | 5 | .. | 354 |
| 22. Trichinopoly ... | 1,280 | 567 | 18 | 67 | 3 | 695 | 2,065 | 559 | 332 | 24 | 11 | 1,174 | 189 | 118 | .. | 20 | ... | 71 |
| 23. Madura ... ... | 279 | 158 | 12 | 16 | 1 | 109 | 2,032 | 548 | 252 | 49 | 10 | 1,232 | 146 | 18 | ... | ... | ... | 128 |
| 24. Rámnád ... ... | 1,237 | 292 | 20 | 36 | ... | 925 | 2,921 | 642 | 393 | 67 | 3 | 1,886 | 143 | 34 | 2 | 1 | ... | 107 |
| 25. Tinnevelly ... ... | 1,741 | 200 | 44 | 19 | ... | 1,497 | 1,164 | 339 | 181 | 31 | 3 | 644 | 645 | 117 | 20 | 8 | ... | 508 |
| 26. Nilgiris ... ... | 3 | ... | ... | ... | ... | 3 | 29 | 11 | 3 | ... | ... | 15 | 463 | 427 | 2 | 1 | ... | 34 |
| 27. Málabar ... ... | 1,493 | 423 | 18 | 7 | ... | 1,052 | 525 | 197 | 46 | 1 | ... | 282 | 792 | 279 | 37 | 2 | ... | 476 |
| 28. Anjengo ... ... | ... | ... | ... | ... | ... | ... | ... | ... | ... | ... | ... | ... | 1 | 1 | ... | ... | ... | ... |
| 29. South Canara ... | 1,014 | 129 | 19 | 12 | 3 | 866 | 1,242 | 376 | 210 | 35 | 23 | 656 | 459 | 131 | 2 | 9 | ... | 326 |
| **(2) Feudatory States** ... | **271** | **123** | **1** | **15** | ... | **147** | **781** | **243** | **161** | **34** | **5** | **377** | **21** | **9** | **1** | **1** | ... | **11** |
| 30. Pudukkóttai ... ... | 251 | 110 | 1 | 14 | ... | 140 | 555 | 164 | 146 | 19 | 5 | 245 | 21 | 9 | 1 | 1 | ... | 11 |
| 31. Banganapalle ... | 13 | 8 | ... | 1 | ... | 5 | 205 | 63 | 12 | 15 | ... | 130 | ... | ... | ... | ... | ... | ... |
| 32. Sandúr ... ... | 7 | 5 | ... | ... | ... | 2 | 21 | 16 | 3 | ... | ... | 2 | ... | ... | ... | ... | ... | ... |
| **(3) Cities** ... | **6,505** | **1,984** | **74** | **59** | ... | **4,447** | **5,490** | **1,509** | **419** | **60** | **10** | **3,562** | **1,550** | **424** | **81** | **11** | ... | **1,045** |
| 1. Bellary ... ... | 58 | 22 | ... | ... | ... | 36 | 147 | 33 | ... | ... | ... | 114 | 16 | 8 | ... | ... | ... | 8 |
| 2. Calicut ... ... | 158 | 35 | 2 | ... | ... | 121 | 5 | ... | ... | ... | ... | 5 | 70 | 28 | ... | ... | ... | 42 |
| 3. Cocanada ... ... | 141 | 31 | ... | 4 | ... | 110 | 434 | 107 | 40 | 18 | 6 | 287 | 16 | 6 | ... | ... | ... | 10 |
| 4. Coimbatore ... ... | 41 | 19 | 1 | ... | ... | 21 | 47 | 21 | ... | 1 | ... | 26 | 35 | 5 | ... | ... | ... | 30 |
| 5. Conjeeveeram ... ... | 53 | 21 | 1 | 1 | ... | 31 | 209 | 59 | 35 | 6 | 4 | 115 | 8 | 3 | ... | ... | ... | 5 |
| 6. Cuddalore ... ... | 94 | 51 | 3 | ... | ... | 40 | 128 | 28 | 34 | 1 | ... | 66 | 4 | 1 | ... | ... | ... | 3 |
| 7. Kumbakonam ... | 797 | 175 | 6 | 5 | ... | 616 | 346 | 72 | 26 | 2 | ... | 248 | 117 | 36 | ... | 4 | ... | 81 |
| 8. Madras ... ... | 3,115 | 992 | 40 | 12 | ... | 2,083 | 2,124 | 637 | 175 | 5 | ... | 1,312 | 1,067 | 284 | 81 | 7 | ... | 702 |
| 9. Madura ... ... | 119 | 92 | 3 | 11 | ... | 24 | 513 | 130 | 14 | 5 | ... | 369 | 108 | 17 | ... | ... | ... | 91 |
| 10. Negapatam ... ... | 1,218 | 232 | 3 | 9 | ... | 983 | 379 | 116 | 36 | 8 | ... | 227 | 13 | 5 | ... | ... | ... | 8 |
| 11. Salem ... ... ... | 36 | ... | 6 | ... | ... | 30 | 131 | 35 | 26 | ... | ... | 70 | 8 | 1 | ... | ... | ... | 7 |
| 12. Tanjore ... ... | 811 | 75 | 9 | 2 | ... | 227 | 602 | 174 | 30 | 14 | ... | 398 | 84 | 30 | ... | .. | ... | 54 |
| 13. Trichinopoly ... | 364 | 239 | ... | 15 | ... | 125 | 425 | 97 | 3 | ... | ... | 325 | 4 | ... | ... | .. | ... | 4 |

This content downloaded from
106.51.163.168 on Wed, 05 Jun 2024 15:15:17 +00:00
All use subject to https://about.jstor.org/terms

# XV-A.

## for districts, etc.—*continued*.

TRADE—*cont.*

| Order 40.—(Group 134) Trade in refuse matter (dealers in bags, stable refuse, etc.). | | | | | | Total Order 41. | | | | | | Order 41.—Trade of other sorts | | | | | | |
|---|---|---|---|---|---|---|---|---|---|---|---|---|---|---|---|---|---|---|
| | | | | | | | | | | | | 135. Shopkeepers otherwise unspecified. | | | | | | |
| Total workers and dependents. | Actual workers. | | | | Dependents. | Total workers and dependents. | Actual workers. | | | | Dependents. | Total workers and dependents. | Actual workers. | | | | Dependents. | NUMBER. |
| | Total. | | Partially agricult. | | | | Total. | | Partially agriculturist. | | | | Total. | | Partially agricult. | | | |
| | Males. | Females. | Males. | Females. | | | Males. | Females. | Males. | Females. | | | Males. | Females. | Males. | Females. | | |
| 958 | 959 | 960 | 961 | 962 | 963 | 964 | 965 | 966 | 967 | 968 | 969 | 970 | 971 | 972 | 973 | 974 | 975 | |
| **440** | **147** | **46** | **4** | ... | **247** | **89,530** | **29,824** | **8,052** | **2,640** | **372** | **51,654** | **71,688** | **23,452** | **6,610** | **2,199** | **294** | **41,626** | |
| **440** | **147** | **46** | **4** | ... | **247** | **89,062** | **29,670** | **8,024** | **2,625** | **372** | **51,368** | **71,492** | **23,410** | **6,602** | **2,197** | **294** | **41,480** | |
| ... | ... | ... | ... | ... | ... | 4,079 | 1,836 | 372 | 188 | 8 | 1,871 | 3,732 | 1,764 | 188 | 183 | 8 | 1,780 | 1 |
| ... | ... | ... | ... | ... | ... | 829 | 301 | 60 | 28 | ... | 468 | 829 | 301 | 60 | 28 | ... | 468 | 2 |
| ... | ... | ... | ... | ... | ... | 508 | 163 | 58 | 4 | 21 | 287 | 131 | 43 | 8 | 3 | ... | 80 | 3 |
| ... | ... | ... | ... | ... | ... | 1,414 | 386 | 214 | 47 | 14 | 814 | 1,373 | 368 | 212 | 46 | 14 | 793 | 4 |
| ... | ... | ... | ... | ... | ... | 6,171 | 2,205 | 920 | 168 | 63 | 3,046 | 5,734 | 2,003 | 875 | 148 | 57 | 2,856 | 5 |
| ... | ... | ... | ... | ... | ... | 381 | 90 | 102 | 1 | ... | 189 | 287 | 46 | 94 | 1 | ... | 147 | 6 |
| 42 | 31 | ... | 2 | ... | 11 | 3,392 | 1,257 | 339 | 203 | 14 | 1,796 | 2,794 | 1,104 | 272 | 184 | 13 | 1,418 | 7 |
| ... | ... | ... | ... | ... | ... | 1,282 | 563 | 145 | 85 | 11 | 574 | 887 | 409 | 31 | 71 | 1 | 447 | 8 |
| ... | ... | ... | ... | ... | ... | 568 | 240 | 86 | 44 | 2 | 242 | 257 | 119 | 51 | 23 | ... | 87 | 9 |
| ... | ... | ... | ... | ... | ... | 445 | 235 | 32 | 15 | ... | 178 | 242 | 133 | 6 | 9 | ... | 103 | 10 |
| ... | ... | ... | ... | ... | ... | 1,041 | 380 | 127 | 62 | 33 | 534 | 717 | 253 | 90 | 55 | 27 | 374 | 11 |
| ... | ... | ... | ... | ... | ... | 1,527 | 1,027 | 161 | 107 | 13 | 339 | 428 | 190 | 42 | 102 | 5 | 196 | 12 |
| ... | ... | ... | ... | ... | ... | 1,449 | 439 | 215 | 43 | 32 | 725 | 739 | 183 | 88 | 29 | 28 | 468 | 13 |
| 9 | 3 | ... | ... | ... | 6 | 7,124 | 2,115 | 164 | 48 | ... | 4,845 | 5,703 | 1,721 | 104 | 42 | ... | 3,878 | 14 |
| 89 | 56 | ... | 2 | ... | 33 | 2,116 | 530 | 135 | 46 | 2 | 1,451 | 1,673 | 386 | 121 | 42 | 2 | 1,166 | 15 |
| ... | ... | ... | ... | ... | ... | 1,709 | 500 | 160 | 59 | 17 | 1,049 | 1,468 | 448 | 108 | 57 | 15 | 912 | 16 |
| 1 | ... | 1 | ... | ... | ... | 2,668 | 730 | 177 | 78 | 15 | 1,761 | 2,290 | 584 | 106 | 65 | 13 | 1,540 | 17 |
| ... | ... | ... | ... | ... | ... | 6,176 | 2,390 | 581 | 276 | 62 | 3,205 | 5,693 | 2,189 | 537 | 246 | 52 | 2,967 | 18 |
| 28 | 1 | 17 | ... | ... | 10 | 9,637 | 2,850 | 1,524 | 108 | 8 | 5,263 | 8,570 | 2,396 | 1,445 | 79 | 8 | 4,729 | 19 |
| 32 | 11 | 1 | ... | ... | 20 | 5,810 | 1,625 | 472 | 201 | 13 | 3,713 | 5,262 | 1,463 | 436 | 178 | 12 | 3,863 | 20 |
| 27 | 15 | 2 | ... | ... | 10 | 7,095 | 1,700 | 520 | 97 | 5 | 4,875 | 4,384 | 1,003 | 453 | 56 | 4 | 2,928 | 21 |
| 52 | ... | ... | ... | ... | 52 | 2,359 | 966 | 183 | 78 | 5 | 1,210 | 1,575 | 649 | 149 | 32 | 3 | 777 | 22 |
| 27 | 9 | ... | ... | ... | 18 | 3,408 | 1,505 | 162 | 120 | 6 | 1,741 | 2,718 | 1,270 | 113 | 98 | 6 | 1,335 | 23 |
| 13 | ... | 7 | ... | ... | 6 | 3,891 | 970 | 162 | 73 | ... | 2,758 | 3,213 | 786 | 115 | 49 | ... | 2,312 | 24 |
| 29 | ... | 18 | ... | ... | 11 | 7,677 | 2,387 | 746 | 336 | 27 | 4,544 | 7,046 | 2,187 | 715 | 304 | 26 | 4,144 | 25 |
| ... | ... | ... | ... | ... | ... | 613 | 290 | 54 | 16 | ... | 269 | 570 | 268 | 47 | 16 | ... | 255 | 26 |
| 90 | 20 | ... | ... | ... | 70 | 4,105 | 1,390 | 78 | 66 | ... | 2,637 | 2,609 | 955 | 42 | 39 | ... | 1,612 | 27 |
| 1 | 1 | ... | ... | ... | ... | 26 | 4 | ... | 1 | ... | 22 | 17 | 2 | ... | ... | ... | 15 | 28 |
| ... | ... | ... | ... | ... | ... | 1,562 | 596 | 75 | 29 | 1 | 891 | 551 | 187 | 34 | 12 | ... | 330 | 29 |
| ... | ... | ... | ... | ... | ... | **468** | **154** | **28** | **15** | ... | **286** | **196** | **42** | **8** | **2** | ... | **146** | |
| ... | ... | ... | ... | ... | ... | 428 | 138 | 25 | 15 | ... | 265 | 173 | 29 | 8 | 2 | ... | 136 | 30 |
| ... | ... | ... | ... | ... | ... | 30 | 6 | 3 | ... | ... | 21 | 13 | 3 | ... | ... | ... | 10 | 31 |
| ... | ... | ... | ... | ... | ... | 10 | 10 | ... | ... | ... | ... | 10 | 10 | ... | ... | ... | ... | 32 |
| **131** | **79** | **4** | **2** | ... | **48** | **14,394** | **4,717** | **551** | **150** | **6** | **9,126** | **11,658** | **3,773** | **476** | **116** | **6** | **7,409** | |
| ... | ... | ... | ... | ... | ... | 65 | 45 | ... | ... | ... | 20 | 29 | 24 | ... | ... | ... | 5 | 1 |
| ... | ... | ... | ... | ... | ... | 257 | 99 | ... | 2 | ... | 158 | 193 | 81 | ... | ... | ... | 112 | 2 |
| ... | ... | ... | ... | ... | ... | 113 | 58 | 3 | ... | ... | 52 | 27 | 20 | ... | ... | ... | 7 | 3 |
| 89 | 56 | ... | 2 | ... | 33 | 1,467 | 464 | 228 | 71 | ... | 775 | 1,441 | 454 | 228 | 9 | ... | 759 | 4 |
| 10 | 10 | ... | ... | ... | ... | 124 | 16 | 13 | ... | ... | 95 | 93 | ... | 11 | ... | ... | 82 | 5 |
| ... | ... | ... | ... | ... | ... | 719 | 101 | 59 | 16 | 2 | 559 | 672 | 93 | 57 | 15 | 2 | 522 | 6 |
| 9 | 3 | ... | ... | ... | 6 | 660 | 196 | 47 | 12 | 1 | 417 | 531 | 129 | 47 | 9 | 1 | 355 | 7 |
| 11 | ... | 4 | ... | ... | 7 | 7,124 | 2,115 | 164 | 46 | ... | 4,845 | 5,703 | 1,721 | 104 | 42 | ... | 3,878 | 8 |
| ... | ... | ... | ... | ... | ... | 1,260 | 714 | ... | 41 | ... | 546 | 1,102 | 612 | ... | 32 | ... | 490 | 9 |
| ... | ... | ... | ... | ... | ... | 1,076 | 256 | 22 | 7 | ... | 798 | 734 | 207 | 17 | 5 | ... | 510 | 10 |
| 12 | 10 | ... | ... | ... | 2 | 528 | 174 | 12 | 3 | 3 | 342 | 472 | 140 | 12 | 2 | 3 | 320 | 11 |
| ... | ... | ... | ... | ... | ... | 200 | 38 | 2 | 4 | ... | 160 | 95 | 18 | ... | ... | ... | 77 | 12 |
| | | | | | | 801 | 441 | 1 | 8 | ... | 359 | 566 | 274 | ... | 2 | ... | 292 | 13 |

This content downloaded from
106.51.163.168 on Wed, 05 Jun 2024 15:15:17 +00:00
All use subject to https://about.jstor.org/terms

**Table XV-A.**

OCCUPATION.
II. DETAILS FOR DISTRICTS, ETC.

# TABLE

## Occupation.—Part II.—Details

CLASS B: SUB-CLASS V.—TRADE—*concld.*

Order 41.—Trade of other sorts—*concld.*

| DISTRICT, STATE OR CITY. | 136. Itinerant traders, pedlars, hawkers, etc. | | | | | | 137. Conjurors, acrobats, fortune tellers, reciters, exhibitors of curiosities and wild animals. | | | | | | 138. Other trades (including farmers of pounds, tolls and markets). | | | | | |
|---|---|---|---|---|---|---|---|---|---|---|---|---|---|---|---|---|---|---|
| | Total workers and dependents. | Actual workers. | | | | Dependents. | Total workers and dependents. | Actual workers. | | | | Dependents. | Total workers and dependents. | Actual workers. | | | | Dependents. |
| | | Total. | | Partially agriculturist. | | | | Total. | | Partially agriculturist. | | | | Total. | | Partially agriculturist. | | |
| | | Males. | Females. | Males. | Females. | | | Males. | Females. | Males. | Females. | | | Males. | Females. | Males. | Females. | |
| | 976 | 977 | 978 | 979 | 980 | 981 | 982 | 983 | 984 | 985 | 986 | 987 | 988 | 989 | 990 | 991 | 992 | 993 |
| **MADRAS** | *1,804* | *534* | *91* | *8* | *1* | *1,179* | *10,549* | *3,880* | *1,161* | *287* | *72* | *5,508* | *5,489* | *1,958* | *190* | *146* | *5* | *3,341* |
| **(1) British Territory** | *1,804* | *534* | *91* | *8* | *1* | *1,179* | *10,371* | *3,804* | *1,148* | *279* | *72* | *5,419* | *5,395* | *1,922* | *183* | *141* | *5* | *3,290* |
| 1. Ganjám | ... | ... | ... | ... | ... | ... | 257 | 51 | 177 | 2 | ... | 29 | 90 | 21 | 7 | 3 | ... | 62 |
| 2. Agency, Ganjám | ... | ... | ... | ... | ... | ... | ... | ... | ... | ... | ... | ... | ... | ... | ... | ... | ... | ... |
| 3. Vizagapatam | 29 | 16 | ... | ... | ... | 13 | 207 | 49 | 50 | ... | 21 | 108 | 141 | 55 | ... | 1 | ... | 86 |
| 4. Agency, Vizagapatam. | ... | ... | ... | ... | ... | ... | 21 | 12 | 1 | ... | ... | 8 | 20 | 6 | 1 | 1 | ... | 13 |
| 5. Gódávari | ... | ... | ... | ... | ... | ... | 346 | 170 | 41 | 16 | 6 | 135 | 91 | 32 | 4 | 4 | ... | 55 |
| 6. Agency, Gódávari | 5 | 5 | ... | ... | ... | ... | 61 | 19 | 8 | ... | ... | 34 | 28 | 20 | ... | ... | ... | 8 |
| 7. Kistna | 12 | 2 | ... | ... | ... | 10 | 352 | 97 | 61 | 17 | 1 | 194 | 234 | 54 | 6 | 2 | ... | 174 |
| 8. Guntúr | 8 | 2 | ... | 1 | ... | 6 | 322 | 117 | 109 | 5 | 10 | 96 | 65 | 35 | 5 | 8 | ... | 25 |
| 9. Nellore | 5 | 3 | ... | 1 | ... | 2 | 248 | 96 | 22 | 20 | 2 | 130 | 58 | 22 | 13 | ... | ... | 23 |
| 10. Cuddapah | 5 | 2 | ... | ... | ... | 3 | 115 | 40 | 26 | 4 | ... | 49 | 83 | 60 | ... | 2 | ... | 23 |
| 11. Kurnool | 53 | 30 | ... | ... | ... | 23 | 257 | 96 | 37 | 6 | 6 | 124 | 14 | 1 | ... | 1 | ... | 13 |
| 12. Bellary | 30 | 20 | 5 | ... | ... | 5 | 444 | 280 | 52 | 3 | 5 | 112 | 625 | 537 | 62 | 2 | 3 | 26 |
| 13. Anantapur | 23 | 6 | ... | ... | ... | 17 | 687 | 250 | 127 | 14 | 4 | 310 | ... | ... | ... | ... | ... | ... |
| 14. Madras | 987 | 305 | 44 | 1 | ... | 638 | 271 | 44 | 8 | ... | ... | 219 | 163 | 45 | 8 | 3 | ... | 110 |
| 15. Chingleput | 15 | 7 | ... | ... | ... | 8 | 313 | 103 | 11 | 3 | ... | 199 | 115 | 34 | 3 | 1 | ... | 78 |
| 16. Chittoor | 55 | 3 | 5 | ... | ... | 47 | 127 | 33 | 36 | 2 | ... | 58 | 59 | 16 | 11 | ... | 2 | 32 |
| 17. North Arcot | 21 | 2 | 1 | 1 | 1 | 18 | 240 | 95 | 10 | 5 | 1 | 135 | 117 | 49 | ... | 7 | ... | 68 |
| 18. Salem | 25 | 16 | ... | 3 | ... | 9 | 329 | 130 | 44 | 24 | 10 | 155 | 129 | 55 | ... | 3 | ... | 74 |
| 19. Coimbatore | 5 | 3 | 2 | ... | ... | ... | 798 | 376 | 49 | 21 | ... | 373 | 264 | 75 | 28 | 8 | ... | 161 |
| 20. South Arcot | 41 | 11 | ... | ... | ... | 30 | 332 | 103 | 31 | 10 | 1 | 193 | 175 | 48 | 5 | 13 | ... | 122 |
| 21. Tanjore | 64 | 17 | 4 | ... | ... | 43 | 1,666 | 489 | 45 | 25 | 1 | 1,132 | 981 | 191 | 18 | 16 | ... | 772 |
| 22. Trichinopoly | 4 | ... | ... | ... | ... | 4 | 588 | 284 | 34 | 39 | 2 | 270 | 192 | 33 | ... | 7 | ... | 159 |
| 23. Madura | 20 | ... | 4 | ... | ... | 16 | 283 | 98 | 35 | 12 | ... | 150 | 387 | 137 | 10 | 10 | ... | 240 |
| 24. Rámnád | 8 | ... | ... | ... | ... | 8 | 523 | 151 | 47 | 16 | ... | 325 | 147 | 33 | ... | 8 | ... | 114 |
| 25. Tinnevelly | 3 | ... | ... | ... | ... | 3 | 434 | 150 | 30 | 20 | 1 | 254 | 194 | 50 | 1 | 12 | ... | 143 |
| 26. Nilgiris | 9 | 8 | ... | ... | ... | 1 | 22 | 7 | 7 | ... | ... | 8 | 12 | 7 | ... | ... | ... | 5 |
| 27. Malabar | 388 | 72 | 26 | 1 | ... | 270 | 413 | 136 | 9 | 7 | ... | 268 | 715 | 227 | 1 | 19 | ... | 487 |
| 28. Anjengo | ... | ... | ... | ... | ... | ... | ... | ... | ... | ... | ... | ... | 9 | 2 | ... | 1 | ... | 7 |
| 29. South Canara | 9 | 4 | ... | ... | ... | 5 | 715 | 328 | 41 | 8 | 1 | 346 | 287 | 77 | ... | 9 | ... | 210 |
| **(2) Feudatory States** | ... | ... | ... | ... | ... | ... | *178* | *76* | *13* | *8* | ... | *89* | *94* | *36* | *7* | *5* | ... | *51* |
| 30. Pudukkóttai | ... | ... | ... | ... | ... | ... | 172 | 75 | 10 | 8 | ... | 87 | 83 | 34 | 7 | 5 | ... | 42 |
| 31. Banganapalle | ... | ... | ... | ... | ... | ... | 6 | 1 | 3 | ... | ... | 2 | 11 | 2 | ... | ... | ... | 9 |
| 32. Sandúr | ... | ... | ... | ... | ... | ... | ... | ... | ... | ... | ... | ... | ... | ... | ... | ... | ... | ... |
| **(3) Cities** | *1,014* | *309* | *48* | *1* | ... | *657* | *779* | *311* | *15* | *16* | ... | *453* | *943* | *324* | *12* | *17* | ... | *607* |
| 1. Bellary | ... | ... | ... | ... | ... | ... | ... | ... | ... | ... | ... | ... | 36 | 21 | ... | ... | ... | 15 |
| 2. Calicut | ... | ... | ... | ... | ... | ... | 2 | 1 | ... | 1 | ... | 1 | 62 | 17 | ... | 1 | ... | 45 |
| 3. Cocanada | ... | ... | ... | ... | ... | ... | 57 | 28 | ... | ... | ... | 29 | 29 | 10 | 3 | ... | ... | 16 |
| 4. Coimbatore | ... | ... | ... | ... | ... | ... | ... | ... | ... | ... | ... | ... | 26 | 10 | ... | 2 | ... | 16 |
| 5. Conjeeveram | ... | ... | ... | ... | ... | ... | 25 | 15 | 2 | ... | ... | 8 | 6 | 1 | ... | ... | ... | 5 |
| 6. Cuddalore | ... | ... | ... | ... | ... | ... | 27 | 5 | 2 | 1 | ... | 20 | 20 | 3 | ... | ... | ... | 17 |
| 7. Kumbakónam | ... | ... | ... | ... | ... | ... | 65 | 19 | ... | 2 | ... | 46 | 64 | 48 | ... | 1 | ... | 16 |
| 8. Madras | 987 | 305 | 44 | 1 | ... | 638 | 271 | 44 | 8 | ... | ... | 219 | 163 | 45 | 8 | 3 | ... | 110 |
| 9. Madura | 1 | ... | ... | ... | ... | 1 | 67 | 27 | ... | 6 | ... | 40 | 90 | 75 | ... | 3 | ... | 15 |
| 10. Negapatam | 22 | 4 | 4 | ... | ... | 14 | 14 | 4 | ... | ... | ... | 10 | 306 | 41 | 1 | 2 | ... | 264 |
| 11. Salem | ... | ... | ... | ... | ... | ... | ... | ... | ... | ... | ... | ... | 56 | 34 | ... | 1 | ... | 22 |
| 12. Tanjore | ... | ... | ... | ... | ... | ... | 20 | 1 | 2 | ... | ... | 17 | 85 | 19 | ... | 4 | ... | 66 |
| 13. Trichinopoly | 4 | ... | ... | ... | ... | 4 | 231 | 167 | 1 | 6 | ... | 63 | ... | ... | ... | ... | ... | ... |

This content downloaded from
106.51.163.168 on Wed, 05 Jun 2024 15:15:17 +00:00
All use subject to https://about.jstor.org/terms

# XV-A.

for districts, etc.—*continued*.

CLASS C: SUB-CLASS VI.—PUBLIC FORCE.

Order 42.—Army.

| NUMBER. | Total workers and dependents. | Total. Actual workers. Males. | Total. Actual workers. Females. | Partially agricultturist. Actual workers. Males. | Partially agricultturist. Actual workers. Females. | Dependents. | Total workers and dependents. | Total. Actual workers. Males. | Total. Actual workers. Females. | Partially agricultturist. Actual workers. Males. | Partially agricultturist. Actual workers. Females. | Dependents. |
|---|---|---|---|---|---|---|---|---|---|---|---|---|
| | Total Order 42. | | | | | | 139. Army (Imperial). | | | | | |
| | 991 | 995 | 996 | 997 | 998 | 999 | 1000 | 1001 | 1002 | 1003 | 1004 | 1005 |
| | *16,083* | *7,765* | ... | *400* | ... | *8,318* | *15,154* | *7,424* | ... | *334* | ... | *7,730* |
| | *15,626* | *7,619* | ... | *370* | ... | *8,007* | *15,154* | *7,424* | ... | *334* | ... | *7,730* |
| | 27 | 10 | ... | 7 | ... | 17 | 10 | 3 | ... | 2 | ... | 7 |
| | ... | ... | ... | ... | ... | ... | ... | ... | ... | ... | ... | ... |
| | 211 | 55 | ... | 25 | ... | 156 | 56 | 10 | ... | 3 | ... | 46 |
| | 31 | 6 | ... | 1 | ... | 25 | 28 | 4 | ... | 1 | ... | 24 |
| | 80 | 38 | ... | 16 | ... | 42 | 80 | 38 | ... | 16 | ... | 42 |
| | ... | ... | ... | ... | ... | ... | ... | ... | ... | ... | ... | ... |
| | 13 | 6 | ... | ... | ... | 7 | 7 | 6 | ... | ... | ... | 1 |
| | 9 | 1 | ... | ... | ... | 8 | 9 | 1 | ... | ... | ... | 8 |
| | 44 | 7 | ... | 2 | ... | 37 | 44 | 7 | ... | 2 | ... | 37 |
| | 12 | 8 | ... | 8 | ... | 4 | 2 | 2 | ... | 2 | ... | ... |
| | 53 | 24 | ... | 24 | ... | 29 | 47 | 24 | ... | 24 | ... | 23 |
| | 3,953 | 1,981 | ... | 2 | ... | 1,972 | 3,919 | 1,977 | ... | 2 | ... | 1,942 |
| | 2 | 2 | ... | ... | ... | ... | 2 | 2 | ... | ... | ... | ... |
| | 2,417 | 1,079 | ... | 3 | ... | 1,338 | 2,415 | 1,077 | ... | 3 | ... | 1,338 |
| | 2,703 | 1,206 | ... | 2 | ... | 1,497 | 2,703 | 1,206 | ... | 2 | ... | 1,497 |
| | 20 | 4 | ... | ... | ... | 16 | 18 | 4 | ... | ... | ... | 14 |
| | 357 | 84 | ... | 4 | ... | 273 | 357 | 84 | ... | 4 | ... | 273 |
| | 369 | 171 | ... | 5 | ... | 218 | 373 | 165 | ... | 4 | ... | 208 |
| | 30 | 3 | ... | 1 | ... | 27 | 17 | ... | ... | 1 | ... | 15 |
| | 98 | 19 | ... | 2 | ... | 79 | 98 | 19 | ... | 2 | ... | 79 |
| | 119 | 37 | ... | 2 | ... | 82 | 60 | 22 | ... | 1 | ... | 38 |
| | 1,623 | 910 | ... | 257 | ... | 713 | 1,623 | 910 | ... | 257 | ... | 713 |
| | 324 | 84 | ... | ... | ... | 240 | 324 | 84 | ... | ... | ... | 240 |
| | 88 | 21 | ... | 4 | ... | 67 | 88 | 21 | ... | 4 | ... | 67 |
| | 73 | 28 | ... | 3 | ... | 45 | 27 | 11 | ... | 2 | ... | 16 |
| | 1,295 | 926 | ... | ... | ... | 369 | 1,192 | 836 | ... | ... | ... | 356 |
| | 1,651 | 907 | ... | 2 | ... | 744 | 1,651 | 907 | ... | 2 | ... | 744 |
| | ... | ... | ... | ... | ... | ... | ... | ... | ... | ... | ... | ... |
| | 4 | 2 | ... | ... | ... | 2 | 4 | 2 | ... | ... | ... | 2 |
| | ... | ... | ... | ... | ... | ... | ... | ... | ... | ... | ... | ... |
| | *457* | *146* | ... | *30* | ... | *311* | ... | ... | ... | ... | ... | ... |
| | 457 | 146 | ... | 30 | ... | 311 | ... | ... | ... | ... | ... | ... |
| | ... | ... | ... | ... | ... | ... | ... | ... | ... | ... | ... | ... |
| | ... | ... | ... | ... | ... | ... | ... | ... | ... | ... | ... | ... |
| | *7,413* | *3,869* | ... | *262* | ... | *3,544* | *7,295* | *3,861* | ... | *262* | ... | *3,434* |
| | 2,852 | 1,638 | ... | 1 | ... | 1,214 | 2,852 | 1,638 | ... | 1 | ... | 1,214 |
| | 195 | 142 | ... | 1 | ... | 53 | 195 | 142 | ... | 1 | ... | 53 |
| | 35 | 15 | ... | ... | ... | 20 | 35 | 15 | ... | ... | ... | 20 |
| | ... | ... | ... | ... | ... | ... | ... | ... | ... | ... | ... | ... |
| | ... | ... | ... | ... | ... | ... | ... | ... | ... | ... | ... | ... |
| | 2 | 2 | ... | ... | ... | ... | 2 | 2 | ... | ... | ... | ... |
| | 4 | 2 | ... | ... | ... | 2 | 3 | 1 | ... | ... | ... | 2 |
| | 2,417 | 1,079 | ... | 3 | ... | 1,338 | 2,415 | 1,077 | ... | 3 | ... | 1,338 |
| | 247 | 76 | ... | ... | ... | 171 | 167 | 75 | ... | ... | ... | 92 |
| | 5 | 1 | ... | ... | ... | 4 | 5 | 1 | ... | ... | ... | 4 |
| | ... | ... | ... | ... | ... | ... | ... | ... | ... | ... | ... | ... |
| | 11 | 2 | ... | ... | ... | 9 | 3 | 2 | ... | ... | ... | 1 |
| | 1,645 | 912 | ... | 257 | ... | 733 | 1,618 | 908 | ... | 257 | ... | 710 |

| NUMBER. | Total workers and dependents. | Total. Actual workers. Males. | Total. Actual workers. Females. | Partially agricultturist. Actual workers. Males. | Partially agricultturist. Actual workers. Females. | Dependents. |
|---|---|---|---|---|---|---|
| | 140. Army (Native States). | | | | | |
| | 1006 | 1007 | 1008 | 1009 | 1010 | 1011 |
| | *929* | *341* | ... | *66* | ... | *588* |
| | *472* | *195* | ... | *36* | ... | *277* |
| | 17 | 7 | ... | 5 | ... | 10 |
| | ... | ... | ... | ... | ... | ... |
| | 155 | 45 | ... | 22 | ... | 110 |
| | 3 | 2 | ... | ... | ... | 1 |
| | ... | ... | ... | ... | ... | ... |
| | ... | ... | ... | ... | ... | ... |
| | 6 | ... | ... | ... | ... | ... |
| | ... | ... | ... | ... | ... | 6 |
| | ... | ... | ... | ... | ... | ... |
| | 10 | 6 | ... | 6 | ... | 4 |
| | 34 | 4 | ... | ... | ... | 6 |
| | ... | ... | ... | ... | ... | ... |
| | 2 | 2 | ... | ... | ... | ... |
| | ... | ... | ... | ... | ... | ... |
| | 2 | ... | ... | ... | ... | ... |
| | 16 | 6 | ... | 1 | ... | 10 |
| | 13 | 1 | ... | ... | ... | 12 |
| | ... | ... | ... | ... | ... | ... |
| | 59 | 15 | ... | 1 | ... | 44 |
| | ... | ... | ... | ... | ... | ... |
| | ... | ... | ... | ... | ... | ... |
| | 46 | 17 | ... | 1 | ... | 29 |
| | 103 | 00 | ... | ... | ... | 13 |
| | ... | ... | ... | ... | ... | ... |
| | ... | ... | ... | ... | ... | ... |
| | *457* | *146* | ... | *30* | ... | *311* |
| | 457 | 146 | ... | 30 | ... | 311 |
| | ... | ... | ... | ... | ... | ... |
| | ... | ... | ... | ... | ... | ... |
| | *118* | *8* | ... | ... | ... | *110* |
| | ... | ... | ... | ... | ... | ... |
| | ... | ... | ... | ... | ... | ... |
| | ... | ... | ... | ... | ... | ... |
| | ... | ... | ... | ... | ... | ... |
| | ... | ... | ... | ... | ... | ... |
| | 1 | 1 | ... | ... | ... | ... |
| | 2 | 2 | ... | ... | ... | ... |
| | 2 | 1 | ... | ... | ... | 1 |
| | 1 | 1 | ... | ... | ... | ... |
| | 2 | 2 | ... | ... | ... | ... |
| | 80 | 1 | ... | ... | ... | 79 |
| | ... | ... | ... | ... | ... | ... |
| | 8 | 4 | ... | ... | ... | 4 |
| | 27 | 4 | ... | ... | ... | 23 |



This content downloaded from
106.51.163.168 on Wed, 05 Jun 2024 15:15:17 +00:00
All use subject to https://about.jstor.org/terms

# TABLE

## Occupation. Part II.—Details

CLASS C. SUB-CLASS VI.—Order

| DISTRICT, STATE OR CITY. | Order 43.—(Group 141). Navy. | | | | | | Total Order 44. | | | | | | 142. Police. | | | | | |
|---|---|---|---|---|---|---|---|---|---|---|---|---|---|---|---|---|---|---|
| | Total workers and dependents. | Actual workers. | | | | Dependents. | Total workers and dependents. | Actual workers. | | | | Dependents. | Total workers and dependents. | Actual workers. | | | | Dependents. |
| | | Total. | | Partially agriculturist. | | | | Total. | | Partially agriculturist. | | | | Total. | | Partially agriculturist. | | |
| | | Males. | Females. | Males. | Females. | | | Males. | Females. | Males. | Females. | | | Males. | Females. | Males. | Females. | |
| | 1012 | 1013 | 1014 | 1015 | 1016 | 1017 | 1018 | 1019 | 1020 | 1021 | 1022 | 1023 | 1024 | 1025 | 1026 | 1027 | 1028 | 1029 |
| **MADRAS** | | | | | | | *192,722* | *63,787* | *3* | *10,262* | | *128,932* | *100,995* | *32,656* | *3* | *2,592* | | *68,336* |
| **(1) British Territory** | | | | | | | *191,699* | *63,441* | *3* | *10,210* | | *128,255* | *100,202* | *32,417* | *3* | *2,570* | | *67,782* |
| 1. Ganjám | | | | | | | 15,671 | 5,217 | | 1,399 | | 10,454 | 4,110 | 1,265 | | 137 | | 2,845 |
| 2. Agency, Ganjám | | | | | | | 1,306 | 600 | | 57 | | 706 | 445 | 309 | | 17 | | 136 |
| 3. Vizagapatam | | | | | | | 9,920 | 3,256 | | 494 | | 6,664 | 6,316 | 2,015 | | 126 | | 4,301 |
| 4. Agency, Vizagapatam | | | | | | | 5,224 | 1,830 | | 104 | | 3,388 | 3,320 | 1,124 | | 25 | | 2,196 |
| 5. Gódávari | | | | | | | 7,945 | 2,402 | | 574 | | 5,543 | 3,773 | 1,111 | | 297 | | 2,662 |
| 6. Agency, Gódávari | | | | | | | 1,585 | 513 | | 81 | | 1,072 | 647 | 242 | | 28 | | 405 |
| 7. Kistna | | | | | | | 7,467 | 2,438 | | 463 | | 5,029 | 4,204 | 1,206 | | 74 | | 2,998 |
| 8. Guntúr | | | | | | | 8,807 | 2,651 | | 790 | | 6,156 | 3,369 | 1,009 | | 286 | | 2,360 |
| 9. Nellore | | | | | | | 6,559 | 2,404 | | 220 | | 4,155 | 3,720 | 1,189 | | 79 | | 2,531 |
| 10. Cuddapah | | | | | | | 5,624 | 1,896 | | 354 | | 3,728 | 3,409 | 1,102 | | 80 | | 2,307 |
| 11. Kurnool | | | | | | | 6,225 | 2,493 | | 424 | | 3,732 | 3,309 | 1,188 | | 185 | | 2,121 |
| 12. Bellary | | | | | | | 4,844 | 1,897 | | 205 | | 2,947 | 3,321 | 1,222 | | 42 | | 2,099 |
| 13. Anantapur | | | | | | | 6,201 | 2,101 | | 317 | | 4,100 | 3,309 | 904 | | 30 | | 2,405 |
| 14. Madras | | | | | | | 6,213 | 1,908 | 3 | 48 | | 4,302 | 6,190 | 1,902 | 3 | 48 | | 4,285 |
| 15. Chingleput | | | | | | | 7,184 | 1,891 | | 295 | | 5,293 | 2,908 | 836 | | 35 | | 2,072 |
| 16. Chittoor | | | | | | | 9,830 | 2,988 | | 235 | | 6,842 | 5,626 | 1,773 | | 45 | | 3,853 |
| 17. North Arcot | | | | | | | 9,120 | 3,415 | | 482 | | 5,705 | 4,619 | 1,602 | | 97 | | 3,017 |
| 18. Salem | | | | | | | 5,716 | 2,001 | | 671 | | 3,715 | 3,285 | 1,000 | | 347 | | 2,285 |
| 19. Coimbatore | | | | | | | 6,877 | 2,298 | | 175 | | 4,579 | 3,634 | 1,305 | | 49 | | 2,329 |
| 20. South Arcot | | | | | | | 6,339 | 2,084 | | 386 | | 4,255 | 3,405 | 1,054 | | 62 | | 2,351 |
| 21. Tanjore | | | | | | | 12,934 | 3,995 | | 444 | | 8,939 | 5,021 | 1,507 | | 103 | | 3,514 |
| 22. Trichinopoly | | | | | | | 10,852 | 3,526 | | 961 | | 7,326 | 3,894 | 1,182 | | 160 | | 2,712 |
| 23. Madura | | | | | | | 5,710 | 2,129 | | 254 | | 3,581 | 3,317 | 1,197 | | 43 | | 2,120 |
| 24. Ramnád | | | | | | | 4,792 | 1,435 | | 154 | | 3,357 | 2,725 | 769 | | 16 | | 1,956 |
| 25. Tinnevelly | | | | | | | 10,594 | 3,062 | | 566 | | 7,532 | 4,240 | 1,439 | | 111 | | 2,801 |
| 26. Nilgiris | | | | | | | 1,121 | 492 | | 11 | | 629 | 1,052 | 456 | | 2 | | 596 |
| 27. Malabar | | | | | | | 4,771 | 1,746 | | 25 | | 3,025 | 4,771 | 1,746 | | 25 | | 3,025 |
| 28. Anjengo | | | | | | | 18 | 13 | | | | 5 | 18 | 13 | | | | 5 |
| 29. South Canara | | | | | | | 2,250 | 754 | | 21 | | 1,496 | 2,245 | 750 | | 21 | | 1,495 |
| **(2) Feudatory States** | | | | | | | *1,023* | *346* | | *58* | | *677* | *793* | *239* | | *22* | | *554* |
| 30. Pudukkóttai | | | | | | | 892 | 304 | | 43 | | 588 | 698 | 205 | | 20 | | 493 |
| 31. Banganapalle | | | | | | | 5 | 2 | | | | 3 | 5 | 2 | | | | 3 |
| 32. Sandúr | | | | | | | 126 | 40 | | 9 | | 86 | 90 | 32 | | 2 | | 58 |
| **(3) Cities** | | | | | | | *16,078* | *5,006* | *3* | *210* | | *11,069* | *15,272* | *4,781* | *3* | *205* | | *10,488* |
| 1. Bellary | | | | | | | 822 | 287 | | 3 | | 535 | 798 | 282 | | 1 | | 516 |
| 2. Calicut | | | | | | | 772 | 312 | | 3 | | 460 | 772 | 312 | | 3 | | 460 |
| 3. Cocanada | | | | | | | 580 | 178 | | 7 | | 402 | 369 | 125 | | 7 | | 244 |
| 4. Coimbatore | | | | | | | 801 | 303 | | 3 | | 498 | 768 | 302 | | 3 | | 466 |
| 5. Conjeeveram | | | | | | | 247 | 46 | | 4 | | 201 | 195 | 40 | | 3 | | 155 |
| 6. Cuddalore | | | | | | | 674 | 190 | | 13 | | 484 | 660 | 179 | | 13 | | 481 |
| 7. Kumbakónam | | | | | | | 502 | 145 | | | | 357 | 431 | 123 | | | | 308 |
| 8. Madras | | | | | | | 6,213 | 1,908 | 3 | 48 | | 4,302 | 6,190 | 1,902 | 3 | 48 | | 4,285 |
| 9. Madura | | | | | | | 1,350 | 533 | | 5 | | 817 | 1,264 | 510 | | 5 | | 754 |
| 10. Negapatam | | | | | | | 511 | 168 | | 6 | | 343 | 436 | 141 | | 6 | | 295 |
| 11. Salem | | | | | | | 506 | 87 | | 85 | | 419 | 496 | 84 | | 84 | | 412 |
| 12. Tanjore | | | | | | | 1,429 | 384 | | 10 | | 1,045 | 1,288 | 346 | | 8 | | 942 |
| 13. Trichinopoly | | | | | | | 1,671 | 465 | | 25 | | 1,206 | 1,605 | 435 | | 24 | | 1,170 |

This content downloaded from
106.51.163.168 on Wed, 05 Jun 2024 15:15:17 +00:00
All use subject to https://about.jstor.org/terms

# XV-A.

**for districts, etc.—*continued.***

PUBLIC FORCE—*concld.*

CLASS C: SUB-CLASS VII.—PUBLIC ADMINISTRATION.

## 44.—Police.

### 143. Village watchmen.

| Total workers and dependents. | Actual workers. | | | | Dependents. |
|---|---|---|---|---|---|
| | Total. | | Partially agriculturist. | | |
| | Males. | Females. | Males. | Females. | |
| 1030 | 1031 | 1032 | 1033 | 1034 | 1035 |
| *91,727* | *31,131* | ... | *7,670* | ... | *60,596* |
| *91,497* | *31,024* | ... | *7,640* | ... | *60,473* |
| 11,561 | 3,952 | ... | 1,262 | ... | 7,609 |
| 861 | 291 | ... | 40 | ... | 570 |
| 3,604 | 1,241 | ... | 368 | ... | 2,363 |
| 1,004 | 712 | ... | 79 | ... | 1,792 |
| 4,172 | 1,291 | ... | 277 | ... | 2,881 |
| 938 | 271 | ... | 53 | ... | 667 |
| 3,263 | 1,232 | ... | 389 | ... | 2,031 |
| 5,438 | 1,642 | ... | 504 | ... | 3,796 |
| 2,839 | 1,215 | ... | 141 | ... | 1,624 |
| 2,215 | 794 | ... | 274 | ... | 1,421 |
| 2,916 | 1,305 | ... | 289 | ... | 1,611 |
| 1,523 | 675 | ... | 163 | ... | 848 |
| 2,892 | 1,197 | ... | 287 | ... | 1,695 |
| 23 | 6 | ... | ... | ... | 17 |
| 4,276 | 1,055 | ... | 260 | ... | 3,221 |
| 4,204 | 1,215 | ... | 190 | ... | 2,989 |
| 4,501 | 1,813 | ... | 385 | ... | 2,688 |
| 2,431 | 1,001 | ... | 324 | ... | 1,430 |
| 3,243 | 993 | ... | 126 | ... | 2,250 |
| 2,934 | 1,030 | ... | 324 | ... | 1,904 |
| 7,913 | 2,488 | ... | 341 | ... | 5,425 |
| 6,958 | 2,344 | ... | 801 | ... | 4,614 |
| 2,393 | 932 | ... | 211 | ... | 1,461 |
| 2,067 | 666 | ... | 138 | ... | 1,401 |
| 6,354 | 1,623 | ... | 455 | ... | 4,731 |
| 69 | 36 | ... | 2 | ... | 33 |
| ... | ... | ... | ... | ... | ... |
| ... | ... | ... | ... | ... | ... |
| 5 | 4 | ... | ... | ... | 1 |
| *230* | *107* | ... | *30* | ... | *123* |
| 194 | 99 | ... | 23 | ... | 95 |
| ... | ... | ... | ... | ... | ... |
| 36 | 8 | ... | 7 | ... | 28 |
| *806* | *225* | ... | *5* | ... | *581* |
| 24 | 5 | ... | ... | ... | 19 |
| ... | ... | ... | ... | ... | ... |
| 211 | 53 | ... | ... | ... | 158 |
| 33 | 1 | ... | ... | ... | 32 |
| 52 | 6 | ... | 1 | ... | 46 |
| 14 | 11 | ... | ... | ... | 3 |
| 71 | 22 | ... | ... | ... | 49 |
| 23 | 6 | ... | ... | ... | 17 |
| 86 | 23 | ... | ... | ... | 63 |
| 75 | 27 | ... | ... | ... | 48 |
| 10 | 3 | ... | 1 | ... | 7 |
| 141 | 38 | ... | 2 | ... | 103 |
| 66 | 30 | ... | 1 | ... | 36 |

## Total Order 45.

| Total workers and dependents. | Actual workers. | | | | Dependents. |
|---|---|---|---|---|---|
| | Total. | | Partially agriculturist. | | |
| | Males. | Females. | Males. | Females. | |
| 1036 | 1037 | 1038 | 1039 | 1040 | 1041 |
| *353,164* | *114,313* | *551* | *25,153* | *50* | *238,300* |
| *343,338* | *111,207* | *539* | *24,330* | *50* | *231,592* |
| 1,7880 | 5,000 | ... | 1,751 | ... | 12,880 |
| 940 | 368 | ... | 140 | ... | 572 |
| 10,286 | 3,222 | ... | 816 | ... | 7,064 |
| 2,380 | 785 | ... | 109 | ... | 1,595 |
| 8,308 | 2,604 | ... | 906 | ... | 5,704 |
| 1,141 | 441 | ... | 127 | ... | 700 |
| 15,065 | 4,416 | 54 | 1,186 | ... | 10,595 |
| 13,963 | 4,642 | ... | 1 591 | ... | 9,321 |
| 12,029 | 3,704 | 2 | 1,267 | ... | 8,323 |
| 5,578 | 1,748 | ... | 554 | ... | 3,832 |
| 8,187 | 3,838 | ... | 1,159 | ... | 4,349 |
| 7,359 | 3,525 | 10 | 338 | 3 | 3,824 |
| 5,247 | 1,845 | 17 | 505 | 8 | 3,385 |
| 24,094 | 6,989 | 94 | 203 | ... | 17,011 |
| 14,961 | 5,086 | 14 | 831 | 1 | 9,861 |
| 12,338 | 4,316 | 26 | 495 | ... | 7,996 |
| 13,127 | 4,292 | 4 | 1,183 | 1 | 8,831 |
| 11,296 | 3,728 | 46 | 1,779 | 24 | 7,522 |
| 14,081 | 4,236 | 20 | 427 | ... | 9,825 |
| 17,253 | 5,552 | 55 | 1,501 | 6 | 11,646 |
| 38,447 | 11,886 | 112 | 1,811 | ... | 26,449 |
| 18,014 | 5,399 | 31 | 1,598 | 5 | 12,584 |
| 12,501 | 4,467 | ... | 857 | ... | 8,034 |
| 10,840 | 3,444 | 40 | 619 | 2 | 7,356 |
| 15,036 | 4,997 | 3 | 1,241 | ... | 10,036 |
| 1,396 | 585 | 6 | 39 | ... | 805 |
| 21,799 | 6,955 | 2 | 826 | ... | 14,842 |
| 122 | 31 | 1 | ... | ... | 90 |
| 9,670 | 3,108 | 2 | 471 | ... | 6,560 |
| *9,826* | *3,106* | *12* | *823* | ... | *6,708* |
| 8,053 | 2,637 | ... | 702 | ... | 5,416 |
| 1,647 | 433 | 11 | 115 | ... | 1,203 |
| 126 | 36 | 1 | 6 | ... | 89 |
| *54,488* | *16,048* | *379* | *869* | ... | *38,061* |
| 1,093 | 351 | ... | 12 | ... | 742 |
| 2,288 | 767 | ... | 22 | ... | 1,521 |
| 1,540 | 531 | 1 | 98 | ... | 1,008 |
| 2,173 | 701 | 21 | 4 | ... | 1,451 |
| 1,098 | 279 | ... | 39 | ... | 819 |
| 2,287 | 538 | 19 | 21 | ... | 1,730 |
| 2,663 | 742 | 115 | 50 | ... | 1,806 |
| 24,094 | 6,989 | 94 | 203 | ... | 17,011 |
| 5,384 | 1,934 | ... | 146 | ... | 3,430 |
| 1,666 | 513 | 14 | 29 | ... | 1,139 |
| 864 | 130 | 1 | 119 | ... | 533 |
| 4,321 | 1,110 | 112 | 95 | ... | 3,099 |
| 5,237 | 1,463 | 2 | 31 | ... | 3,772 |

## Order 45.—Public administration.

### 144. Service of the State.

| Total workers and dependents. | Actual workers. | | | | Dependents. | NUMBER. |
|---|---|---|---|---|---|---|
| | Total. | | Partially agriculturist. | | | |
| | Males. | Females. | Males. | Females. | | |
| 1042 | 7043 | 1044 | 1045 | 1046 | 1047 | |
| *160,087* | *47,514* | *21* | *7,816* | ... | *112,552* | |
| *160,086* | *47,513* | *21* | *7,816* | ... | *112,552* | |
| 10,801 | 3,109 | ... | 1,017 | ... | 7,692 | 1 |
| 553 | 271 | ... | 72 | ... | 282 | 2 |
| 3,868 | 1,022 | ... | 221 | ... | 2,846 | 3 |
| 772 | 273 | ... | 30 | ... | 199 | 4 |
| 3,554 | 1,222 | ... | 466 | ... | 2,332 | 5 |
| 160 | 52 | ... | 10 | ... | 108 | 6 |
| 6,861 | 2,041 | ... | 335 | ... | 4,820 | 7 |
| 4,243 | 1,307 | ... | 372 | ... | 2,936 | 8 |
| 4,393 | 1,283 | ... | 341 | ... | 3,110 | 9 |
| 2,304 | 812 | ... | 172 | ... | 1,492 | 10 |
| 2,743 | 959 | ... | 768 | ... | 1,784 | 11 |
| 3,198 | 1,361 | ... | 119 | ... | 1,837 | 12 |
| 1,895 | 625 | ... | 62 | ... | 1,270 | 13 |
| 15,708 | 4,209 | 18 | 168 | ... | 11,481 | 14 |
| 6,984 | 1,976 | ... | 237 | ... | 5,008 | 15 |
| 4,541 | 1,300 | ... | 220 | ... | 3,241 | 16 |
| 4,600 | 1,477 | ... | 215 | ... | 3,123 | 17 |
| 3,398 | 1,097 | ... | 452 | ... | 2,301 | 18 |
| 7,204 | 2,157 | ... | 123 | ... | 5,047 | 19 |
| 6,761 | 1,864 | ... | 198 | ... | 4,897 | 20 |
| 14,752 | 4,072 | ... | 484 | ... | 10,680 | 21 |
| 8,796 | 2,241 | ... | 299 | ... | 6,555 | 22 |
| 6,831 | 2,842 | ... | 241 | ... | 4,489 | 23 |
| 6,324 | 1,769 | 1 | 276 | ... | 4,554 | 24 |
| 8,083 | 2,568 | ... | 544 | ... | 5,515 | 25 |
| 917 | 378 | ... | 8 | ... | 539 | 26 |
| 13,748 | 3,991 | 2 | 234 | ... | 9,755 | 27 |
| 44 | 14 | ... | ... | ... | 30 | 28 |
| 6,050 | 1,721 | ... | 132 | ... | 4,329 | 29 |
| *1* | *1* | ... | ... | ... | ... | |
| ... | ... | ... | ... | ... | ... | 30 |
| 1 | 1 | ... | ... | ... | ... | 31 |
| ... | ... | ... | ... | ... | ... | 32 |
| *38,379* | *10,820* | *18* | *639* | ... | *27,541* | |
| 762 | 249 | ... | 8 | ... | 513 | 1 |
| 1,982 | 639 | ... | 12 | ... | 1,343 | 2 |
| 1,069 | 296 | ... | 35 | ... | 773 | 3 |
| 1,818 | 531 | ... | 4 | ... | 1,287 | 4 |
| 722 | 192 | ... | 23 | ... | 530 | 5 |
| 2,062 | 500 | ... | 13 | ... | 1,562 | 6 |
| 1,540 | 407 | ... | 35 | ... | 1,133 | 7 |
| 15,708 | 4,209 | 18 | 168 | ... | 11,481 | 8 |
| 3,864 | 1,425 | ... | 114 | ... | 2,439 | 9 |
| 1,099 | 323 | ... | 24 | ... | 776 | 10 |
| 513 | 96 | ... | 94 | ... | 417 | 11 |
| 3,507 | 850 | ... | 89 | ... | 2,657 | 12 |
| 3,733 | 1,103 | ... | 20 | ... | 2,630 | 13 |

This content downloaded from
106.51.163.168 on Wed, 05 Jun 2024 15:15:17 +00:00
All use subject to https://about.jstor.org/terms

CLASS C: SUB-CLASS VII.—PUBLIC ADMINISTRATION—*concld.*

Order 45.—Public administration—*concld.*

| DISTRICT, STATE OR CITY. | 145. Service of Native and Foreign States: Total workers and dependents. | Actual workers: Total. Males. | Actual workers: Total. Females. | Actual workers: Partially agriculturist. Males. | Actual workers: Partially agriculturist. Females. | Dependents. | 146. Municipal and other local (not village) service: Total workers and dependents. | Actual workers: Total. Males. | Actual workers: Total. Females. | Actual workers: Partially agriculturist. Males. | Actual workers: Partially agriculturist. Females. | Dependents. | 147. Village officials and servants other than watchmen: Total workers and dependents. | Actual workers: Total. Males. | Actual workers: Total. Females. | Actual workers: Partially agriculturist. Males. | Actual workers: Partially agriculturist. Females. | Dependents. |
|---|---|---|---|---|---|---|---|---|---|---|---|---|---|---|---|---|---|---|
| | 1048 | 1049 | 1050 | 1051 | 1052 | 1053 | 1054 | 1055 | 1056 | 1057 | 1058 | 1059 | 1060 | 1061 | 1062 | 1063 | 1064 | 1065 |
| **MADRAS** | *13,380* | *4,129* | *14* | *965* | ... | *9,237* | *33,768* | *11,174* | *514* | *1,077* | *50* | *22,080* | *145,929* | *51,496* | *2* | *15,295* | ... | *94,431* |
| **(1) British Territory** | *3,555* | *1,024* | *2* | *142* | ... | *2,529* | *33,768* | *11,174* | *514* | *1,077* | *50* | *22,080* | *145,929* | *51,496* | *2* | *15,295* | ... | *94,431* |
| 1. Ganjám | 54 | 14 | ... | 1 | ... | 40 | 226 | 82 | ... | 10 | ... | 144 | 6,799 | 1,795 | ... | 723 | ... | 5,004 |
| 2. Agency, Ganjám | ... | ... | ... | ... | ... | ... | ... | ... | ... | ... | ... | ... | 387 | 97 | ... | 68 | ... | 290 |
| 3. Vizagapatam | ... | ... | ... | ... | ... | ... | 1,171 | 347 | ... | 44 | ... | 824 | 5,247 | 1,553 | ... | 551 | ... | 3,394 |
| 4. Agency, Vizagapatam | ... | ... | ... | ... | ... | ... | 126 | 29 | ... | ... | ... | 97 | 1,482 | 483 | ... | 79 | ... | 999 |
| 5. Gódávari | ... | ... | ... | ... | ... | ... | 1,361 | 480 | ... | 113 | ... | 881 | 3,393 | 902 | ... | 327 | ... | 2,491 |
| 6. Agency, Gódávari | ... | ... | ... | ... | ... | ... | 31 | 12 | ... | 1 | ... | 19 | 950 | 377 | ... | 116 | ... | 573 |
| 7. Kistna | 123 | 65 | ... | 1 | ... | 58 | 759 | 218 | 54 | 33 | ... | 487 | 7,322 | 2,092 | ... | 817 | ... | 5,230 |
| 8. Guntúr | ... | ... | ... | ... | ... | ... | 716 | 227 | ... | 45 | ... | 489 | 9,004 | 3,108 | ... | 1,174 | ... | 5,896 |
| 9. Nellore | ... | ... | ... | ... | ... | ... | 698 | 201 | 2 | 10 | ... | 495 | 6,938 | 2,220 | ... | 916 | ... | 4,718 |
| 10. Cuddapah | 84 | 7 | ... | 2 | ... | 77 | 229 | 59 | ... | 4 | ... | 170 | 2,961 | 868 | ... | 376 | ... | 2,093 |
| 11. Kurnool | 40 | 16 | ... | ... | ... | 24 | 491 | 168 | ... | 36 | ... | 323 | 4,913 | 2,695 | ... | 355 | ... | 2,218 |
| 12. Bellary | 52 | 6 | 1 | ... | ... | 45 | 898 | 239 | 9 | 22 | 3 | 650 | 3,211 | 1,919 | ... | 197 | ... | 1,292 |
| 13. Anantapur | ... | ... | ... | ... | ... | ... | 706 | 231 | 17 | 57 | 8 | 458 | 2,646 | 989 | ... | 386 | ... | 1,657 |
| 14. Madras | 218 | 30 | ... | ... | ... | 188 | 7,963 | 2,695 | 74 | 32 | ... | 5,194 | 205 | 55 | 2 | 3 | ... | 148 |
| 15. Chingleput | 205 | 48 | ... | 16 | ... | 157 | 1,289 | 418 | 14 | 4 | 1 | 857 | 6,483 | 2,644 | ... | 574 | ... | 3,839 |
| 16. Chittoor | 28 | 6 | ... | ... | ... | 22 | 583 | 185 | 26 | 49 | ... | 372 | 7,186 | 2,825 | ... | 226 | ... | 4,361 |
| 17. North Arcot | ... | ... | ... | ... | ... | ... | 1,492 | 435 | 4 | 53 | 1 | 1,053 | 7,035 | 2,380 | ... | 915 | ... | 4,655 |
| 18. Salem | ... | ... | ... | ... | ... | ... | 913 | 328 | 46 | 170 | 24 | 539 | 6,985 | 2,303 | ... | 1,157 | ... | 4,682 |
| 19. Coimbatore | 123 | 20 | ... | 6 | ... | 103 | 1,240 | 439 | 20 | 22 | ... | 781 | 5,514 | 1,620 | ... | 276 | ... | 3,894 |
| 20. South Arcot | ... | ... | ... | ... | ... | ... | 818 | 233 | 55 | 53 | 6 | 530 | 9,674 | 3,455 | ... | 1,250 | ... | 6,219 |
| 21. Tanjore | 139 | 44 | ... | 17 | ... | 95 | 3,834 | 1,242 | 112 | 34 | ... | 2,480 | 19,722 | 6,528 | ... | 1,276 | ... | 13,194 |
| 22. Trichinopoly | 491 | 168 | ... | 35 | ... | 323 | 2,116 | 752 | 31 | 136 | 5 | 1,333 | 6,611 | 2,238 | ... | 1,128 | ... | 4,373 |
| 23. Madura | 344 | 75 | ... | 8 | ... | 269 | 1,696 | 659 | ... | 40 | ... | 1,037 | 3,630 | 1,391 | ... | 568 | ... | 2,239 |
| 24. Ramnad | 302 | 103 | ... | 20 | ... | 199 | 807 | 266 | 39 | 23 | 2 | 502 | 3,407 | 1,306 | ... | 300 | ... | 2,101 |
| 25. Tinnevelly | 930 | 372 | ... | 35 | ... | 558 | 1,817 | 616 | 3 | 67 | ... | 1,198 | 4,206 | 1,441 | ... | 595 | ... | 2,765 |
| 26. Nilgiris | ... | ... | ... | ... | ... | ... | 242 | 108 | 6 | 2 | ... | 128 | 237 | 99 | ... | 29 | ... | 158 |
| 27. Malabar | 345 | 34 | ... | 1 | ... | 311 | 979 | 315 | ... | 10 | ... | 666 | 6,727 | 2,617 | ... | 581 | ... | 4,110 |
| 28. Anjengo | 74 | 15 | 1 | ... | ... | 58 | ... | ... | ... | ... | ... | ... | 4 | 2 | ... | ... | ... | 2 |
| 29. South Canara | 3 | 1 | ... | ... | ... | 2 | 567 | 192 | 2 | 7 | ... | 373 | 3,050 | 1,104 | ... | 382 | ... | 1,856 |
| **(2) Feudatory States** | *9,825* | *3,105* | *12* | *823* | ... | *6,708* | ... | ... | ... | ... | ... | ... | ... | ... | ... | ... | ... | ... |
| 30. Pudukkóttai | 8,053 | 2,637 | ... | 702 | ... | 5,416 | ... | ... | ... | ... | ... | ... | ... | ... | ... | ... | ... | ... |
| 31. Banganapalle | 1,646 | 432 | 11 | 115 | ... | 1,203 | ... | ... | ... | ... | ... | ... | ... | ... | ... | ... | ... | ... |
| 32. Sandur | 126 | 36 | 1 | 6 | ... | 89 | ... | ... | ... | ... | ... | ... | ... | ... | ... | ... | ... | ... |
| **(3) Cities** | *501* | *44* | ... | *1* | ... | *457* | *13,301* | *4,675* | *359* | *135* | ... | *8,267* | *2,307* | *509* | *2* | *94* | ... | *1,796* |
| 1. Bellary | ... | ... | ... | ... | ... | ... | 191 | 92 | ... | 4 | ... | 99 | 140 | 10 | ... | ... | ... | 130 |
| 2. Calicut | 6 | 1 | ... | ... | ... | 5 | 212 | 98 | ... | 2 | ... | 114 | 88 | 29 | ... | 8 | ... | 59 |
| 3. Cocanada | ... | ... | ... | ... | ... | ... | 340 | 198 | 1 | 46 | ... | 141 | 131 | 37 | ... | 17 | ... | 94 |
| 4. Coimbatore | 20 | 2 | ... | ... | ... | 18 | 323 | 166 | 21 | ... | ... | 136 | 12 | 2 | ... | ... | ... | 10 |
| 5. Conjeeveram | 8 | 4 | ... | ... | ... | 4 | 163 | 36 | ... | ... | ... | 147 | 185 | 47 | ... | 16 | ... | 138 |
| 6. Cuddalore | ... | ... | ... | ... | ... | ... | 139 | 10 | 19 | ... | ... | 110 | 86 | 28 | ... | 7 | ... | 58 |
| 7. Kumbakónam | 2 | 2 | ... | 1 | ... | ... | 859 | 279 | 115 | 1 | ... | 465 | 262 | 54 | ... | 14 | ... | 208 |
| 8. Madras | 218 | 30 | ... | ... | ... | 188 | 7,963 | 2,695 | 74 | 32 | ... | 5,194 | 205 | 55 | 2 | 3 | ... | 148 |
| 9. Madura | 85 | ... | ... | ... | ... | 85 | 1,113 | 460 | ... | 17 | ... | 653 | 302 | 49 | ... | 15 | ... | 253 |
| 10. Negapatam | 1 | ... | ... | ... | ... | 1 | 403 | 146 | 14 | 5 | ... | 243 | 163 | 41 | ... | ... | ... | 119 |
| 11. Salem | ... | ... | ... | ... | ... | ... | 108 | 27 | 1 | 18 | ... | 80 | 43 | 7 | ... | 7 | ... | 36 |
| 12. Tanjore | 14 | 1 | ... | ... | ... | 13 | 708 | 236 | 112 | 4 | ... | 360 | 92 | 28 | ... | 2 | ... | 69 |
| 13. Trichinopoly | 147 | 4 | ... | ... | ... | 143 | 759 | 232 | 2 | 6 | ... | 525 | 598 | 124 | ... | 5 | ... | 474 |

This content downloaded from
106.51.163.168 on Wed, 05 Jun 2024 15:15:17 +00:00
All use subject to https://about.jstor.org/terms

# XV-A.

## for districts, etc.—*continued.*

CLASS C. SUB-CLASS VIII.—PROFESSIONS AND LIBERAL ARTS.

Order 46.—Religion.

Total Order 46.

148. Priests, ministers, etc.

149. Religious mendicants, inmates of monasteries, etc.

| Total workers and dependents. | Actual workers: Total. Males. | Females. | Partially agriculturist. Males. | Females. | Dependents. | Total workers and dependents. | Actual workers: Total. Males. | Females. | Partially agriculturist. Males. | Females. | Dependents. | Total workers and dependents. | Actual workers: Total. Males. | Females. | Partially agriculturist. Males. | Females. | Dependents. | NUMBER. |
|---|---|---|---|---|---|---|---|---|---|---|---|---|---|---|---|---|---|---|
| 1066 | 1067 | 1068 | 1069 | 1070 | 1071 | 1072 | 1073 | 1074 | 1075 | 1076 | 1077 | 1078 | 1079 | 1080 | 1081 | 1082 | 1083 | |
| *256,639* | *84,180* | *11,484* | *16,417* | *1,277* | *160,975* | *83,783* | *26,674* | *1,968* | *5,514* | *334* | *55,141* | *6,424* | *1,772* | *1,543* | *201* | *56* | *3,109* | |
| *253,354* | *82,922* | *11,428* | *15,975* | *1,265* | *159,004* | *82,808* | *26,398* | *1,952* | *5,466* | *334* | *54,458* | *6,411* | *1,762* | *1,542* | *201* | *56* | *3,107* | |
| 23,560 | 7,157 | 1,341 | 2,217 | 452 | 15,062 | 10,058 | 2,852 | 461 | 949 | 93 | 6,715 | 48 | 8 | ... | 1 | ... | 40 | 1 |
| 262 | 107 | 9 | 21 | ... | 146 | 76 | 38 | 3 | 6 | ... | 35 | ... | ... | ... | ... | ... | ... | 2 |
| 4,509 | 1,479 | 310 | 104 | 41 | 2,720 | 2,274 | 803 | 52 | 229 | 5 | 1,419 | 17 | 1 | 2 | ... | 1 | 14 | 3 |
| 1,469 | 412 | 67 | 65 | 8 | 990 | 420 | 134 | 44 | 15 | 8 | 242 | 4 | 1 | ... | ... | ... | 3 | 4 |
| 4,017 | 1,254 | 311 | 206 | 14 | 2,452 | 1,571 | 422 | 93 | 35 | 10 | 1,056 | 287 | 68 | 117 | ... | 2 | 102 | 5 |
| 346 | 99 | 20 | 14 | ... | 227 | 57 | 13 | 7 | ... | ... | 37 | 15 | 1 | 3 | ... | ... | 11 | 6 |
| 9,745 | 4,087 | 239 | 808 | 31 | 5,419 | 6,790 | 2,920 | 41 | 531 | 1 | 3,829 | 103 | 15 | 4 | 3 | ... | 84 | 7 |
| 7,511 | 2,397 | 389 | 870 | 48 | 4,725 | 3,095 | 922 | 168 | 377 | 16 | 2,005 | 39 | 22 | ... | 1 | ... | 17 | 8 |
| 5,309 | 1,756 | 705 | 573 | 73 | 2,848 | 2,089 | 826 | 127 | 324 | 26 | 1,136 | 8 | 6 | ... | 1 | ... | 2 | 9 |
| 2,082 | 680 | 228 | 206 | 77 | 1,174 | 638 | 249 | 63 | 107 | 13 | 326 | 43 | 14 | 21 | 14 | 18 | 8 | 10 |
| 1,604 | 479 | 133 | 116 | 22 | 992 | 639 | 184 | 56 | 59 | 10 | 390 | 99 | 21 | 13 | 8 | ... | 65 | 11 |
| 1,763 | 585 | 193 | 66 | 6 | 985 | 454 | 85 | 41 | 12 | 1 | 328 | 390 | 159 | 70 | 7 | 2 | 161 | 12 |
| 4,280 | 2,038 | 517 | 500 | 129 | 1,725 | 1,556 | 580 | 207 | 211 | 100 | 769 | 792 | 479 | 132 | 40 | 7 | 181 | 13 |
| 5,587 | 1,703 | 250 | 71 | ... | 3,634 | 2,396 | 802 | 17 | 52 | ... | 1,577 | 286 | 66 | 98 | ... | ... | 122 | 14 |
| 8,135 | 2,471 | 104 | 471 | 5 | 5,560 | 1,928 | 562 | 1 | 114 | ... | 1,365 | 47 | 14 | 4 | ... | ... | 29 | 15 |
| 6,301 | 1,785 | 966 | 393 | 45 | 3,550 | 1,283 | 524 | 30 | 112 | 2 | 729 | 2,103 | 209 | 751 | 73 | 23 | 1,143 | 16 |
| 7,356 | 2,363 | 247 | 559 | 19 | 4,746 | 1,970 | 581 | 46 | 158 | 7 | 1,363 | 157 | 55 | 20 | 5 | 1 | 82 | 17 |
| 8,372 | 2,939 | 331 | 729 | 74 | 5,102 | 1,146 | 370 | 22 | 78 | 4 | 754 | 46 | 19 | 7 | 3 | ... | 20 | 18 |
| 15,967 | 5,362 | 511 | 810 | 29 | 10,094 | 1,685 | 502 | 48 | 73 | ... | 1,137 | 88 | 40 | 2 | ... | ... | 46 | 19 |
| 10,483 | 3,745 | 195 | 1,176 | 34 | 6,543 | 2,873 | 1,031 | 26 | 330 | 3 | 1,816 | 200 | 98 | 7 | 10 | 1 | 95 | 20 |
| 31,859 | 9,428 | 516 | 1,644 | 47 | 21,915 | 13,202 | 3,367 | 219 | 646 | 33 | 9,616 | 191 | 89 | 11 | 8 | ... | 91 | 21 |
| 17,988 | 6,074 | 310 | 1,482 | 18 | 11,604 | 4,776 | 1,201 | ... | 258 | ... | 3,575 | 32 | 10 | ... | 1 | ... | 22 | 22 |
| 8,005 | 2,547 | 243 | 432 | 21 | 5,225 | 1,477 | 551 | 4 | 49 | ... | 922 | 156 | 42 | 49 | 3 | ... | 65 | 23 |
| 12,787 | 3,898 | 428 | 525 | 21 | 8,461 | 2,961 | 781 | 55 | 64 | 2 | 2,125 | 151 | 47 | 5 | 3 | ... | 99 | 24 |
| 13,357 | 3,947 | 357 | 533 | 19 | 9,053 | 3,679 | 861 | ... | 104 | ... | 2,818 | 232 | 22 | 16 | 1 | 1 | 194 | 25 |
| 598 | 123 | 52 | 4 | ... | 423 | 220 | 50 | 38 | 1 | ... | 132 | 8 | 4 | 2 | ... | ... | 2 | 26 |
| 29,083 | 9,846 | 2,091 | 418 | 18 | 17,146 | 7,372 | 2,821 | 66 | 107 | ... | 4,485 | 326 | 26 | 24 | 2 | ... | 276 | 27 |
| 28 | 14 | 1 | ... | ... | 13 | 2 | 2 | ... | ... | ... | ... | ... | ... | ... | ... | ... | ... | 28 |
| 10,991 | 4,147 | 374 | 662 | 14 | 6,470 | 6,121 | 2,384 | 19 | 465 | ... | 3,718 | 543 | 226 | 184 | 17 | ... | 133 | 29 |
| *3,285* | *1,258* | *56* | *442* | *12* | *1,971* | *975* | *276* | *16* | *48* | ... | *683* | *13* | *10* | *1* | ... | ... | *2* | |
| 3,113 | 1,177 | 54 | 424 | 12 | 1,882 | 948 | 266 | 16 | 48 | ... | 606 | 13 | 10 | 1 | ... | ... | 2 | 30 |
| 103 | 46 | ... | 14 | ... | 57 | 25 | 8 | ... | 2 | ... | 17 | ... | ... | ... | ... | ... | ... | 31 |
| 69 | 35 | 2 | 4 | ... | 32 | 2 | 2 | ... | ... | ... | ... | ... | ... | ... | ... | ... | ... | 32 |
| *20,766* | *5,932* | *662* | *527* | *3* | *14,172* | *9,271* | *2,593* | *119* | *266* | *3* | *6,559* | *688* | *227* | *151* | *3* | ... | *310* | |
| 288 | 50 | ... | 4 | ... | 218 | 132 | 35 | ... | 4 | ... | 97 | 69 | 10 | ... | ... | ... | 59 | 1 |
| 1,115 | 362 | 18 | 4 | ... | 735 | 482 | 35 | 2 | ... | ... | 445 | ... | ... | ... | ... | ... | ... | 2 |
| 924 | 442 | 32 | 45 | ... | 450 | 352 | 159 | 13 | 21 | ... | 180 | 189 | 112 | 2 | ... | ... | 75 | 3 |
| 584 | 132 | 6 | 5 | ... | 446 | 337 | 100 | 4 | 2 | ... | 233 | 5 | 4 | ... | ... | ... | 1 | 4 |
| 662 | 218 | 5 | 24 | ... | 439 | 307 | 144 | ... | 20 | ... | 163 | 8 | 6 | ... | ... | ... | 2 | 5 |
| 516 | 164 | 18 | 6 | ... | 334 | 284 | 81 | 2 | 1 | ... | 201 | 17 | 12 | 1 | 2 | ... | 4 | 6 |
| 3,351 | 782 | 80 | 134 | 1 | 2,489 | 2,628 | 598 | 68 | 96 | 1 | 1,962 | 13 | 2 | 11 | 1 | ... | ... | 7 |
| 5,587 | 1,703 | 250 | 71 | ... | 3,634 | 2,396 | 802 | 17 | 52 | ... | 1,577 | 286 | 66 | 98 | ... | ... | 122 | 8 |
| 2,818 | 872 | 65 | 81 | ... | 1,881 | 643 | 259 | ... | 21 | ... | 384 | 77 | 11 | 31 | ... | ... | 35 | 9 |
| 636 | 189 | 7 | 26 | 1 | 440 | 317 | 86 | 7 | 23 | 1 | 224 | ... | ... | ... | ... | ... | ... | 10 |
| 274 | 75 | 10 | 4 | 1 | 189 | 104 | 22 | 6 | 2 | 1 | 76 | 2 | ... | 2 | ... | ... | ... | 11 |
| 1,432 | 389 | 14 | 29 | ... | 1,029 | 746 | 198 | ... | 21 | ... | 548 | 6 | ... | 6 | ... | ... | ... | 12 |
| 2,599 | 554 | 157 | 94 | ... | 1,888 | 543 | 74 | ... | 3 | ... | 469 | 16 | 4 | ... | ... | ... | 12 | 13 |



This content downloaded from
106.51.163.168 on Wed, 05 Jun 2024 15:15:17 +00:00
All use subject to https://about.jstor.org/terms

# TABLE

## Occupation. Part II.—Details

CLASS C: SUB-CLASS VIII.—PROFESSIONS

### Order 46.—Religion—*concld.*

| DISTRICT, STATE OR CITY: | 150. Catechists, readers, church and mission service. | | | | | | 151. Temple, burial and burning ground service, pilgrim conductors, circumcisers. | | | | | |
|---|---|---|---|---|---|---|---|---|---|---|---|---|
| | Total workers and dependents. | Actual workers. | | | | Dependents. | Total workers and dependents. | Actual workers. | | | | Dependents. |
| | | Total. | | Partially agriculturist. | | | | Total. | | Partially agriculturist. | | |
| | | Males. | Females. | Males. | Females. | | | Males. | Females. | Males. | Females. | |
| | 1084 | 1085 | 1086 | 1087 | 1088 | 1089 | 1090 | 1091 | 1092 | 1093 | 1094 | 1095 |
| **MADRAS** ... | *13,329* | *3,405* | *435* | *384* | *16* | *9,489* | *153,103* | *52,329* | *7,538* | *10,318* | *871* | *93,136* |
| (1) British Territory ... | *13,300* | *3,397* | *435* | *384* | *16* | *9,468* | *150,835* | *51,365* | *7,499* | *9,924* | *859* | *91,871* |
| 1. Ganjam | 176 | 41 | 6 | 2 | ... | 129 | 13,278 | 4,256 | 874 | 1,265 | 359 | 8,148 |
| 2. Agency, Ganjam | 11 | 1 | 2 | ... | ... | 8 | 175 | 68 | 4 | 15 | ... | 103 |
| 3. Vizagapatam | 222 | 63 | 15 | 8 | ... | 144 | 1,996 | 612 | 241 | 167 | 35 | 1,143 |
| 4. Agency, Vizagapatam | 335 | 59 | 1 | 8 | ... | 275 | 710 | 218 | 22 | 42 | ... | 470 |
| 5. Godavari | 211 | 93 | 5 | 35 | ... | 113 | 1,948 | 671 | 96 | 136 | 2 | 1,181 |
| 6. Agency, Godavari | 94 | 11 | 1 | 2 | ... | 82 | 180 | 74 | 9 | 12 | ... | 97 |
| 7. Kistna | 328 | 105 | 7 | 2 | ... | 216 | 2,524 | 1,047 | 187 | 272 | 30 | 1,290 |
| 8. Guntúr | 917 | 334 | 42 | 82 | ... | 541 | 3,460 | 1,119 | 179 | 410 | 32 | 2,162 |
| 9. Nellore | 660 | 154 | 35 | 25 | 8 | 471 | 2,552 | 770 | 543 | 223 | 39 | 1,239 |
| 10. Cuddapah | 172 | 16 | 13 | 1 | 5 | 143 | 1,229 | 401 | 131 | 84 | 41 | 697 |
| 11. Kurnool | 321 | 80 | 17 | 1 | 1 | 224 | 545 | 194 | 47 | 48 | 11 | 304 |
| 12. Bellary | 137 | 48 | ... | ... | ... | 89 | 782 | 293 | 82 | 47 | 3 | 407 |
| 13. Anantapur | 155 | 54 | 7 | 10 | ... | 94 | 1,777 | 925 | 171 | 239 | 22 | 681 |
| 14. Madras | 1,078 | 188 | 66 | 2 | ... | 824 | 1,827 | 647 | 69 | 17 | ... | 1,111 |
| 15. Chingleput | 618 | 115 | 9 | 11 | ... | 494 | 5,542 | 1,780 | 90 | 348 | 5 | 3,672 |
| 16. Chittoor | 418 | 126 | 34 | 41 | 1 | 258 | 2,497 | 926 | 151 | 167 | 19 | 1,420 |
| 17. North Arcot | 328 | 98 | 47 | 7 | ... | 183 | 4,901 | 1,649 | 134 | 389 | 11 | 3,118 |
| 18. Salem | 263 | 33 | 4 | 3 | ... | 226 | 6,917 | 2,517 | 298 | 645 | 70 | 4,102 |
| 19. Coimbatore | 383 | 167 | 1 | 4 | ... | 215 | 13,811 | 4,653 | 462 | 733 | 29 | 8,696 |
| 20. South Arcot | 304 | 53 | 20 | 4 | ... | 231 | 7,106 | 2,563 | 142 | 832 | 30 | 4,401 |
| 21. Tanjore | 565 | 113 | 10 | 4 | 1 | 442 | 17,901 | 5,859 | 276 | 986 | 13 | 11,766 |
| 22. Trichinopoly | 557 | 193 | ... | 49 | ... | 364 | 12,623 | 4,670 | 316 | 1,174 | 18 | 7,643 |
| 23. Madura | 836 | 179 | 45 | 14 | ... | 612 | 5,536 | 1,775 | 135 | 366 | 21 | 3,626 |
| 24. Ramnad | 284 | 62 | 5 | 6 | ... | 217 | 9,391 | 3,008 | 363 | 452 | 19 | 6,020 |
| 25. Tinnevelly | 1,471 | 405 | 9 | 43 | ... | 1,057 | 7,975 | 2,659 | 332 | 385 | 18 | 4,984 |
| 26. Nilgiris | 113 | 21 | 3 | ... | ... | 89 | 257 | 48 | 9 | 3 | ... | 200 |
| 27. Malabar | 1,824 | 452 | 23 | 18 | ... | 1,349 | 19,561 | 6,547 | 1,978 | 291 | 18 | 11,036 |
| 28. Anjengo | 15 | 6 | ... | ... | ... | 9 | 11 | 6 | 1 | ... | ... | 4 |
| 29. South Canara | 504 | 127 | 8 | 2 | ... | 369 | 3,823 | 1,410 | 163 | 178 | 14 | 2,250 |
| (2) Feudatory States | *29* | *8* | ... | ... | ... | *21* | *2,268* | *964* | *39* | *394* | *12* | *1,265* |
| 30. Pudukkóttai | 29 | 8 | ... | ... | ... | 21 | 2,123 | 893 | 37 | 378 | 12 | 1,103 |
| 31. Banganápalle | ... | ... | ... | ... | ... | ... | 78 | 38 | ... | 12 | ... | 40 |
| 32. Sandur | ... | ... | ... | ... | ... | ... | 67 | 33 | 2 | 4 | ... | 32 |
| (3) Cities ... | *2,192* | *466* | *115* | *46* | ... | *1,611* | *8,615* | *2,646* | *277* | *212* | ... | *5,692* |
| 1. Bellary | 4 | 4 | ... | ... | ... | ... | 63 | 1 | ... | ... | ... | 62 |
| 2. Calicut | 192 | 62 | 8 | ... | ... | 122 | 441 | 265 | 8 | 4 | ... | 168 |
| 3. Cocanada | 36 | 18 | ... | 1 | ... | 18 | 347 | 153 | 17 | 23 | ... | 177 |
| 4. Coimbatore | 11 | ... | 1 | ... | ... | 10 | 231 | 28 | 1 | 3 | ... | 202 |
| 5. Conjeeveram | 9 | 7 | ... | ... | ... | 2 | 338 | 61 | 5 | 4 | ... | 273 |
| 6. Cuddalore | 43 | 4 | 7 | ... | ... | 32 | 172 | 67 | 8 | 3 | ... | 97 |
| 7. Kumbakónam | ... | ... | ... | ... | ... | ... | 710 | 182 | 1 | 37 | ... | 527 |
| 8. Madras ... | 1,078 | 188 | 66 | 2 | ... | 824 | 1,827 | 647 | 69 | 17 | ... | 1,111 |
| 9. Madura ... | 328 | 48 | 32 | 4 | ... | 248 | 1,770 | 554 | 2 | 56 | ... | 1,214 |
| 10. Negapatam | 1 | 1 | ... | ... | ... | ... | 318 | 102 | ... | 3 | ... | 213 |
| 11. Salem | 81 | 9 | 1 | ... | ... | 71 | 87 | 44 | 1 | 2 | ... | 42 |
| 12. Tanjore ... | 2 | 1 | ... | ... | ... | 1 | 678 | 190 | 8 | 8 | ... | 480 |
| 13. Trichinopoly | 407 | 124 | ... | 39 | ... | 283 | 1,633 | 352 | 157 | 52 | ... | 1,124 |

This content downloaded from
106.51.163.168 on Wed, 05 Jun 2024 15:15:17 +00:00
All use subject to https://about.jstor.org/terms

# X V - A.

## for Districts, etc.—*continued.*

AND LIBERAL ARTS—*cont.*

| | Total Order 47. | | | | | Order 47.—Law.* | | | | | | | | | | | |
|---|---|---|---|---|---|---|---|---|---|---|---|---|---|---|---|---|---|
| | | | | | | 152. Lawyers of all kinds, including Kazis, Law Agents and Mukhtiars. | | | | | | 153. Lawyers' clerks, petition writers, etc. | | | | | |
| | Total workers and dependents. | Actual workers. | | | | Total workers and dependents. | Actual workers. | | | | | Total workers and dependents. | Actual workers. | | | | |
| | | Total. | | Partially agriculturist. | | | Total. | | Partially agriculturist. | | | | Total. | | Partially agriculturist. | | |
| | | Males. | Females. | Males. | Females. | Dependents. | | Males. | Females. | Males. | Females. | Dependents. | | Males. | Females. | Males. | Females. | Dependents. | NUMBER. |
| | 1096 | 1097 | 1098 | 1099 | 1100 | 1101 | 1102 | 1103 | 1104 | 1105 | 1106 | 1107 | 1108 | 1109 | 1110 | 1111 | 1112 | 1113 | |
| | *48,580* | *13,339* | *3* | *2,294* | ... | *35,238* | *20,723* | *4,387* | ... | *1,093* | ... | *16,336* | *27,857* | *8,952* | *3* | *1,199* | ... | *18,902* | |
| | *47,995* | *13,196* | *3* | *2,248* | ... | *34,796* | *20,344* | *4,300* | ... | *1,058* | ... | *16,044* | *27,651* | *8,896* | *3* | *1,190* | ... | *18,752* | |
| | 3,714 | 1,032 | ... | 198 | ... | 2,682 | 742 | 128 | ... | 50 | ... | 614 | 2,972 | 904 | ... | 148 | ... | 2,068 | 1 |
| | 61 | 29 | ... | 6 | ... | 32 | ... | ... | ... | ... | ... | ... | 61 | 29 | ... | 6 | ... | 32 | 2 |
| | 1,496 | 396 | ... | 48 | ... | 1,100 | 679 | 184 | ... | 13 | ... | 495 | 817 | 212 | ... | 35 | ... | 605 | 3 |
| | 136 | 27 | ... | 8 | ... | 109 | 31 | 9 | ... | 5 | ... | 22 | 105 | 18 | ... | 3 | ... | 87 | 4 |
| | 1,670 | 339 | ... | 51 | ... | 1,331 | 1,102 | 176 | ... | 27 | ... | 926 | 568 | 163 | ... | 24 | ... | 405 | 5 |
| | 29 | 7 | ... | 4 | ... | 22 | 28 | 6 | ... | 3 | ... | 22 | 1 | 1 | ... | 1 | ... | ... | 6 |
| | 1,499 | 294 | ... | 90 | ... | 1,205 | 655 | 101 | ... | 36 | ... | 554 | 844 | 193 | ... | 54 | ... | 651 | 7 |
| | 883 | 335 | ... | 113 | ... | 548 | 375 | 74 | ... | 39 | ... | 301 | 508 | 261 | ... | 74 | ... | 247 | 8 |
| | 784 | 163 | ... | 56 | ... | 621 | 252 | 39 | ... | 19 | ... | 213 | 532 | 124 | ... | 37 | ... | 408 | 9 |
| | 481 | 168 | ... | 48 | ... | 313 | 121 | 41 | ... | 19 | ... | 80 | 360 | 127 | ... | 29 | ... | 233 | 10 |
| | 272 | 103 | ... | 13 | ... | 169 | 153 | 53 | ... | 6 | ... | 100 | 119 | 50 | ... | 7 | ... | 69 | 11 |
| | 976 | 218 | ... | 17 | ... | 758 | 442 | 96 | ... | 9 | ... | 346 | 534 | 122 | ... | 8 | ... | 412 | 12 |
| | 286 | 76 | ... | 28 | ... | 210 | 121 | 27 | ... | 16 | ... | 94 | 165 | 49 | ... | 12 | ... | 116 | 13 |
| | 3,524 | 798 | 1 | 81 | ... | 2,725 | 2,140 | 381 | ... | 50 | ... | 1,759 | 1,384 | 417 | 1 | 31 | ... | 936 | 14 |
| | 1,482 | 521 | ... | 102 | ... | 961 | 764 | 254 | ... | 77 | ... | 510 | 718 | 267 | ... | 25 | ... | 451 | 15 |
| | 660 | 224 | 1 | 17 | ... | 435 | 348 | 87 | ... | 8 | ... | 261 | 312 | 137 | 1 | 9 | ... | 174 | 16 |
| | 964 | 216 | ... | 78 | ... | 748 | 568 | 107 | ... | 54 | ... | 461 | 396 | 109 | ... | 24 | ... | 287 | 17 |
| | 801 | 257 | 1 | 52 | ... | 543 | 269 | 38 | ... | 7 | ... | 231 | 532 | 219 | 1 | 45 | ... | 312 | 18 |
| | 1,963 | 426 | ... | 73 | ... | 1,537 | 937 | 189 | ... | 49 | ... | 748 | 1,026 | 237 | ... | 24 | ... | 789 | 19 |
| | 2,284 | 572 | ... | 91 | ... | 1,712 | 791 | 165 | ... | 40 | ... | 626 | 1,493 | 407 | ... | 51 | ... | 1,086 | 20 |
| | 4,470 | 1,143 | ... | 302 | ... | 3,327 | 2,321 | 536 | ... | 175 | ... | 1,785 | 2,149 | 607 | ... | 127 | ... | 1,542 | 21 |
| | 2,187 | 497 | ... | 84 | ... | 1,690 | 775 | 113 | ... | 36 | ... | 662 | 1,412 | 384 | ... | 48 | ... | 1,028 | 22 |
| | 2,528 | 903 | ... | 131 | ... | 1,625 | 1,047 | 301 | ... | 54 | ... | 746 | 1,481 | 602 | ... | 77 | ... | 879 | 23 |
| | 1,525 | 442 | ... | 91 | ... | 1,083 | 701 | 150 | ... | 56 | ... | 551 | 824 | 292 | ... | 35 | ... | 532 | 24 |
| | 2,751 | 774 | ... | 135 | ... | 1,977 | 1,333 | 401 | ... | 73 | ... | 932 | 1,418 | 373 | ... | 62 | ... | 1,045 | 25 |
| | 97 | 28 | ... | 2 | ... | 69 | 30 | 6 | ... | ... | ... | 24 | 67 | 22 | ... | 2 | ... | 45 | 26 |
| | 8,502 | 2,682 | ... | 240 | ... | 5,820 | 2,746 | 475 | ... | 74 | ... | 2,271 | 5,756 | 2,207 | ... | 166 | ... | 3,549 | 27 |
| | 11 | 3 | ... | ... | ... | 8 | ... | ... | ... | ... | ... | ... | 11 | 3 | ... | ... | ... | 8 | 28 |
| | 1,959 | 523 | ... | 89 | ... | 1,436 | 873 | 163 | ... | 63 | ... | 710 | 1,086 | 360 | ... | 26 | ... | 726 | 29 |
| | *585* | *143* | ... | *46* | ... | *442* | *379* | *87* | ... | *37* | ... | *292* | *206* | *56* | ... | *9* | ... | *150* | |
| | 513 | 122 | ... | 46 | ... | 391 | 323 | 76 | ... | 37 | ... | 247 | 190 | 46 | ... | 9 | ... | 144 | 30 |
| | 31 | 16 | ... | ... | ... | 15 | 15 | 6 | ... | ... | ... | 9 | 16 | 10 | ... | ... | ... | 6 | 31 |
| | 41 | 5 | ... | ... | ... | 36 | 41 | 5 | ... | ... | ... | 36 | ... | ... | ... | ... | ... | ... | 32 |
| | *13,021* | *3,421* | *1* | *443* | ... | *9,599* | *5,847* | *1,110* | ... | *226* | ... | *4,737* | *7,174* | *2,311* | *1* | *217* | ... | *4,862* | |
| | 399 | 63 | ... | 8 | ... | 336 | 220 | 36 | ... | 5 | ... | 184 | 179 | 27 | ... | 3 | ... | 152 | 1 |
| | 1,222 | 452 | ... | 30 | ... | 770 | 319 | 46 | ... | 8 | ... | 273 | 903 | 406 | ... | 22 | ... | 497 | 2 |
| | 377 | 150 | ... | 25 | ... | 227 | 178 | 63 | ... | 14 | ... | 115 | 199 | 87 | ... | 11 | ... | 112 | 3 |
| | 615 | 152 | ... | 28 | ... | 463 | 250 | 51 | ... | 18 | ... | 199 | 365 | 101 | ... | 10 | ... | 264 | 4 |
| | 215 | 46 | ... | 6 | ... | 169 | 90 | 22 | ... | 3 | ... | 68 | 125 | 24 | ... | 3 | ... | 101 | 5 |
| | 1,296 | 303 | ... | 16 | ... | 993 | 372 | 93 | ... | 6 | ... | 279 | 924 | 210 | ... | 10 | ... | 714 | 6 |
| | 1,116 | 223 | ... | 66 | ... | 893 | 847 | 187 | ... | 62 | ... | 660 | 269 | 38 | ... | 4 | ... | 233 | 7 |
| | 3,524 | 798 | 1 | 81 | ... | 2,725 | 2,140 | 381 | ... | 50 | ... | 1,759 | 1,384 | 417 | 1 | 31 | ... | 936 | 8 |
| | 1,672 | 636 | ... | 85 | ... | 1,036 | 494 | 98 | ... | 16 | ... | 396 | 1,178 | 538 | ... | 69 | ... | 640 | 9 |
| | 305 | 102 | ... | 27 | ... | 203 | 149 | 32 | ... | 12 | ... | 117 | 156 | 70 | ... | 15 | ... | 86 | 10 |
| | 98 | 20 | ... | ... | ... | 78 | 39 | 9 | ... | ... | ... | 30 | 57 | 11 | ... | ... | ... | 46 | 11 |
| | 1,021 | 229 | ... | 47 | ... | 792 | 451 | 84 | ... | 32 | ... | 367 | 570 | 145 | ... | 15 | ... | 425 | 12 |
| | 1,163 | 247 | ... | 24 | ... | 916 | 298 | 8 | ... | ... | ... | 290 | 865 | 239 | ... | 24 | ... | 626 | 13 |

This content downloaded from
106.51.163.168 on Wed, 05 Jun 2024 15:15:17 +00:00
All use subject to https://about.jstor.org/terms

OCCUPATION.
II. DETAILS FOR DISTRICTS, ETC.

# TABLE

## Occupation. Part II.—Details

CLASS C: SUB-CLASS VIII.—PROFESSIONS

Order 48.—

| DISTRICT, STATE OR CITY. | Total Order 48. | | | | | | 154. MEDICAL PRACTITIONERS OF ALL KINDS, INCLUDING DENTISTS, OCULISTS AND VETERINARY SURGEONS. | | | | | |
|---|---|---|---|---|---|---|---|---|---|---|---|---|
| | Total workers and dependents. | Actual workers. | | | | Dependents. | Total workers and dependents. | Actual workers. | | | | Dependents. |
| | | Total. | | Partially agriculturist. | | | | Total. | | Partially agriculturist. | | |
| | | Males. | Females. | Males. | Females. | | | Males. | Females. | Males. | Females. | |
| | 1114 | 1115 | 1116 | 1117 | 1118 | 1119 | 1120 | 1121 | 1122 | 1123 | 1124 | 1125 |
| **MADRAS** ... | ***89,738*** | ***24,432*** | ***7,172*** | ***2,447*** | ***483*** | ***58,134*** | ***75,295*** | ***22,018*** | ***3,090*** | ***2,283*** | ***257*** | ***50,187*** |
| **(1) British Territory** ... | ***88,865*** | ***24,226*** | ***7,056*** | ***2,417*** | ***467*** | ***57,583*** | ***74,552*** | ***21,820*** | ***3,050*** | ***2,253*** | ***252*** | ***49,682*** |
| 1. GANJÁM ... ... | 3,924 | 934 | 188 | 150 | 27 | 2,802 | 3,471 | 879 | 134 | 141 | 24 | 2,458 |
| 2. AGENCY, GANJÁM ... | 44 | 19 | 1 | 1 | ... | 24 | 31 | 15 | ... | 1 | ... | 16 |
| 3. VIZAGAPATAM ... ... | 1,831 | 455 | 104 | 91 | 2 | 1,272 | 1,677 | 426 | 75 | 89 | 2 | 1,176 |
| 4. AGENCY, VIZAGAPATAM. | 416 | 112 | 37 | 14 | 6 | 267 | 338 | 93 | 35 | 12 | 6 | 210 |
| 5. GÓDÁVARI ... ... | 2,591 | 743 | 170 | 52 | 17 | 1,678 | 2,209 | 645 | 141 | 40 | 15 | 1,423 |
| 6. AGENCY, GÓDÁVARI ... | 137 | 46 | 20 | 5 | ... | 71 | 100 | 34 | 13 | 2 | ... | 53 |
| 7. KISTNA ... ... | 2,879 | 815 | 247 | 107 | 12 | 1,817 | 2,446 | 749 | 129 | 101 | 6 | 1,568 |
| 8. GUNTÚR ... ... | 2,763 | 864 | 371 | 143 | 60 | 1,528 | 2,369 | 819 | 188 | 139 | 44 | 1,362 |
| 9. NELLORE ... ... | 2,257 | 770 | 286 | 116 | 24 | 1,201 | 1,940 | 723 | 196 | 108 | 17 | 1,021 |
| 10. CUDDAPAH ... ... | 1,051 | 326 | 63 | 76 | 13 | 662 | 791 | 278 | 32 | 67 | 5 | 481 |
| 11. KURNOOL ... ... | 946 | 352 | 52 | 47 | 1 | 542 | 745 | 292 | 22 | 43 | ... | 431 |
| 12. BELLARY ... ... | 1,388 | 287 | 105 | 18 | 11 | 996 | 783 | 231 | 21 | 16 | ... | 531 |
| 13. ANANTAPUR ... ... | 1,402 | 760 | 128 | 52 | 37 | 514 | 1,237 | 725 | 100 | 48 | 37 | 412 |
| 14. MADRAS ... ... | 7,019 | 1,772 | 514 | 53 | ... | 4,733 | 4,724 | 1,196 | 73 | 39 | ... | 3,455 |
| 15. CHINGLEPUT ... ... | 3,701 | 933 | 374 | 88 | 10 | 2,394 | 2,878 | 857 | 131 | 84 | 2 | 1,890 |
| 16. CHITTOOR ... ... | 1,604 | 441 | 143 | 35 | 20 | 1,020 | 1,253 | 386 | 77 | 35 | 10 | 790 |
| 17. NORTH ARCOT ... | 3,997 | 964 | 572 | 106 | 64 | 2,461 | 3,212 | 880 | 156 | 100 | 3 | 2,176 |
| 18. SALEM ... ... | 1,651 | 520 | 105 | 118 | 16 | 1,026 | 1,380 | 452 | 48 | 90 | 9 | 880 |
| 19. COIMBATORE ... ... | 3,232 | 1,007 | 98 | 102 | 5 | 2,127 | 2,888 | 914 | 62 | 99 | 5 | 1,912 |
| 20. SOUTH ARCOT ... | 2,987 | 773 | 437 | 74 | 23 | 1,777 | 2,391 | 717 | 151 | 68 | 8 | 1,523 |
| 21. TANJORE ... ... | 9,375 | 2,516 | 884 | 253 | 35 | 5,975 | 8,128 | 2,386 | 416 | 240 | 24 | 5,326 |
| 22. TRICHINOPOLY ... | 3,736 | 1,016 | 297 | 82 | 35 | 2,513 | 3,328 | 901 | 108 | 68 | 16 | 2,321 |
| 23. MADURA ... ... | 3,316 | 892 | 299 | 85 | 35 | 2,125 | 2,762 | 777 | 190 | 80 | 15 | 1,795 |
| 24. RÁMNÁD ... ... | 2,836 | 786 | 234 | 64 | 7 | 1,816 | 2,466 | 748 | 74 | 62 | ... | 1,644 |
| 25. TINNEVELLY ... ... | 4,248 | 1,139 | 292 | 185 | ... | 2,817 | 3,855 | 1,087 | 185 | 182 | ... | 2,583 |
| 26 NILGIRIS ... ... | 530 | 126 | 67 | 3 | ... | 337 | 208 | 55 | 2 | 2 | ... | 151 |
| 27. MALABAR ... ... | 16,581 | 4,134 | 908 | 244 | 6 | 11,539 | 15,040 | 3,931 | 269 | 238 | 4 | 10,840 |
| 28. ANJENGO ... ... | 78 | 13 | 5 | 3 | ... | 60 | 72 | 13 | 2 | 3 | ... | 57 |
| 29. SOUTH CANARA ... | 2,345 | 711 | 145 | 50 | 1 | 1,489 | 1,830 | 611 | 22 | 47 | ... | 1,197 |
| **(2) Feudatory States** ... | ***873*** | ***206*** | ***116*** | ***30*** | ***16*** | ***551*** | ***743*** | ***198*** | ***40*** | ***30*** | ***5*** | ***505*** |
| 30. PUDUKKÓTTAI ... ... | 809 | 182 | 106 | 30 | 16 | 521 | 706 | 177 | 37 | 30 | 5 | 492 |
| 31. BANGANAPALLE ... | 36 | 19 | 4 | ... | ... | 13 | 31 | 18 | 3 | ... | ... | 10 |
| 32. SANDÚR ... ... | 28 | 5 | 6 | ... | ... | 17 | 6 | 3 | ... | ... | ... | 3 |
| **(3) Cities** ... ... | ***14,209*** | ***3,708*** | ***822*** | ***167*** | ***25*** | ***9,679*** | ***10,736*** | ***2,910*** | ***223*** | ***116*** | ***10*** | ***7,603*** |
| 1. BELLARY ... ... | 224 | 43 | 16 | 5 | 16 | 155 | 135 | 33 | 6 | ... | 6 | 96 |
| 2. CALICUT ... ... | 1,007 | 270 | 31 | 8 | 1 | 706 | 892 | 241 | 13 | 6 | 1 | 638 |
| 3. COCANADA ... ... | 436 | 188 | 8 | 21 | ... | 240 | 394 | 182 | 2 | 21 | ... | 210 |
| 4. COIMBATORE ... ... | 309 | 80 | 8 | 2 | ... | 221 | 279 | 71 | 3 | 2 | ... | 205 |
| 5. CONJEEVERAM ... | 251 | 67 | 5 | 2 | ... | 179 | 171 | 57 | 2 | 2 | ... | 112 |
| 6. CUDDALORE ... ... | 317 | 80 | 40 | 6 | ... | 197 | 247 | 66 | 22 | 3 | ... | 159 |
| 7. KUMBAKÓNAM ... ... | 688 | 197 | 41 | 10 | ... | 450 | 618 | 192 | 21 | 10 | ... | 405 |
| 8. MADRAS ... ... | 7,019 | 1,772 | 514 | 53 | ... | 4,733 | 4,724 | 1,196 | 73 | 39 | ... | 3,455 |
| 9. MADURA ... ... | 1,067 | 249 | 49 | 8 | ... | 769 | 885 | 203 | 41 | 3 | ... | 641 |
| 10. NEGAPATAM ... ... | 431 | 118 | 19 | 2 | ... | 294 | 411 | 111 | 14 | 2 | ... | 286 |
| 11. SALEM ... ... ... | 177 | 66 | 10 | 31 | ... | 101 | 117 | 42 | | 10 | ... | 75 |
| 12. TANJORE ... ... | 1,001 | 217 | 46 | 9 | 5 | 738 | 666 | 174 | 10 | 8 | 1 | 482 |
| 13. TRICHINOPOLY ... | 1,282 | 361 | 35 | 10 | 3 | 886 | 1,197 | 342 | 16 | 10 | 2 | 839 |

This content downloaded from 106.51.163.168 on Wed, 05 Jun 2024 15:15:17 +00:00
All use subject to https://about.jstor.org/terms

# XV-A.

## for districts, etc.—*continued.*

AND LIBERAL ARTS—*cont.*

OCCUPATION.
II. DETAILS FOR DISTRICTS, ETC.

**Medicine.**

| 155. Midwives, vaccinators, compounders, nurses, masseurs, etc. | | | | | | Order 49.—(Group 156.) Instruction (professors and teachers of all kinds and clerks and servants connected with education). | | | | | | Total Order 50. | | | | | | |
|---|---|---|---|---|---|---|---|---|---|---|---|---|---|---|---|---|---|---|
| Total workers and dependents. | Actual workers. | | | | Dependents. | Total workers and dependents. | Actual workers. | | | | Dependents. | Total workers and dependents. | Actual workers. | | | | Dependents. | NUMBER. |
| | Total. | | Partially agriculturist. | | | | Total. | | Partially agriculturist. | | | | Total. | | Partially agriculturist. | | | |
| | Males. | Females. | Males. | Females. | | | Males. | Females. | Males. | Females. | | | Males. | Females. | Males. | Females. | | |
| 1126 | 1127 | 1128 | 1129 | 1130 | 1131 | 1132 | 1133 | 1134 | 1135 | 1136 | 1137 | 1138 | 1139 | 1140 | 1141 | 1142 | 1143 | |
| ***14,443*** | ***2,414*** | ***4,082*** | ***164*** | ***226*** | ***7,947*** | ***146,746*** | ***47,566*** | ***6,764*** | ***5,934*** | ***409*** | ***92,416*** | ***139,193*** | ***43,278*** | ***12,489*** | ***4,345*** | ***814*** | ***83,426*** | |
| ***14,313*** | ***2,406*** | ***4,006*** | ***164*** | ***215*** | ***7,901*** | ***145,333*** | ***47,101*** | ***6,713*** | ***5,860*** | ***409*** | ***91,519*** | ***137,027*** | ***42,597*** | ***12,110*** | ***4,227*** | ***786*** | ***82,320*** | |
| 453 | 55 | 54 | 9 | 3 | 344 | 5,885 | 2,367 | 135 | 387 | 116 | 3,383 | 4,847 | 1,723 | 469 | 157 | 39 | 2,655 | 1 |
| 13 | 4 | 1 | ... | ... | 8 | 285 | 162 | 21 | ... | ... | 123 | 117 | 56 | 12 | 14 | 1 | 49 | 2 |
| 154 | 29 | 29 | 2 | ... | 96 | 4,883 | 1,524 | 373 | 242 | 57 | 2,986 | 1,734 | 317 | 424 | 54 | 44 | 993 | 3 |
| 78 | 19 | 2 | 2 | ... | 57 | 1,040 | 409 | 69 | 38 | ... | 562 | 641 | 157 | 182 | 24 | 8 | 302 | 4 |
| 382 | 98 | 29 | 3 | 2 | 255 | 4,473 | 1,371 | 257 | 247 | 17 | 2,845 | 3,896 | 1,269 | 274 | 151 | 12 | 2,353 | 5 |
| 37 | 12 | 7 | 3 | ... | 18 | 424 | 122 | 45 | 22 | 3 | 257 | 349 | 84 | 64 | 3 | ... | 201 | 6 |
| 433 | 66 | 118 | 6 | 6 | 249 | 5,617 | 2,027 | 287 | 546 | 16 | 3,303 | 5,573 | 1,649 | 627 | 222 | 46 | 3,297 | 7 |
| 394 | 45 | 183 | 4 | 16 | 166 | 4,601 | 1,599 | 499 | 394 | 16 | 2,503 | 4,056 | 1,278 | 480 | 274 | 62 | 2,298 | 8 |
| 317 | 47 | 90 | 8 | 7 | 180 | 2,669 | 1,003 | 161 | 182 | 21 | 1,505 | 2,851 | 736 | 207 | 139 | 21 | 1,908 | 9 |
| 260 | 48 | 31 | 9 | 8 | 181 | 1,932 | 621 | 71 | 153 | 25 | 1,240 | 1,208 | 273 | 171 | 53 | 14 | 764 | 10 |
| 201 | 60 | 30 | 4 | 1 | 111 | 2,029 | 754 | 64 | 117 | 7 | 1,211 | 2,239 | 493 | 213 | 58 | 40 | 1,533 | 11 |
| 605 | 56 | 84 | 2 | 11 | 465 | 2,787 | 936 | 265 | 75 | 5 | 1,586 | 2,051 | 801 | 337 | 76 | 3 | 913 | 12 |
| 165 | 35 | 28 | 4 | ... | 102 | 1,908 | 764 | 141 | 145 | 46 | 1,003 | 1,569 | 499 | 216 | 53 | 48 | 854 | 13 |
| 2,295 | 576 | 441 | 14 | ... | 1,278 | 8,283 | 2,110 | 737 | 87 | 1 | 5,436 | 11,047 | 3,342 | 313 | 72 | 1 | 7,392 | 14 |
| 823 | 76 | 243 | 4 | 8 | 504 | 5,461 | 1,735 | 214 | 167 | ... | 3,512 | 4,309 | 1,071 | 598 | 62 | 32 | 2,640 | 15 |
| 351 | 55 | 66 | ... | 10 | 230 | 3,655 | 941 | 86 | 119 | 1 | 2,628 | 1,496 | 365 | 195 | 67 | 6 | 936 | 16 |
| 785 | 84 | 416 | 6 | 61 | 285 | 5,926 | 1,873 | 214 | 277 | 1 | 3,839 | 4,769 | 1,620 | 248 | 195 | 13 | 2,901 | 17 |
| 271 | 68 | 57 | 28 | 7 | 146 | 3,972 | 1,064 | 212 | 203 | 16 | 2,696 | 3,266 | 1,135 | 248 | 148 | 89 | 1,883 | 18 |
| 344 | 93 | 36 | 3 | ... | 215 | 6,609 | 2,124 | 328 | 131 | 7 | 4,157 | 8,200 | 2,598 | 960 | 140 | 30 | 4,642 | 19 |
| 596 | 56 | 286 | 6 | 15 | 254 | 6,505 | 2,215 | 159 | 356 | 1 | 4,131 | 6,078 | 1,801 | 649 | 367 | 72 | 3,628 | 20 |
| 1,247 | 130 | 468 | 13 | 11 | 649 | 11,304 | 3,631 | 257 | 389 | 8 | 7,416 | 19,112 | 5,736 | 1,298 | 424 | 36 | 12,078 | 21 |
| 408 | 115 | 101 | 14 | 19 | 192 | 6,705 | 1,986 | 301 | 262 | 33 | 4,418 | 9,508 | 2,836 | 1,570 | 367 | 79 | 5,102 | 22 |
| 554 | 115 | 109 | 5 | 20 | 330 | 4,719 | 1,539 | 231 | 119 | 1 | 2,949 | 6,025 | 1,821 | 411 | 141 | 11 | 3,793 | 23 |
| 370 | 38 | 160 | 2 | 7 | 172 | 5,061 | 1,770 | 188 | 159 | 2 | 3,103 | 5,573 | 1,598 | 821 | 105 | 19 | 3,154 | 24 |
| 393 | 52 | 107 | 3 | ... | 234 | 9,377 | 2,924 | 582 | 381 | 8 | 5,871 | 6,906 | 2,277 | 444 | 258 | 10 | 4,185 | 25 |
| 322 | 71 | 65 | 1 | ... | 186 | 776 | 210 | 132 | 18 | 1 | 434 | 601 | 176 | 7 | 4 | ... | 418 | 26 |
| 1,541 | 203 | 639 | 6 | 2 | 691 | 24,284 | 7,019 | 494 | 457 | ... | 15,871 | 13,132 | 4,474 | 174 | 227 | 4 | 8,484 | 27 |
| 6 | ... | 3 | ... | ... | 3 | 82 | 11 | 15 | ... | ... | 56 | 131 | 16 | ... | 1 | ... | 115 | 28 |
| 515 | 100 | 123 | 3 | 1 | 292 | 4,081 | 1,390 | 196 | 166 | ... | 2,495 | 5,743 | 2,396 | 498 | 371 | 46 | 2,849 | 29 |
| ***130*** | ***8*** | ***76*** | ... | ***11*** | ***46*** | ***1,413*** | ***465*** | ***51*** | ***74*** | ... | ***897*** | ***2,166*** | ***681*** | ***379*** | ***118*** | ***28*** | ***1,106*** | |
| 103 | 5 | 69 | ... | 11 | 29 | 1,224 | 396 | 47 | 70 | ... | 781 | 1,978 | 603 | 361 | 105 | 28 | 1,014 | 30 |
| 5 | 1 | 1 | ... | ... | 3 | 129 | 47 | 1 | 3 | ... | 81 | 140 | 61 | 18 | 12 | ... | 61 | 31 |
| 22 | 2 | 6 | ... | ... | 14 | 60 | 22 | 3 | 1 | ... | 35 | 48 | 17 | ... | 1 | ... | 31 | 32 |
| ***3,473*** | ***798*** | ***599*** | ***51*** | ***15*** | ***2,076*** | ***18,757*** | ***4,703*** | ***1,330*** | ***291*** | ***52*** | ***12,724*** | ***21,705*** | ***6,074*** | ***1,201*** | ***226*** | ***21*** | ***14,430*** | |
| 89 | 10 | 10 | 5 | 10 | 69 | 466 | 101 | 31 | 3 | 28 | 334 | 363 | 95 | 20 | 6 | 17 | 248 | 1 |
| 115 | 29 | 18 | 2 | ... | 68 | 1,200 | 307 | 94 | 6 | ... | 799 | 811 | 143 | 4 | 2 | ... | 664 | 2 |
| 42 | 6 | 6 | ... | ... | 30 | 710 | 211 | 61 | 15 | 4 | 438 | 185 | 61 | 17 | 2 | 1 | 107 | 3 |
| 30 | 9 | 5 | ... | ... | 16 | 771 | 137 | 70 | 2 | 5 | 564 | 676 | 174 | 85 | 19 | ... | 417 | 4 |
| 80 | 10 | 3 | ... | ... | 67 | 582 | 145 | 5 | 21 | ... | 432 | 510 | 82 | 160 | 1 | 1 | 268 | 5 |
| 70 | 14 | 18 | 3 | ... | 38 | 767 | 185 | 41 | 22 | ... | 541 | 337 | 107 | 22 | 14 | ... | 208 | 6 |
| 70 | 5 | 20 | ... | ... | 45 | 919 | 260 | 39 | 37 | ... | 620 | 1,095 | 336 | 134 | 10 | 1 | 625 | 7 |
| 2,295 | 576 | 441 | 14 | ... | 1,278 | 8,283 | 2,110 | 737 | 87 | 1 | 5,436 | 11,047 | 3,342 | 313 | 72 | 1 | 7,392 | 8 |
| 182 | 46 | 8 | 5 | ... | 128 | 835 | 282 | 12 | 29 | ... | 541 | 2,056 | 555 | 193 | 26 | ... | 1,308 | 9 |
| 20 | 7 | 5 | ... | ... | 8 | 633 | 180 | 27 | 9 | 7 | 426 | 881 | 236 | 51 | 26 | ... | 594 | 10 |
| 60 | 24 | 10 | 21 | ... | 26 | 431 | 112 | 35 | 19 | ... | 284 | 214 | 54 | 5 | 22 | ... | 155 | 11 |
| 335 | 43 | 36 | 1 | 4 | 256 | 1,309 | 314 | 45 | 29 | ... | 950 | 1,919 | 528 | 36 | 17 | ... | 1,355 | 12 |
| 85 | 19 | 19 | ... | 1 | 47 | 1,851 | 359 | 133 | 12 | 7 | 1,359 | 1,611 | 361 | 161 | 9 | ... | 1,089 | 13 |

* Except law, medicine, music, dancing and drawing.



This content downloaded from
106.51.163.168 on Wed, 05 Jun 2024 15:15:17 +00:00
All use subject to https://about.jstor.org/terms

OCCUPATION.
II. DETAILS FOR DISTRICTS, ETC.

# TABLE

## Occupation. Part II.—Details

CLASS C: SUB-CLASS VIII.—PROFESSIONS

Order 50.—Letters and

| DISTRICT, STATE OR CITY. | 157. Public scribes, stenographers, etc. | | | | | | 158. Architects, surveyors, engineers, and their employés. | | | | | |
|---|---|---|---|---|---|---|---|---|---|---|---|---|
| | Total workers and dependents. | Actual workers. | | | | Dependents. | Total workers and dependents. | Actual workers. | | | | Dependents. |
| | | Total. | | Partially agricul-turist. | | | | Total. | | Partially agricul-turist. | | |
| | | Males. | Females. | Males. | Females. | | | Males. | Females. | Males. | Females. | |
| | 1144 | 1145 | | 1147 | 1148 | 1149 | 1150 | 1151 | 1152 | 1153 | 1154 | 1155 |
| **MADRAS ...** | ***1,771*** | ***534*** | ***13*** | ***41*** | ... | ***1,224*** | ***27,213*** | ***8,068*** | ***36*** | ***918*** | ***4*** | ***19,109*** |
| **(1) British Territory ...** | ***1,769*** | ***534*** | ***13*** | ***41*** | ... | ***1,222*** | ***26,962*** | ***7,961*** | ***36*** | ***893*** | ***4*** | ***18,965*** |
| 1. Ganjám ... ... | 12 | 2 | ... | ... | ... | 10 | 749 | 258 | ... | 43 | ... | 491 |
| 2. Agency, Ganjám ... | 8 | 4 | ... | ... | ... | 4 | 27 | 18 | ... | 2 | ... | 9 |
| 3. Vizagapatam ... ... | 51 | 28 | ... | 4 | ... | 23 | 326 | 67 | ... | 4 | ... | 259 |
| 4. Agency, Vizagapatam. | ... | ... | ... | ... | ... | ... | 24 | 10 | ... | ... | ... | 14 |
| 5. Gódávari ... ... | 120 | 50 | ... | ... | ... | 70 | 1,529 | 480 | .... | 73 | ... | 1049 |
| 6. Agency, Gódávari ... | ... | ... | ... | ... | ... | ... | 116 | 57 | ... | 3 | ... | 59 |
| 7. Kistna ... ... | 146 | 36 | ... | 5 | ... | 110 | 1,961 | 497 | ... | 71 | ... | 1,464 |
| 8. Guntúr ... ... | 25 | 1 | ... | ... | ... | 24 | 512 | 181 | ... | 39 | ... | 331 |
| 9. Nellore ... ... | 15 | 4 | ... | ... | ... | 11 | 789 | 172 | ... | 30 | ... | 617 |
| 10. Cuddapah ... | 64 | 9 | ... | 2 | ... | 55 | 136 | 25 | ... | 0 | ... | 111 |
| 11. Kurnool ... ... | 8 | 2 | ... | ... | ... | 6 | 1,237 | 147 | ... | 18 | ... | 1,090 |
| 12. Bellary ... ... | 1 | 1 | ... | ... | ... | ... | 339 | 119 | ... | 10 | ... | 220 |
| 13. Anantapur ... | ... | ... | ... | ... | ... | ... | 541 | 147 | ... | 6 | ... | 394 |
| 14. Madras ... ... | 93 | 16 | 12 | ... | ... | 65 | 5,094 | 1,465 | 9 | 53 | ... | 3,620 |
| 15. Chingleput ... ... | 239 | 20 | ... | ... | ... | 219 | 446 | 134 | ... | 8 | ... | 312 |
| 16. Chittoor ... ... | 1 | ... | ... | ... | ... | 1 | 254 | 67 | 2 | 8 | ... | 185 |
| 17. North Arcot ... | 17 | 11 | ... | ... | ... | 6 | 1,603 | 544 | ... | 68 | ... | 1,059 |
| 18. Salem ... ... ... | 15 | 4 | ... | 2 | ... | 11 | 554 | 186 | ... | 57 | ... | 368 |
| 19. Coimbatore ... ... | 210 | 131 | ... | 8 | ... | 79 | 1,150 | 338 | ... | 24 | ... | 812 |
| 20. South Arcot ... | 10 | 1 | ... | ... | ... | 9 | 1,143 | 310 | ... | 38 | ... | 833 |
| 21. Tanjore ... ... | 39 | 7 | 1 | 2 | ... | 31 | 2,984 | 893 | 5 | 146 | ... | 2,086 |
| 22. Trichinopoly ... | 49 | ... | ... | ... | ... | 49 | 1,349 | 424 | ... | 76 | ... | 925 |
| 23. Madura ... ... | 468 | 110 | ... | 13 | ... | 358 | 679 | 263 | ... | 35 | ... | 416 |
| 24. Rámnád ... ... | 1 | ... | ... | ... | ... | 1 | 439 | 198 | 10 | 8 | ... | 231 |
| 25. Tinnevelly ... ... | 40 | 11 | ... | ... | ... | 29 | 942 | 373 | ... | 44 | ... | 569 |
| 26. Nilgiris ... ... | ... | ... | ... | ... | ... | ... | 386 | 126 | 1 | 3 | ... | 259 |
| 27. Malabar ... ... | 72 | 63 | ... | 4 | ... | 9 | 1,324 | 338 | 2 | 11 | ... | 984 |
| 28. Anjengo ... ... | ... | ... | ... | ... | ... | ... | 69 | 5 | ... | ... | ... | 64 |
| 29. South Canara ... | 65 | 23 | ... | 1 | ... | 42 | 260 | 119 | 7 | 9 | 4 | 134 |
| **(2) Feudatory States ...** | ***2*** | ... | ... | ... | ... | ***2*** | ***251*** | ***107*** | .. | ***25*** | ... | ***144*** |
| 30. Pudukóttai ... ... | 2 | ... | ... | ... | ... | 2 | 244 | 105 | ... | 25 | ... | 139 |
| 31. Banganapalle ... | ... | ... | ... | ... | ... | ... | 2 | 2 | ... | ... | ... | ... |
| 32. Sandúr ... | ... | ... | ... | ... | ... | ... | 5 | ... | ... | ... | ... | 5 |
| **(3) Cities ... ...** | ***600*** | ***122*** | ***13*** | ***11*** | ... | ***465*** | ***7,653*** | ***2,206*** | ***11*** | ***137*** | ... | ***5,436*** |
| 1. Bellary ... ... | ... | ... | ... | ... | ... | ... | 55 | 34 | ... | 3 | ... | 21 |
| 2. Calicut ... ... | ... | ... | ... | ... | ... | ... | 528 | 27 | ... | ... | ... | 501 |
| 3. Cocanada ... ... | ... | ... | ... | ... | ... | ... | 84 | 45 | ... | 1 | ... | 39 |
| 4. Coimbatore ... ... | 7 | 1 | .. | ... | ... | 6 | 274 | 79 | ... | 2 | ... | 195 |
| 5. Conjeeveram ... | ... | ... | ... | ... | ... | ... | 69 | 17 | ... | 1 | ... | 52 |
| 6. Cuddalore ... ... | ... | ... | ... | ... | ... | ... | 189 | 76 | ... | 12 | ... | 113 |
| 7. Kumbakónam ... ... | ... | ... | ... | ... | ... | ... | 74 | 19 | ... | 1 | ... | 55 |
| 8. Madras ... ... | 93 | 16 | 12 | .. | .. | 65 | 5,094 | 1,465 | 9 | 53 | ... | 3,620 |
| 9. Madura ... ... | 439 | 103 | ... | 10 | ... | 336 | 204 | 107 | ... | 5 | ... | 97 |
| 10. Negapatam ... ... | 11 | 2 | ... | 1 | ... | 9 | 114 | 57 | 2 | 19 | ... | 55 |
| 11. Salem ... ... ... | ... | ... | ... | ... | ... | ... | 50 | 24 | ... | 22 | ... | 26 |
| 12. Tanjore ... ... | 4 | ... | 1 | ... | ... | 3 | 394 | 95 | ... | 9 | ... | 299 |
| 13. Trichinopoly ... | 46 | ... | ... | ... | ... | 46 | 524 | 161 | ... | 9 | ... | 363 |

This content downloaded from
106.51.163.168 on Wed, 05 Jun 2024 15:15:17 +00:00
All use subject to https://about.jstor.org/terms

# XV-A.

## for districts, etc.—*continued.*

AND LIBERAL ARTS—*concld.*

arts and sciences.

CLASS C: SUB-CLASS IX.—PERSONS LIVING ON THEIR INCOME.

**Order 51.—Persons living principally on their income.**—(Group 161).
Proprietors (other than of agricultural land), fund and scholarship holders and pensioners.

| 150. Others (authors, photographers, artists, sculptors, astronomers, meteorologists, botanists, astrologers, etc.) | | | | | | 160. Music composers and masters, players on all kinds of musical instruments (not military), singers, actors and dancers. | | | | | | Order 51.—Persons living principally on their income.—(Group 161). Proprietors (other than of agricultural land), fund and scholarship holders and pensioners. | | | | | | |
|---|---|---|---|---|---|---|---|---|---|---|---|---|---|---|---|---|---|---|
| Total workers and dependents. | Actual workers. Total. Males. | Females. | Partially agriculturist. Males. | Females. | Dependents. | Total workers and dependents. | Actual workers. Total. Males. | Females. | Partially agriculturist. Males. | Females. | Dependents. | Total workers and dependents. | Actual workers. Total. Males. | Females. | Partially agriculturist. Males. | Females. | Dependents. | NUMBER. |
| 1156 | 1157 | 1158 | 1159 | 1160 | 1161 | 1162 | 1163 | 1164 | 1165 | 1166 | 1167 | 1168 | 1169 | 1170 | 1171 | 1172 | 1173 | |
| ***28,400*** | ***8,888*** | ***756*** | ***803*** | ***51*** | ***18,756*** | ***81,809*** | ***25,788*** | ***11,684*** | ***2,583*** | ***759*** | ***44,337*** | ***87,308*** | ***20,973*** | ***9,420*** | ***2,771*** | ***299*** | ***56,915*** | |
| ***28,203*** | ***8,818*** | ***755*** | ***785*** | ***51*** | ***18,630*** | ***80,093*** | ***25,284*** | ***11,306*** | ***2,508*** | ***731*** | ***43,503*** | ***86,603*** | ***20,780*** | ***9,359*** | ***2,738*** | ***293*** | ***56,464*** | |
| 253 | 82 | 4 | 10 | ... | 167 | 3,833 | 1,381 | 465 | 104 | 39 | 1,987 | 3,302 | 816 | 159 | 154 | 19 | 2,327 | 1 |
| 10 | 1 | 8 | ... | ... | 1 | 72 | 33 | 4 | 12 | 1 | 36 | 28 | 10 | 2 | 1 | ... | 16 | 2 |
| 73 | 27 | ... | 8 | ... | 46 | 1,284 | 195 | 424 | 38 | 44 | 665 | 5,424 | 1,576 | 533 | 496 | 27 | 3,315 | 3 |
| 16 | 5 | 2 | 2 | ... | 9 | 601 | 142 | 180 | 22 | 8 | 279 | 159 | 48 | 10 | 10 | ... | 101 | 4 |
| 82 | 30 | 3 | 12 | ... | 49 | 2,165 | 709 | 271 | 66 | 12 | 1,185 | 2,756 | 811 | 437 | 133 | 32 | 1,508 | 5 |
| 2 | 1 | ... | ... | ... | 1 | 231 | 26 | 64 | ... | ... | 141 | 99 | 23 | 11 | 3 | 1 | 65 | 6 |
| 377 | 25 | 136 | 3 | 12 | 216 | 3,089 | 1,091 | 491 | 143 | 34 | 1,507 | 4,814 | 871 | 793 | 82 | 9 | 2,950 | 7 |
| 230 | 129 | ... | 15 | ... | 101 | 3,289 | 967 | 480 | 220 | 62 | 1,842 | 2,148 | 315 | 660 | 75 | 18 | 1,173 | 8 |
| 81 | 23 | ... | 6 | ... | 58 | 1,966 | 537 | 207 | 103 | 21 | 1,222 | 1,489 | 434 | 212 | 72 | 24 | 843 | 9 |
| 29 | 11 | ... | ... | ... | 18 | 979 | 228 | 171 | 45 | 14 | 580 | 332 | 119 | 27 | 22 | 8 | 186 | 10 |
| 35 | 18 | 3 | ... | ... | 14 | 959 | 326 | 210 | 40 | 40 | 423 | 833 | 199 | 78 | 33 | 2 | 556 | 11 |
| 193 | 74 | 12 | 4 | ... | 107 | 1,518 | 607 | 325 | 62 | 3 | 586 | 1,995 | 575 | 450 | 30 | ... | 970 | 12 |
| 91 | 52 | ... | 13 | ... | 39 | 937 | 300 | 216 | 34 | 48 | 421 | 841 | 280 | 104 | 67 | 8 | 457 | 13 |
| 3,439 | 1,161 | 23 | 11 | ... | 2,255 | 2,421 | 700 | 269 | 8 | 1 | 1,452 | 19,855 | 4,385 | 2,176 | 128 | 28 | 13,294 | 14 |
| 479 | 149 | ... | 3 | ... | 330 | 3,145 | 768 | 598 | 51 | 32 | 1,779 | 4,662 | 1,058 | 709 | 176 | 4 | 3,495 | 15 |
| 85 | 5 | 9 | 1 | ... | 71 | 1,156 | 293 | 184 | 58 | 6 | 679 | 1,072 | 348 | 96 | 38 | 3 | 628 | 16 |
| 807 | 250 | 10 | 42 | ... | 547 | 2,342 | 815 | 238 | 85 | 13 | 1,289 | 9,108 | 2,188 | 384 | 444 | 18 | 6,536 | 17 |
| 878 | 304 | 38 | 46 | 4 | 536 | 1,819 | 641 | 210 | 43 | 85 | 968 | 1,907 | 435 | 163 | 86 | 10 | 1,309 | 18 |
| 1,539 | 518 | 18 | 24 | ... | 1,003 | 5,301 | 1,611 | 942 | 84 | 30 | 2,748 | 1,761 | 336 | 228 | 32 | 4 | 1,197 | 19 |
| 1,572 | 537 | 31 | 152 | 4 | 1,004 | 3,353 | 953 | 618 | 177 | 68 | 1,782 | 2,528 | 593 | 274 | 112 | 7 | 1,861 | 20 |
| 2,134 | 582 | 34 | 44 | 1 | 1,518 | 13,955 | 4,254 | 1,258 | 232 | 35 | 8,443 | 5,927 | 1,199 | 696 | 105 | 33 | 4,032 | 21 |
| 1,434 | 436 | ... | 30 | ... | 998 | 6,676 | 1,976 | 1,570 | 252 | 78 | 3,130 | 4,816 | 1,359 | 431 | 120 | 7 | 3,020 | 22 |
| 1,423 | 449 | ... | 26 | ... | 974 | 3,455 | 999 | 411 | 67 | 11 | 2,045 | 1,134 | 413 | 164 | 33 | 1 | 557 | 23 |
| 985 | 283 | 45 | 33 | ... | 657 | 4,148 | 1,117 | 726 | 64 | 19 | 2,265 | 927 | 218 | 95 | 42 | 14 | 514 | 24 |
| 1,370 | 424 | 97 | 42 | ... | 849 | 4,554 | 1,469 | 347 | 172 | 10 | 2,738 | 2,156 | 404 | 335 | 73 | 9 | 1,417 | 25 |
| 99 | 28 | ... | ... | ... | 71 | 116 | 22 | 6 | 1 | ... | 88 | 1,226 | 152 | 141 | 5 | ... | 933 | 26 |
| 7,761 | 2,218 | 12 | 123 | 1 | 5,531 | 3,975 | 1,855 | 160 | 89 | 3 | 1,960 | 3,361 | 1,170 | 112 | 111 | 2 | 2,079 | 27 |
| 36 | 3 | ... | ... | ... | 33 | 26 | 8 | ... | 1 | ... | 18 | 44 | 8 | 1 | 2 | ... | 35 | 28 |
| 2,690 | 993 | 270 | 126 | 29 | 1,427 | 2,728 | 1,261 | 221 | 235 | 13 | 1,248 | 2,099 | 437 | 478 | 53 | 5 | 1,184 | 29 |
| ***197*** | ***70*** | ***1*** | ***18*** | | ***126*** | ***1,716*** | ***504*** | ***378*** | ***75*** | ***28*** | ***834*** | ***705*** | ***193*** | ***61*** | ***33*** | ***6*** | ***451*** | |
| 189 | 67 | 1 | 17 | ... | 121 | 1,543 | 431 | 360 | 63 | 28 | 752 | 672 | 190 | 59 | 33 | 6 | 423 | 30 |
| 5 | 1 | ... | 1 | ... | 4 | 133 | 58 | 18 | 11 | ... | 57 | 32 | 2 | 2 | ... | ... | 28 | 31 |
| 3 | 2 | ... | ... | ... | 1 | 40 | 15 | ... | 1 | ... | 25 | 1 | 1 | ... | ... | ... | ... | 32 |
| ***5,071*** | ***1,625*** | ***32*** | ***35*** | | ***3,414*** | ***8,381*** | ***2,121*** | ***1,145*** | ***43*** | ***21*** | ***5,115*** | ***31,558*** | ***7,637*** | ***3,307*** | ***315*** | ***48*** | ***20,614*** | |
| 20 | 5 | ... | ... | ... | 15 | 288 | 56 | 20 | 3 | 17 | 212 | 952 | 382 | 277 | 1 | ... | 293 | 1 |
| 174 | 49 | ... | 2 | ... | 125 | 109 | 67 | 4 | ... | ... | 38 | 794 | 398 | 24 | 19 | ... | 372 | 2 |
| 7 | 3 | ... | ... | ... | 4 | 94 | 13 | 17 | 1 | 1 | 64 | 540 | 209 | 46 | 12 | ... | 285 | 3 |
| 88 | 30 | ... | 5 | ... | 58 | 307 | 64 | 85 | 12 | ... | 158 | 650 | 44 | 14 | 2 | ... | 592 | 4 |
| 20 | 7 | ... | ... | ... | 13 | 421 | 58 | 160 | ... | 1 | 203 | 367 | 99 | 28 | 12 | ... | 240 | 5 |
| 33 | 13 | 1 | 1 | ... | 19 | 115 | 18 | 21 | 1 | ... | 76 | 703 | 119 | 133 | 15 | 3 | 451 | 6 |
| 157 | 63 | 4 | 4 | ... | 90 | 864 | 254 | 130 | 5 | 1 | 480 | 644 | 151 | 85 | 21 | 11 | 408 | 7 |
| 3,439 | 1,161 | 23 | 11 | ... | 2,255 | 2,421 | 700 | 269 | 8 | 1 | 1,452 | 19,855 | 4,385 | 2,176 | 128 | 28 | 13,294 | 8 |
| 239 | 87 | ... | 10 | ... | 152 | 1,174 | 258 | 193 | 1 | ... | 723 | 755 | 335 | 99 | 27 | 1 | 321 | 9 |
| 104 | 22 | 1 | 1 | ... | 81 | 652 | 155 | 48 | 5 | ... | 449 | 1,409 | 278 | 122 | 7 | 1 | 1,009 | 10 |
| 17 | 3 | ... | ... | ... | 14 | 147 | 27 | 5 | ... | ... | 115 | 220 | 70 | 13 | 3 | ... | 137 | 11 |
| 359 | 110 | 3 | 1 | ... | 246 | 1,162 | 323 | 32 | 7 | ... | 807 | 1,569 | 333 | 127 | 18 | ... | 1,109 | 12 |
| 414 | 72 | ... | ... | ... | 342 | 627 | 128 | 161 | ... | ... | 338 | 3,100 | 834 | 163 | 50 | 4 | 2,103 | 13 |

This content downloaded from
106.51.163.168 on Wed, 05 Jun 2024 15:15:17 +00:00
All use subject to https://about.jstor.org/terms

OCCUPATION.
II. DETAILS FOR DISTRICTS, ETC.

# TABLE

## Occupation. Part II.—Details

CLASS D.—SUB-CLASS X.—

Order 52.—Domestic

| DISTRICT, STATE OR CITY. | Total Order 52. | | | | | | 162. Cooks and water carriers, door-keepers, watchmen and other indoor servants. | | | | | |
|---|---|---|---|---|---|---|---|---|---|---|---|---|
| | Total workers and dependents. | Actual workers. | | | | Dependents. | Total workers and dependents. | Actual workers. | | | | Dependents. |
| | | Total. | | Partially agriculturists. | | | | Total. | | Partially agriculturists. | | |
| | | Males. | Females. | Males. | Females. | | | Males. | Females. | Males. | Females. | |
| | 1174 | 1175 | 1176 | 1177 | 1178 | 1179 | 1180 | 1181 | 1182 | 1183 | 1184 | 1185 |
| **MADRAS** | *206,095* | *63,073* | *47,329* | *2,622* | *1,492* | *95,693* | *186,959* | *55,865* | *47,074* | *2,543* | *1,492* | *84,020* |
| **(1) British Territory** | *203,826* | *62,281* | *47,026* | *2,544* | *1,484* | *94,519* | *184,907* | *55,202* | *46,771* | *2,468* | *1,484* | *82,934* |
| 1. Ganjám | 8,370 | 2,802 | 1,738 | 128 | 89 | 3,830 | 8,147 | 2,708 | 1,737 | 127 | 89 | 3,702 |
| 2. Agency, Ganjám | 601 | 121 | 338 | 11 | ... | 142 | 601 | 121 | 338 | 11 | ... | 142 |
| 3. Vizagapatam | 9,660 | 3,067 | 2,271 | 391 | 136 | 4,322 | 9,462 | 2,994 | 2,271 | 386 | 138 | 4,197 |
| 4. Agency, Vizagapatam | 5,279 | 1,716 | 1,422 | 93 | 30 | 2,141 | 4,887 | 1,565 | 1,422 | 92 | 30 | 1,900 |
| 5. Gódávari | 7,213 | 1,958 | 1,785 | 68 | 84 | 3,470 | 6,618 | 1,718 | 1,785 | 68 | 84 | 3,115 |
| 6. Agency, Gódávari | 466 | 205 | 35 | 2 | 9 | 226 | 433 | 197 | 35 | 2 | 9 | 201 |
| 7. Kistna | 5,889 | 1,757 | 1,210 | 121 | 86 | 2,922 | 5,542 | 1,616 | 1,203 | 112 | 86 | 2,723 |
| 8. Guntúr | 3,895 | 1,209 | 1,106 | 254 | 525 | 1,580 | 3,818 | 1,177 | 1,106 | 253 | 525 | 1,535 |
| 9. Nellore | 4,215 | 1,256 | 1,093 | 190 | 124 | 1,866 | 4,088 | 1,141 | 1,093 | 185 | 124 | 1,854 |
| 10. Cuddapah | 1,861 | 687 | 385 | 91 | 11 | 789 | 1,822 | 664 | 385 | 91 | 11 | 773 |
| 11. Kurnool | 1,848 | 735 | 327 | 54 | 44 | 786 | 1,617 | 621 | 310 | 45 | 44 | 680 |
| 12. Bellary | 7,041 | 2,177 | 1,023 | 31 | 51 | 3,841 | 5,735 | 1,917 | 1,023 | 28 | 51 | 2,795 |
| 13. Anantapur | 2,378 | 1,066 | 473 | 36 | 66 | 839 | 2,324 | 1,032 | 472 | 28 | 66 | 820 |
| 14. Madras | 34,628 | 10,473 | 5,750 | 81 | 2 | 18,405 | 26,649 | 7,810 | 5,597 | 74 | 2 | 13,242 |
| 15. Chingleput | 6,331 | 1,441 | 1,074 | 72 | 7 | 3,816 | 5,708 | 1,150 | 1,074 | 72 | 7 | 3,484 |
| 16. Chittoor | 3,740 | 830 | 682 | 99 | 14 | 2,228 | 3,675 | 791 | 681 | 98 | 14 | 2,203 |
| 17. North Arcot | 3,088 | 948 | 596 | 32 | 4 | 1,544 | 2,813 | 843 | 596 | 31 | 4 | 1,374 |
| 18. Salem | 2,535 | 911 | 557 | 30 | 50 | 1,067 | 2,293 | 795 | 557 | 29 | 50 | 941 |
| 19. Coimbatore | 6,514 | 2,407 | 1,175 | 45 | 6 | 2,932 | 6,087 | 2,289 | 1,113 | 45 | 6 | 2,685 |
| 20. South Arcot | 2,907 | 914 | 733 | 36 | 14 | 1,260 | 2,811 | 865 | 733 | 36 | 14 | 1,213 |
| 21. Tanjore | 10,862 | 3,215 | 2,333 | 199 | 17 | 5,314 | 10,480 | 3,099 | 2,332 | 198 | 17 | 5,049 |
| 22. Trichinopoly | 6,536 | 1,797 | 1,195 | 63 | 22 | 3,544 | 6,294 | 1,694 | 1,195 | 61 | 22 | 3,405 |
| 23. Madura | 5,953 | 1,597 | 1,168 | 62 | 4 | 3,188 | 5,799 | 1,532 | 1,168 | 61 | 4 | 3,099 |
| 24. Ramnad | 5,895 | 2,020 | 886 | 85 | 26 | 2,989 | 5,822 | 1,988 | 886 | 83 | 26 | 2,948 |
| 25. Tinnevelly | 7,467 | 2,137 | 1,211 | 143 | 8 | 4,119 | 7,316 | 2,091 | 1,209 | 143 | 8 | 4,016 |
| 26. Nilgiris | 8,657 | 2,882 | 858 | 16 | ... | 4,917 | 7,324 | 2,446 | 858 | 15 | ... | 4,020 |
| 27. Malabar | 30,632 | 9,373 | 11,153 | 74 | 36 | 10,106 | 27,918 | 8,002 | 11,150 | 57 | 36 | 8,766 |
| 28. Anjengo | 253 | 58 | 89 | ... | ... | 106 | 253 | 58 | 89 | ... | ... | 106 |
| 29. South Canara | 9,112 | 2,522 | 4,360 | 37 | 17 | 2,230 | 8,571 | 2,278 | 4,347 | 37 | 17 | 1,946 |
| **(2) Feudatory States** | *2,269* | *792* | *303* | *78* | *8* | *1,174* | *2,052* | *663* | *303* | *75* | *8* | *1,086* |
| 30. Pudukkóttai | 1,655 | 578 | 243 | 70 | 8 | 834 | 1,501 | 481 | 243 | 68 | 8 | 777 |
| 31. Banganapalle | 457 | 154 | 37 | 8 | ... | 266 | 417 | 135 | 37 | 7 | ... | 245 |
| 32. Sandur | 157 | 60 | 23 | ... | ... | 74 | 134 | 47 | 23 | ... | ... | 64 |
| **(3) Cities** | *55,444* | *16,928* | *9,887* | *214* | *75* | *28,629* | *46,223* | *13,893* | *9,734* | *204* | *75* | *22,596* |
| 1. Bellary | 2,377 | 955 | 214 | 10 | 38 | 1,208 | 1,646 | 779 | 214 | 7 | 38 | 653 |
| 2. Calicut | 3,788 | 1,103 | 1,314 | 1 | ... | 1,371 | 3,778 | 1,100 | 1,314 | 1 | ... | 1,364 |
| 3. Cocanada | 1,654 | 450 | 285 | 6 | 11 | 919 | 1,504 | 380 | 285 | 6 | 11 | 839 |
| 4. Coimbatore | 1,128 | 316 | 185 | 6 | ... | 627 | 1,124 | 315 | 185 | 6 | ... | 624 |
| 5. Conjeeveram | 165 | 54 | 48 | 6 | ... | 63 | 131 | 30 | 48 | 6 | ... | 53 |
| 6. Cuddalore | 955 | 247 | 236 | 3 | 1 | 472 | 936 | 234 | 236 | 3 | 1 | 466 |
| 7. Kumbakonam | 772 | 222 | 265 | 21 | 1 | 285 | 746 | 210 | 265 | 21 | 1 | 271 |
| 8. Madras | 34,628 | 10,473 | 5,750 | 81 | 2 | 18,405 | 26,649 | 7,810 | 5,597 | 74 | 2 | 13,242 |
| 9. Madura | 2,417 | 864 | 319 | 22 | ... | 1,234 | 2,415 | 864 | 319 | 22 | ... | 1,232 |
| 10. Negapatam | 1,896 | 774 | 399 | 18 | 7 | 723 | 1,892 | 774 | 399 | 18 | 7 | 719 |
| 11. Salem | 411 | 112 | 117 | 8 | 14 | 182 | 373 | 100 | 117 | 8 | 14 | 156 |
| 12. Tanjore | 1,448 | 313 | 330 | 5 | 1 | 805 | 1,330 | 303 | 330 | 5 | 1 | 697 |
| 13. Trichinopoly | 3,805 | 1,045 | 425 | 27 | ... | 2,335 | 3,699 | 994 | 425 | 27 | ... | 2,280 |

This content downloaded from 106.51.163.168 on Wed, 05 Jun 2024 15:15:17 +00:00
All use subject to https://about.jstor.org/terms

# XV-A.

## for districts, etc.—*continued.*

DOMESTIC SERVICE. — CLASS D SUB-CLASS XI.—INSUFFICIENTLY DESCRIBED OCCUPATIONS.

service.

Order 53.—General terms which do not indicate definite occupation.

| | 163. Private Grooms, Coachmen, Dog Boys, etc. | | | | | Total Order 53. | | | | | | 164. Manufacturers, Business Men and Contractors—Otherwise Unspecified. | | | | | | |
|---|---|---|---|---|---|---|---|---|---|---|---|---|---|---|---|---|---|---|
| | Actual workers. | | | | | Actual workers. | | | | | | Actual workers. | | | | | | |
| | Total. | | Partially agricul-turist. | | | Total. | | Partially agricul-turist. | | | | Total. | | Partially agricul-turist. | | | | |
| | Total workers and dependents. | Males. | Females. | Males | Females | Dependents. | Total workers and dependents. | Males. | Females. | Males | Females | Dependents. | Total workers and dependents. | Males. | Females. | Males | Females. | Dependents. | NUMBER. |
| | 1186 | 1187 | 1188 | 1189 | 1190 | 1191 | 1192 | 1193 | 1194 | 1195 | 1196 | 1197 | 1198 | 1199 | 1200 | 1201 | 1202 | 1203 | |
| | *19,136* | *7,208* | *255* | *79* | ... | *11,673* | *1,527,676* | *392,569* | *483,251* | *17,848* | *14,396* | *652,056* | *14,764* | *4,091* | *160* | *470* | *6* | *10,513* | |
| | *18,919* | *7,079* | *255* | *76* | ... | *11,585* | *1,503,693* | *387,121* | *471,705* | *17,552* | *14,176* | *644,867* | *14,687* | *4,063* | *160* | *466* | *6* | *10,464* | |
| | 223 | 94 | 1 | 1 | ... | 128 | 63,715 | 14,482 | 22,977 | 892 | 634 | 26,256 | 222 | 100 | ... | 17 | ... | 122 | 1 |
| | ... | ... | ... | ... | ... | ... | 10,662 | 2,827 | 3,145 | 61 | 11 | 4,690 | 5 | 5 | ... | 3 | ... | ... | 2 |
| | 198 | 73 | ... | 5 | ... | 125 | 46,983 | 12,537 | 16,471 | 508 | 387 | 17,975 | 450 | 166 | ... | 18 | ... | 284 | 3 |
| | 392 | 151 | ... | 1 | ... | 241 | 66,702 | 17,430 | 29,053 | 267 | 258 | 20,219 | 72 | 8 | 3 | ... | ... | 61 | 4 |
| | 595 | 240 | ... | ... | ... | 355 | 30,309 | 11,231 | 5,701 | 211 | 29 | 13,377 | 161 | 59 | 4 | 5 | ... | 118 | 5 |
| | 33 | 8 | ... | ... | ... | 25 | 4,670 | 991 | 1,685 | 16 | 6 | 1,991 | 33 | 7 | 1 | 3 | ... | 25 | 6 |
| | 347 | 141 | 7 | 9 | ... | 199 | 33,385 | 8,911 | 7,403 | 878 | 293 | 17,071 | 302 | 56 | 26 | 10 | ... | 220 | 7 |
| | 77 | 32 | ... | 1 | ... | 45 | 14,993 | 4,984 | 3,242 | 542 | 55 | 6,767 | 861 | 151 | 11 | 61 | ... | 699 | 8 |
| | 127 | 115 | ... | 5 | ... | 12 | 27,857 | 8,643 | 7,410 | 981 | 204 | 11,804 | 173 | 44 | 26 | 9 | 2 | 103 | 9 |
| | 39 | 23 | ... | ... | ... | 16 | 16,120 | 4,951 | 4,932 | 219 | 85 | 6,237 | 177 | 52 | ... | 12 | ... | 125 | 10 |
| | 231 | 114 | 11 | 9 | ... | 106 | 33,173 | 8,614 | 13,243 | 2,572 | 3,638 | 11,316 | 175 | 55 | 7 | 4 | ... | 113 | 11 |
| | 1,306 | 260 | ... | 3 | ... | 1,046 | 9,773 | 2 736 | 2,318 | 126 | 191 | 4,719 | 731 | 358 | ... | 5 | ... | 373 | 12 |
| | 54 | 34 | 1 | 8 | ... | 19 | 19,294 | 5,645 | 6,086 | 256 | 107 | 7,563 | 130 | 40 | 3 | 1 | ... | 87 | 13 |
| | 7,979 | 2,663 | 153 | 7 | ... | 5,163 | 65,311 | 21,790 | 4,748 | 375 | 3 | 38,773 | 2,056 | 531 | 9 | 23 | ... | 1,516 | 14 |
| | 623 | 291 | ... | ... | ... | 332 | 51,997 | 10,045 | 12,279 | 1,090 | 302 | 28,673 | 1,051 | 272 | ... | 70 | ... | 779 | 15 |
| | 65 | 39 | 1 | 1 | ... | 25 | 11,123 | 4,125 | 2,431 | 428 | 38 | 4,567 | 203 | 64 | 1 | 8 | ... | 138 | 16 |
| | 275 | 105 | ... | 1 | ... | 170 | 36,710 | 10,165 | 8,351 | 370 | 24 | 18,194 | 765 | 186 | 4 | 46 | ... | 575 | 17 |
| | 242 | 116 | ... | 1 | ... | 126 | 81,998 | 22,164 | 31,792 | 468 | 3,930 | 28,242 | 597 | 179 | 2 | 16 | 1 | 416 | 18 |
| | 427 | 118 | 32 | ... | ... | 247 | 125,546 | 31,478 | 38,678 | 719 | 279 | 55,390 | 720 | 178 | 10 | 12 | ... | 532 | 19 |
| | 96 | 49 | ... | ... | ... | 47 | 35,238 | 9,175 | 9,439 | 274 | 103 | 16,624 | 428 | 133 | 6 | 18 | ... | 289 | 20 |
| | 382 | 116 | 1 | 1 | ... | 265 | 130,619 | 34,125 | 36,080 | 782 | 208 | 60,414 | 802 | 189 | 7 | 32 | ... | 606 | 21 |
| | 242 | 103 | ... | 2 | ... | 139 | 233,153 | 49,463 | 113,019 | 2,020 | 2,204 | 70,671 | 1,243 | 458 | 6 | 24 | ... | 779 | 22 |
| | 154 | 65 | ... | 1 | ... | 89 | 46,323 | 13,417 | 12,196 | 438 | 107 | 20,710 | 682 | 158 | ... | 18 | .. | 524 | 23 |
| | 73 | 32 | ... | 2 | ... | 41 | 116,416 | 26,792 | 42,391 | 594 | 283 | 47,233 | 142 | 24 | 1 | 8 | ... | 117 | 24 |
| | 151 | 46 | 2 | ... | ... | 103 | 95,747 | 19,637 | 15,519 | 1,657 | 580 | 60,591 | 567 | 103 | 17 | 20 | 3 | 447 | 25 |
| | 1,333 | 436 | ... | 1 | ... | 897 | 14,385 | 5,747 | 3,361 | 304 | 53 | 5,574 | 401 | 86 | 5 | 6 | ... | 310 | 26 |
| | 2,714 | 1,371 | 3 | 17 | ... | 1,340 | 29,365 | 9,617 | 2,072 | 158 | 39 | 17,676 | 1,319 | 321 | ... | 14 | ... | 998 | 27 |
| | ... | ... | ... | ... | ... | ... | 200 | 56 | 4 | 3 | ... | 140 | 12 | 5 | ... | 1 | ... | 7 | 28 |
| | 541 | 244 | 13 | ... | ... | 284 | 51,626 | 15,340 | 15,676 | 345 | 125 | 20,610 | 187 | 75 | 11 | 2 | ... | 101 | 29 |
| | *217* | *129* | ... | *3* | ... | *88* | *24,183* | *5,448* | *11,546* | *296* | *220* | *7,189* | *77* | *28* | ... | *4* | ... | *49* | |
| | 154 | 97 | ... | 2 | ... | 57 | 23,499 | 5,211 | 11,390 | 291 | 220 | 6,898 | 25 | 10 | ... | 3 | ... | 15 | 30 |
| | 40 | 19 | ... | 1 | ... | 21 | 515 | 192 | 88 | 5 | ... | 235 | 42 | 8 | ... | 1 | ... | 34 | 31 |
| | 23 | 13 | ... | ... | ... | 10 | 169 | 45 | 68 | ... | ... | 56 | 10 | 10 | ... | ... | ... | ... | 32 |
| | *9,221* | *3,035* | *153* | *10* | ... | *6,033* | *131,920* | *43,555* | *12,305* | *856* | *41* | *76,060* | *4,036* | *983* | *9* | *46* | ... | *3,044* | |
| | 731 | 176 | ... | 3 | ... | 555 | 1,743 | 717 | 109 | 16 | 27 | 917 | 44 | 12 | ... | ... | ... | 32 | 1 |
| | 10 | 3 | ... | ... | ... | 7 | 7,734 | 2,585 | 118 | 13 | ... | 5,031 | 514 | 116 | ... | 2 | ... | 398 | 2 |
| | 150 | 70 | ... | ... | ... | 80 | 5,389 | 1,927 | 502 | 8 | 2 | 2,960 | 18 | 8 | ... | 1 | ... | 10 | 3 |
| | 4 | 1 | ... | ... | ... | 3 | 5,583 | 1,629 | 1,172 | 9 | 1 | 2,782 | 173 | 24 | ... | 3 | ... | 149 | 4 |
| | 34 | 24 | ... | ... | ... | 10 | 3,087 | 547 | 130 | 13 | ... | 2,410 | 112 | 24 | ... | 1 | ... | 88 | 5 |
| | 19 | 13 | ... | ... | ... | 6 | 3,249 | 932 | 341 | 18 | 1 | 1,976 | 41 | 4 | ... | ... | ... | 37 | 6 |
| | 26 | 12 | ... | ... | ... | 14 | 5,825 | 2,201 | 412 | 91 | ... | 3,212 | 117 | 17 | ... | ... | ... | 100 | 7 |
| | 7,979 | 2,663 | 153 | 7 | ... | 5,163 | 65,311 | 21,790 | 4,748 | 375 | 3 | 38,773 | 2,056 | 531 | 9 | 23 | ... | 1,516 | 8 |
| | 2 | ... | ... | ... | ... | 2 | 9,183 | 3,060 | 1,509 | 161 | 3 | 4,614 | 327 | 44 | ... | 6 | ... | 283 | 9 |
| | 4 | ... | ... | ... | ... | 4 | 7,410 | 2,868 | 481 | 65 | 2 | 4,061 | 48 | 15 | ... | 1 | ... | 33 | 10 |
| | 38 | 12 | ... | ... | ... | 26 | 2,205 | 602 | 520 | 10 | ... | 1,083 | 132 | 43 | ... | ... | ... | 89 | 11 |
| | 118 | 10 | ... | ... | ... | 108 | 4,126 | 1,269 | 380 | 22 | ... | 2,477 | 241 | 61 | ... | 6 | ... | 180 | 12 |
| | 106 | 51 | ... | ... | ... | 55 | 11,075 | 3,428 | 1,883 | 35 | 2 | 5,764 | 213 | 84 | ... | 3 | ... | 129 | 13 |



This content downloaded from
106.51.163.168 on Wed, 05 Jun 2024 15:15:17 +00:00
All use subject to https://about.jstor.org/terms

# TABLE

## Occupation. Part II.—Details

CLASS D: SUB-CLASS XI.—INSUFFICIENTLY

Order 53.—General terms which do not indicate

| DISTRICT, STATE OR CITY. | 165. Cashiers, accountants, book-keepers, clerks and other employés in unspecified offices, warehouses and shops. | | | | | | 166. Mechanics otherwise unspecified. | | | | | |
|---|---|---|---|---|---|---|---|---|---|---|---|---|
| | Total workers and dependents. | Actual workers. | | | | Dependents. | Total workers and dependents. | Actual workers. | | | | Dependents. |
| | | Total. | | Partially agriculturist. | | | | Total. | | Partially agriculturist. | | |
| | | Males. | Females. | Males. | Females. | | | Males. | Females. | Males. | Females. | |
| | 1204 | 1205 | 1206 | 1207 | 1208 | 1209 | 1210 | 1211 | 1212 | 1213 | 1214 | 1215 |
| **MADRAS** ... | *162,653* | *56,417* | *3,446* | *3,496* | *118* | *102,790* | *6,820* | *2,227* | *298* | *89* | ... | *4,295* |
| **(1) British Territory** ... | *160,459* | *55,528* | *3,426* | *3,402* | *118* | *101,505* | *6,818* | *2,225* | *298* | *89* | | *4,295* |
| 1. Ganjám ... ... | 1,066 | 439 | ... | 54 | ... | 627 | ... | ... | ... | ... | ... | ... |
| 2. Agency, Ganjám ... | 2 | 2 | ... | ... | ... | ... | ... | ... | ... | ... | ... | ... |
| 3. Vizagapatam ... | 2,802 | 987 | 116 | 185 | 10 | 1,699 | ... | ... | ... | ... | ... | ... |
| 4. Agency, Vizagapatam | 354 | 114 | 20 | 9 | ... | 220 | ... | ... | ... | ... | ... | ... |
| 5. Gódávari ... ... | 4,779 | 1,658 | 284 | 58 | 8 | 2,837 | 411 | 186 | ... | 12 | ... | 225 |
| 6. Agency, Gódávari .. | 210 | 96 | 4 | 8 | ... | 110 | ... | ... | ... | ... | ... | ... |
| 7. Kistna ... ... | 1,547 | 503 | 20 | 42 | 1 | 1,024 | 39 | 25 | 1 | 19 | ... | 13 |
| 8. Guntúr ... ... | 2,694 | 1,292 | 42 | 218 | 4 | 1,360 | ... | ... | ... | ... | ... | ... |
| 9. Nellore ... ... | 1,020 | 298 | ... | 44 | ... | 722 | ... | ... | ... | ... | ... | ... |
| 10. Cuddapah ... ... | 1,740 | 716 | 23 | 74 | ... | 1,001 | ... | ... | ... | ... | ... | ... |
| 11. Kurnool ... ... | 857 | 373 | 13 | 36 | ... | 471 | 6 | 3 | ... | ... | ... | 3 |
| 12. Bellary ... ... | 3,692 | 1,087 | 72 | 17 | 1 | 2,533 | 37 | 12 | ... | 3 | ... | 25 |
| 13. Anantapur ... ... | 1,343 | 444 | 114 | 15 | 11 | 785 | ... | ... | ... | ... | ... | ... |
| 14. Madras ... ... | 33,661 | 11,578 | 588 | 328 | 1 | 21,495 | 3,023 | 960 | 38 | 5 | ... | 2,025 |
| 15. Chingleput ... | 8,295 | 1,803 | ... | 100 | ... | 6,492 | 130 | 46 | ... | 3 | ... | 84 |
| 16. Chittoor ... ... | 984 | 402 | 7 | 30 | ... | 575 | 218 | 122 | 13 | 9 | ... | 83 |
| 17. North Arcot ... | 12,561 | 4,037 | 243 | 245 | 2 | 8,281 | 191 | 74 | ... | 9 | ... | 117 |
| 18. Salem ... ... | 2,752 | 1,082 | 118 | 65 | 1 | 1,552 | ... | ... | ... | ... | ... | ... |
| 19. Coimbatore ... ... | 5,707 | 2,109 | 153 | 94 | 1 | 3,445 | 88 | 31 | ... | 2 | ... | 57 |
| 20. South Arcot ... | 4,386 | 1,559 | 158 | 83 | 1 | 2,660 | 40 | 19 | ... | 2 | ... | 21 |
| 21. Tanjore ... ... | 15,328 | 5,025 | 183 | 219 | 2 | 10,120 | 303 | 202 | ... | 1 | ... | 101 |
| 22. Trichinopoly ... | 6,271 | 2,695 | ... | 177 | ... | 3,576 | 325 | 90 | ... | 4 | ... | 235 |
| 23. Madura ... ... | 5,377 | 2,164 | ... | 201 | ... | 3,213 | 430 | 130 | ... | 9 | ... | 300 |
| 24. Ramnád ... ... | 10,389 | 3,068 | 503 | 384 | 41 | 6,818 | 159 | 59 | ... | 5 | ... | 100 |
| 25. Tinnevelly ... ... | 12,403 | 5,205 | ... | 507 | ... | 7,198 | 493 | 47 | ... | 2 | ... | 436 |
| 26. Nilgiris ... ... | 3,908 | 1,581 | 92 | 67 | ... | 2,235 | 114 | 55 | ... | 2 | ... | 59 |
| 27. Malabar ... ... | 13,257 | 4,167 | 673 | 81 | 34 | 8,417 | 694 | 123 | 246 | 1 | ... | 325 |
| 28. Anjengo ... ... | 108 | 27 | ... | 1 | ... | 81 | 62 | 18 | ... | 1 | ... | 44 |
| 29. South Canara ... | 2,966 | 1,017 | ... | 60 | ... | 1,949 | 65 | 23 | ... | ... | ... | 42 |
| **(2) Feudatory States** .. | *2,194* | *889* | *20* | *94* | ... | *1,285* | *2* | *2* | ... | ... | ... | ... |
| 30. Pudukkóttai ... | 2,067 | 830 | 20 | 91 | ... | 1,217 | ... | ... | ... | ... | ... | ... |
| 31. Banganapalle ... | 120 | 56 | ... | 3 | ... | 64 | 2 | 2 | ... | ... | ... | ... |
| 32. Sandúr ... ... | 7 | 3 | ... | ... | ... | 4 | ... | ... | ... | ... | ... | ... |
| **(3) Cities** ... ... | *57,796* | *20,351* | *784* | *681* | *1* | *36,661* | *3,604* | *1,314* | *50* | *17* | ... | *2,240* |
| 1. Bellary ... ... | 872 | 511 | ... | 7 | ... | 361 | 8 | 3 | ... | ... | ... | 5 |
| 2. Calicut ... ... | 3,785 | 1,173 | 3 | 6 | ... | 2,609 | ... | ... | ... | ... | ... | ... |
| 3. Cocanada ... ... | 1,661 | 542 | 84 | 1 | ... | 1,035 | 219 | 88 | 12 | 4 | ... | 119 |
| 4. Coimbatore ... ... | 1,076 | 236 | 6 | 5 | ... | 834 | 18 | ... | ... | ... | ... | 13 |
| 5. Conjeeveram ... | 2,483 | 420 | ... | 9 | ... | 2,063 | ... | ... | ... | ... | ... | ... |
| 6. Cuddalore ... ... | 791 | 300 | 80 | 11 | ... | 411 | 8 | 6 | ... | ... | ... | 2 |
| 7. Kumbakónam ... ... | 3,306 | 1,501 | 2 | 61 | ... | 1,803 | 5 | ... | ... | ... | ... | 5 |
| 8. Madras ... ... | 33,661 | 11,578 | 588 | 328 | 1 | 21,495 | 3,023 | 960 | 38 | 5 | ... | 2,025 |
| 9. Madura ... ... | 2,454 | 1,206 | ... | 130 | ... | 1,248 | 147 | 95 | ... | 8 | ... | 52 |
| 10. Negapatam ... ... | 2,336 | 621 | 14 | 35 | ... | 1,701 | 121 | 120 | ... | ... | ... | 1 |
| 11. Salem ... ... | 452 | 177 | ... | 6 | ... | 275 | ... | ... | ... | ... | ... | ... |
| 12. Tanjore ... ... | 2,263 | 797 | 7 | 16 | ... | 1,459 | 56 | 38 | ... | ... | ... | 18 |
| 13. Trichinopoly ... | 2,656 | 1,289 | ... | 66 | ... | 1,367 | 4 | 4 | ... | ... | ... | ... |

This content downloaded from
106.51.163.168 on Wed, 05 Jun 2024 15:15:17 +00:00
All use subject to https://about.jstor.org/terms

# XV-A.

## for districts, etc.—*concluded.*

DESCRIBED OCCUPATIONS—*concld.*

CLASS D: SUB-CLASS XII.—UNPRODUCTIVE.

a definite occupation—*concld.*

| 167. Labourers and workmen otherwise unspecified. | | | | | | Order 54.—(Group 168). Inmates of jails, asylums and hospitals. | | | | | | Order 55.—(Group 169). Beggars, vagrants, prostitutes, procurers, receivers of stolen goods, cattle poisoners. | | | | | | |
|---|---|---|---|---|---|---|---|---|---|---|---|---|---|---|---|---|---|---|
| Total workers and dependents. | Actual workers. Total. Males. | Females. | Partially agriculturist. Males. | Females. | Dependents. | Total workers and dependents. | Actual workers. Total. Males. | Females. | Partially agriculturist. Males. | Females. | Dependents. | Total workers and dependents. | Actual workers. Total. Males. | Females. | Partially agriculturist. Males. | Females. | Dependents. | NUMBER. |
| 1216 | 1217 | 1218 | 1219 | 1220 | 1221 | 1222 | 1223 | 1224 | 1225 | 1226 | 1227 | 1228 | 1229 | 1230 | 1231 | 1232 | 1233 | |
| *1,343,639* | *329,834* | *479,347* | *13,793* | *14,272* | *534,458* | *13,424* | *11,873* | *551* | *113* | *47* | *1,000* | *260,404* | *92,462* | *73,265* | *7,943* | *5,382* | *94,677* | |
| *1,321,729* | *325,305* | *467,821* | *13,595* | *14,052* | *528,603* | *13,363* | *11,816* | *547* | *113* | *47* | *1,000* | *258,395* | *91,715* | *72,587* | *7,914* | *5,379* | *94,093* | |
| 62,427 | 13,943 | 22,977 | 821 | 634 | 25,507 | 260 | 260 | ... | ... | ... | ... | 13,509 | 4,458 | 3,793 | 294 | 164 | 5,258 | 1 |
| 10,655 | 2,820 | 3,145 | 58 | 11 | 4,690 | 1 | 1 | ... | ... | ... | ... | 419 | 189 | 85 | 2 | ... | 145 | 2 |
| 43,731 | 11,384 | 16,355 | 305 | 377 | 15,992 | 689 | 670 | 19 | ... | ... | ... | 11,737 | 3,780 | 3,686 | 315 | 127 | 4,271 | 3 |
| 66,276 | 17,308 | 29,030 | 258 | 258 | 19,938 | 95 | 56 | ... | ... | ... | 39 | 4,177 | 1,372 | 1,093 | 330 | 9 | 1,712 | 4 |
| 24,938 | 9,328 | 5,413 | 136 | 21 | 10,197 | 1,034 | 983 | 49 | ... | ... | 2 | 12,122 | 3,933 | 3,192 | 90 | 39 | 4,997 | 5 |
| 4,427 | 891 | 1,680 | 5 | 6 | 1,856 | ... | ... | ... | ... | ... | ... | 1,931 | 740 | 568 | 52 | 52 | 623 | 6 |
| 31,497 | 8,327 | 7,356 | 807 | 292 | 15,814 | 40 | 18 | 1 | ... | ... | 21 | 30,939 | 10,304 | 7,156 | 2,478 | 2 187 | 13,479 | 7 |
| 11,438 | 3,541 | 3,189 | 263 | 51 | 4,708 | 226 | 159 | 35 | 16 | ... | 32 | 20,522 | 7,560 | 5,016 | 547 | 198 | 7,946 | 8 |
| 28,664 | 8,301 | 7,384 | 928 | 202 | 10,979 | 87 | 86 | 1 | 49 | ... | ... | 18,002 | 6,742 | 5,235 | 957 | 112 | 6,025 | 9 |
| 14,203 | 4,183 | 4,909 | 133 | 85 | 5,111 | 29 | 26 | 3 | 3 | ... | ... | 9,108 | 3,509 | 2,788 | 185 | 82 | 2,811 | 10 |
| 32,135 | 8,183 | 13,223 | 2,532 | 3,638 | 10,729 | 18 | 7 | 4 | ... | 1 | 7 | 18,740 | 6,035 | 5,352 | 1,197 | 1,306 | 7,353 | 11 |
| 5,313 | 1,279 | 2,246 | 101 | 190 | 1,788 | 776 | 715 | 61 | ... | 46 | 7 | 12,233 | 4,165 | 3,756 | 378 | 483 | 4,312 | 12 |
| 17,831 | 5,161 | 5,969 | 240 | 96 | 6,691 | ... | ... | ... | ... | ... | ... | 12,387 | 4,403 | 3,679 | 144 | 75 | 4,305 | 13 |
| 26,571 | 8,721 | 4,113 | 19 | 2 | 13,737 | 1,992 | 1,479 | 188 | ... | ... | 325 | 5,339 | 1,295 | 2,045 | 3 | 12 | 1,999 | 14 |
| 42,521 | 7,924 | 12,279 | 917 | 302 | 22,318 | 230 | 229 | ... | 1 | ... | 1 | 4,289 | 1,748 | 1,067 | 52 | 20 | 1,474 | 15 |
| 9,718 | 3,537 | 2,410 | 379 | 38 | 3,771 | 12 | 10 | ... | ... | ... | 2 | 8,005 | 2,874 | 2,007 | 316 | 95 | 2,524 | 16 |
| 23,193 | 5,868 | 8,104 | 70 | 22 | 9,221 | 1,141 | 1,085 | 52 | 43 | ... | 4 | 8,982 | 3,368 | 2,614 | 52 | 14 | 3,060 | 17 |
| 78,649 | 20,903 | 31,672 | 387 | 3,928 | 26,074 | 760 | 753 | 2 | ... | ... | 5 | 5,217 | 1,935 | 1,584 | 49 | 114 | 1,668 | 18 |
| 119,031 | 29,160 | 38,515 | 611 | 278 | 51,356 | 1,071 | 1,069 | ... | ... | ... | 2 | 7,967 | 3,384 | 1,800 | 17 | 10 | 2,783 | 19 |
| 30,384 | 7,464 | 9,275 | 171 | 102 | 1,3645 | 455 | 393 | 8 | 1 | ... | 54 | 4,814 | 2,106 | 1,315 | 76 | 33 | 1,393 | 20 |
| 114,186 | 28,709 | 35,890 | 530 | 206 | 49,587 | 433 | 365 | 26 | ... | ... | 42 | 10,929 | 3,733 | 2,865 | 15 | 7 | 4,331 | 21 |
| 225,314 | 46,220 | 113,013 | 1,815 | 2,204 | 66,081 | 1,166 | 1,141 | ... | ... | ... | 25 | 5,221 | 2,359 | 1,438 | 25 | 33 | 1,414 | 22 |
| 39,834 | 10,965 | 12,196 | 210 | 107 | 16,673 | 623 | 599 | 22 | ... | ... | 2 | 4,520 | 2,081 | 1,219 | 149 | 27 | 1,220 | 23 |
| 105,726 | 23,641 | 41,887 | 197 | 242 | 40.198 | 20 | 13 | ... | ... | ... | 7 | 4,650 | 1,910 | 1,265 | 20 | 14 | 1,475 | 24 |
| 82,294 | 14,282 | 15,502 | 1,128 | 577 | 52,510 | 503 | 473 | ... | ... | ... | 30 | 5.196 | 1,635 | 1,830 | 54 | 104 | 1.731 | 25 |
| 10,262 | 4,025 | 3,267 | 229 | 53 | 2,970 | 17 | 11 | 5 | ... | ... | 1 | 227 | 120 | 80 | ... | ... | 27 | 26 |
| 14,095 | 5,006 | 1,153 | 62 | 5 | 7,936 | 1.284 | 1,140 | 75 | ... | ... | 69 | 13,410 | 4,788 | 3,999 | 76 | 46 | 4,623 | 27 |
| 18 | 6 | 4 | ... | ... | 8 | ... | ... | ... | ... | ... | ... | 9 | 1 | 5 | ... | ... | 3 | 28 |
| 48,408 | 14,225 | 15,665 | 283 | 125 | 18,518 | 401 | 75 | 3 | ... | ... | 323 | 3,794 | 1,208 | 1,455 | 31 | 16 | 1,131 | 29 |
| *21,910* | *4,529* | *11,526* | *198* | *220* | *5,855* | *61* | *57* | *4* | ... | ... | ... | *2,009* | *747* | *678* | *29* | *3* | *584* | |
| 21,407 | 4,371 | 11,370 | 197 | 220 | 5,666 | 61 | 57 | 4 | ... | ... | ... | 1,102 | 436 | 392 | 14 | 3 | 274 | 30 |
| 351 | 126 | 88 | 1 | ... | 137 | ... | ... | ... | ... | ... | ... | 790 | 283 | 253 | 11 | ... | 254 | 31 |
| 152 | 32 | 68 | ... | ... | 52 | ... | ... | ... | ... | ... | ... | 117 | 28 | 33 | 4 | ... | 56 | 32 |
| *66,484* | *20,907* | *11,462* | *112* | *40* | *34,115* | *3,376* | *2,771* | *244* | *1* | *4* | *361* | *11,529* | *3,307* | *3,702* | *31* | *83* | *4,520* | |
| 819 | 191 | 109 | 9 | 27 | 519 | 733 | 707 | 27 | ... | 4 | ... | 765 | 78 | 102 | 5 | 57 | 587 | 1 |
| 3,435 | 1,296 | 115 | 5 | ... | 2,024 | 43 | 25 | ... | ... | ... | 18 | 761 | 222 | 269 | 1 | ... | 270 | 2 |
| 3,491 | 1,289 | 406 | 2 | 2 | 1,796 | ... | ... | ... | ... | ... | ... | 749 | 213 | 204 | 20 | 10 | 332 | 3 |
| 4,321 | 1,369 | 1,166 | 1 | 1 | 1,786 | 12 | 12 | ... | ... | ... | ... | 210 | 79 | 55 | ... | ... | 76 | 4 |
| 492 | 103 | 130 | 3 | ... | 259 | ... | ... | ... | ... | ... | ... | 289 | 145 | 71 | 1 | 1 | 73 | 5 |
| 2,409 | 622 | 261 | 7 | 1 | 1,526 | 24 | 20 | 1 | 1 | ... | 3 | 135 | 54 | 34 | ... | ... | 47 | 6 |
| 2,397 | 683 | 410 | ... | ... | 1,304 | 10 | 10 | ... | ... | ... | ... | 281 | 164 | 57 | ... | ... | 60 | 7 |
| 26,571 | 8,721 | 4,113 | 19 | 2 | 13,737 | 1,992 | 1,479 | 188 | ... | ... | 325 | 5,339 | 1,295 | 2,045 | 3 | 12 | 1,999 | 8 |
| 6,255 | 1,715 | 1,509 | 17 | 3 | 3,031 | 498 | 475 | 22 | ... | ... | 1 | 1,020 | 452 | 343 | ... | 1 | 225 | 9 |
| 4,905 | 2,112 | 467 | 29 | 2 | 2,326 | 1 | 1 | ... | ... | ... | ... | 530 | 175 | 209 | ... | ... | 146 | 10 |
| 1,621 | 382 | 520 | 4 | ... | 719 | ... | ... | ... | ... | ... | ... | 180 | 76 | 45 | 1 | ... | 59 | 11 |
| 1,666 | 373 | 373 | ... | ... | 820 | 42 | 26 | 7 | ... | ... | 9 | 820 | 143 | 161 | ... | 2 | 516 | 12 |
| 8,202 | 2,051 | 1,883 | 16 | 2 | 4,268 | 21 | 16 | ... | ... | ... | 5 | 450 | 213 | 107 | ... | ... | 130 | 13 |

This content downloaded from
106.51.163.168 on Wed, 05 Jun 2024 15:15:17 +00:00
All use subject to https://about.jstor.org/terms



This content downloaded from
106.51.163.168 on Wed, 05 Jun 2024 15:15:17 +00:00
All use subject to https://about.jstor.org/terms

# TABLE XV-B.

## SUBSIDIARY OCCUPATIONS OF AGRICULTURISTS (ACTUAL WORKERS ONLY).

This table shows the subsidiary occupations of actual workers among those who have returned each of the five following agricultural occupations as their principal occupation :—

(1) Non-cultivating landowners.
(2) Non-cultivating tenants.
(3) Cultivating landowners.
(4) Cultivating tenants.
(5) Agricultural labourers.



This content downloaded from 106.51.163.168 on Wed, 05 Jun 2024 15:15:17 +00:00
All use subject to https://about.jstor.org/terms

# TABLE XV-B.

## Subsidiary occupations of agriculturists—Actual workers only. 1 (*a*) Rent receivers—Non-cultivating landowners.

| NUMBER. | DISTRICT OR STATE. | TOTAL NUMBER OF NON-CULTIVATING LANDOWNERS (ACTUAL WORKERS). | | NUMBER OF ACTUAL WORKERS WHO RETURNED SUBSIDIARY OCCUPATIONS. | | DETAILS OF SUBSIDIARY OCCUPATIONS RETURNED. | | | | | | | | | | | | | | | | | | | | | | | | | | | |
|---|---|---|---|---|---|---|---|---|---|---|---|---|---|---|---|---|---|---|---|---|---|---|---|---|---|---|---|---|---|
| | | | | | | AGRICULTURISTS. | | ARTISANS. | | TRADERS (OTHER THAN MONEY-LENDERS, GRAIN AND PULSE DEALERS). | | PRIESTS. | | MONEY-LENDERS, GRAIN AND PULSE DEALERS. | | GOVERNMENT SERVANTS. | | MISCELLANEOUS LABOURERS. | | SCHOOL-MASTERS. | | CLERKS (NOT GOVERNMENT). | | CART OWNERS, DRIVERS, ETC. | | MEDICAL PRACTITIONERS. | | GROWERS OF FRUITS, FLOWERS, ETC. | | AGENTS, MANAGERS OF LANDED ESTATES, ETC. | | LAWYERS. | | OTHER OCCUPATIONS. | |
| | | Males. | Females. | Males. | Females. | Males. | Females. | Males. | Females. | Males. | Females. | Males. | Females. | Males. | Females. | Males. | Females. | Males. | Females. | Males. | Females. | Males. | Females. | Males. | Females. | Males. | Females. | Males. | Females. | Males. | Females. | Males. | Females. | Males. | Females. |
| 1 | 2 | 3 | 4 | 5 | 6 | 7 | 8 | 9 | 10 | 11 | 12 | 13 | 14 | 15 | 16 | 17 | 18 | 19 | 20 | 21 | 22 | 23 | 24 | 25 | 26 | 27 | 28 | 29 | 30 | 31 | 32 | 33 | 34 | 35 | 36 |
| | **MADRAS** | ***223,941*** | ***112,973*** | ***76,453*** | ***17,493*** | ***15,799*** | ***8,179*** | ***13,198*** | ***3,059*** | ***12,033*** | ***2,671*** | ***7,150*** | ***395*** | ***5,157*** | ***719*** | ***5,973*** | ... | ***2,364*** | ***1,108*** | ***2,732*** | ***46*** | ***1,758*** | ***6*** | ***1,135*** | ***122*** | ***1,099*** | ***62*** | ***1,073*** | ***69*** | ***1,126*** | ***8*** | ***205*** | ... | ***5,651*** | ***1,049*** |
| | **(1) British Territory.** | ***221,665*** | ***112,185*** | ***75,366*** | ***17,336*** | ***15,662*** | ***8,129*** | ***13,073*** | ***3,043*** | ***11,878*** | ***2,649*** | ***7,055*** | ***394*** | ***5,030*** | ***707*** | ***5,899*** | ... | ***2,339*** | ***1,073*** | ***2,679*** | ***45*** | ***1,697*** | ***6*** | ***1,121*** | ***122*** | ***1,082*** | ***61*** | ***1,069*** | ***69*** | ***1,123*** | ***8*** | ***199*** | ... | ***5,460*** | ***1,030*** |
| 1 | GANJÁM ... ... | 14,118 | 6,422 | 5,385 | 1,301 | 889 | 524 | 786 | 247 | 724 | 192 | 962 | 35 | 311 | 17 | 584 | ... | 97 | 166 | 144 | 6 | 73 | ... | 107 | 13 | 195 | 7 | 1 | ... | 166 | 1 | 11 | ... | 335 | 93 |
| 2 | AGENCY, GANJÁM ... | 685 | 138 | 61 | 5 | 19 | ... | 3 | ... | 12 | ... | ... | 2 | 3 | 3 | 1 | ... | 3 | ... | ... | ... | 1 | ... | ... | ... | ... | ... | ... | ... | ... | ... | ... | ... | 19 | ... |
| 3 | VIZAGAPATAM ... | 11,333 | 5,260 | 3,308 | 798 | 666 | 375 | 944 | 175 | 379 | 87 | 244 | 19 | 56 | 16 | 221 | ... | 25 | 41 | 130 | 16 | 116 | ... | 16 | ... | 67 | 8 | ... | 1 | 125 | ... | 10 | ... | 309 | 60 |
| 4 | AGENCY, VIZAGAPATAM. | 681 | 197 | 199 | 37 | 84 | 21 | 11 | 4 | 15 | 4 | 14 | ... | 1 | 1 | 15 | ... | 3 | 4 | 10 | ... | 2 | ... | 1 | ... | 6 | ... | ... | ... | 23 | 2 | 1 | ... | 13 | 1 |
| 5 | GÓDÁVARI ... ... | 12,985 | 6,181 | 3,225 | 524 | 591 | 245 | 1,042 | 65 | 386 | 66 | 195 | 50 | 65 | 14 | 322 | ... | 43 | 1 | 176 | ... | 102 | 1 | 27 | 9 | 83 | ... | ... | ... | 55 | ... | 4 | ... | 134 | 53 |
| 6 | AGENCY, GÓDÁVARI. | 237 | 62 | 71 | 8 | 7 | 1 | 19 | 1 | 5 | 1 | 2 | 1 | 3 | ... | 21 | ... | ... | ... | 1 | ... | 3 | ... | 1 | ... | 1 | .. | ... | ... | 2 | ... | ... | .. | 6 | 4 |
| 7 | KISTNA ... ... | 14,194 | 7,197 | 3,108 | 616 | 527 | 219 | 448 | 99 | 392 | 82 | 351 | 40 | 169 | 20 | 383 | .. | 14 | 11 | 287 | 2 | 66 | ... | 60 | 13 | 25 | .. | 22 | 15 | 78 | ... | 20 | .. | 266 | 85 |
| 8 | GUNTUR ... ... | 16,941 | 8,409 | 6,336 | 1,281 | 1,181 | 765 | 1,578 | 166 | 917 | 139 | 700 | 35 | 140 | 23 | 443 | ... | 35 | 12 | 368 | 7 | 135 | 1 | 58 | ... | 136 | 7 | ... | 2 | 61 | ... | 19 | .. | 565 | 124 |
| 9 | NELLORE ... ... | 5,967 | 3,131 | 1,965 | 417 | 446 | 277 | 403 | 31 | 287 | 41 | 210 | 23 | 124 | 11 | 133 | ... | 34 | 10 | 65 | .. | 44 | ... | 40 | .. | 26 | .. | 2 | .. | 30 | 1 | .. | .. | 121 | 23 |
| 10 | CUDDAPAH ... ... | 11,860 | 7,217 | 4,851 | 1,363 | 1,538 | 807 | 1,469 | 201 | 675 | 127 | 150 | 13 | 114 | 20 | 139 | ... | 181 | 54 | 33 | 1 | 42 | ... | 43 | 10 | 15 | .. | ... | 8 | 7 | 2 | 17 | .. | 428 | 120 |
| 11 | KURNOOL ... ... | 13,553 | 7,322 | 7,314 | 2,328 | 2,595 | 1,536 | 1,828 | 283 | 804 | 164 | 232 | 40 | 108 | 4 | 233 | ... | 571 | 187 | 56 | ... | 78 | .. | 74 | 7 | 43 | ... | 23 | 2 | ... | ... | ... | .. | 469 | 105 |
| 12 | BELLARY ... ... | 5,144 | 3,082 | 1,618 | 567 | 416 | 355 | 350 | 60 | 235 | 80 | 72 | 3 | 53 | 11 | 173 | ... | 46 | 39 | 51 | .. | 13 | .. | 19 | .. | 17 | .. | 1 | | ... | ... | 8 | .. | 164 | 19 |
| 13 | ANANTAPUR ... ... | 6,295 | 4,245 | 3,150 | 1,430 | 1,104 | 823 | 632 | 231 | 548 | 289 | 222 | 13 | 123 | 28 | 155 | ... | ... | 4 | 50 | ... | 34 | ... | 50 | 3 | 18 | 18 | .. | .. | ... | ... | ... | .. | 244 | 21 |
| 14 | MADRAS ... ... | 1,396 | 466 | 146 | 26 | 3 | ... | 3 | 1 | 23 | 2 | 9 | ... | 17 | 1 | 10 | ... | ... | ... | 3 | ... | 7 | .. | ... | ... | ... | ... | ... | ... | ... | ... | ... | ... | 71 | 22 |
| 15 | CHINGLEPUT ... ... | 2,222 | 1,247 | 566 | 102 | 93 | 32 | 92 | 5 | 125 | 27 | 36 | 2 | 28 | 4 | 43 | ... | 37 | 21 | 28 | ... | 26 | ... | 13 | ... | 3 | 2 | 9 | ... | 2 | ... | 1 | .. | 30 | 9 |
| 16 | CHITTOOR ... ... | 4,055 | 2,493 | 1,486 | 348 | 194 | 131 | 272 | 50 | 350 | 83 | 172 | 48 | 72 | 6 | 157 | .. | 5 | 5 | 57 | 4 | 20 | ... | 14 | ... | 37 | ... | 5 | ... | 37 | ... | 3 | .. | 91 | 21 |
| 17 | NORTH ARCOT ... | 11,676 | 6,286 | 3,861 | 901 | 425 | 481 | 754 | 169 | 889 | 149 | 279 | 11 | 278 | 32 | 499 | .. | 15 | 14 | 135 | 2 | 79 | ... | 100 | ... | 44 | 8 | 57 | ... | 31 | ... | 2 | .. | 274 | 35 |
| 18 | SALEM ... ... | 7,267 | 3,939 | 1,893 | 284 | 187 | 116 | 198 | 36 | 385 | 54 | 181 | 7 | 249 | 26 | 385 | ... | 18 | 32 | 55 | 1 | 63 | ... | 30 | ... | 39 | 1 | 4 | ... | 14 | ... | 4 | .. | 81 | 11 |
| 19 | COIMBATORE ... ... | 4,917 | 3,241 | 1,460 | 310 | 199 | 44 | 171 | 22 | 323 | 65 | 137 | 2 | 122 | 21 | 132 | ... | 124 | 142 | 51 | ... | 54 | ... | 32 | 2 | 17 | 1 | 9 | ... | 3 | 1 | 6 | .. | 80 | 10 |
| 20 | SOUTH ARCOT ... | 9,924 | 2,773 | 2,199 | 143 | 316 | 65 | 273 | 9 | 379 | 23 | 217 | 4 | 229 | 14 | 375 | .. | 7 | 5 | 103 | ... | 55 | ... | 57 | ... | 17 | ... | 5 | 1 | 12 | ... | 4 | .. | 150 | 22 |
| 21 | TANJORE ... ... | 20,546 | 7,476 | 7,057 | 455 | 393 | 34 | 526 | 79 | 1,525 | 152 | 910 | 6 | 1,092 | 100 | 472 | ... | 62 | 20 | 321 | ... | 261 | 1 | 150 | 2 | 79 | 5 | 564 | 3 | 331 | ... | 10 | .. | 361 | 53 |
| 22 | TRICHINOPOLY ... | 4,440 | 3,359 | 1,399 | 597 | 148 | 55 | 84 | 7 | 350 | 426 | 159 | 5 | 107 | 49 | 142 | ... | 12 | 26 | 148 | ... | 59 | .. | 30 | .. | 17 | ... | 3 | ... | 14 | ... | 12 | .. | 114 | 29 |
| 23 | MADURA ... ... | 2,359 | 1,880 | 624 | 130 | 127 | 64 | 65 | 20 | 137 | 20 | 45 | ... | 27 | 12 | 53 | ... | ... | 5 | 25 | ... | 5 | ... | 16 | 2 | 31 | 2 | 59 | ... | 1 | ... | 7 | .. | 26 | 5 |
| 24 | RÁMNÁD ... ... | 4,523 | 2,512 | 1,475 | 218 | 174 | 93 | 137 | 23 | 343 | 26 | 140 | 1 | 75 | 10 | 88 | ... | 73 | 51 | 53 | 1 | 55 | .. | 63 | ... | 26 | 1 | 13 | ... | 25 | 1 | 7 | .. | 203 | 10 |
| 25 | TINNEVELLY ... ... | 11,933 | 7,021 | 3,938 | 997 | 231 | 40 | 567 | 332 | 902 | 319 | 346 | 18 | 644 | 197 | 304 | ... | 69 | 9 | 147 | 4 | 136 | ... | 92 | 21 | 57 | 1 | 71 | ... | 19 | ... | 17 | .. | 336 | 56 |
| 26 | NILGIRIS ... ... | 2,049 | 1,529 | 1,118 | 273 | 6 | ... | 70 | 1 | 13 | ... | 3 | ... | 1 | ... | 27 | ... | 863 | 214 | 1 | .. | 19 | 2 | ... | 39 | 2 | ... | 27 | 5 | ... | ... | ... | .. | 86 | 12 |
| 27 | MALABAR ... ... | 11,919 | 4,721 | 3,284 | 845 | 709 | 23 | 231 | 718 | 308 | 2 | 441 | 15 | 569 | 51 | 154 | ... | 1 | ... | 135 | 1 | 85 | 1 | 9 | ... | 37 | ... | 102 | 22 | 81 | ... | 25 | .. | 397 | 14 |
| 28 | ANJENGO ... ... | 8 | 16 | 1 | 3 | ... | ... | ... | ... | ... | ... | ... | ... | ... | ... | 1 | ... | ... | ... | ... | ... | ... | ... | .. | ... | ... | ... | ... | ... | ... | ... | ... | .. | ... | 3 |
| 29 | SOUTH CANARA ... | 8,438 | 4,363 | 4,268 | 1,029 | 2,194 | 972 | 117 | 8 | 477 | 9 | 626 | 3 | 250 | 16 | 234 | ... | 1 | ... | 46 | ... | 64 | ... | 19 | 1 | 44 | ... | 92 | 10 | 6 | ... | 11 | .. | 87 | 10 |
| | **(2) Feudatory States** | ***2,276*** | ***788*** | ***1,087*** | ***157*** | ***137*** | ***50*** | ***125*** | ***16*** | ***155*** | ***22*** | ***95*** | ***1*** | ***127*** | ***12*** | ***74*** | ... | ***25*** | ***35*** | ***53*** | ***1*** | ***61*** | ... | ***14*** | ... | ***17*** | ***1*** | ***4*** | ... | ***3*** | ... | ***6*** | .. | ***191*** | ***19*** |
| 30 | PUDUKKÓTTAI ... | 1,578 | 621 | 608 | 81 | 24 | 7 | 22 | 5 | 108 | 21 | 71 | 1 | 125 | 12 | 31 | ... | 8 | 20 | 50 | ... | 57 | ... | 13 | ... | 14 | 1 | ... | ... | 3 | ... | 6 | .. | 166 | 14 |
| 31 | BANGANAPALLE ... | 605 | 133 | 345 | 68 | 102 | 41 | 97 | 10 | 44 | ... | 15 | ... | 2 | ... | 42 | ... | 17 | 15 | 2 | 1 | .... | ... | 1 | ... | 2 | ... | 4 | ... | ... | ... | ... | .. | 17 | 1 |
| 32 | SANDÚR ... ... | 93 | 34 | 44 | 8 | 110 | 2 | 6 | 1 | 3 | 1 | 9 | .. | ... | ... | 1 | ... | ... | ... | 1 | ... | 4 | ... | ... | ... | 1 | ... | ... | ... | ... | ... | ... | .. | 8 | 4 |

This content downloaded from 106.51.163.168 on Wed, 05 Jun 2024 15:15:17 +00:00
All use subject to https://about.jstor.org/terms

# TABLE XV-B.

## Subsidiary occupations of agriculturists—Actual workers only. 1 (*b*) Rent receivers—Non-cultivating tenants.

| NUMBER. | DISTRICT OR STATE. | TOTAL NUMBER OF NON-CULTIVATING TENANTS (ACTUAL WORKERS). | | NUMBER OF ACTUAL WORKERS WHO RETURNED SUBSIDIARY OCCUPATIONS. | | DETAILS OF SUBSIDIARY OCCUPATIONS RETURNED. | | | | | | | | | | | | | | | | | | | | | | | |
|---|---|---|---|---|---|---|---|---|---|---|---|---|---|---|---|---|---|---|---|---|---|---|---|---|---|---|---|
| | | | | | | AGRICULTURISTS. | | ARTISANS. | | TRADERS (OTHER THAN MONEY-LENDERS AND GRAIN AND PULSE DEALERS). | | PRIESTS. | | MONEY-LENDERS, GRAIN AND PULSE DEALERS. | | GOVERNMENT SERVANTS. | | SCHOOL-MASTERS. | | CLERKS (NOT GOVERNMENT). | | MEDICAL PRACTITIONERS. | | AGENTS, MANAGERS OF LANDED ESTATES, ETC. | | LAWYERS. | | OTHER OCCUPATIONS. | |
| | | Males. | Females. | Males. | Females. | Males. | Females. | Males. | Females. | Males. | Females. | Males. | Females. | Males. | Females. | Males. | Females. | Males. | Females. | Males. | Females. | Males. | Females. | Males. | Females. | Males. | Females. | Males. | Females. |
| 1 | 2 | 3 | 4 | 5 | 6 | 7 | 8 | 9 | 10 | 11 | 12 | 13 | 14 | 15 | 16 | 17 | 18 | 19 | 20 | 21 | 22 | 23 | 24 | 25 | 26 | 27 | 28 | 29 | 30 |
| | **MADRAS** | *41,563* | *17,617* | *8,958* | *2,839* | *2,121* | *1,168* | *1,496* | *573* | *1,380* | *635* | *612* | *55* | *551* | *104* | *499* | | *214* | *6* | *113* | *1* | *100* | *8* | *395* | *1* | *27* | .. | *1,450* | *268* |
| | **(1) British Territory** | *41,540* | *17,541* | *8,946* | *2,767* | *2,118* | *1,168* | *1,493* | *563* | *1,376* | *589* | *612* | *55* | *549* | *104* | *499* | | *214* | *6* | *113* | *1* | *100* | *8* | *395* | *1* | *27* | .. | *1,450* | *272* |
| 1 | GANJAM | 2,030 | 1,598 | 671 | 326 | 127 | 205 | 91 | 22 | 112 | 63 | 89 | 8 | 47 | 2 | 46 | | 20 | 1 | 12 | .. | 10 | 3 | 32 | .. | 2 | .. | 63 | 22 |
| 2 | AGENCY, GANJAM | 32 | 14 | .. | .. | .. | .. | .. | .. | .. | .. | .. | .. | .. | .. | .. | | .. | .. | .. | .. | .. | .. | .. | .. | .. | .. | .. | .. |
| 3 | VIZAGAPATAM | 5,599 | 788 | 559 | 300 | 200 | 178 | 77 | 28 | 29 | 42 | .. | .. | 1 | 15 | 48 | | 3 | .. | 5 | .. | .. | .. | .. | .. | 1 | .. | 195 | 37 |
| 4 | AGENCY, VIZAGAPATAM | 312 | 698 | 40 | 41 | 2 | 11 | 5 | 3 | 4 | 7 | 3 | .. | 6 | .. | 4 | | .. | .. | .. | .. | 2 | .. | .. | .. | .. | .. | 23 | 20 |
| 5 | GÓDÁVARI | 452 | 228 | 265 | 37 | 141 | 9 | 44 | 5 | 44 | 12 | .. | .. | 3 | .. | 4 | | .. | .. | .. | .. | .. | .. | 1 | .. | 5 | .. | 23 | 5 |
| 6 | AGENCY, GÓDÁVARI | 66 | 48 | 94 | 7 | 4 | 3 | 23 | 3 | 5 | 1 | 2 | .. | 1 | .. | 7 | | .. | .. | .. | .. | 2 | .. | .. | .. | .. | .. | 50 | .. |
| 7 | KISTNA | 2,635 | 914 | 758 | 80 | 201 | 20 | 136 | 17 | 64 | 25 | 70 | 1 | 21 | 4 | 42 | | 9 | 1 | 7 | 1 | 7 | 3 | 30 | .. | .. | .. | 160 | 8 |
| 8 | GUNTÚR | 847 | 280 | 195 | 101 | 90 | 44 | 30 | 44 | 15 | 5 | 3 | 1 | 11 | 4 | 20 | | 1 | .. | 2 | .. | 3 | .. | 3 | .. | .. | .. | 17 | 3 |
| 9 | NELLORE | 2,150 | 799 | 926 | 95 | 194 | 63 | 124 | 8 | 124 | 14 | 33 | 3 | 9 | .. | 33 | | 8 | .. | 5 | .. | 6 | .. | 33 | .. | .. | .. | 57 | 7 |
| 10 | CUDDAPAH | 910 | 357 | 232 | 70 | 62 | 17 | 117 | 51 | 40 | 1 | 1 | .. | .. | .. | .. | | .. | .. | .. | .. | .. | .. | .. | .. | .. | .. | 12 | 1 |
| 11 | KURNOOL | 388 | 201 | 160 | 96 | 49 | 34 | 29 | 15 | 14 | 7 | 4 | .. | 2 | 2 | 7 | | 1 | .. | 1 | .. | 1 | .. | .. | .. | .. | .. | 52 | 38 |
| 12 | BELLARY | 564 | 169 | 138 | 142 | 88 | 130 | 4 | 4 | 25 | 1 | 1 | 1 | 1 | .. | 1 | | 1 | .. | .. | .. | .. | .. | .. | .. | .. | .. | 17 | 6 |
| 13 | ANANTAPUR | 183 | 308 | 28 | 70 | .. | 50 | 15 | 4 | 2 | 14 | 1 | .. | 1 | 2 | .. | | 2 | .. | .. | .. | 5 | .. | .. | .. | .. | .. | 2 | .. |
| 14 | MADRAS | 47 | 1 | 1 | .. | .. | .. | .. | .. | .. | .. | .. | .. | .. | .. | .. | | .. | .. | .. | .. | .. | .. | .. | .. | .. | .. | 1 | .. |
| 15 | CHINGLEPUT | 1,465 | 968 | 347 | 66 | 34 | 5 | 94 | 10 | 64 | 11 | 14 | .. | 9 | 12 | 28 | | 10 | 2 | 7 | .. | 4 | .. | 9 | .. | .. | .. | 74 | 26 |
| 16 | CHITTOOR | 2,127 | 1,277 | 786 | 204 | 122 | 57 | 93 | 54 | 152 | 66 | 85 | 12 | 21 | 3 | 62 | | 16 | .. | 1 | .. | 2 | 1 | 131 | .. | 1 | .. | 100 | 11 |
| 17 | NORTH ARCOT | 4,297 | 1,372 | 669 | 312 | 327 | 241 | 122 | 59 | 85 | 8 | 13 | .. | 23 | 2 | 16 | | 3 | .. | 1 | .. | 5 | .. | 1 | .. | .. | .. | 73 | 2 |
| 18 | SALEM | 4,542 | 1,062 | 274 | 66 | 92 | 29 | 55 | 10 | 29 | 10 | 9 | .. | 10 | .. | 16 | | 1 | .. | 1 | .. | .. | .. | 1 | .. | .. | .. | 40 | 17 |
| 19 | COIMBATORE | 1,547 | 711 | 173 | 28 | 20 | 9 | 13 | 1 | 37 | 6 | 12 | .. | 22 | 1 | 14 | | 6 | .. | 8 | .. | 1 | .. | 12 | .. | .. | .. | 28 | 11 |
| 20 | SOUTH ARCOT | 692 | 297 | 172 | 24 | 79 | 21 | 34 | .. | 21 | 3 | 5 | .. | 2 | .. | 9 | | 2 | .. | .. | .. | .. | .. | .. | .. | .. | .. | 20 | .. |
| 21 | TANJORE | 2,354 | 870 | 519 | 59 | 73 | 3 | 78 | 13 | 93 | 30 | 49 | .. | 56 | 8 | 41 | | 17 | .. | 5 | .. | 4 | .. | 21 | 1 | .. | .. | 82 | 4 |
| 22 | TRICHINOPOLY | 849 | 15 | 251 | .. | 37 | .. | 6 | .. | 66 | .. | 3 | .. | 35 | .. | 4 | | 6 | .. | 13 | .. | 6 | .. | .. | .. | 7 | .. | 68 | .. |
| 23 | MADURA | 2,158 | 1,146 | 121 | 20 | 49 | 6 | 20 | 8 | 25 | 4 | 6 | .. | 3 | .. | 3 | | .. | .. | .. | .. | .. | .. | .. | .. | .. | .. | 15 | 2 |
| 24 | RÁMNÁD | 13 | 12 | 2 | .. | .. | .. | .. | .. | .. | .. | 1 | .. | .. | .. | .. | | .. | .. | .. | .. | .. | .. | .. | .. | .. | .. | 1 | .. |
| 25 | TINNEVELLY | 701 | 836 | 254 | 328 | 12 | 10 | 75 | 61 | 54 | 248 | 13 | 1 | 19 | 5 | 9 | | 11 | .. | 3 | .. | 7 | .. | 1 | .. | .. | .. | 50 | 3 |
| 26 | NILGIRIS | .. | 2 | .. | .. | .. | .. | .. | .. | .. | .. | .. | .. | .. | .. | .. | | .. | .. | .. | .. | .. | .. | .. | .. | .. | .. | .. | .. |
| 27 | MALABAR | 3,830 | 2,109 | 1,380 | 245 | 81 | 11 | 127 | 139 | 239 | 5 | 178 | 28 | 236 | 43 | 77 | | 86 | 2 | 39 | .. | 36 | 1 | 120 | .. | 11 | .. | 151 | 16 |
| 28 | ANJENGO | .. | .. | .. | .. | .. | .. | .. | .. | .. | .. | .. | .. | .. | .. | .. | | .. | .. | .. | .. | .. | .. | .. | .. | .. | .. | .. | .. |
| 29 | SOUTH CANARA | 770 | 471 | 222 | 56 | 34 | 12 | 61 | 4 | 33 | 6 | 17 | .. | 10 | 1 | 7 | | 1 | .. | 3 | .. | .. | .. | .. | .. | .. | .. | 58 | 33 |
| | **(2) Feudatory States** | *23* | *76* | *12* | *72* | *3* | .. | *3* | *10* | *4* | *46* | .. | .. | *2* | .. | .. | | .. | .. | .. | .. | .. | .. | .. | .. | .. | .. | .. | *16* |
| 30 | PUDUKKÓTTAI | .. | 2 | .. | 1 | .. | .. | .. | .. | .. | 1 | .. | .. | .. | .. | .. | | .. | .. | .. | .. | .. | .. | .. | .. | .. | .. | .. | .. |
| 31 | BANGANAPALLE | 23 | 74 | 12 | 71 | 3 | .. | 3 | 10 | 4 | 45 | .. | .. | 2 | .. | .. | | .. | .. | .. | .. | .. | .. | .. | .. | .. | .. | .. | 16 |
| 32 | SANDÚR | .. | .. | .. | .. | .. | .. | .. | .. | .. | .. | .. | .. | .. | .. | .. | | .. | .. | .. | .. | .. | .. | .. | .. | .. | .. | .. | .. |



This content downloaded from 106.51.163.168 on Wed, 05 Jun 2024 15:15:17 +00:00
All use subject to https://about.jstor.org/terms

# TABLE XV-B

## Subsidiary occupations of agriculturists—Actual workers only. 2 (*a*) Rent payers—Cultivating landowners.

| NUMBER. | DISTRICT OR STATE. | TOTAL NUMBER OF CULTIVATING LANDOWNERS (ACTUAL WORKERS). | | NUMBER OF ACTUAL WORKERS WHO RETURNED SUBSIDIARY OCCUPATIONS. | | DETAILS OF SUBSIDIARY OCCUPATIONS RETURNED. | | | | | | | | | | | | | | | |
|---|---|---|---|---|---|---|---|---|---|---|---|---|---|---|---|---|---|---|---|---|---|
| | | | | | | AGRICULTURISTS. | | GENERAL LABOURERS. | | GOVERNMENT SERVANTS OTHER THAN VILLAGE WATCHMEN. | | MONEY-LENDERS AND GRAIN AND PULSE DEALERS. | | TRADERS (OTHER THAN MONEY LENDERS AND GRAIN AND PULSE DEALERS.) | | FISHERMEN. | | BOATMEN. | | CATTLE BREEDERS. | |
| | | Males. | Females. | Males. | Females. | Males. | Females. | Males. | Females. | Males. | Females. | Males. | Females. | Males. | Females. | Males. | Females. | Males. | Females. | Males. | Females. |
| 1 | 2 | 3 | 4 | 5 | 6 | 7 | 8 | 9 | 10 | 11 | 12 | 13 | 14 | 15 | 16 | 17 | 18 | 19 | 20 | 21 | 22 |
| | **MADRAS** ... | ***4,107,154*** | ***2,264,228*** | ***600,453*** | ***182,396*** | ***192,615*** | ***103,997*** | ***32,330*** | ***25,315*** | ***22,568*** | ... | ***16,617*** | ***1,669*** | ***76,866*** | ***13,034*** | ***3,838*** | ***918*** | ***897*** | ***8*** | ***2,460*** | ***354*** |
| | **(1) British Territory** ... | ***4,026,288*** | ***2,185,889*** | ***582,904*** | ***173,444*** | ***187,026*** | ***99,925*** | ***30,519*** | ***22,139*** | ***21,151*** | ... | ***16,051*** | ***1,650*** | ***75,178*** | ***12,624*** | ***3,818*** | ***917*** | ***897*** | ***8*** | ***2,456*** | ***354*** |
| 1 | GANJÁM ... ... ... | 102,496 | 62,217 | 22,264 | 8,539 | 5,937 | 5,199 | 626 | 362 | 644 | ... | 740 | 37 | 2,938 | 1,098 | 404 | 135 | ... | ... | 306 | 9 |
| 2 | AGENCY, GANJÁM ... ... | 53,156 | 37,855 | 1,344 | 602 | 155 | 74 | 202 | 143 | 34 | ... | 114 | 51 | 344 | 72 | 5 | ... | ... | ... | 13 | ... |
| 3 | VIZAGAPATAM ... ... | 90,371 | 56,728 | 11,555 | 4,374 | 2,889 | 1,949 | 940 | 477 | 429 | ... | 159 | 42 | 1,231 | 507 | 204 | 79 | 259 | ... | 223 | ... |
| 4 | AGENCY, VIZAGAPATAM ... | 40,001 | 19,312 | 2,817 | 389 | 1,109 | 204 | 110 | 10 | 93 | ... | 46 | ... | 503 | 33 | 22 | 3 | ... | ... | 1 | ... |
| 5 | GÓDÁVARI ... ... ... | 71,007 | 15,265 | 13,755 | 2,378 | 6,123 | 1,119 | 207 | 35 | 342 | ... | 328 | 60 | 1,244 | 595 | 301 | 50 | 63 | ... | 123 | 31 |
| 6 | AGENCY GÓDÁVARI ... ... | 7,443 | 3,176 | 518 | 105 | 34 | 17 | 17 | 2 | 92 | ... | 6 | ... | 52 | 9 | 2 | 9 | ... | ... | 3 | ... |
| 7 | KISTNA ... ... ... | 157,960 | 37,935 | 26,945 | 6,853 | 9,332 | 3,778 | 130 | 71 | 974 | ... | 504 | 42 | 2,718 | 609 | 522 | 359 | 157 | 6 | 188 | 81 |
| 8 | GUNTÚR ... ... ... | 237,364 | 77,562 | 47,936 | 8,773 | 17,938 | 5,757 | 255 | 74 | 1,281 | ... | 920 | 55 | 5,124 | 700 | 339 | 17 | 45 | ... | 61 | 4 |
| 9 | NELLORE ... ... ... | 100,119 | 33,167 | 18,611 | 3,006 | 6,311 | 2,172 | 136 | 43 | 642 | ... | 436 | 42 | 1,790 | 159 | 157 | 27 | 20 | ... | 78 | 1 |
| 10 | CUDDAPAH ... ... ... | 122,530 | 47,852 | 13,974 | 2,679 | 5,002 | 1,397 | 186 | 73 | 413 | ... | 291 | 21 | 1,499 | 217 | 191 | 7 | ... | ... | ... | ... |
| 11 | KURNOOL ... ... ... | 124,358 | 78,111 | 19,166 | 6,976 | 6,984 | 4,401 | 396 | 124 | 712 | ... | 381 | 35 | 2,707 | 555 | 107 | 1 | 8 | ... | 137 | 9 |
| 12 | BELLARY ... ... ... | 160,552 | 100,081 | 22,362 | 7,172 | 8,285 | 4,328 | 706 | 413 | 713 | ... | 544 | 46 | 2,418 | 558 | 21 | 2 | 4 | ... | 44 | 13 |
| 13 | ANANTAPUR ... ... ... | 129,505 | 85,806 | 18,006 | 6,370 | 6,891 | 3,326 | ... | 83 | 356 | ... | 416 | 12 | 1,844 | 767 | 47 | 1 | ... | ... | 160 | 85 |
| 14 | MADRAS ... ... ... | 2,291 | 213 | 152 | 6 | 6 | ... | ... | ... | 3 | ... | 3 | ... | 28 | ... | ... | ... | ... | ... | ... | ... |
| 15 | CHINGLEPUT ... ... ... | 135,743 | 35,661 | 18,608 | 2,016 | 3,257 | 905 | 2,218 | 566 | 1,137 | ... | 315 | 39 | 2,543 | 180 | 114 | 7 | 67 | ... | 187 | 1 |
| 16 | CHITTOOR ... ... ... | 106,165 | 63,686 | 15,275 | 4,895 | 7,040 | 2,932 | 210 | 19 | 341 | ... | 176 | 8 | 1,169 | 343 | 11 | 2 | 9 | ... | 154 | 50 |
| 17 | NORTH ARCOT ... ... | 271,267 | 161,407 | 43,203 | 16,048 | 18,850 | 13,024 | 487 | 158 | 2,469 | ... | 992 | 78 | 3,990 | 499 | 144 | 30 | ... | ... | 208 | 3 |
| 18 | SALEM ... ... ... | 297,219 | 214,366 | 28,549 | 11,763 | 8,266 | 7,496 | 1,020 | 929 | 1,334 | ... | 1,012 | 107 | 3,252 | 891 | 109 | 12 | 7 | ... | 35 | 42 |
| 19 | COIMBATORE ... ... ... | 262,132 | 160,559 | 17,727 | 4,385 | 3,380 | 824 | 2,318 | 1,549 | 544 | ... | 1,117 | 193 | 2,755 | 479 | 121 | 3 | 14 | 1 | ... | ... |
| 20 | SOUTH ARCOT ... ... | 321,791 | 113,543 | 49,153 | 15,128 | 19,687 | 11,817 | 1,200 | 558 | 1,622 | ... | 813 | 81 | 6,737 | 810 | 321 | 54 | 3 | ... | 31 | ... |
| 21 | TANJORE ... ... ... | 189,511 | 74,281 | 30,025 | 4,867 | 8,780 | 1,806 | 2,616 | 1,569 | 1,538 | ... | 1,414 | 80 | 4,903 | 434 | 112 | 1 | 198 | 1 | 6 | ... |
| 22 | TRICHINOPOLY ... ... | 288,874 | 197,012 | 45,249 | 19,910 | 11,890 | 7,652 | 7,618 | 9,086 | 1,714 | ... | 1,536 | 297 | 6,515 | 650 | 100 | 60 | ... | ... | 95 | ... |
| 23 | MADURA ... ... ... | 299,530 | 227,273 | 34,405 | 14,347 | 13,306 | 11,803 | 298 | 131 | 669 | ... | 995 | 66 | 6,217 | 906 | 49 | 3 | 22 | ... | 167 | 11 |
| 24 | RÁMNÁD ... ... ... | 233,612 | 174,966 | 33,239 | 11,227 | 4,033 | 3,711 | 5,369 | 4,105 | 1,029 | ... | 818 | 115 | 5,416 | 974 | 140 | 27 | 1 | ... | 2 | ... |
| 25 | TINNEVÉLLY ... ... ... | 145,940 | 64,434 | 32,874 | 7,555 | 6,227 | 2,309 | 1,700 | 1,267 | 1,066 | ... | 1,076 | 84 | 5,792 | 489 | 165 | 14 | 3 | ... | 232 | 13 |
| 26 | NILGIRIS ... ... ... | 6,869 | 6,643 | 2,688 | 435 | 7 | 2 | 1,443 | 281 | 323 | ... | 7 | ... | 26 | 1 | ... | ... | ... | ... | ... | ... |
| 27 | MALABAR ... ... ... | 18,536 | 3,302 | 4,065 | 263 | 1,587 | 144 | ... | ... | 122 | ... | 509 | 27 | 495 | 16 | 95 | 2 | 6 | ... | ... | 1 |
| 28 | ANJENGO ... ... ... | 12 | 10 | ... | ... | ... | ... | ... | ... | ... | ... | ... | ... | ... | ... | ... | ... | ... | ... | ... | ... |
| 29 | SOUTH CANARA ... ... | 49,934 | 33,466 | 10,439 | 2,383 | 3,740 | 1,779 | 51 | 11 | 515 | ... | 383 | 32 | 928 | 73 | 15 | 12 | 11 | ... | 2 | ... |
| | **(2) Feudatory States** ... | ***80,866*** | ***78,339*** | ***17,549*** | ***8,952*** | ***5,589*** | ***4,072*** | ***1,811*** | ***3,176*** | ***1,417*** | ... | ***566*** | ***19*** | ***1,688*** | ***410*** | ***20*** | ***1*** | ... | ... | ***4*** | ... |
| 30 | PUDUKKÓTTAI ... ... | 75,334 | 75,323 | 16,209 | 8,640 | 4,972 | 3,805 | 1,754 | 3,166 | 1,311 | ... | 532 | 19 | 1,556 | 398 | 20 | 1 | ... | ... | 4 | ... |
| 31 | BANGANAPALLE ... ... | 4,368 | 2,427 | 1,108 | 175 | 496 | 131 | 57 | 10 | 106 | ... | 34 | ... | 132 | 12 | ... | ... | ... | ... | ... | ... |
| 32 | SANDÚR ... ... ... | 1,164 | 589 | 234 | 137 | 121 | 136 | ... | ... | ... | ... | ... | ... | ... | ... | ... | ... | ... | ... | ... | ... |

This content downloaded from
106.51.163.168 on Wed, 05 Jun 2024 15:15:17 +00:00
All use subject to https://about.jstor.org/terms

# TABLE XV-B.

**Subsidiary occupations of agriculturists—Actual workers only. 2 (a) Rent payers—Cultivating landowners—*concluded.***

| NUMBER. | DISTRICT OR STATE. | DETAILS OF SUBSIDIARY OCCUPATIONS RETURNED—*concld.* | | | | | | | | | | | | | | | | | | | |
|---|---|---|---|---|---|---|---|---|---|---|---|---|---|---|---|---|---|---|---|---|---|
| | | Milkmen. | | Village watchmen. | | Weavers and millhands. | | Barbers. | | Oil-pressers. | | Washermen. | | Potters. | | Blacksmiths. | | Carpenters. | | Other occupations | |
| | | Males. | Females. | Males. | Females. | Males. | Females. | Males. | Females. | Males. | Females. | Males. | Females. | Males. | Females. | Males. | Females. | Males. | Females. | Males. | Females. |
| | | 23 | 24 | 25 | 26 | 27 | 28 | 29 | 30 | 31 | 32 | 33 | 34 | 35 | 36 | 37 | 38 | 39 | 40 | 41 | 42 |
| | **MADRAS ...** | **2,223** | **1,521** | **5,814** | ... | **16,447** | **3,900** | **13,446** | **385** | **967** | **115** | **15,062** | **5,646** | **9,149** | **3,041** | **3,472** | **166** | **12,101** | **252** | **173581** | **22,075** |
| | **British Territory ...** | **2,214** | **1,477** | **5,778** | ... | **16,149** | **3,758** | **12,936** | **342** | **962** | **115** | **14,788** | **5,470** | **8,739** | **2,640** | **3,287** | **164** | **11,693** | **242** | **169,262** | **21,619** |
| 1 | Ganjám ... ... ... | 116 | 77 | 884 | ... | 191 | 91 | 533 | 12 | 60 | ... | 998 | 540 | 352 | 137 | 288 | 47 | 471 | 6 | 6,776 | 789 |
| 2 | Agency, Ganjám ... ... | 8 | 19 | 14 | ... | 56 | 13 | ... | ... | 6 | 3 | 10 | 9 | 21 | 39 | 21 | ... | 5 | ... | 336 | 179 |
| 3 | Vizagapatam ... ... | 38 | 32 | 135 | ... | 45 | 49 | 903 | ... | 14 | 12 | 1,014 | 708 | 33 | 46 | 20 | 1 | 250 | 6 | 2,769 | 466 |
| 4 | Agency, Vizagapatam ... | 40 | 3 | 49 | ... | 257 | 41 | 43 | ... | ... | ... | 44 | 7 | 61 | 12 | 37 | 4 | 8 | ... | 394 | 72 |
| 5 | Gódávari ... ... ... | 18 | 11 | 102 | ... | 200 | 13 | 410 | ... | 1 | 1 | 1,059 | 181 | 202 | 37 | 4 | ... | 223 | 3 | 2,805 | 242 |
| 6 | Agency, Gódávari ... ... | ... | ... | 1 | ... | .. | ... | 21 | ... | 8 | ... | 45 | 3 | 4 | ... | 12 | ... | 14 | 1 | 207 | 64 |
| 7 | Kistna ... ... ... | 160 | 52 | 121 | ... | 382 | 86 | 789 | 13 | 22 | 33 | 1,339 | 254 | 512 | 65 | 16 | ... | 403 | 5 | 8,676 | 1,399 |
| 8 | Guntúr ... ... ... | 126 | 17 | 207 | ... | 3,156 | 129 | 1,030 | ... | 39 | 1 | 2,140 | 564 | 1,044 | 143 | 64 | 5 | 1,128 | 10 | 13,039 | 1,297 |
| 9 | Nellore ... ... ... | 24 | 10 | 161 | ... | 877 | 17 | 392 | ... | 57 | 2 | 622 | 105 | 568 | 78 | 35 | 9 | 285 | 5 | 6,017 | 326 |
| 10 | Cuddapah ... ... ... | 65 | 18 | 40 | ... | 741 | 154 | 506 | ... | 58 | 8 | 606 | 139 | 441 | 74 | 13 | 15 | 222 | 20 | 3,700 | 536 |
| 11 | Kurnool ... ... ... | 25 | 13 | 241 | ... | 1,031 | 272 | 648 | 34 | 4 | 2 | 625 | 285 | 436 | 86 | 148 | 2 | 228 | 5 | 4,348 | 1,152 |
| 12 | Bellary ... ... ... | 26 | 18 | 187 | ... | 819 | 230 | 643 | 9 | 20 | ... | 1,161 | 547 | 270 | 60 | 145 | 30 | 908 | 15 | 5,448 | 903 |
| 13 | Anantapur ... ... ... | 27 | 49 | 61 | ... | 977 | 273 | 517 | 83 | 20 | 2 | 463 | 225 | 279 | 39 | 47 | ... | 167 | 20 | 5,734 | 1,326 |
| 14 | Madras ... ... ... | 2 | ... | ... | ... | 5 | ... | 1 | ... | ... | ... | ... | ... | ... | ... | ... | ... | ... | ... | 104 | 6 |
| 15 | Chingleput ... ... ... | 382 | 83 | 283 | ... | 231 | 32 | 302 | ... | 18 | 1 | 161 | 38 | 352 | 17 | 161 | ... | 480 | ... | 6,400 | 147 |
| 16 | Chittoor ... ... ... | 8 | 25 | 104 | ... | 763 | 291 | 391 | 17 | 174 | 3 | 564 | 240 | 266 | 135 | 250 | 17 | 134 | 1 | 3,511 | 812 |
| 17 | North Arcot ... ... | 180 | 150 | 296 | ... | 1,004 | 321 | 1,200 | 49 | 45 | ... | 771 | 407 | 652 | 200 | 303 | 3 | 667 | 4 | 10,945 | 1,122 |
| 18 | Salem ... ... ... | 35 | 126 | 541 | ... | 604 | 413 | 509 | ... | 10 | 1 | 586 | 304 | 290 | 62 | 230 | ... | 339 | ... | 8,370 | 1,380 |
| 19 | Coimbatore ... ... ... | 61 | 140 | 114 | ... | 215 | 55 | 247 | 3 | 6 | ... | 236 | 49 | 157 | 36 | 116 | 7 | 295 | 8 | 6,021 | 1,038 |
| 20 | South Arcot ... ... | 110 | 114 | 297 | ... | 1,605 | 319 | 1,024 | 40 | 240 | 3 | 803 | 197 | 622 | 104 | 331 | 2 | 1,150 | 6 | 12,557 | 1,023 |
| 21 | Tanjore ... ... ... | 64 | 89 | 511 | ... | 525 | 143 | 455 | 7 | 5 | ... | 193 | 52 | 214 | 127 | 86 | 2 | 547 | 8 | 7,858 | 548 |
| 22 | Trichinopoly ... ... | 335 | 148 | 313 | ... | 662 | 364 | 614 | 5 | 16 | ... | 335 | 165 | 174 | 74 | 176 | ... | 1,209 | ... | 11,917 | 1,409 |
| 23 | Madura ... ... ... | 83 | 60 | 262 | ... | 514 | 228 | 554 | ... | 3 | ... | 378 | 268 | 828 | 351 | 167 | ... | 976 | ... | 8,917 | 520 |
| 24 | Rámnád ... ... ... | 75 | 109 | 180 | ... | 457 | 108 | 630 | 69 | ... | ... | 351 | ... | 711 | 571 | 353 | 19 | 1,008 | 100 | 12,666 | 1,319 |
| 25 | Tinnevelly ... ... ... | 113 | 111 | 671 | ... | 799 | 114 | 404 | ... | 10 | ... | 203 | 56 | 198 | 43 | 205 | ... | 406 | ... | 13,605 | 3,055 |
| 26 | Nilgiris ... ... ... | 37 | 2 | ... | ... | 1 | 1 | ... | ... | .. | ... | ... | ... | 1 | 72 | 36 | 1 | 58 | ... | 749 | 75 |
| 27 | Malabar ... ... ... | 39 | 1 | ... | ... | 24 | ... | 11 | 1 | 29 | 6 | 4 | 3 | 1 | ... | 2 | ... | 18 | ... | 1,123 | 62 |
| 28 | Anjengo ... ... ... | ... | ... | ... | ... | ... | ... | ... | ... | ... | ... | ... | ... | ... | ... | ... | ... | ... | ... | ... | ... |
| 29 | South Canara ... ... | 17 | ... | ... | ... | 8 | 1 | 159 | ... | 97 | 37 | 77 | 51 | 50 | 32 | 22 | ... | 94 | ... | 4,270 | 352 |
| | **(2) Feudatory States ...** | **9** | **44** | **36** | ... | **298** | **142** | **510** | **43** | **5** | ... | **274** | **176** | **410** | **401** | **185** | **2** | **408** | **10** | **4,319** | **456** |
| 30 | Pudukkóttai ... ... | 7 | 39 | 21 | ... | 254 | 142 | 474 | 43 | 5 | ... | 247 | 172 | 381 | 398 | 178 | 2 | 386 | 10 | 4,107 | 445 |
| 31 | Banganapalle ... ... | 2 | 5 | ... | ... | 42 | ... | 34 | ... | ... | ... | 27 | 4 | 29 | 3 | 7 | ... | 15 | ... | 125 | 10 |
| 32 | Sandur ... ... ... | ... | ... | 15 | ... | 2 | ... | 2 | ... | ... | ... | ... | ... | ... | ... | ... | ... | 7 | ... | 87 | 1 |





This content downloaded from 106.51.163.168 on Wed, 05 Jun 2024 15:15:17 +00:00
All use subject to https://about.jstor.org/terms

# TABLE XV-B.

## Subsidiary occupations of agriculturists—Actual workers only. 2 (*b*) Rent payers—Cultivating tenants.

| NUMBER. | DISTRICT OR STATE. | TOTAL NUMBER OF CULTIVATING TENANTS (ACTUAL WORKERS). | | NUMBER OF ACTUAL WORKERS WHO RETURNED SUBSIDIARY OCCUPATIONS. | | DETAILS OF SUBSIDIARY OCCUPATIONS RETURNED. | | | | | | | | | | | | | | | |
|---|---|---|---|---|---|---|---|---|---|---|---|---|---|---|---|---|---|---|---|---|---|
| | | | | | | AGRICULTURISTS. | | GENERAL LABOURERS. | | GOVERNMENT SERVANTS OTHER THAN VILLAGE WATCHMEN. | | MONEY LENDERS AND GRAIN AND PULSE DEALERS. | | TRADERS (OTHER THAN MONEY-LENDERS AND GRAIN AND PULSE DEALERS). | | FISHERMEN. | | BOATMEN. | | CATTLE BREEDERS. | |
| | | Males. | Females. | Males. | Females. | Males. | Females. | Males. | Females. | Males. | Females. | Males. | Females. | Males. | Females. | Males. | Females. | Males. | Females. | Males. | Females. |
| 1 | 2 | 3 | 4 | 5 | 6 | 7 | 8 | 9 | 10 | 11 | 12 | 13 | 14 | 15 | 16 | 17 | 18 | 19 | 20 | 21 | 22 |
| | **MADRAS** ... | ***1,994,758*** | ***1,104,904*** | ***280,478*** | ***95,155*** | ***77,749*** | ***48,134*** | ***18,877*** | ***11,699*** | ***5,313*** | ... | ***7,121*** | ***1,233*** | ***36,062*** | ***9,428*** | ***3,445*** | ***1,126*** | ***571*** | ***3*** | ***2,079*** | ***235*** |
| | **(1) British Territory** ... | ***1,978,387*** | ***1,088,843*** | ***275,760*** | ***91,972*** | ***76,341*** | ***47,129*** | ***17,718*** | ***10,157*** | ***5,246*** | ... | ***7,076*** | ***1,232*** | ***35,802*** | ***9,215*** | ***3,444*** | ***1,126*** | ***571*** | ***3*** | ***2,077*** | ***235*** |
| 1 | GANJAM ... ... ... | 143,828 | 91,901 | 28,686 | 14,216 | 8,037 | 8,190 | 1,588 | 538 | 477 | ... | 1,546 | 563 | 4,124 | 2,721 | 803 | 210 | 1 | ... | 623 | 27 |
| 2 | AGENCY, GANJAM ... ... | 19,690 | 17,808 | 2,069 | 1,101 | 105 | 65 | 145 | 234 | 7 | ... | 113 | 1 | 782 | 210 | 6 | 78 | ... | ... | 2 | 29 |
| 3 | VIZAGAPATAM ... ... | 287,047 | 225,992 | 23,502 | 11,716 | 6,716 | 6,594 | 1,533 | 955 | 395 | ... | 422 | 150 | 3,397 | 1,413 | 556 | 252 | 25 | ... | 564 | ... |
| 4 | AGENCY, VIZAGAPATAM ... | 171,875 | 117,000 | 12,226 | 6,518 | 3,013 | 3,860 | 806 | 759 | 187 | ... | 203 | 156 | 2,552 | 729 | 161 | 69 | 5 | ... | 67 | 10 |
| 5 | GÓDÁVARI ... ... ... | 62,552 | 19,349 | 9,168 | 2,779 | 4,006 | 1,413 | 395 | 216 | 89 | ... | 216 | 3 | 1,265 | 404 | 110 | 18 | 23 | 1 | 65 | 65 |
| 6 | AGENCY, GÓDÁVARI ... ... | 33,293 | 20,262 | 5,302 | 1,243 | 172 | 230 | 127 | 7 | 114 | ... | 7 | ... | 513 | 247 | 60 | 12 | 20 | ... | 8 | 2 |
| 7 | KISTNA ... ... ... | 74,076 | 18,672 | 11,524 | 2,952 | 3,804 | 1,724 | 92 | 174 | 255 | ... | 107 | 12 | 1,179 | 272 | 126 | 57 | 116 | 2 | 95 | 16 |
| 8 | GUNTÚR ... ... ... | 16,612 | 3,646 | 4,615 | 690 | 2,447 | 567 | 14 | 5 | 47 | ... | 62 | 2 | 407 | 21 | 36 | 2 | 4 | ... | ... | ... |
| 9 | NELLORE ... ... ... | 75,031 | 33,401 | 8,926 | 1,428 | 2,752 | 840 | 153 | 58 | 327 | ... | 124 | 5 | 1,095 | 128 | 83 | 11 | 4 | ... | 23 | 3 |
| 10 | CUDDAPAH ... ... ... | 6,122 | 3,356 | 1,304 | 263 | 782 | 206 | 35 | 5 | 32 | ... | 2 | ... | 94 | 18 | 11 | 4 | ... | ... | 4 | ... |
| 11 | KURNOOL ... ... ... | 12,596 | 5,107 | 1,469 | 417 | 529 | 215 | 105 | 50 | 20 | ... | 23 | ... | 141 | 38 | 30 | ... | ... | ... | 22 | 9 |
| 12 | BELLARY ... ... ... | 12,510 | 7,460 | 2,084 | 768 | 1,060 | 550 | 34 | 3 | 43 | ... | 15 | 3 | 197 | 50 | ... | ... | ... | ... | 6 | ... |
| 13 | ANANTAPUR ... ... ... | 25,043 | 15,398 | 4,262 | 1,470 | 1,815 | 892 | 2 | 13 | 8 | ... | 4 | 2 | 486 | 157 | 104 | ... | ... | ... | 43 | 6 |
| 14 | MADRAS ... ... ... | 1,047 | 87 | 31 | ... | 2 | ... | 1 | ... | ... | ... | 1 | ... | 7 | ... | ... | ... | 1 | ... | ... | ... |
| 15 | CHINGLEPUT ... ... ... | 49,842 | 11,511 | 7,229 | 1,065 | 1,627 | 448 | 1,720 | 387 | 158 | ... | 109 | 14 | 616 | 75 | 32 | ... | 5 | ... | 62 | 7 |
| 16 | CHITTOOR ... ... ... | 141,019 | 70,774 | 16,358 | 5,176 | 5,174 | 3,410 | 140 | 9 | 307 | ... | 171 | 13 | 1,721 | 432 | 61 | 21 | ... | ... | 120 | 28 |
| 17 | NORTH ARCOT ... ... | 63,548 | 35,385 | 9,757 | 4,883 | 5,924 | 3,999 | 263 | 54 | 163 | ... | 39 | 9 | 534 | 125 | 28 | 9 | ... | ... | 17 | 1 |
| 18 | SALEM ... ... ... | 33,711 | 19,495 | 3,881 | 1,845 | 1,363 | 1,190 | 513 | 231 | 97 | ... | 57 | 5 | 325 | 102 | 19 | 1 | 3 | ... | 2 | 2 |
| 19 | COIMBATORE ... ... ... | 36,909 | 12,189 | 2,976 | 815 | 860 | 214 | 660 | 458 | 53 | ... | 122 | 24 | 448 | 49 | 14 | ... | 2 | ... | ... | ... |
| 20 | SOUTH ARCOT ... ... | 74,013 | 34,024 | 13,256 | 4,235 | 5,988 | 3,048 | 288 | 368 | 330 | ... | 293 | 13 | 1,928 | 154 | 63 | 1 | ... | ... | 2 | 1 |
| 21 | TANJORE ... ... ... | 87,692 | 37,482 | 14,235 | 3,774 | 3,331 | 943 | 3,329 | 1,892 | 536 | ... | 378 | 42 | 1,657 | 194 | 34 | 18 | 65 | ... | 3 | ... |
| 22 | TRICHINOPOLY ... ... | 48,478 | 20,598 | 9,123 | 3,985 | 2,861 | 1,532 | 2,521 | 1,686 | 124 | ... | 143 | 21 | 921 | 186 | 10 | 1 | 17 | ... | 24 | ... |
| 23 | MADURA ... ... ... | 39,246 | 17,445 | 4,510 | 1,789 | 2,004 | 1,496 | 57 | 6 | 115 | ... | 50 | 6 | 619 | 146 | 12 | ... | 3 | ... | 29 | 3 |
| 24 | RÁMNÁD ... ... ... | 30,619 | 23,459 | 4,314 | 1,609 | 690 | 579 | 910 | 604 | 143 | ... | 36 | 8 | 589 | 151 | 22 | 4 | ... | ... | ... | ... |
| 25 | TINNEVELLY ... ... | 89,628 | 49,063 | 18,125 | 6,746 | 3,784 | 1,206 | 1,331 | 1,091 | 432 | ... | 225 | 94 | 1,994 | 549 | 103 | 10 | 8 | ... | 263 | 2 |
| 26 | NILGIRIS ... ... ... | 403 | 137 | 73 | 15 | 1 | ... | 20 | 11 | 4 | ... | ... | ... | 2 | 2 | ... | ... | ... | ... | ... | ... |
| 27 | MALABAR ... ... ... | 202,890 | 49,921 | 33,176 | 3,571 | 5,066 | 1,630 | 93 | 5 | 327 | ... | 2,305 | 63 | 6,210 | 158 | 453 | 3 | 75 | ... | 22 | 13 |
| 28 | ANJENGO ... ... ... | 1 | ... | ... | ... | ... | ... | ... | ... | ... | ... | ... | ... | ... | ... | ... | ... | ... | ... | ... | ... |
| 29 | SOUTH CANARA ... ... | 138,966 | 127,926 | 23,559 | 6,803 | 2,428 | 2,088 | 1,043 | 338 | 456 | ... | 303 | 23 | 1,996 | 484 | 507 | 345 | 194 | ... | 11 | 11 |
| | **(2) Feudatory States** ... | ***16,371*** | ***16,061*** | ***4,698*** | ***3,183*** | ***1,408*** | ***1,005*** | ***1,159*** | ***1,542*** | ***67*** | ... | ***45*** | ***1*** | ***260*** | ***213*** | ***1*** | ... | ... | ... | ***2*** | ... |
| 30 | PUDDUKKÓTAI ... ... | 15,351 | 15,614 | 4,448 | 3,043 | 1,258 | 900 | 1,149 | 1,542 | 66 | ... | 42 | 1 | 255 | 197 | 1 | ... | ... | ... | 2 | ... |
| 31 | BANGANAPALLE ... ... | 104 | 45 | 18 | 42 | 11 | 12 | ... | ... | 1 | ... | ... | ... | ... | 16 | ... | ... | ... | ... | ... | ... |
| 32 | SANDÚR ... ... ... | 916 | 402 | 232 | 98 | 139 | 93 | 10 | ... | ... | ... | 3 | ... | 5 | ... | ... | ... | ... | ... | ... | ... |

This content downloaded from 106.51.163.168 on Wed, 05 Jun 2024 15:15:17 +00:00
All use subject to https://about.jstor.org/terms

# TABLE XV-B.

## Subsidiary occupations of agriculturists—Actual workers only. 2 (*b*) Rent payers—Cultivating Tenants—*concluded.*

| NUMBER. | DISTRICT OR STATE. | DETAILS OF SUBSIDIARY OCCUPATIONS RETURNED—*concld.* | | | | | | | | | | | | | | | | | | | |
|---|---|---|---|---|---|---|---|---|---|---|---|---|---|---|---|---|---|---|---|---|---|
| | | Milkmen. | | Village watchmen. | | Weavers and millhands. | | Barbers. | | Oil pressers. | | Washermen. | | Potters. | | Blacksmiths. | | Carpenters. | | Other occupations. | |
| | | Males. | Females. | Males. | Females. | Males. | Females. | Males. | Females. | Males. | Females. | Males. | Females. | Males. | Females. | Males. | Females. | Males. | Females. | Males. | Females. |
| | | 23 | 24 | 25 | 26 | 27 | 28 | 29 | 30 | 31 | 32 | 33 | 34 | 35 | 36 | 37 | 38 | 39 | 40 | 41 | 42 |
| | **MADRAS ...** | ***1,315*** | ***867*** | ***2.675*** | ... | ***4,614*** | ***1,207*** | ***4,546*** | ***183*** | ***2,143*** | ***853*** | ***5,998*** | ***2,929*** | ***3,555*** | ***1,324*** | ***1,259*** | ***168*** | ***4,492*** | ***100*** | ***98,664*** | ***15,666*** |
| | **(1) British Territory ...** | ***1,315*** | ***861*** | ***2,669*** | ... | ***4,602*** | ***1,196*** | ***4,481*** | ***181*** | ***2.142*** | ***853*** | ***5,960*** | ***2,898*** | ***3,450*** | ***1,258*** | ***1,242*** | ***167*** | ***4,445*** | ***99*** | ***97,199*** | ***15,362*** |
| 1 | Ganjám ... ... ... | 211 | 269 | 388 | ... | 172 | 22 | 389 | 10 | 86 | ... | 949 | 550 | 252 | 146 | 110 | 2 | 279 | 4 | 8,651 | 964 |
| 2 | Agency, Ganjám ... ... | 25 | 24 | 52 | ... | ... | ... | 25 | ... | 6 | ... | 88 | 82 | 36 | 18 | 4 | ... | 5 | ... | 668 | 360 |
| 3 | Vizagapatam ... ... | 28 | 27 | 98 | ... | 351 | 265 | 688 | ... | 98 | 36 | 1,418 | 684 | 134 | 57 | 26 | 1 | 67 | 4 | 6,986 | 1,278 |
| 4 | Agency, Vizagapatam ... | 93 | 61 | 432 | ... | 946 | 158 | 71 | ... | 10 | ... | 117 | 40 | 379 | 162 | 303 | 141 | 124 | 3 | 2,757 | 370 |
| 5 | Gódávari ... ... ... | 107 | 10 | 30 | ... | 47 | 32 | 151 | 4 | 8 | 1 | 312 | 271 | 49 | 31 | 7 | ... | 85 | ... | 2,203 | 310 |
| 6 | Agency, Gódávari ... ... | 16 | 34 | 30 | ... | 8 | 15 | 20 | ... | 51 | ... | 108 | 32 | 22 | 1 | 54 | 1 | 39 | 3 | 3,933 | 659 |
| 7 | Kistna ... ... ... | 86 | 45 | 37 | ... | 198 | 52 | 166 | 18 | 19 | 87 | 431 | 39 | 188 | 8 | 19 | 1 | 114 | 11 | 4,492 | 434 |
| 8 | Guntúr ... ... ... | 8 | 2 | 16 | ... | 174 | 1 | 48 | ... | ... | 1 | 61 | 17 | 52 | 4 | 3 | ... | 94 | 1 | 1,172 | 67 |
| 9 | Nellore ... ... ... | 6 | .. | 150 | ... | 386 | 23 | 345 | ... | 19 | 1 | 325 | 62 | 162 | 43 | 14 | 1 | 97 | 2 | 2,861 | 251 |
| 10 | Cuddapah ... ... ... | 1 | 1 | 4 | ... | 44 | 1 | 18 | ... | 3 | ... | 36 | 4 | 27 | ... | 1 | ... | 10 | ... | 200 | 24 |
| 11 | Kurnool ... ... ... | 5 | 3 | 3 | ... | 41 | 11 | 4 | 2 | ... | ... | 47 | 1 | 28 | ... | ... | ... | 14 | ... | 454 | 88 |
| 12 | Bellary ... ... ... | ... | 4 | 13 | ... | 47 | 21 | 20 | 1 | 3 | ... | 53 | 30 | 20 | 5 | 3 | ... | 57 | 19 | 513 | 82 |
| 13 | Anantapur ... ... ... | 1 | 4 | 7 | ... | 179 | 24 | 91 | 6 | 7 | ... | 79 | 42 | 58 | 5 | 1 | ... | 32 | 3 | 1,845 | 316 |
| 14 | Madras ... ... ... | 1 | ... | ... | ... | ... | ... | ... | ... | ... | ... | ... | ... | ... | ... | ... | ... | 1 | ... | 16 | ... |
| 15 | Chingleput ... ... ... | 169 | 24 | 134 | ... | 91 | 8 | 45 | ... | 7 | ... | 43 | 11 | 151 | 6 | 43 | ... | 136 | ... | 2,081 | 85 |
| 16 | Chittoor ... ... ... | 13 | 19 | 210 | ... | 727 | 97 | 411 | 48 | 155 | 4 | 488 | 190 | 449 | 86 | 39 | 2 | 213 | 10 | 5,959 | 807 |
| 17 | North Arcot ... ... | 22 | 11 | 22 | ... | 73 | 127 | 206 | 1 | 12 | ... | 267 | 74 | 51 | 85 | 35 | ... | 64 | 21 | 2,037 | 434 |
| 18 | Salem ... ... ... | 3 | 12 | 51 | ... | 59 | 17 | 69 | ... | 5 | ... | 62 | 41 | 9 | 11 | ... | ... | 58 | ... | 1,385 | 244 |
| 19 | Coimbatore ... ... | 20 | 21 | 15 | ... | 21 | 3 | 31 | ... | ... | ... | 15 | 1 | 5 | 2 | 6 | ... | 32 | ... | 672 | 43 |
| 20 | South Arcot ... ... | 30 | 57 | 58 | ... | 77 | 89 | 172 | 6 | 36 | 3 | 126 | 38 | 26 | 2 | 97 | 6 | 200 | 5 | 3,642 | 444 |
| 21 | Tanjore ... ... ... | 17 | 24 | 292 | ... | 239 | 66 | 160 | 2 | ... | ... | 104 | 35 | 144 | 25 | 29 | ... | 217 | ... | 3,700 | 533 |
| 22 | Trichinopoly ... ... | 63 | 21 | 122 | ... | 151 | 39 | 44 | ... | 4 | ... | 30 | 173 | 27 | ... | 14 | ... | 108 | ... | 1,939 | 326 |
| 23 | Madura ... ... ... | 2 | 42 | 34 | ... | 49 | 9 | 40 | ... | ... | ... | 32 | 9 | 71 | 15 | 7 | ... | 20 | ... | 1,366 | 57 |
| 24 | Ramnád ... ... ... | 9 | 22 | 28 | ... | 103 | 22 | 46 | 3 | ... | ... | 24 | ... | 52 | 14 | 36 | 1 | 59 | ... | 1,567 | 201 |
| 25 | Tinnevelly ... ... ... | 24 | 104 | 443 | ... | 133 | 11 | 122 | ... | 3 | ... | 122 | 44 | 94 | 28 | 47 | ... | 142 | ... | 8,855 | 3,607 |
| 26 | Nilgiris ... ... ... | 19 | ... | ... | ... | ... | ... | ... | ... | ... | ... | ... | ... | ... | ... | ... | ... | 3 | ... | 24 | 2 |
| 27 | Malabar ... ... ... | 322 | 19 | ... | ... | 92 | 9 | 406 | 67 | 701 | 247 | 233 | 126 | 82 | 14 | 40 | 3 | 640 | 5 | 16,099 | 1,209 |
| 28 | Anjengo ... ... | ... | ... | ... | ... | ... | ... | ... | ... | ... | ... | ... | ... | ... | ... | ... | ... | ... | ... | ... | ... |
| 29 | South Canara ... ... | 4 | 1 | ... | ... | 194 | 74 | 693 | 13 | 809 | 473 | 390 | 302 | 882 | 518 | 292 | 8 | 1,535 | 8 | 11,722 | 2,117 |
| | **(2) Feudatory States ...** | ... | ***6*** | ***6*** | ... | ***12*** | ***11*** | ***65*** | ***2*** | ***1*** | ... | ***38*** | ***31*** | ***105*** | ***66*** | ***17*** | ***1*** | ***47*** | ***1*** | ***1,465*** | ***304*** |
| 30 | Pudukkóttai ... ... | ... | 6 | 2 | ... | 11 | 11 | 65 | 2 | 1 | ... | 37 | 23 | 105 | 66 | 17 | 1 | 47 | 1 | 1,380 | 293 |
| 31 | Banganapalle ... ... | ... | ... | ... | ... | ... | ... | ... | ... | ... | ... | 1 | 8 | ... | ... | ... | ... | ... | ... | 5 | 6 |
| 32 | Sandúr ... ... ... | ... | ... | 4 | ... | 1 | ... | ... | ... | ... | ... | ... | ... | ... | ... | ... | ... | ... | ... | 70 | 5 |





This content downloaded from 106.51.163.168 on Wed, 05 Jun 2024 15:15:17 +00:00
All use subject to https://about.jstor.org/terms

# TABLE XV-B.

## Subsidiary occupations of agriculturists—Actual workers only. 4. Agricultural labourers.

| NUMBER. | DISTRICT OR STATE. | TOTAL NUMBER OF AGRICULTURAL LABOURERS (ACTUAL WORKERS). | | NUMBER OF ACTUAL WORKERS WHO RETURNED SUBSIDIARY OCCUPATIONS. | | DETAILS OF SUBSIDIARY OCCUPATIONS RETURNED. | | | | | | | | | | | | | |
|---|---|---|---|---|---|---|---|---|---|---|---|---|---|---|---|---|---|---|---|
| | | | | | | AGRICULTURISTS. | | GENERAL LABOURERS. | | VILLAGE WATCHMEN. | | CATTLE-BREEDERS. | | MILKMEN. | | WEAVERS AND MILLHANDS. | | FISHERMEN. | |
| | | Males. | Females. | Males. | Females. | Males. | Females. | Males. | Females. | Males. | Females. | Males. | Females. | Males. | Females. | Males. | Females. | Males. | Females. |
| 1 | 2 | 3 | 4 | 5 | 6 | 7 | 8 | 9 | 10 | 11 | 12 | 13 | 14 | 15 | 16 | 17 | 18 | 19 | 20 |
| | **MADRAS** ... | *2,324,605* | *2,760,380* | *101,295* | *60,444* | *28,508* | *14,306* | *5,148* | *4,149* | *588* | ... | *888* | *395* | *338* | *1,030* | *4,726* | *1,977* | *2,052* | *1,481* |
| | **(1) British Territory** ... ... | *2,315,200* | *2,752,295* | *100,014* | *59,251* | *28,114* | *14,088* | *4,681* | *3,361* | *584* | ... | *888* | *395* | *338* | *1,027* | *4,536* | *1,962* | *2,052* | *1,481* |
| 1 | GANJÁM ... ... ... ... | 89,817 | 154,842 | 6,053 | 8,676 | 1,146 | 951 | 463 | 601 | 92 | ... | 64 | 15 | 90 | 374 | 106 | 154 | 256 | 428 |
| 2 | AGENCY, GANJÁM ... ... ... | 20,300 | 26,387 | 228 | 220 | 5 | 11 | 33 | 32 | ... | ... | 13 | ... | 3 | 6 | ... | 3 | 1 | ... |
| 3 | VIZAGAPATAM ... ... ... ... | 97,285 | 159,746 | 4,047 | 3,094 | 910 | 594 | 61 | 22 | 15 | ... | ... | ... | 20 | 5 | 95 | 84 | 192 | 200 |
| 4 | AGENCY, VIZAGAPATAM ... ... | 58,300 | 66,043 | 756 | 611 | 44 | 51 | 30 | 19 | 3 | ... | ... | ... | 2 | 19 | 38 | 14 | 15 | 24 |
| 5 | GÓDÁVARI ... ... ... ... | 146,979 | 145,134 | 4,139 | 1,658 | 1,465 | 318 | 47 | 9 | 7 | ... | 91 | 8 | 35 | 16 | 117 | 66 | 75 | 40 |
| 6 | AGENCY, GÓDÁVARI ... ... ... | 11,325 | 13,554 | 570 | 300 | 8 | 7 | 54 | 2 | ... | ... | 2 | ... | ... | 1 | 3 | 4 | 19 | 22 |
| 7 | KISTNA ... ... ... ... ... | 182,636 | 198,603 | 8,300 | 4,397 | 1,642 | 470 | 88 | 35 | 4 | ... | 303 | 21 | 20 | 115 | 348 | 124 | 191 | 134 |
| 8 | GUNTÚR ... ... ... ... ... | 100,093 | 125,866 | 7,636 | 2,572 | 2,513 | 638 | 15 | 11 | 31 | ... | ... | 5 | 28 | 76 | 1,461 | 368 | 250 | 34 |
| 9 | NELLORE ... ... ... ... ... | 94,089 | 125,658 | 6,971 | 2,555 | 1,415 | 489 | 329 | 122 | 48 | ... | 3 | 6 | 14 | 28 | 575 | 191 | 384 | 233 |
| 10 | CUDDAPAH ... ... ... ... | 62,435 | 70,852 | 3,991 | 1,306 | 1,497 | 504 | 33 | 36 | 4 | ... | 4 | ... | 4 | 14 | 109 | 225 | 62 | 4 |
| 11 | KURNOOL ... ... ... ... | 69,469 | 89,054 | 5,748 | 2,443 | 2,276 | 1,071 | 101 | 21 | 14 | ... | 73 | 41 | 4 | 2 | 1,026 | 277 | 102 | 27 |
| 12 | BELLARY ... ... ... ... | 55,467 | 62,437 | 2,283 | 1,530 | 637 | 299 | 14 | 27 | 12 | ... | 65 | 11 | ... | 19 | 36 | 48 | 25 | 2 |
| 13 | ANANTAPUR ... ... ... ... | 65,614 | 78,220 | 3,921 | 2,206 | 1,285 | 624 | ... | ... | 1 | ... | 35 | 176 | 7 | 7 | 210 | 80 | 25 | 7 |
| 14 | MADRAS ... ... ... ... | 727 | 251 | 13 | 4 | ... | ... | 1 | ... | ... | ... | ... | ... | ... | ... | ... | ... | 1 | ... |
| 15 | CHINGLEPUT ... ... ... ... | 89,532 | 75,632 | 1,358 | 468 | 415 | 106 | 124 | 146 | 33 | ... | 7 | 2 | 13 | 13 | 13 | ... | 19 | 1 |
| 16 | CHITTOOR ... ... ... ... | 66,126 | 52,410 | 3,581 | 2,090 | 1,286 | 643 | 12 | 2 | 36 | ... | 77 | 40 | 19 | 29 | 102 | 21 | 16 | 9 |
| 17 | NORTH ARCOT ... ... ... ... | 88,999 | 124,826 | 2,247 | 1,872 | 909 | 912 | 33 | 37 | 17 | ... | 1 | 2 | 8 | 17 | 29 | 28 | 9 | 3 |
| 18 | SALEM ... ... ... ... | 69,521 | 89,142 | 2,268 | 1,505 | 458 | 314 | 268 | 150 | 35 | ... | 55 | 3 | 4 | 21 | 33 | 18 | 46 | 14 |
| 19 | COIMBATORE ... ... ... ... | 113,136 | 123,155 | 1,621 | 300 | 274 | 76 | 278 | 103 | 2 | ... | 3 | ... | 2 | 6 | 6 | 8 | 5 | ... |
| 20 | SOUTH ARCOT ... ... ... ... | 154,785 | 181,888 | 4,881 | 2,101 | 2,050 | 985 | 68 | 60 | 30 | ... | 30 | ... | 8 | 22 | 44 | 66 | 21 | 34 |
| 21 | TANJORE ... ... ... ... | 118,914 | 115,241 | 3,176 | 1,547 | 893 | 401 | 593 | 410 | 100 | ... | ... | ... | 6 | 6 | 18 | 4 | 6 | ... |
| 22 | TRICHINOPOLY ... ... ... ... | 105,518 | 93,368 | 6,957 | 4,670 | 2,315 | 2,526 | 1,240 | 1,224 | 58 | ... | 17 | 2 | 18 | 204 | 81 | 62 | 33 | ... |
| 23 | MADURA ... ... ... ... | 107,839 | 134,330 | 2,181 | 1,144 | 1,184 | 673 | 44 | 13 | 23 | ... | 40 | ... | 7 | 7 | 14 | 30 | 4 | 2 |
| 24 | RÁMNÁD ... ... ... ... | 28,693 | 33,573 | 2,001 | 679 | 613 | 348 | 307 | 107 | 3 | ... | ... | ... | ... | 2 | 8 | 7 | 19 | 4 |
| 25 | TINNEVELLY ... ... ... ... | 45,756 | 76,870 | 1,960 | 1,057 | 1,130 | 370 | 87 | 107 | 16 | ... | 5 | 54 | 5 | 14 | 12 | 60 | 5 | ... |
| 26 | NILGIRIS ... ... ... ... | 4,261 | 3,008 | 4 | 9 | 2 | ... | ... | 9 | ... | ... | ... | ... | ... | ... | ... | ... | ... | ... |
| 27 | MALABAR ... ... ... ... | 212,444 | 245,015 | 10,702 | 7,530 | 1,336 | 364 | 253 | 18 | ... | ... | ... | 3 | 20 | 4 | 39 | 7 | 165 | 23 |
| 28 | ANJENGO ... ... ... ... | 22 | ... | ... | ... | ... | ... | ... | ... | ... | ... | ... | ... | ... | ... | ... | ... | ... | ... |
| 29 | SOUTH CANARA ... ... ... ... | 55,118 | 87,695 | 2,421 | 2,707 | 406 | 343 | 105 | 38 | ... | ... | ... | 6 | 1 | ... | 13 | 13 | 106 | 236 |
| | **(2) Feudatory States** ... ... | *9,405* | *8,085* | *1,281* | *1,193* | *394* | *218* | *467* | *788* | *4* | ... | ... | ... | ... | *3* | *190* | *15* | ... | ... |
| 30 | PUDUKKÓTTAI ... ... ... ... | 4,869 | 3,241 | 317 | 241 | 216 | 150 | 18 | 22 | 4 | ... | ... | ... | ... | 1 | 4 | ... | ... | ... |
| 31 | BANGANAPALLE ... ... ... ... | 4,091 | 4,298 | 941 | 924 | 173 | 68 | 449 | 766 | ... | ... | ... | ... | ... | 2 | 186 | 15 | ... | ... |
| 32 | SANDÚR ... ... ... ... | 445 | 546 | 23 | 28 | 5 | ... | ... | ... | ... | ... | ... | ... | ... | ... | ... | ... | ... | ... |

This content downloaded from 106.51.163.168 on Wed, 05 Jun 2024 15:15:17 +00:00
All use subject to https://about.jstor.org/terms

# TABLE XV-B.

## Subsidiary occupations of agriculturists—Actual workers only. 4. Agricultural labourers—*concluded.*

| NUMBER. | DISTRICT OR STATE. | DETAILS OF SUSIDIARY OCCUPATIONS RETURNED—*concld.* | | | | | | | | | | | | | | | | | | | |
|---|---|---|---|---|---|---|---|---|---|---|---|---|---|---|---|---|---|---|---|---|---|
| | | Boatmen. | | Rice pounders. | | Traders of all kinds. | | Oil pressers. | | Potters. | | Leather workers. | | Washermen. | | Blacksmiths. | | Carpenters. | | Other occupations | |
| | | Males. | Females. | Males. | Females. | Males. | Females. | Males. | Females. | Males. | Females. | Males. | Females. | Males. | Females. | Males. | Females. | Males. | Females. | Males. | Females. |
| | | 21 | 22 | 23 | 24 | 25 | 26 | 27 | 28 | 29 | 30 | 31 | 32 | 33 | 34 | 35 | 36 | 37 | 38 | 39 | 40 |
| | **MADRAS** ... | ***107*** | ***33*** | ***770*** | ***2,873*** | ***11,950*** | ***12,797*** | ***223*** | ***119*** | ***578*** | ***560*** | ***1,071*** | ***167*** | ***1,535*** | ***1,499*** | ***208*** | ***71*** | ***1,311*** | ***46*** | ***41,294*** | ***18,941*** |
| | **(1) British Territory** ... | ***107*** | ***33*** | ***770*** | ***2,863*** | ***11,884*** | ***12,700*** | ***223*** | ***119*** | ***566*** | ***559*** | ***1,071*** | ***167*** | ***1,528*** | ***1,492*** | ***207*** | ***71*** | ***1,306*** | ***46*** | ***41,159*** | ***18,887*** |
| 1 | Ganjám ... ... ... ... | 1 | 4 | 78 | 511 | 1,561 | 3,761 | 5 | ... | 43 | 95 | 2 | ... | 170 | 257 | 6 | 13 | 90 | 2 | 1,880 | 1,510 |
| 2 | Agency, Ganjám ... ... ... | ... | ... | 7 | 19 | 66 | 124 | ... | ... | ... | ... | ... | ... | 8 | 3 | ... | 1 | ... | ... | 92 | 21 |
| 3 | Vizagapatam ... ... ... | ... | ... | 49 | 274 | 819 | 1,006 | 71 | 9 | 40 | 21 | ... | ... | 228 | 367 | 4 | 19 | 6 | 1 | 1,537 | 492 |
| 4 | Agency, Vizagapatam ... ... | 1 | ... | 8 | 27 | 419 | 224 | ... | ... | 9 | 6 | 2 | ... | 5 | ... | 38 | 10 | 5 | 1 | 142 | 216 |
| 5 | Gódávari ... ... ... | 15 | 21 | 16 | 106 | 599 | 419 | 1 | ... | 6 | 91 | ... | ... | 67 | 17 | ... | ... | 68 | ... | 1,530 | 547 |
| 6 | Agency, Gódávari ... ... ... | 1 | ... | ... | 2 | 31 | 206 | 2 | 1 | 1 | ... | ... | ... | 10 | 7 | 6 | ... | 3 | ... | 431 | 48 |
| 7 | Kistna ... ... ... ... | 18 | 1 | 31 | 236 | 971 | 1,175 | 1 | 8 | 40 | 40 | 8 | ... | 85 | 98 | 3 | ... | 105 | 10 | 4,442 | 1,930 |
| 8 | Guntúr ... ... ... ... | 35 | ... | 4 | 66 | 613 | 559 | 2 | ... | 36 | 53 | 3 | ... | 98 | 78 | 5 | 4 | 92 | 2 | 2,450 | 678 |
| 9 | Nellore ... ... ... ... | 5 | ... | 188 | 147 | 1,149 | 618 | 5 | ... | 62 | 69 | 61 | ... | 195 | 57 | ... | 5 | 100 | 3 | 2,438 | 587 |
| 10 | Cuddapah ... ... ... ... | ... | ... | 11 | 15 | 377 | 155 | 1 | ... | 20 | 6 | 4 | ... | 52 | 24 | 3 | ... | 35 | 7 | 1,775 | 316 |
| 11 | Kurnool ... ... ... ... | ... | ... | ... | 9 | 524 | 357 | 1 | ... | 19 | 16 | 1 | ... | 84 | 57 | 9 | 1 | 21 | ... | 1,493 | 564 |
| 12 | Bellary ... ... ... ... | ... | ... | ... | 47 | 223 | 310 | ... | ... | 10 | 14 | 24 | 21 | 77 | 166 | 12 | 4 | 58 | ... | 1,090 | 562 |
| 13 | Anantapur ... ... ... ... | ... | ... | 16 | 194 | 449 | 379 | 2 | 2 | 30 | 3 | 193 | 10 | 59 | 90 | 51 | 8 | 109 | 2 | 1,449 | 624 |
| 14 | Madras ... ... ... ... | ... | ... | ... | ... | ... | 4 | ... | ... | ... | ... | ... | ... | ... | ... | ... | ... | ... | ... | 11 | ... |
| 15 | Chingleput ... ... ... | 9 | ... | 25 | 27 | 171 | 107 | 2 | ... | 18 | ... | 10 | ... | 14 | 5 | 1 | ... | 38 | ... | 446 | 61 |
| 16 | Chittoor ... ... ... ... | ... | ... | 30 | 119 | 452 | 655 | 8 | 3 | 25 | 6 | 198 | 19 | 110 | 36 | 4 | ... | 19 | ... | 1,187 | 508 |
| 17 | North Arcot ... ... ... ... | ... | ... | 53 | 98 | 281 | 324 | 2 | ... | 5 | 5 | 62 | 4 | 39 | 28 | 3 | 1 | 33 | 11 | 763 | 402 |
| 18 | Salem ... ... ... ... | ... | ... | 2 | 16 | 266 | 423 | ... | ... | 17 | 14 | 87 | 16 | 40 | 39 | 8 | ... | 26 | ... | 923 | 477 |
| 19 | Coimbatore ... ... ... ... | ... | ... | 1 | 6 | 275 | 31 | ... | ... | 1 | ... | 157 | 40 | 5 | 2 | ... | ... | 2 | ... | 610 | 28 |
| 20 | South Arcot ... ... ... ... | ... | ... | 30 | 68 | 348 | 364 | 10 | ... | 9 | 13 | 35 | 7 | 45 | 37 | 11 | ... | 131 | 3 | 2,011 | 442 |
| 21 | Tanjore ... ... ... ... ... | ... | ... | 55 | 183 | 353 | 267 | ... | ... | 7 | ... | ... | ... | 15 | 13 | 2 | ... | 55 | 3 | 1,073 | 260 |
| 22 | Trichinopoly ... ... ... ... | ... | ... | 9 | 24 | 727 | 321 | 5 | ... | 89 | 15 | 84 | ... | 51 | 39 | 18 | ... | 44 | ... | 2,168 | 253 |
| 23 | Madura ... ... ... ... | 1 | 2 | ... | 9 | 215 | 277 | 1 | ... | 7 | 3 | 107 | 31 | 8 | 5 | 3 | ... | 28 | ... | 495 | 92 |
| 24 | Rámnád ... ... ... ... | ... | ... | 1 | 3 | 189 | 77 | ... | ... | 2 | 11 | 13 | ... | 14 | ... | 9 | 1 | 28 | ... | 795 | 119 |
| 25 | Tinnevelly ... ... ... ... | ... | ... | ... | 1 | 51 | 118 | ... | 1 | 1 | ... | 4 | ... | 2 | ... | 3 | ... | 15 | ... | 624 | 332 |
| 26 | Nilgiris ... ... ... ... | ... | ... | ... | ... | 1 | ... | ... | ... | ... | ... | ... | ... | ... | ... | 1 | ... | ... | ... | ... | ... |
| 27 | Malabar ... ... ... ... | 3 | 5 | 119 | 595 | 646 | 250 | 53 | 53 | 33 | 32 | 6 | 5 | 14 | 14 | 11 | 3 | 103 | ... | 7,901 | 6,154 |
| 28 | Anjengo ... ... ... ... | ... | ... | ... | ... | ... | ... | ... | ... | ... | ... | ... | ... | ... | ... | ... | ... | ... | ... | ... | ... |
| 29 | South Canara ... ... ... ... | 18 | ... | 37 | 61 | 108 | 189 | 51 | 42 | 36 | 46 | 10 | 14 | 33 | 53 | 2 | 1 | 92 | 1 | 1,403 | 1,664 |
| | **(2) Feudataroy States** ... | ... | ... | ... | ... | ***10*** | ***66*** | ***97*** | ... | ... | ***12*** | ***1*** | ... | ... | ***7*** | ***7*** | ***1*** | ... | ***5*** | ... | ***135*** | ***54*** |
| 30 | Pudukkóttai ... ... ... ... | ... | ... | ... | ... | 4 | 31 | ... | ... | ... | ... | ... | ... | ... | ... | ... | ... | ... | ... | ... | ... |
| 31 | Banganapalle ... ... ... ... | ... | ... | ... | ... | 5 | 58 | ... | ... | 12 | ... | ... | ... | 7 | 5 | 1 | ... | ... | ... | 63 | 27 |
| 32 | Sandúr ... ... ... ... | ... | ... | ... | ... | 5 | 4 | ... | ... | ... | 1 | ... | ... | ... | 2 | ... | ... | ... | ... | 63 | 5 |
| | | | | | | | | | | | | | | | | | | 5 | ... | 9 | 22 |



This content downloaded from 106.51.163.168 on Wed, 05 Jun 2024 15:15:17 +00:00
All use subject to https://about.jstor.org/terms



This content downloaded from
106.51.163.168 on Wed, 05 Jun 2024 15:15:17 +00:00
All use subject to https://about.jstor.org/terms

# TABLE XV-E.

## STATISTICS OF INDUSTRIES.

## PART I.—PROVINCIAL SUMMARY.

Tables XV-A and XV-B prepared from the general schedules give only the main functional distribution of the people, distinguishing workers from dependents. The Government of India prescribed in addition a special industrial schedule, to be filled in by the owners and managers of factories, mills, etc., in which at least twenty persons were employed on the 10th March 1911.

The statistics so collected are exhibited in the following table. It is divided into four parts. Part I gives information regarding each kind of factory, etc., distinguishing between those factories in which mechanical power is employed, and those in which it is not; and classifies them according to the number of persons employed. In Part II, district figures are given without these details. Parts III and IV are designed to show the caste and nationality of owners and managers respectively.

In Part I the following abbreviations are used :—

*Column* 1.—A. Factories, mines, etc., in which mechanical power is used.
B. Factories, mines, etc., in which mechanical power is *not* used.

*Column* 18.—The figures in brackets represent the "state of business" on the date of census as noted below :—

(1) Much brisker than usual.
(2) Brisker than usual.
(3) Somewhat brisker than usual.
(4) Normal.
(5) Somewhat slacker than usual.
(6) Slacker than usual.
(7) Much slacker than usual.

This content downloaded from
106.51.163.168 on Wed, 05 Jun 2024 15:15:17 +00:00
All use subject to https://about.jstor.org/terms

# TABLE XV-E.

## Statistics of industries. Part I.– Provincial Summary.

| DESCRIPTION OF FACTORY, MINE, ETC. | CLASSIFICATION OF FACTORY, ETC., ACCORDING TO NUMBER OF PERSONS EMPLOYED (INCLUDING MANAGEMENT). | NUMBER OF FACTORIES. | TOTAL NUMBER OF PERSONS EMPLOYED. | | CLASSIFICATION OF PERSONS EMPLOYED. | | | | | | | | | | | | REMARKS. | |
|---|---|---|---|---|---|---|---|---|---|---|---|---|---|---|---|---|---|---|
| | | | | | DIRECTION, SUPERVISION AND CLERICAL WORK. | | | | SKILLED WORKMEN. | | UNSKILLED LABOURERS | | | | | | | |
| | | | | | Europeans and Anglo-Indians. | | Indians. | | Europeans and Anglo-Indians. | | Indians. | | Age 14 and over. | | Under 14. | | | |
| | | | Males. | Females. | Males. | Females. | Males. | Females. | Males. | Females. | Males. | Females. | Males. | Females. | Males. | Females. | | |
| 1 | 2 | 3 | 4 | 5 | 6 | 7 | 8 | 9 | 10 | 11 | 12 | 13 | 14 | 15 | 16 | 17 | 18 | |
| | PROVINCE ... | *867* | *100,857* | *30,777* | *934* | *13* | *5,803* | *118* | *1,298* | *139* | *35,659* | *4,045* | *48,761* | *22,253* | *8,602* | *4,209* | | |
| | I.—GROWING OF SPECIAL PRODUCTS. | *203* | *19,645* | *15,795* | *235* | ... | *673* | *40* | *29* | ... | *619* | *363* | *16,278* | *12,717* | *1,811* | *2,675* | | |
| Tea plantations— | TOTAL ... | *17* | *2,716* | *1,536* | *31* | ... | *27* | ... | *2* | ... | *13* | ... | *2,433* | *1,357* | *210* | *179* | *Nature of power.* | *State of business.* |
| A ... ... | TOTAL ... ... ... | 1 | 100 | 130 | ... | ... | 4 | ... | ... | ... | ... | ... | 82 | 116 | 14 | 14 | Steam ... 1 | (4) 1. |
| | From 200 to 400 ... ... | 1 | 100 | 130 | ... | ... | 4 | ... | ... | ... | ... | ... | 82 | 116 | 14 | 14 | | |
| B ... ... ... | TOTAL ... ... ... | 16 | 2,616 | 1,406 | 31 | ... | 23 | ... | 2 | ... | 13 | ... | 2,351 | 1,241 | 196 | 165 | | (2) 1, (4) 2. |
| | From 20 to 50 ... ... | 3 | 43 | 41 | 3 | ... | 3 | ... | ... | ... | 1 | ... | 32 | 39 | 4 | 2 | | (4) 5. |
| | ,, 100 to 200 ... ... | 5 | 502 | 232 | 6 | ... | 12 | ... | ... | ... | 10 | ... | 426 | 206 | 48 | 26 | | (2) 1, (4) 1, (5) 1, (6) 1, (7) 1. |
| | ,, 200 to 400 ... ... | 5 | 940 | 666 | 12 | ... | 5 | ... | 2 | ... | 2 | ... | 866 | 614 | 53 | 52 | | (1) 1, (2) 1, (4) 1. |
| | 400 and over ... ... ... | 3 | 1,131 | 467 | 10 | ... | 3 | ... | ... | ... | ... | ... | 1,027 | 382 | 91 | 85 | | |
| Tea factory and plantations— | TOTAL ... | *12* | *2,103* | *1,151* | *21* | ... | *34* | ... | *16* | ... | *102* | *4* | *1,816* | *1,004* | *114* | *143* | | |
| A ... ... ... | TOTAL ... ... ... | 10 | 2,017 | 1,113 | 19 | ... | 34 | ... | 16 | ... | 96 | 4 | 1,741 | 967 | 111 | 142 | Steam ... 1 | (6) 1. |
| | From 50 to 100 ... ... | 1 | 28 | 29 | 1 | ... | ... | ... | 1 | ... | ... | ... | 26 | 22 | ... | 7 | Oil ... 1 | (2) 1. |
| | ,, 100 to 200 ... ... | 1 | 70 | 72 | 2 | ... | ... | ... | ... | ... | 4 | 1 | 58 | 63 | 6 | 8 | Water ... 2 | (2) 1, (4) 1. |
| | ,, 200 to 400 ... ... | 5 | 806 | 528 | 7 | ... | 9 | ... | 3 | ... | 27 | 3 | 710 | 460 | 50 | 65 | Water & oil 3 | (4) 1, (5) 1, (6) 1. |
| | 400 and over ... ... | 3 | 1,113 | 484 | 9 | ... | 25 | ... | 12 | ... | 65 | ... | 947 | 422 | 55 | 62 | Oil ... 3 | (4) 1, (6) 1, (7) 1. |
| B ... ... ... | TOTAL ... ... | 2 | 86 | 38 | 2 | ... | ... | ... | ... | ... | 6 | ... | 75 | 37 | 3 | 1 | | |
| | From 50 to 100 ... ... | 2 | 86 | 38 | 2 | ... | ... | ... | ... | ... | 6 | ... | 75 | 37 | 3 | 1 | | (1) 1, (2) 1 |
| Tea factories— | TOTAL ... | *11* | *491* | *220* | *8* | ... | *40* | *12* | *3* | ... | *88* | *24* | *265* | *144* | *87* | *40* | | |
| A ... ... ... | TOTAL ... ... ... | 10 | 468 | 208 | 8 | ... | 39 | 12 | 3 | ... | 66 | 12 | 265 | 144 | 87 | 40 | | |
| | From 20 to 50 ... ... | 4 | 116 | 37 | 4 | ... | 9 | ... | 2 | ... | 23 | 6 | 56 | 27 | 22 | 4 | Gas ... 1 | (2) 1. |
| | | | | | | | | | | | | | | | | | Steam ... 1 | (2) 1. |
| | | | | | | | | | | | | | | | | | Oil ... 1 | (6) 2. |
| | | | | | | | | | | | | | | | | | Oil and water 1 | |
| | ,, 50 to 100 ... ... | 4 | 183 | 72 | 3 | ... | 29 | 12 | 1 | ... | 35 | 6 | 86 | 38 | 29 | 16 | Gas ... 1 | (3) 1. |
| | | | | | | | | | | | | | | | | | Oil ... 1 | (4) 2. |
| | | | | | | | | | | | | | | | | | Water ... 1 | |
| | | | | | | | | | | | | | | | | | Water-wheel 1 | (6) 1. |
| | ,, 100 to 200 ... ... | 2 | 169 | 99 | 1 | ... | 1 | ... | ... | ... | 8 | ... | 123 | 79 | 36 | 20 | Oil ... 1 | (2) 1. |
| | | | | | | | | | | | | | | | | | Oil, water and electricity. 1 | (3) 1. |
| B ... ... ... | TOTAL ... ... ... | 1 | 23 | 12 | ... | ... | 1 | ... | ... | ... | 22 | 12 | ... | ... | ... | ... | | |
| | From 20 to 50 ... ... | 1 | 23 | 12 | ... | ... | 1 | ... | ... | ... | 22 | 12 | ... | ... | ... | ... | | (2) 1. |
| Cinchona and tea plantation— | TOTAL ... | *1* | *38* | *27* | ... | ... | *2* | ... | ... | ... | ... | ... | *20* | ... | *16* | *27* | | |
| B ... ... ... | TOTAL ... ... ... | 1 | 38 | 27 | ... | ... | 2 | ... | ... | ... | ... | ... | 20 | ... | 16 | 27 | | |
| | From 50 to 100 ... ... | 1 | 38 | 27 | ... | ... | 2 | ... | ... | ... | ... | ... | 20 | ... | 16 | 27 | | (Not stated 1). |

This content downloaded from
106.51.163.168 on Wed, 05 Jun 2024 15:15:17 +00:00
All use subject to https://about.jstor.org/terms

# TABLE XV-E.

## Statistics of industries. Part I.—Provincial Summary—*continued.*

| DESCRIPTION OF FACTORY, MINE, ETC. | CLASSIFICATION OF FACTORY, ETC., ACCORDING TO NUMBER OF PERSONS EMPLOYED (INCLUDING MANAGEMENT.) | NUMBER OF FACTORIES. | TOTAL NUMBER OF PERSONS EMPLOYED. | | CLASSIFICATION OF PERSONS EMPLOYED. | | | | | | | | | | Nature of power. | State of business. | REMARKS. |
|---|---|---|---|---|---|---|---|---|---|---|---|---|---|---|---|---|---|
| | | | | | DIRECTION, SUPERVISION AND CLERICAL WORK. | | | | SKILLED WORKMEN. | | | | UNSKILLED LABOURERS. | | | | |
| | | | | | Europeans and Anglo-Indians. | | Indians. | | Europeans and Anglo-Indians. | | Indians. | | Age 14 and over. | | Under 14. | | |
| | | | Males. | Females. | Males. | Females. | Males. | Females. | Males. | Females. | Males. | Females. | Males. | Females. | Males. | Females. | | |
| 1 | 2 | 3 | 4 | 5 | 6 | 7 | 8 | 9 | 10 | 11 | 12 | 13 | 14 | 15 | 16 | 17 | | |
| | I.—GROWING OF SPECIAL PRODUCTS—*cont.* | | | | | | | | | | | | | | | | | |
| Tea and rubber plantation— | TOTAL | 1 | 86 | 80 | 1 | | | | | | | | 85 | 55 | | 25 | | |
| B | TOTAL | 1 | 86 | 80 | 1 | | | | | | | | 85 | 55 | | 25 | | |
| | From 100 to 200 | 1 | 86 | 80 | 1 | | | | | | | | 85 | 55 | | 25 | | |
| Coffee plantations— | TOTAL | *104* | *7,744* | *5,598* | *79* | | *259* | *13* | *5* | | *166* | *78* | *6,356* | *4,523* | *879* | *984* | | (4) 1. |
| | TOTAL | 23 | 3,054 | 2,077 | 26 | | 101 | 12 | 3 | | 70 | | 2,559 | 1,613 | 295 | 452 | | |
| | From 20 to 50 | 3 | 62 | 57 | 4 | | 14 | 11 | | | | | 38 | 34 | 6 | 12 | Water 3 | (4) 1, (6) 2. |
| | „ 50 to 100 | 4 | 214 | 116 | 3 | | 8 | 1 | | | 1 | | 180 | 78 | 22 | 37 | Steam 1 | (3) 1. |
| | | | | | | | | | | | | | | | | | Oil 1 | (4) 1. |
| A | „ 100 to 200 | 8 | 740 | 456 | 4 | | 34 | | 1 | | 1 | | 645 | 408 | 55 | 48 | Water 2 | (5) 1, (6) 1. |
| | | | | | | | | | | | | | | | | | Oil 2 | (3) 1, (4) 1. |
| | „ 200 to 400 | 4 | 619 | 441 | 7 | | 34 | | | | 7 | | 498 | 359 | 73 | 82 | Water 6 | (4) 5, (6) 1. |
| | | | | | | | | | | | | | | | | | Oil 1 | (4) 1. |
| | 400 and over | 4 | 1,419 | 1,007 | 8 | | 11 | | 2 | | 61 | | 1,198 | 734 | 139 | 273 | Water 3 | (4) 2, (6) 1. |
| | | | | | | | | | | | | | | | | | Oil 2 | (2) 2. |
| | TOTAL | 81 | 4,690 | 3,521 | 53 | | 158 | | 2 | | 96 | 78 | 3,797 | 2,910 | 584 | 532 | Water 2 | (4) 2. |
| | From 20 to 50 | 25 | 444 | 422 | 10 | | 14 | | | | 16 | 9 | 335 | 343 | 69 | 70 | | (2) 3, (3) 3, (4) 6, (5) 1, (6) 7, (7) 3 (not stated) 2. |
| | „ 50 to 100 | 31 | 1,150 | 1,134 | 21 | | 38 | | 1 | | 58 | 52 | 862 | 910 | 171 | 171 | | (1) 1, (2) 6, (3) 2, (4) 10, (5) 3, (6) 6, (7) 2 (not stated) 1. |
| B | „ 100 to 200 | 20 | 1,662 | 1,248 | 12 | | 34 | | 2 | | 17 | 17 | 1,412 | 1,008 | 185 | 163 | | (1) 1, (2) 1, (3) 2, (4) 12, (5) 2, (6) 1 (not stated) 1. |
| | „ 200 to 400 | 4 | 685 | 460 | 8 | | 4 | | | | 2 | | 590 | 403 | 81 | 57 | | (2) 1, (4) 3. |
| | 400 and over | 1 | 749 | 257 | 2 | | 68 | | | | 3 | | 598 | 186 | 78 | 71 | | (7) 1. |
| Tea and coffee plantations | TOTAL | *3* | *254* | *141* | *4* | | *17* | | | | *1* | | *204* | *123* | *28* | *18* | | |
| B | TOTAL | 3 | 254 | 141 | 4 | | 17 | | | | 1 | | 204 | 123 | 28 | 18 | | |
| | From 50 to 100 | 2 | 113 | 51 | 2 | | 11 | | | | 1 | | 88 | 51 | 11 | | | (4) 1, (2) 1 |
| | „ 200 to 400 | 1 | 141 | 90 | 2 | | 6 | | | | | | 116 | 72 | 17 | 18 | | (4) 1. |
| Tea, coffee and pepper plantations— | TOTAL | *3* | *921* | *362* | *15* | | *43* | | *1* | | *1* | | *839* | *316* | *22* | *46* | | |
| A | TOTAL | 2 | 668 | 262 | 11 | | 30 | | 1 | | 1 | | 605 | 233 | 20 | 29 | Oil 1 | (4) 1. |
| | From 200 to 400 | 1 | 225 | 42 | 3 | | 3 | | | | | | 219 | 42 | | | Gas 1 | (7) 1. |
| | 400 and over | 1 | 443 | 220 | 8 | | 27 | | 1 | | 1 | | 386 | 191 | 20 | 29 | | |
| B | TOTAL | 1 | 253 | 100 | 4 | | 13 | | | | | | 234 | 83 | 2 | 17 | | |
| | From 200 to 400 | 1 | 253 | 100 | | | 18 | | | | | | 234 | 83 | 2 | 17 | | (7) 1. |



This content downloaded from 106.51.163.168 on Wed, 05 Jun 2024 15:15:17 +00:00
All use subject to https://about.jstor.org/terms

# TABLE XV-E.

## Statistics of industries. Part I.—Provincial Summary—*continued.*

| DESCRIPTION OF FACTORY, MINE, ETC. | CLASSIFICATION OF FACTORY, ETC., ACCORDING TO NUMBER OF PERSONS EMPLOYED (INCLUDING MANAGEMENT) | NUMBER OF FACTORIES. | TOTAL NUMBER OF PERSONS EMPLOYED. | | CLASSIFICATION OF PERSONS EMPLOYED. | | | | | | | | | | REMARKS. | |
|---|---|---|---|---|---|---|---|---|---|---|---|---|---|---|---|---|
| | | | | | DIRECTION, SUPERVISION AND CLERICAL WORK. | | | | SKILLED WORKMEN. | | | | UNSKILLED LABOURERS. | | | |
| | | | | | Europeans and Anglo-Indians. | | Indians. | | Europeans and Anglo-Indians. | | Indians. | | Age 14 and over. | | Under 14. | |
| | | | Males. | Females. | Males. | Females. | Males. | Females. | Males. | Females. | Males. | Females. | Males. | Females. | Males. | Females. | *Nature of power.* | *State of business.* |
| 1 | 2 | 3 | 4 | 5 | 6 | 7 | 8 | 9 | 10 | 11 | 12 | 13 | 14 | 15 | 16 | 17 | 18 | |
| **I.—GROWING OF SPECIAL PRODUCTS—*cont.*** | | | | | | | | | | | | | | | | | | |
| Coffee works— | TOTAL | *1* | *60* | *391* | *1* | ... | *1* | ... | ... | ... | *9* | *1* | *45* | *352* | *4* | *38* | Steam ... 1 | (6) 1. |
| A ... ... | TOTAL ... ... ... ... | 1 | 60 | 391 | 1 | ... | 1 | ... | ... | ... | 9 | 1 | 45 | 352 | 4 | 38 | | |
| | 400 and over ... ... | 1 | 60 | 391 | 1 | ... | 1 | ... | ... | ... | 9 | 1 | 45 | 352 | 4 | 38 | | |
| Coffee curing works— | TOTAL ... | *9* | *846* | *3,414* | *16* | ... | *83* | *5* | ... | ... | *48* | *8* | *648* | *2,746* | *51* | *655* | | |
| | TOTAL ... ... ... ... | 9 | 846 | 3,414 | 16 | ... | 83 | 5 | ... | ... | 48 | 8 | 648 | 2,746 | 51 | 655 | Steam ... 1 | (4) 1. |
| | From 100 to 200 ... ... | 1 | 34 | 161 | 1 | ... | ... | ... | ... | ... | 3 | ... | 24 | 161 | 6 | ... | ,, ... 1 | (4) 1. |
| A ... ... | ,, 200 to 400 ... ... | 1 | 24 | 211 | 1 | ... | 2 | ... | ... | ... | 6 | ... | 15 | 156 | ... | 55 | | (2) 1. |
| | 400 and over ... ... ... | 7 | 788 | 3,042 | 14 | ... | 81 | 5 | ... | ... | 39 | 8 | 609 | 2,429 | 45 | 600 | Steam ... 6 | (4) 2. (5) 1. (6) 2. |
| | | | | | | | | | | | | | | | | | Steam and oil 1 | (6) 1. |
| Coffee curing and manure works— | TOTAL ... | *2* | *139* | *447* | *2* | ... | *16* | *6* | *1* | ... | *9* | ... | *76* | *285* | *35* | *156* | | |
| A ... ... | TOTAL ... ... ... ... | 2 | 139 | 447 | 2 | ... | 16 | 6 | 1 | ... | 9 | ... | 76 | 285 | 35 | 156 | Steam ... 1 | (6) 1. |
| | From 200 to 400 ... ... | 2 | 139 | 447 | 2 | ... | 16 | 6 | 1 | ... | 9 | ... | 76 | 285 | 35 | 156 | Steam and oil 1 | (7) 1. |
| Coffee pulper houses— | TOTAL ... | *3* | *107* | *76* | *1* | ... | *5* | ... | ... | ... | *2* | ... | *74* | *45* | *25* | *31* | | |
| | TOTAL ... ... ... ... | 3 | 107 | 76 | 1 | ... | 5 | ... | ... | ... | 2 | ... | 74 | 45 | 25 | 31 | | (3) 1, (6) 1. |
| B ... ... | From 20 to 50 ... ... | 2 | 49 | 36 | ... | ... | 3 | ... | ... | ... | 2 | ... | 34 | 30 | 10 | 6 | | (3) 1. |
| | ,, 50 to 100 ... ... | 1 | 58 | 40 | 1 | ... | 2 | ... | ... | ... | ... | ... | 40 | 15 | 15 | 25 | | |
| Coffee garbling— | TOTAL ... | *5* | *123* | *925* | *3* | ... | *26* | *3* | ... | ... | *17* | *50* | *72* | *718* | *5* | *154* | | |
| | TOTAL ... ... ... ... | 5 | 123 | 925 | 3 | ... | 26 | 3 | ... | ... | 17 | 50 | 72 | 718 | 5 | 154 | | (6) 2. |
| B ... ... | From 50 to 100 ... ... | 2 | 38 | 117 | 2 | ... | 15 | 3 | ... | ... | 17 | 50 | 4 | 48 | ... | 16 | | (6) 1. |
| | ,, 100 to 200 ... ... | 1 | 30 | 143 | 1 | ... | 5 | ... | ... | ... | ... | ... | 24 | 95 | ... | 48 | | (7) 1. |
| | ,, 200 to 400 ... ... | 1 | 44 | 265 | ... | ... | 4 | ... | ... | ... | ... | ... | 35 | 250 | 5 | 15 | | (5) 1. |
| | 400 and over ... ... | 1 | 11 | 400 | ... | ... | 2 | ... | ... | ... | ... | ... | 9 | 325 | ... | 75 | | |
| Coffee roasting, grinding, etc.— | TOTAL ... | *1* | *40* | *1* | *1* | ... | *8* | ... | ... | ... | *14* | ... | *8* | *1* | *9* | ... | | |
| A ... ... | TOTAL ... ... ... ... | 1 | 40 | 1 | 1 | ... | 8 | ... | ... | ... | 14 | ... | 8 | 1 | 9 | ... | Oil ... 1 | (2) 1. |
| | From 20 to 50 ... ... | 1 | 40 | 1 | 1 | ... | 8 | ... | ... | ... | 14 | ... | 8 | 1 | 9 | ... | | |
| Cinchona plantations— | TOTAL ... | *3* | *270* | *113* | *3* | ... | *5* | ... | ... | ... | *11* | ... | *222* | *108* | *29* | *5* | | |
| B ... ... | TOTAL ... ... ... ... | 3 | 270 | 113 | 3 | ... | 5 | ... | ... | ... | 11 | ... | 222 | 108 | 29 | 5 | | |
| | From 50 to 100 ... ... | 1 | 59 | 39 | 1 | ... | 2 | ... | ... | ... | ... | ... | 53 | 39 | 3 | ... | (Not stated) 1 | |
| | ,, 100 to 200 ... ... | 2 | 211 | 74 | 2 | ... | 3 | ... | ... | ... | 11 | ... | 169 | 69 | 26 | 5 | Do. ... 1 | (7) 1. |



This content downloaded from 106.51.163.168 on Wed, 05 Jun 2024 15:15:17 +00:00
All use subject to https://about.jstor.org/terms

# TABLE XV-E.

## Statistics of industries. Part I.—Provincial Summary—*continued.*

| DESCRIPTION OF FACTORY, MINE, ETC. | CLASSIFICATION OF FACTORY, ETC., ACCORDING TO NUMBER OF PERSONS EMPLOYED (INCLUDING MANAGEMENT). | NUMBER OF FACTORIES. | TOTAL NUMBER OF PERSONS EMPLOYED. | | CLASSIFICATION OF PERSONS EMPLOYED. | | | | | | | | | | | | REMARKS. | |
|---|---|---|---|---|---|---|---|---|---|---|---|---|---|---|---|---|---|---|
| | | | | | DIRECTION, SUPERVISION, AND CLERICAL WORK. | | | | SKILLED WORKMEN. | | | | UNSKILLED LABOURERS. | | | | | |
| | | | | | Europeans and Anglo-Indians. | | Indians. | | Europeans and Anglo-Indians. | | Indians. | | Age 14 and over. | | Under 14. | | | |
| | | | Males. | Females. | Males. | Females. | Males. | Females. | Males. | Females. | Males. | Females. | Males. | Females. | Males. | Females. | | |
| 1 | | 3 | 4 | | 5 | 6 | 7 | 8 | 9 | 10 | 11 | 12 | 13 | 14 | 15 | 16 | 17 | 18 |
| | I.—GROWING OF SPECIAL PRODUCTS—*concld.* | | | | | | | | | | | | | | | | *Nature of power.* | *State of business.* |
| Rubber plantations— | | | | | | | | | | | | | | | | | | |
| | TOTAL | *15* | *2,368* | *656* | *21* | ... | *26* | ... | ... | ... | *100* | *77* | *2,030* | *496* | *191* | *83* | | |
| | TOTAL | 15 | 2,368 | 656 | 21 | ... | 26 | ... | ... | ... | 100 | 77 | 2,030 | 496 | 191 | 83 | | |
| B | From 20 to 50 | 3 | 58 | 35 | 4 | ... | 2 | ... | ... | ... | 3 | .. | 42 | 34 | 7 | 1 | | |
| | „ 50 to 100 | 1 | 74 | | 2 | ... | 2 | ... | ... | ... | 9 | .. | 59 | | 2 | | | (4) 1, (7) 2. |
| | „ 100 to 200 | 4 | 362 | 175 | 7 | ... | 10 | ... | ... | ... | | .. | 293 | 152 | 52 | 23 | | (2) 1. |
| | „ 200 to 400 | 6 | 1,351 | 384 | 9 | ... | 11 | ... | ... | ... | 88 | 77 | 1,136 | 260 | 110 | 47 | | (2) 2, (not stated) 2. |
| | „ 400 and over | 1 | 523 | 62 | 2 | ... | 1 | ... | ... | ... | | .. | 500 | 50 | 20 | 12 | | (7) 1, (3) 1, (4) 2, (trade began) 1, (young estate) 1, (No trade) 1. |
| Cardamom curing house— | | | | | | | | | | | | | | | | | | |
| | TOTAL | *1* | *123* | *123* | *1* | ... | ... | ... | ... | ... | ... | ... | *105* | *101* | *17* | *22* | | |
| B | TOTAL | 1 | 123 | 123 | 1 | ... | ... | ... | ... | ... | ... | ... | 105 | 101 | 17 | 22 | | |
| | From 200 to 400 | 1 | 123 | 123 | 1 | ... | ... | ... | ... | ... | ... | ... | 105 | 101 | 17 | 22 | | (4) 1. |
| General produce works— | | | | | | | | | | | | | | | | | | |
| | TOTAL | *1* | *421* | *161* | *24* | ... | *62* | *1* | ... | ... | ... | ... | *292* | *134* | *43* | *26* | | |
| B | TOTAL | 1 | 421 | 161 | 24 | ... | 62 | 1 | ... | ... | ... | ... | 292 | 134 | 43 | 26 | | |
| | From 400 and over | 1 | 421 | 161 | 24 | ... | 62 | 1 | ... | ... | ... | ... | 292 | 134 | 43 | 26 | | (4) 1. |
| General produce curing yard— | | | | | | | | | | | | | | | | | | |
| | TOTAL | *1* | *292* | *86* | ... | ... | *6* | ... | ... | ... | *61* | ... | *265* | *20* | *21* | *5* | | |
| B | TOTAL | 1 | 292 | 86 | ... | ... | 6 | ... | ... | ... | 61 | ... | 265 | 20 | 21 | 5 | | |
| | From 200 to 400 | 1 | 292 | 86 | ... | ... | 6 | ... | ... | ... | 61 | ... | 265 | 20 | 21 | 5 | | (4) 1. |
| Casuarina plantations— | | | | | | | | | | | | | | | | | | |
| | TOTAL | *5* | *113* | *135* | ... | ... | *8* | ... | ... | ... | *6* | ... | *81* | *106* | *18* | *29* | | |
| B | TOTAL | 5 | 113 | 135 | ... | ... | 8 | ... | ... | ... | 6 | ... | 81 | 106 | 18 | 29 | | |
| | From 20 to 50 | 3 | 29 | 42 | ... | ... | 3 | ... | ... | ... | 6 | ... | 20 | 42 | | | | (4) 3. |
| | „ 50 to 100 | 1 | 26 | 26 | ... | ... | ... | ... | ... | ... | ... | ... | 26 | 26 | | | | (4) 1. |
| | „ 100 to 200 | 1 | 58 | 67 | ... | ... | 5 | ... | ... | ... | ... | ... | 35 | 38 | 18 | 29 | | (4) 1. |
| Cinnamon plantations— | | | | | | | | | | | | | | | | | | |
| | TOTAL | *1* | *88* | *70* | *1* | ... | *4* | ... | ... | ... | *32* | *60* | *51* | *10* | ... | ... | | |
| B | TOTAL | 1 | 88 | 70 | 1 | ... | 4 | ... | ... | ... | 32 | 60 | 51 | 10 | ... | ... | | |
| | From 100 to 200 | 1 | 88 | 70 | 1 | ... | 4 | ... | ... | ... | 32 | 60 | 51 | 10 | ... | ... | | (6) 1. |
| Pepper estates— | | | | | | | | | | | | | | | | | | |
| | TOTAL | *3* | *302* | *82* | *2* | ... | *1* | ... | *1* | ... | ... | ... | *291* | *73* | *7* | *9* | | |
| B | TOTAL | 3 | 302 | 82 | 2 | ... | 1 | ... | 1 | ... | ... | ... | 291 | 73 | 7 | 9 | | |
| | From 50 to 100 | 1 | 79 | 13 | ... | ... | ... | ... | 1 | ... | ... | ... | 79 | 13 | ... | ... | | (4) 1. |
| | „ 100 to 200 | 2 | 223 | 69 | 2 | ... | 1 | ... | ... | ... | ... | ... | 212 | 60 | 7 | 9 | | (4) 2. |



This content downloaded from 106.51.163.168 on Wed, 05 Jun 2024 15:15:17 +00:00
All use subject to https://about.jstor.org/terms

# TABLE XV-E.

## Statistics of industries. Part I.—Provincial Summary—*continued.*

| DESCRIPTION OF FACTORY, MINE, ETC. | CLASSIFICATION OF FACTORY, ETC., ACCORDING TO NUMBER OF PERSONS EMPLOYED (INCLUDING MANAGEMENT). | NUMBER OF FACTORIES. | TOTAL NUMBER OF PERSONS EMPLOYED. | CLASSIFICATION OF PERSONS EMPLOYED. | | | | | | | | | | | | REMARKS. | |
|---|---|---|---|---|---|---|---|---|---|---|---|---|---|---|---|---|---|
| | | | | Direction, supervision and clerical work. | | | | Skilled workmen. | | | | Unskilled labourers. | | | | | |
| | | | | Europeans and Anglo-Indians. | | Indians. | | Europeans and Anglo-Indians. | | Indians. | | Age 14 and over. | | Under 14. | | | |
| | | | | Males. | Females. | Males. | Females. | Males. | Females. | Males. | Females. | Males. | Females. | Males. | Females. | Nature of power. | State of business. |
| | | 1 | 2 | 3 | 4 | 5 | 6 | 7 | 8 | 9 | 10 | 11 | 12 | 13 | 14 | 15 | 16 | 17 | 18 |
| | II.—MINES | *48* | *4,886* | *3,446* | *32* | *138* | *3* | *18* | ... | *1,170* | *1,115* | *3,201* | *2,010* | *327* | *318* | | |
| Mica mines— | TOTAL | *30* | *1,500* | *1,321* | *3* | *78* | *3* | *1* | ... | *727* | *401* | *579* | *783* | *112* | *134* | | |
| A | TOTAL | 13 | 1,013 | 916 | 3 | 47 | ... | 1 | ... | 505 | 318 | 361 | 523 | 68 | 76 | | |
| | From 20 to 50 | 3 | 60 | 30 | 1 | 6 | ... | ... | ... | 6 | 3 | 36 | 21 | 12 | 6 | Steam ... 1<br>Oil ... 1<br>Water ... 1 | (4) 1, (3) 1, 3.<br>(7) 1. |
| | „ 50 to 100 | 3 | 127 | 79 | | 8 | ... | 1 | ... | 76 | 19 | 35 | 56 | 7 | 4 | Steam ... 1<br>Water ... 2 | (2) 1<br>(4) 1, (5) 1, 3. |
| | „ 100 to 200 | 5 | 346 | 318 | | 19 | ... | ... | ... | 192 | 152 | 124 | 148 | 11 | 18 | Steam ... 1<br>Oil ... 1<br>Water ... | (2) 4<br>(4) 1, 5. |
| | „ 200 to 400 | 1 | 155 | 129 | | 5 | ... | ... | ... | 60 | 90 | 81 | 37 | 9 | 2 | Steam ... 1 | (1) 1. |
| | 400 and over | 1 | 327 | 360 | 2 | 9 | ... | ... | ... | 171 | 54 | 115 | 260 | 30 | 16 | Oil ... 1 | (4) 1. |
| B | TOTAL | 17 | 485 | 405 | | 31 | 3 | | | 222 | 83 | 188 | 261 | 44 | 58 | | |
| | From 20 to 50 | 9 | 146 | 133 | | 15 | 3 | | | 84 | 39 | 29 | 60 | 18 | 31 | | (2) 1, (3) 1, (4) 4, (5) 1, (6) 2, |
| | „ 50 to 100 | 6 | 238 | 158 | | 13 | ... | | | 99 | 24 | 106 | 113 | 20 | 21 | | (2) 1, (3) 1, (4) 2, (5) 2. |
| | „ 100 to 200 | 2 | 101 | 114 | | 3 | ... | | | 39 | 20 | 53 | 88 | 6 | 6 | | (2) 1, (6) 1. |
| Manganese mines— | TOTAL | *5* | *1,993* | *1,106* | *15* | *23* | ... | *1* | ... | *58* | *1* | *1,747* | *941* | *149* | *164* | | |
| A | TOTAL | 3 | 1,618 | 890 | 11 | 21 | ... | 1 | ... | 53 | 1 | 1,399 | 741 | 133 | 148 | | |
| | 400 and over | 3 | 1,618 | 890 | 11 | 21 | ... | 1 | ... | 53 | 1 | 1,399 | 741 | 133 | 148 | Steam ... 1<br>Oil ... 1<br>Steam and oil ... 1 | (4) 1.<br>(6) 1.<br>(6) 1. |
| B | TOTAL | 2 | 375 | 216 | 4 | 2 | ... | ... | ... | 5 | ... | 348 | 200 | 16 | 16 | | |
| | From 100 to 200 | 1 | 61 | 59 | 1 | 1 | ... | ... | ... | ... | ... | 59 | 59 | ... | ... | | (3) 1. |
| | 400 and over | 1 | 314 | 157 | 3 | 1 | ... | ... | ... | 5 | ... | 289 | 141 | 16 | 16 | | (5) 1. |
| Gold mines— | TOTAL | *3* | *955* | *78* | *10* | *5* | ... | *11* | ... | *237* | ... | *634* | *76* | *58* | *2* | | |
| A | TOTAL | 2 | 894 | 72 | 8 | 2 | ... | 11 | ... | 218 | ... | 604 | 71 | 51 | 1 | | |
| | 400 and over | 2 | 894 | 72 | 8 | 2 | ... | 11 | ... | 218 | ... | 604 | 71 | 51 | 1 | Steam ... 2 | (4) 2. |
| B | TOTAL | 1 | 61 | 6 | 2 | 3 | ... | ... | ... | 19 | ... | 30 | 5 | 7 | 1 | | |
| | From 20 to 50 | | | | | | | | | | | | | | | | |
| | „ 50 to 100 | 1 | 61 | 6 | 2 | 3 | ... | ... | ... | 19 | ... | 30 | 5 | 7 | 1 | | (3) 1. |
| Graphite mines— | TOTAL | *1* | *13* | *12* | | | ... | | ... | *2* | | *10* | *10* | *1* | *2* | | |
| B | TOTAL | 1 | 13 | 12 | ... | ... | ... | ... | ... | 2 | ... | 10 | 10 | 1 | 2 | | |
| | From 20 to 50 | 1 | 13 | 12 | ... | ... | ... | ... | ... | 2 | ... | 10 | 10 | 1 | 2 | | (4) 1. |



This content downloaded from 106.51.163.168 on Wed, 05 Jun 2024 15:15:17 +00:00
All use subject to https://about.jstor.org/terms

# TABLE XV-E.

## Statistics of industries. Part I.—Provincial Summary—*continued.*

| DESCRIPTION OF FACTORY, MINE, ETC. | CLASSIFICATION OF FACTORY, ETC. ACCORDING TO NUMBER OF PERSONS EMPLOYED (INCLUDING MANAGEMENT.) | NUMBER OF FACTORIES. | TOTAL NUMBER OF PERSONS EMPLOYED. | | CLASSIFICATION OF PERSONS EMPLOYED. | | | | | | | | | | REMARKS. | |
|---|---|---|---|---|---|---|---|---|---|---|---|---|---|---|---|---|
| | | | | | DIRECTION, SUPERVISION AND CLERICAL WORK. | | | | SKILLED WORKMEN. | | | | UNSKILLED LABOURERS. | | | |
| | | | | | Europeans and Anglo-Indians. | | Indians. | | Europeans and Anglo-Indians. | | Indians. | | Age 14 and over. | | Under 14. | | | |
| | | | Males. | Females. | Males. | Females. | Males. | Females. | Males. | Females. | Males. | Females. | Males. | Females. | Males. | Females. | *Nature of power.* | *State of business.* |
| 1 | 2 | 3 | 4 | 5 | 6 | 7 | 8 | 9 | 10 | 11 | 12 | 13 | 14 | 15 | 16 | 17 | 18 | |
| | II.—MINES—*concld.* | | | | | | | | | | | | | | | | | |
| Magnesite mines and works— | TOTAL | *1* | *267* | *216* | *4* | ... | *20* | ... | *5* | ... | *7* | ... | *224* | *200* | *7* | *16* | | |
| B | TOTAL | 1 | 267 | 216 | 4 | ... | 20 | ... | 5 | ... | 7 | ... | 224 | 200 | 7 | 16 | | |
| | 400 and over | 1 | 267 | 216 | 4 | ... | 20 | ... | 5 | ... | 7 | ... | 224 | 200 | 7 | 16 | | (4) 1. |
| Mica splitting factories— | TOTAL | *8* | *158* | *713* | ... | ... | *12* | ... | ... | ... | *139* | *713* | *7* | ... | ... | ... | | |
| | TOTAL | 8 | 158 | 713 | ... | ... | 12 | ... | ... | ... | 139 | 713 | 7 | ... | ... | ... | | |
| B | From 20 to 50 | ... | ... | ... | ... | ... | ... | ... | ... | ... | ... | ... | ... | ... | ... | ... | | |
| | ,, 50 to 100 | 4 | 45 | 208 | ... | ... | 4 | ... | ... | ... | 36 | 209 | 5 | ... | ... | ... | | (4) 3. |
| | ,, 100 to 200 | 4 | 113 | 504 | ... | ... | 8 | ... | ... | ... | 103 | 504 | 2 | ... | ... | ... | | (2) 1. (4) 4. |
| | III.—QUARRIES OF HARD ROCKS. *Nil.* | | | | | | | | | | | | | | | | | |
| | IV.—TEXTILE INDUSTRIES (a) *Cotton.* | *78* | *19,363* | *4,557* | *93* | *1* | *873* | *9* | *19* | ... | *9,608* | *1,818* | *5,982* | *2,267* | *2,788* | *462* | | |
| Cotton, ginning mills— | TOTAL | *20* | *928* | *542* | *2* | ... | *127* | *1* | ... | ... | *254* | *35* | *508* | *483* | *37* | *23* | | |
| | TOTAL | 20 | 928 | 542 | 2 | ... | 127 | 1 | ... | ... | 254 | 35 | 508 | 483 | 37 | 23 | | |
| A | From 20 to 50 | 7 | 156 | 82 | ... | ... | 39 | ... | ... | ... | 52 | ... | 48 | 65 | 17 | 17 | Steam 6 | (4) 3. (5) 2. (7) 1. |
| | | | | | | | | | | | | | | | | | Gas 1 | (7) 1. |
| | ,, 50 to 100 | 8 | 281 | 223 | ... | ... | 54 | 1 | ... | ... | 74 | 35 | 149 | 184 | 4 | 6 | Steam 8 | not stated 1. (2) 1. (3) 1. (4) 3. (6) 2. |
| | ,, 100 to 200 | 5 | 491 | 234 | 2 | ... | 34 | ... | ... | ... | 128 | ... | 311 | 234 | 10 | ... | Steam 5 | (4) 3. (5) 1. (6) 1. |
| Cotton pressing mills— | TOTAL | *11* | *515* | *374* | *9* | ... | *69* | ... | *2* | ... | *91* | *1* | *336* | *370* | *8* | *3* | | |
| | TOTAL | 11 | 515 | 374 | 9 | ... | 69 | ... | 2 | ... | 91 | 1 | 336 | 370 | 8 | 3 | | |
| A | From 20 to 50 | 2 | 54 | 27 | 1 | ... | 7 | ... | ... | ... | 18 | 1 | 27 | 26 | 1 | ... | Steam and oil 1 | (7) 1. |
| | | | | | | | | | | | | | | | | | Steam ... 1 | (5) 1. |
| | ,, 50 to 100 | 7 | 343 | 171 | 5 | ... | 45 | ... | 2 | ... | 43 | ... | 240 | 171 | 3 | ... | Steam 7 | (7) 1. (6) 2. (4) 4. |
| | ,, 100 to 200 | 2 | 118 | 176 | 3 | ... | 17 | ... | ... | ... | 25 | ... | 69 | 173 | 4 | 3 | Steam 2 | (6) 2. |



This content downloaded from 106.51.163.168 on Wed, 05 Jun 2024 15:15:17 +00:00
All use subject to https://about.jstor.org/terms

# TABLE XV-E

## Statistics of industries. Part I.—Provincial Summary—*continued*.

| DESCRIPTION OF FACTORY, MINE, ETC. | CLASSIFICATION OF FACTORY, ETC., ACCORDING TO NUMBER OF PERSONS EMPLOYED (INCLUDNG MANAGEMENT) | NUMBER OF FACTORIES. | TOTAL NUMBER OF PERSONS EMPLOYED. | CLASSIFICATION OF PERSONS EMPLOYED. | | | | | | | | | | | | REMARKS |
|---|---|---|---|---|---|---|---|---|---|---|---|---|---|---|---|---|
| | | | | DIRECTION, SUPERVISION AND CLERICAL WORK. | | | | SKILLED WORKMEN. | | | | UNSKILLED LABOURERS. | | | | |
| | | | | Europeans and Anglo-Indians. | | Indians. | | Europeans and Anglo-Indians. | | Indians. | | Age 14 and over. | | Under 14. | | |
| | | | Males. | Females. | Males. | Females. | Males. | Females. | Males. | Females. | Males. | Females. | Males. | Females. | Males. | Females. | |
| 1 | 2 | 3 | 4 | 5 | 6 | 7 | 8 | 9 | 10 | 11 | 12 | 13 | 14 | 15 | 16 | 17 | 18 |
| IV.—TEXTILE INDUSTRIES —*cont.* | | | | | | | | | | | | | | | | | |
| (a) *Cotton*—cont. | | | | | | | | | | | | | | | | | *Nature of powers.* — *State of business.* |
| Cotton ginning and pressing mills— | TOTAL ... | *10* | *381* | *174* | *5* | | *68* | | *2* | | *113* | | *192* | *174* | *1* | | |
| | TOTAL ... ... | 10 | 381 | 174 | 5 | | 68 | | 2 | | 113 | | 192 | 174 | 1 | | |
| A ... ... | From 20 to 50 ... ... | 6 | 178 | 46 | 5 | | 39 | | 2 | | 86 | ... | 65 | 46 | 1 | ... | Steam ... 4 — (6) 1. (4) 2. (7) 1. |
| | „ 50 to 100 ... ... | 3 | 131 | 94 | | | 15 | | | | 35 | | 81 | 94 | ... | ... | Steam & oil 2 (4) 2. |
| | „ 100 to 200 ... ... | 1 | 72 | 34 | | | 14 | ... | | | 12 | | 46 | 34 | ... | ... | Steam ... 3 (4) 1, (7) 2. |
| | | | | | | | | | | | | | | | | | Oil ... 1 (4) 1. |
| Cotton spinning mills— | TOTAL ... | *6* | *3,982* | *1,758* | *17* | ... | *199* | | *2* | | *2,578* | *1,203* | *933* | *359* | *253* | *196* | |
| | TOTAL ... ... | 6 | 3,982 | 1,758 | 17 | .. | 199 | ... | 2 | ... | 2,578 | 1,203 | 933 | 359 | 253 | 196 | |
| A ... ... | From 50 to 100 ... | 1 | 60 | .. | 1 | .. | 10 | ... | ... | ... | 6 | ... | 37 | ... | 3 | ... | Steam ... 1 (7) 1. |
| | 400 and over ... | 5 | 3,922 | 1,758 | 16 | .. | 189 | ... | 2 | ... | 2,569 | 1,203 | 896 | 359 | 250 | 196 | Steam ... 3 — (4) 1. (6) 1. (7) 1. |
| | | | | | | | | | | | | | | | | | Water ... 1 (4) 1. |
| | | | | | | | | | | | | | | | | | Oil ... 1 (7) 1. |
| Cotton weaving mills— | TOTAL ... | *5* | *933* | *491* | *6* | *1* | *76* | *3* | ... | ... | *659* | *435* | *190* | *52* | *2* | ... | |
| | TOTAL ... ... | 5 | 933 | 491 | 6 | 1 | 76 | 3 | ... | ... | 659 | 435 | 190 | 52 | 2 | | |
| A ... ... | From 20 to 50 ... ... | 1 | 22 | 6 | ... | ... | 1 | ... | ... | ... | 14 | ... | 5 | 6 | 2 | ... | Steam ... 1 (5) 1. |
| | „ 50 to 100 ... ... | 1 | 73 | 13 | ... | ... | 29 | ... | ... | ... | 14 | 2 | 30 | 11 | ... | ... | „ ... 1 newly opened. |
| | „ 100 to 200 ... ... | 1 | 104 | 50 | ... | ... | 7 | ... | ... | ... | 89 | 50 | 8 | ... | ... | ... | „ ... 1 (6) 1. |
| | 400 and over ... ... | 2 | 734 | 422 | 6 | 1 | 39 | 3 | ... | ... | 542 | 383 | 147 | 35 | ... | ... | „ ... 2 — (4) 1. (5) 1. |
| Cotton spinning and weaving mills— | TOTAL ... | *5* | *11,658* | *966* | *48* | | *289* | *5* | *1* | | *5,203* | | *3,682* | *739* | *2,435* | *222* | |
| A ... | TOTAL ... ... | 5 | 11,658 | 966 | 48 | ... | 289 | 5 | 1 | ... | 5,203 | ... | 3,682 | 739 | 2,435 | 222 | Steam ... 4 — (4) 1. (6) 2. (not stated) 1. |
| | 400 and over ... | 5 | 11,658 | 966 | 48 | ... | 289 | 5 | 1 | ... | 5,203 | ... | 3,682 | 739 | 2,435 | 222 | Steam & oil 1 (6) 1. |



This content downloaded from 106.51.163.168 on Wed, 05 Jun 2024 15:15:17 +00:00
All use subject to https://about.jstor.org/terms

# TABLE XV-E.

## Statistics of Industries. Part I.—Provincial Summary—*continued.*

| DESCRIPTION OF FACTORY, MINE, ETC. | CLASSIFICATION OF FACTORY, ETC., ACCORDING TO NUMBER OF PERSONS EMPLOYED (INCLUDING MANAGEMENT). | NUMBER OF FACTORIES | CLASSIFICATION OF PERSONS EMPLOYED. | | | | | | | | | | | | | | Nature of power. | State of business. |
|---|---|---|---|---|---|---|---|---|---|---|---|---|---|---|---|---|---|---|
| | | | Total number of persons employed. | | Direction, supervision and clerical work. | | | | Skilled workmen. | | | | Unskilled labourers. | | | | | |
| | | | | | Europeans and Anglo-Indians. | | Indians. | | Europeans and Anglo-Indians. | | Indians. | | Age 14 and over. | | Under 14. | | Remarks. | |
| | | | Males. | Females. | Males. | Females. | Males. | Females. | Males. | Females. | Males. | Females. | Males. | Females. | Males. | Females. | | |
| 1 | 2 | 3 | 4 | 5 | 6 | 7 | 9 | 10 | 11 | 12 | 13 | 14 | 15 | 16 | 17 | 18 | | |
| | IV.—TEXTILE INDUSTRIES—*cont.* | | | | | | | | | | | | | | | | | |
| | (a) *Cotton*—concld. | | | | | | | | | | | | | | | | | |
| Cotton handloom factories— | Total | *21* | *966* | *252* | *6* | ... | *45* | ... | *12* | ... | *710* | *144* | *141* | *90* | *52* | *18* | | |
| | Total | 21 | 966 | 252 | 6 | ... | 45 | ... | 12 | ... | 710 | 144 | 141 | 90 | 52 | 18 | | |
| B | From 20 to 50 | 8 | 254 | 36 | 3 | ... | 16 | ... | 12 | ... | 125 | 18 | 91 | 18 | 7 | ... | | (Not stated) 1, (6) 1.<br>(3) 1.<br>(4) 4, (7) 1. |
| | ,, 50 to 100 | 11 | 530 | 165 | 3 | ... | 24 | ... | | | 424 | 96 | 50 | 58 | 29 | 11 | | (3) 1, (6) 1.<br>(4) 5, (7) 2.<br>(5) 2, |
| | ,, 100 to 200 | 2 | 182 | 51 | | ... | 5 | ... | | | 161 | 30 | | 14 | 16 | 7 | | (4) 1, (6) 1. |
| | (b) *Jute, hemp, etc.* | *22* | *2,658* | *818* | *16* | ... | *139* | ... | *4* | ... | *429* | *223* | *1,651* | *420* | *419* | *175* | | |
| Jute presses— | Total | *6* | *175* | *6* | ... | ... | *12* | ... | ... | ... | *7* | ... | *147* | *6* | *9* | ... | | |
| A | Total | 4 | 114 | 3 | | | 7 | ... | | | 7 | | 93 | 3 | 7 | ... | Steam ... 3 | (4) 2.<br>(6) 1. |
| | From 20 to 50 | 4 | 114 | 3 | | ... | 7 | ... | | ... | 7 | ... | 93 | 3 | 7 | ... | Water pump 1 | (4) 1. |
| B | Total | 2 | 61 | 3 | | ... | 5 | ... | | ... | ... | ... | 54 | 3 | 2 | ... | | |
| | From 20 to 50 | 2 | 61 | 3 | | ... | 5 | ... | | ... | ... | ... | 54 | 3 | 2 | ... | | (4) 2. |
| Jute mills— | Total | *2* | *1,460* | *358* | *5* | ... | *66* | ... | *3* | ... | *197* | *55* | *981* | *248* | *208* | *55* | | |
| A | Total | 2 | 1,460 | 358 | 5 | ... | 66 | ... | 3 | ... | 197 | 55 | 981 | 248 | 208 | 55 | | |
| | 400 and over | 2 | 1,460 | 358 | 5 | ... | 66 | ... | 3 | ... | 197 | 55 | 981 | 248 | 208 | 55 | Steam ... 2 | (4) 2. |
| Rope works— | Total | *1* | *37* | *9* | ... | ... | *1* | ... | ... | ... | *1* | ... | *35* | *8* | ... | *1* | | |
| A | Total | 1 | 37 | 9 | | | 1 | ... | | | 1 | ... | 35 | 8 | ... | 1 | | |
| | From 20 to 50 | 1 | 37 | 9 | | ... | 1 | ... | | ... | 1 | ... | 35 | 8 | ... | 1 | Brahma Press 1 | (2) 1. |
| Sunn press— | Total | *1* | *27* | ... | ... | ... | *5* | ... | ... | ... | *2* | ... | *20* | ... | ... | ... | | |
| B | Total | 1 | 27 | ... | ... | ... | 5 | ... | ... | ... | 2 | ... | 20 | ... | ... | ... | | |
| | From 20 to 50 | 1 | 27 | ... | ... | ... | 5 | ... | ... | ... | 2 | ... | 20 | ... | ... | ... | | (4) 1. |
| Coir yarn sorting— | Total | *2* | *440* | *218* | *4* | ... | *12* | ... | ... | ... | *33* | *34* | *346* | *143* | *45* | *41* | | |
| B | Total | 2 | 440 | 218 | 4 | ... | 12 | ... | ... | ... | 33 | 34 | 346 | 143 | 45 | 41 | | |
| | From 200 to 400 | 1 | 186 | 50 | ... | ... | 3 | ... | ... | ... | 3 | 2 | 172 | 45 | 8 | 3 | | (4) 1. |
| | 400 and over | 1 | 254 | 168 | 4 | ... | 9 | ... | ... | ... | 30 | 32 | 174 | 98 | 37 | 38 | | (4) 1. |





This content downloaded from 106.51.163.168 on Wed, 05 Jun 2024 15:15:17 +00:00
All use subject to https://about.jstor.org/terms

# TABLE XV-E.

## Statistics of industries. Part I.—Provincial Summary—*continued.*

| DESCRIPTION OF FACTORY, MINE, ETC. | CLASSIFICATION OF FACTORY, ETC. ACCORDING TO NUMBER OF PERSONS EMPLOYED (INCLUDING MANAGEMENT). | NUMBER OF FACTORIES. | TOTAL NUMBER OF PERSONS EMPLOYED. | | CLASSIFICATION OF PERSONS EMPLOYED. | | | | | | | | | | | | REMARKS. | | | |
|---|---|---|---|---|---|---|---|---|---|---|---|---|---|---|---|---|---|---|---|---|
| | | | | | DIRECTION, SUPERVISION AND CLERICAL WORK. | | | | SKILLED WORKMEN. | | | | UNSKILLED LABOURERS. | | | | | | | |
| | | | | | Europeans and Anglo-Indians. | | Indians. | | Europeans and Anglo-Indians. | | Indians. | | Age 14 and over. | | Under 14. | | | | | |
| | | | Males. | Females. | Males. | Females. | Males. | Females. | Males. | Females. | Males. | Females. | Males. | Females. | Males. | Females. | | | | |
| 1 | 2 | 3 | 4 | 5 | 6 | 7 | 8 | 9 | 10 | 11 | 12 | 13 | 14 | 15 | 16 | 17 | 18 | | | |
| | IV.—TEXTILE INDUSTRIES —*concld.* | | | | | | | | | | | | | | | | *Nature of Power.* | | *State of business.* | |
| | (b) *Jute, hemp, etc.*—concld. | | | | | | | | | | | | | | | | | | | |
| Coir yarn presses— | TOTAL ... | *3* | *107* | ... | *6* | ... | *10* | ... | *1* | ... | *26* | ... | *64* | ... | ... | ... | | | | |
| A | TOTAL ... ... ... ... | 3 | 107 | ... | 6 | ... | 10 | ... | 1 | ... | 26 | ... | 64 | ... | ... | ... | | | | |
| | From 20 to 50 ... ... | 3 | 107 | ... | 6 | ... | 10 | ... | 1 | ... | 26 | ... | 64 | ... | ... | ... | Steam ... | 3 | (4) 2. (5) 1. | |
| Palmyra fibre factories (dressing, dyeing, cleaning, etc.)— | TOTAL ... | *5* | *135* | *149* | ... | ... | *17* | ... | ... | ... | *52* | *123* | *45* | *10* | *21* | *16* | | | | |
| B | TOTAL ... ... ... ... | 5 | 135 | 149 | ... | ... | 17 | ... | ... | ... | 52 | 123 | 45 | 10 | 21 | 16 | | | | |
| | From 20 to 50 ... ... | 2 | 10 | 58 | ... | ... | 4 | ... | ... | ... | 2 | 49 | ... | ... | 4 | 9 | | | (7) 2. | |
| | ,, 50 to 100 ... ... | 3 | 125 | 91 | ... | ... | 13 | ... | ... | ... | 50 | 74 | 45 | 10 | 17 | 7 | | | (7) 1, (4) 1, (6) 1. | |
| Palmyra fibre godown— | TOTAL ... | *1* | *10* | *16* | ... | | *1* | ... | ... | ... | *8* | *11* | ... | ... | *1* | *5* | | | | |
| B | TOTAL ... ... ... ... | 1 | 10 | 16 | ... | ... | 1 | ... | ... | ... | 8 | 11 | ... | ... | 1 | 5 | | | | |
| | From 20 to 50 ... ... | 1 | 10 | 16 | ... | ... | 1 | ... | ... | ... | 8 | 11 | ... | ... | 1 | 5 | | | (6) 1. | |
| Coir mat and matting factory— | TOTAL ... | *1* | *267* | *62* | *1* | ... | *15* | ... | ... | ... | *103* | ... | *13* | *5* | *135* | *57* | | | | |
| A | TOTAL ... ... ... ... | 1 | 267 | 62 | 1 | ... | 15 | ... | ... | ... | 103 | ... | 13 | 5 | 135 | 57 | Steam ... | 1 | (1) 1. | |
| | From 200 to 400 ... ... | 1 | 267 | 62 | 1 | ... | 15 | ... | ... | ... | 103 | ... | 13 | 5 | 135 | 57 | | | | |
| | (c) *Others.* | *9* | *246* | *294* | ... | ... | *31* | ... | ... | ... | *170* | *188* | *36* | *104* | *9* | *2* | | | | |
| Dye works— | TOTAL ... | *8* | *221* | *294* | ... | ... | *31* | ... | ... | ... | *145* | *188* | *36* | *104* | *9* | *2* | | | | |
| B | TOTAL ... ... ... ... | 8 | 221 | 294 | ... | ... | 31 | ... | ... | ... | 145 | 188 | 36 | 104 | 9 | 2 | | | | |
| | From 20 to 50 ... ... | 4 | 52 | 50 | ... | ... | 9 | ... | ... | ... | 36 | 28 | 7 | 22 | ... | ... | | | (5) 1, (7) 2, (3) 1. | |
| | ,, 50 to 100 ... ... | 2 | 61 | 82 | ... | ... | 8 | ... | ... | ... | 25 | ... | 26 | 82 | 2 | | | | (4) 1, (6) 1. | |
| | ,, 100 to 200 ... ... | 2 | 108 | 162 | ... | ... | 14 | ... | ... | ... | 84 | 160 | 3 | ... | 7 | 2 | | | (4) 1, (6) 1. | |
| Embroidery works— | TOTAL ... | *1* | *25* | ... | ... | ... | ... | ... | ... | ... | *25* | ... | ... | ... | ... | ... | | | | |
| B | TOTAL ... ... ... ... | 1 | 25 | ... | ... | ... | ... | ... | ... | ... | 25 | ... | ... | ... | ... | ... | | | | |
| | From 20 to 50 ... ... | 1 | 25 | ... | ... | ... | ... | ... | ... | ... | 25 | ... | ... | ... | ... | ... | | | (7) 1. | |

This content downloaded from 106.51.163.168 on Wed, 05 Jun 2024 15:15:17 +00:00
All use subject to https://about.jstor.org/terms

# TABLE XV.E.

## Statistics of industries. Part I.—Provincial Summary—*continued.*

| DESCRIPTION OF FACTORY, MINE, ETC. | CLASSIFICATION OF FACTORY, ETC., ACCORDING TO NUMBER OF PERSONS EMPLOYED (INCLUDING MANAGEMENT). | NUMBER OF FACTORIES. | TOTAL NUMBER OF PERSONS EMPLOYED. | | CLASSIFICATION OF PERSONS EMPLOYED. | | | | | | | | | | | | REMARKS. | |
|---|---|---|---|---|---|---|---|---|---|---|---|---|---|---|---|---|---|---|
| | | | | | DIRECTION, SUPERVISION AND CLERICAL WORK. | | | | SKILLED WORKMEN. | | | | UNSKILLED LABOURERS. | | | | | |
| | | | | | Europeans and Anglo-Indians. | | Indians. | | Europeans and Anglo-Indians. | | Indians. | | Age 14 and over. | | Under 14. | | | |
| | | | Males. | Females. | Males. | Females. | Males. | Females. | Males. | Females. | Males. | Females. | Males. | Females. | Males. | Females. | *Nature of power.* | *State of business.* |
| 1 | 2 | 3 | 4 | 5 | 6 | 7 | 8 | 9 | 10 | 11 | 12 | 13 | 14 | 15 | 16 | 17 | 18 | |
| | V.—LEATHER AND OTHER INDUSTRIES. | *70* | *4,275* | *300* | *5* | ... | *330* | *6* | *11* | ... | *1,837* | *23* | *1,521* | *242* | *571* | *29* | | |
| Tanneries— | TOTAL ... | *66* | *4,118* | *296* | *3* | ... | *319* | *6* | *9* | ... | *1,734* | *23* | *1,495* | *238* | *558* | *29* | | |
| A ... ... | TOTAL ... ... ... ... | 4 | 567 | 46 | 1 | ... | 46 | ... | ... | ... | 369 | 2 | 85 | 35 | 66 | 9 | | |
| | From 50 to 100 ... ... | 2 | 114 | 7 | 1 | ... | 28 | ... | ... | ... | 65 | 2 | 13 | 5 | 7 | ... | Steam ... ... 1 | (4) 1. |
| | „ 100 to 200 ... ... | 1 | 120 | 6 | ... | ... | 3 | ... | ... | ... | 82 | ... | 21 | 6 | 14 | ... | Steam and oil ... 1 | (5) 1. |
| | „ 200 to 400 ... ... | 1 | 333 | 33 | ... | ... | 15 | ... | ... | ... | 222 | ... | 51 | 24 | 45 | 9 | Steam ... ... 1 | (7) 1. |
| B ... ... | TOTAL ... ... ... ... | 82 | 3,551 | 250 | 2 | ... | 273 | 6 | 9 | ... | 1,365 | 21 | 1,410 | 203 | 492 | 20 | | |
| | From 20 to 50 ... ... | 30 | 1,030 | 52 | ... | ... | 98 | 2 | 8 | ... | 444 | 9 | 363 | 37 | 117 | 4 | | |
| | „ 50 to 100 ... ... | 24 | 1,498 | 93 | ... | ... | 103 | 4 | 1 | ... | 530 | 12 | 662 | 61 | 202 | 16 | (4) 15, (5) 3, (6) 6, (7) 5 (not stated) 1. | |
| | „ 100 to 200 ... ... | 8 | 1,023 | 105 | 2 | ... | 72 | ... | ... | ... | 391 | ... | 385 | 105 | 173 | ... | (4) 11, (5) 3, (6) 5, (7) 4, (new factory) 1. | |
| Leather factories— | TOTAL ... | *2* | *68* | *4* | *2* | ... | *9* | ... | *2* | ... | *38* | ... | *17* | *4* | ... | ... | (3) 1, (4) 4, (5) 1, (6) 1, (7) 1. | |
| A ... ... | TOTAL ... ... ... ... | 1 | 28 | ... | 2 | ... | 7 | ... | 2 | ... | 7 | ... | 10 | ... | ... | ... | | |
| | From 20 to 50 ... ... | 1 | 28 | ... | 2 | ... | 7 | ... | 2 | ... | 7 | ... | 10 | ... | ... | ... | | |
| B ... ... | TOTAL ... ... ... ... | 1 | 40 | 4 | ... | ... | 2 | ... | ... | ... | 31 | ... | 7 | 4 | ... | ... | Steam ... ... 1 | (4) 1. |
| | From 20 to 50 ... ... | 1 | 40 | 4 | ... | ... | 2 | ... | ... | ... | 31 | ... | 7 | 4 | ... | ... | | |
| Button and comb factories— | TOTAL ... | *2* | *89* | ... | ... | ... | *2* | ... | ... | ... | *65* | ... | *9* | ... | *13* | ... | | |
| B ... ... | TOTAL ... ... ... ... | 2 | 89 | ... | ... | ... | 2 | ... | ... | ... | 65 | ... | 9 | ... | 13 | ... | | |
| | From 20 to 50 ... ... | 1 | 24 | ... | ... | ... | ... | ... | ... | ... | 10 | ... | 1 | ... | 13 | ... | | (7) 1. |
| | „ 50 to 100 ... ... | 1 | 65 | ... | ... | ... | 2 | ... | ... | ... | 55 | ... | 8 | ... | ... | ... | | (6) 1. |
| | VI.—WOOD INDUSTRIES. | *21* | *1,722* | *46* | *11* | *1* | *164* | *1* | *1* | ... | *644* | *30* | *735* | *14* | *167* | | | |
| Carpentry works— | TOTAL ... | *15* | *1,429* | *46* | *6* | *1* | *106* | *1* | *1* | ... | *587* | *30* | *567* | *14* | *162* | ... | | |
| A ... ... | TOTAL ... ... ... ... | 6 | 580 | 7 | 3 | ... | 48 | ... | ... | ... | 299 | ... | 168 | 7 | 62 | ... | | |
| | From 50 to 100 ... ... | 4 | 286 | 7 | 2 | ... | 24 | ... | ... | ... | 234 | ... | 26 | 7 | ... | ... | Steam ... ... 1 | (4) 1. |
| | „ 100 to 200 ... ... | 2 | 294 | ... | 1 | ... | 24 | ... | ... | ... | 65 | ... | 142 | ... | 62 | ... | Oil ... ... 3 | (1) 1, (2) 1, (3) 1. |
| B ... ... | TOTAL ... ... ... ... | 9 | 849 | 39 | 3 | 1 | 58 | 1 | 1 | ... | 288 | 30 | 399 | 7 | 100 | ... | Steam, oil and gas 2 | (4) 1. (6) 1. |
| | From 20 to 50 ... ... | 5 | 147 | 7 | 1 | ... | 12 | ... | 1 | ... | 88 | ... | 34 | 7 | 11 | ... | | (1) 1, (3) 1, (4) 3 |
| | „ 50 to 100 ... ... | 2 | 107 | ... | ... | ... | 4 | ... | ... | ... | 41 | ... | 43 | ... | 19 | ... | | (4) 2, |
| | „ 100 to 200 ... ... | 1 | 133 | 31 | ... | ... | 12 | 1 | ... | ... | 121 | 30 | ... | ... | ... | ... | | (6) 1. |
| | „ 400 and over ... ... | 1 | 462 | 1 | 2 | 1 | 30 | ... | ... | ... | 38 | ... | 322 | ... | 70 | ... | | (4) 1. |





This content downloaded from 106.51.163.168 on Wed, 05 Jun 2024 15:15:17 +00:00
All use subject to https://about.jstor.org/terms

# TABLE XV-E.

## Statistics of industries. Part I.—Provincial Summary—*continued.*

| DESCRIPTION OF FACTORY, MINE, ETC. | CLASSIFICATION OF FACTORY, ETC., ACCORDING TO NUMBER OF PERSONS EMPLOYED (INCLUDING MANAGEMENT). | NUMBER OF FACTORIES. | CLASSIFICATION OF PERSONS EMPLOYED. | | | | | | | | | | | | | | REMARKS. | |
|---|---|---|---|---|---|---|---|---|---|---|---|---|---|---|---|---|---|---|
| | | | TOTAL NUMBER OF PERSONS EMPLOYED. | | DIRECTION, SUPERVISION AND CLERICAL WORK. | | | | SKILLED WORKMEN. | | | | UNSKILLED LABOURERS. | | | | | |
| | | | | | Europeans and Anglo-Indians. | | Indians. | | Europeans and Anglo-Indians. | | Indians. | | Age 14 and over. | | Under 14. | | | |
| | | | Males. | Females. | Males. | Females. | Males. | Females. | Males. | Females. | Males. | Females. | Males. | Females. | Males. | Females. | | |
| 1 | 2 | 3 | 5 | | 6 | 7 | 8 | 9 | 10 | 11 | 12 | 13 | 14 | 15 | 16 | 17 | 18 | |
| | VI.—WOOD INDUSTRIES —*concld.* | | | | | | | | | | | | | | | | *Nature of power.* | *State of business.* |
| Saw mills— | TOTAL ... | *3* | *231* | ... | *5* | .. | *42* | ... | ... | ... | *43* | . | *141* | . | ... | ... | | |
| A ... ... | TOTAL ... ... ... | 3 | 231 | .. | 5 | .. | 42 | ... | ... | ... | 43 | .. | 141 | .. | ... | ... | | |
| | From 20 to 50 ... ... | 1 | 34 | .. | 1 | ... | 6 | ... | ... | ... | 8 | ... | 19 | .. | ... | ... | Electricity ... 1 | (2) 1. |
| | „ 50 to 100 ... ... | 1 | 74 | .. | ... | ... | 8 | ... | ... | ... | 15 | ... | 51 | .. | ... | ... | Steam ... 1 | (2) 1. |
| | „ 100 to 200 ... ... | 1 | 123 | .. | 4 | ... | 28 | ... | ... | ... | 20 | ... | 71 | .. | ... | ... | „ ... 1 | (2) 1. |
| Timber yards— | TOTAL ... | *3* | *62* | ... | ... | ... | *16* | .. | ... | ... | *14* | ... | *27* | .. | *5* | .. | | |
| B ... ... | TOTAL ... ... ... ... | 3 | 62 | ... | ... | ... | 16 | ... | ... | ... | 14 | .. | 27 | .. | 5 | .. | | |
| | From 20 to 50 ... ... | 3 | 62 | ... | ... | ... | 16 | ... | ... | ... | 14 | .. | 27 | .. | 5 | ... | | (6) 2, (4) 1. |
| | VII.—METAL INDUSTRIES. | *34* | *4,664* | *26* | *102* | *1* | *320* | ... | *120* | ... | *2,386* | ... | *1,567* | *23* | *169* | *2* | | |
| Iron works— | TOTAL ... | *5* | *544* | *7* | *10* | ... | *39* | ... | *8* | ... | *298* | ... | *170* | *7* | *19* | ... | | |
| A ... ... | TOTAL ... ... ... | 5 | 544 | 7 | 10 | ... | 39 | .. | 8 | .. | 298 | .. | 170 | 7 | 19 | .. | | |
| | From 20 to 50 ... | 2 | 56 | 3 | ... | ... | 6 | .. | ... | ... | 9 | .. | 41 | 3 | ... | .. | Steam ... 2 | (2) 1, (1) 1. |
| | „ 100 to 200 ... | 2 | 235 | 4 | 5 | ... | 14 | ... | ... | ... | 116 | ... | 81 | 4 | 19 | .. | Steam .. 1 | |
| | „ 200 to 400 ... | 1 | 253 | ... | 5 | .. | 19 | .. | 8 | .. | 173 | ... | 48 | ... | ... | ... | Oil ... 1 | (4) 2. |
| | | | | | | | | | | | | | | | | | Steam ... 1 | (4) 1. |
| Iron and steel works— | TOTAL ... | *2* | *340* | *1* | *6* | ... | *33* | .. | *7* | ... | *171* | ... | *123* | *1* | ... | ... | | |
| A ... ... | TOTAL ... ... ... | 2 | 340 | 1 | 6 | ... | 33 | .. | 7 | ... | 171 | ... | 123 | 1 | ... | ... | | |
| | From 100 to 200 ... | 1 | 116 | ... | ... | ... | 10 | ... | ... | ... | 61 | ... | 45 | .. | ... | ... | Steam and oil. 1 | (7) 1. |
| | „ 200 to 400 ... | 1 | 224 | 1 | 6 | ... | 23 | .. | 7 | ... | 110 | ... | 78 | 1 | ... | ... | Steam ... 1 | (4) 1. |
| Working iron sheets— | TOTAL ... | *9* | *336* | ... | ... | ... | *26* | ... | ... | ... | *103* | ... | *139* | ... | *68* | ... | | |
| B ... ... | TOTAL ... ... ... | 9 | 336 | .. | ... | ... | 26 | ... | ... | ... | 103 | ... | 139 | .. | 68 | .. | | |
| | From 20 to 50 ... ... | 7 | 220 | .. | ... | ... | 18 | ... | ... | ... | 64 | ... | 101 | .. | 37 | .. | | (4) 5, (6) 2. |
| | „ 50 to 100 ... ... | 2 | 116 | .. | ... | ... | 8 | ... | ... | ... | 39 | ... | 38 | .. | 31 | .. | | (4) 1, (6) 1. |
| Arsenal— | TOTAL ... | *1* | *767* | ... | *41* | ... | *44* | ... | *10* | ... | *281* | ... | *387* | ... | *4* | ... | | |
| A ... ... | TOTAL ... ... ... ... | 1 | 767 | ... | 41 | ... | 44 | ... | 10 | ... | 281 | ... | 387 | ... | 4 | ... | | |
| | 400 and over ... ... | 1 | 767 | ... | 41 | ... | 44 | ... | 10 | ... | 281 | ... | 387 | ... | 4 | ... | Oil ... 1 | (4) 1. |

This content downloaded from 106.51.163.168 on Wed, 05 Jun 2024 15:15:17 +00:00
All use subject to https://about.jstor.org/terms

# TABLE XV-E.

## Statistics of industries. Part I.—Provincial Summary—*continued.*

| DESCRIPTION OF FACTORY, MINE, ETC. | CLASSIFICATION OF FACTORY, ETC., ACCORDING TO NUMBER OF PERSONS EMPLOYED (INCLUDING MANAGEMENT). | NUMBER OF FACTORIES. | TOTAL NUMBER OF PERSONS EMPLOYED. | CLASSIFICATION OF PERSONS EMPLOYED. | | | | | | | | | | | | REMARKS. | |
|---|---|---|---|---|---|---|---|---|---|---|---|---|---|---|---|---|---|
| | | | | DIRECTION, SUPERVISION AND CLERICAL WORK. | | | | SKILLED WORKMEN. | | | | UNSKILLED LABOURERS. | | | | | |
| | | | | Europeans and Anglo-Indians. | | Indians. | | Europeans and Anglo-Indians. | | Indians. | | Age 14 and over. | | Under 14. | | | |
| | | | Males. | Females. | Males. | Females. | Males. | Females. | Males. | Females. | Males. | Females. | Males. | Females. | Males. | Females. | | |
| 1 | 2 | 3 | 4 | 5 | 6 | 7 | 8 | 9 | 10 | 11 | 12 | 13 | 14 | 15 | 16 | 17 | 18 | |
| | VII.—METAL INDUSTRIES —*concld.* | | | | | | | | | | | | | | | | | |
| Machinery and engineering workshops— | TOTAL | *10* | *1,899* | *5* | *36* | ... | *124* | ... | *80* | ... | *1,100* | ... | *543* | *5* | *16* | ... | *Nature of power.* | *State of business.* |
| | TOTAL | 9 | 1,868 | 5 | 36 | ... | 118 | ... | 80 | ... | 1,078 | ... | 540 | 5 | 16 | ... | | |
| | From 20 to 50 | 1 | 37 | 4 | ... | ... | 2 | ... | ... | ... | 11 | ... | 24 | 4 | ... | ... | Electricity ... 1 | (4) 1. |
| | ,, 50 to 100 | 2 | 124 | 1 | 3 | ... | 8 | ... | ... | ... | 103 | ... | 10 | 1 | ... | ... | Steam ... 1 | (2) 1. |
| A ... | | | | | | | | | | | | | | | | | Oil and gas ... 1 | (not stated) 1 |
| | ,, 100 to 200 | 2 | 253 | ... | 5 | ... | 21 | ... | 8 | ... | 157 | ... | 46 | ... | 16 | ... | Oil ... 1 | (6) 1. |
| | | | | | | | | | | | | | | | | | Steam ... 1 | (not stated) 1 |
| | ,, 200 to 400 | 2 | 483 | ... | 8 | ... | 32 | ... | 13 | ... | 310 | ... | 120 | ... | ... | ... | Steam ... 1 | (4) 1. |
| | | | | | | | | | | | | | | | | | Gas ... 1 | (6) 1. |
| | 400 and over | 2 | 971 | ... | 20 | ... | 55 | ... | 59 | ... | 497 | ... | 340 | ... | ... | ... | Steam and oil. 2 | (4) 1. |
| B ... ... | TOTAL | 1 | 31 | ... | ... | ... | 6 | ... | ... | ... | 22 | ... | 3 | ... | ... | ... | | (1) 1. |
| | From 20 to 50 | 1 | 31 | ... | ... | ... | 6 | ... | ... | ... | 22 | ... | 3 | ... | ... | ... | | (6) 1. |
| Municipal workshop. | TOTAL | *1* | *208* | ... | *3* | ... | *25* | ... | *8* | ... | *135* | ... | *37* | ... | ... | ... | | |
| A ... ... | TOTAL | 1 | 208 | ... | 3 | ... | 25 | ... | 8 | ... | 135 | ... | 37 | ... | ... | ... | | |
| | From 200 to 400 | 1 | 208 | ... | 3 | ... | 25 | ... | 8 | ... | 135 | ... | 37 | ... | ... | ... | Steam ... 1 | (2) 1. |
| Local Fund workshop— | TOTAL | *1* | *95* | ... | ... | ... | *4* | ... | *3* | ... | *34* | ... | *44* | ... | *10* | ... | | |
| A ... ... | TOTAL | 1 | 95 | ... | ... | ... | 4 | ... | 3 | ... | 34 | ... | 44 | ... | 10 | ... | | |
| | From 50 to 100 | 1 | 95 | ... | ... | ... | 4 | ... | 3 | ... | 34 | ... | 44 | ... | 10 | ... | Steam ... 1 | (1) 1. |
| Aluminium factory— | TOTAL | *1* | *260* | *1* | *4* | *1* | *12* | ... | *4* | ... | *186* | ... | *46* | ... | *8* | ... | | |
| A ... ... | TOTAL | 1 | 260 | 1 | 4 | 1 | 12 | ... | 4 | ... | 186 | ... | 46 | ... | 8 | ... | | |
| | From 200 to 400 | 1 | 260 | 1 | 4 | 1 | 12 | ... | 4 | ... | 186 | ... | 46 | ... | 8 | ... | Gas and electricity. 1 | (3) 1. |
| Tin workshop— | TOTAL | *1* | *104* | ... | *2* | ... | *5* | ... | ... | ... | *35* | ... | *44* | ... | *18* | ... | | |
| A ... ... | TOTAL | 1 | 104 | ... | 2 | ... | 5 | ... | ... | ... | 35 | ... | 44 | ... | 18 | ... | | |
| | From 100 to 200 | 1 | 104 | ... | 2 | ... | 5 | ... | ... | ... | 35 | ... | 44 | ... | 18 | ... | Oil ... 1 | (4) 1. |
| Bell-metal factories. | TOTAL | *3* | *111* | *12* | ... | ... | *8* | ... | ... | ... | *43* | ... | *34* | *10* | *26* | *2* | | |
| B ... ... | TOTAL | 3 | 111 | 12 | ... | ... | 8 | ... | ... | ... | 43 | ... | 34 | 10 | 26 | 2 | | |
| | From 20 to 50 | 2 | 55 | 6 | ... | ... | 4 | ... | ... | ... | 33 | ... | 11 | 4 | 7 | 2 | | (2) 2. |
| | ,, 50 to 100 | 1 | 56 | 6 | ... | ... | 4 | ... | ... | ... | 10 | ... | 23 | 6 | 19 | ... | | (5) 1. |



This content downloaded from
106.51.163.168 on Wed, 05 Jun 2024 15:15:17 +00:00
All use subject to https://about.jstor.org/terms

# TABLE XV-E.

## Statistics of industries. Part I—Provincial Summary—*continued.*

| DESCRIPTION OF FACTORY, MINE, ETC. | CLASSIFICATION OF FACTORY, ETC., ACCORDING TO NUMBER OF PERSONS EMPLOYED (INCLUDING MANAGEMENT). | NUMBER OF FACTORIES. | TOTAL NUMBER OF PERSONS EMPLOYED. | | CLASSIFICATION OF PERSONS EMPLOYED. | | | | | | | | | | | | REMARKS. | |
|---|---|---|---|---|---|---|---|---|---|---|---|---|---|---|---|---|---|---|
| | | | | | DIRECTION, SUPERVISION AND CLERICAL WORK. | | | | SKILLED WORKMEN. | | | | UNSKILLED LABOURERS. | | | | | |
| | | | | | Europeans and Anglo-Indians. | | Indians. | | Europeans and Anglo-Indians. | | Indians. | | Age 14 and over. | | Under 14. | | | |
| | | | Males. | Females. | Males. | Females. | Males. | Females. | Males. | Females. | Males. | Females. | Males. | Females. | Males. | Females. | | |
| 1 | 2 | 3 | 4 | 5 | 6 | 7 | 8 | 9 | 10 | 11 | 12 | 13 | 14 | 15 | 16 | 17 | 18 | |
| | VIII.—GLASS AND EARTHENWARE INDUSTRIES. | *50* | *4,363* | *890* | *8* | ... | *155* | ... | *9* | ... | *343* | *103* | *3,538* | *684* | *310* | *103* | *Nature of power.* | *State of business.* |
| Glass works— | TOTAL | *1* | *19* | *3* | *2* | ... | *3* | ... | *2* | ... | *11* | ... | *1* | *3* | ... | ... | | |
| A | TOTAL | 1 | 19 | 3 | 2 | ... | 3 | ... | 2 | ... | 11 | ... | 1 | 3 | ... | ... | | |
| | From 20 to 50 | 1 | 19 | 3 | 2 | ... | 3 | ... | 2 | ... | 11 | ... | 1 | 3 | ... | ... | Steam ... 1 | (7) 1. |
| Brick factories— | TOTAL | *3* | *178* | *140* | *1* | ... | *8* | ... | *7* | ... | *100* | *95* | *38* | *7* | *24* | *38* | | |
| B | TOTAL | 3 | 178 | 140 | 1 | ... | 8 | ... | 7 | ... | 100 | 95 | 38 | 7 | 24 | 38 | | |
| | From 20 to 50 | 1 | 31 | ... | ... | ... | 1 | ... | ... | ... | 9 | ... | 18 | ... | 3 | ... | | (4) 1. |
| | ,, 50 to 100 | 1 | 39 | 21 | ... | ... | 1 | ... | ... | ... | 9 | ... | 20 | 7 | 9 | 14 | | (6) 1. |
| | ,, 200 to 400 | 1 | 108 | 119 | 1 | ... | 6 | ... | 7 | ... | 82 | 95 | ... | ... | 12 | 24 | | (2) 1. |
| Tile factories— | TOTAL | *40* | *3,837* | *721* | *5* | ... | *134* | ... | ... | ... | *202* | *8* | *3,251* | *651* | *245* | *62* | | |
| A | TOTAL | 22 | 3,205 | 643 | 5 | ... | 111 | ... | ... | ... | 178 | 5 | 2,786 | 599 | 125 | 39 | | |
| | From 20 to 50 | 6 | 208 | 11 | ... | ... | 11 | ... | ... | ... | 24 | ... | 168 | 11 | 5 | ... | Steam ... 6 | (6) 2. (5) 1. (4) 3. |
| | ,, 50 to 100 | 2 | 104 | 15 | ... | ... | 6 | ... | ... | ... | 9 | ... | 76 | 12 | 13 | 3 | ,, ... 2 | (2) 1. (4) 1. |
| | ,, 100 to 200 | 5 | 559 | 151 | 1 | ... | 27 | ... | ... | ... | 18 | ... | 442 | 115 | 71 | 36 | Oil ... 2 | (6) 1, (4) 1. |
| | | | | | | | | | | | | | | | | | Steam ... 3 | (7) 1, (4) 2. |
| | ,, 200 to 400 | 7 | 1,441 | 336 | 1 | ... | 48 | ... | ... | ... | 93 | 5 | 1,272 | 331 | 27 | ... | Steam ... 7 | (4) 5. (3) 1. (2) 1. |
| | 400 and over | 2 | 893 | 130 | 3 | ... | 19 | ... | ... | ... | 34 | ... | 828 | 130 | 9 | ... | ,, ... 2 | (4) 1, (2) 1. |
| B | TOTAL | 18 | 632 | 78 | ... | ... | 23 | ... | ... | ... | 24 | 3 | 465 | 52 | 120 | 23 | | |
| | From 20 to 50 | 16 | 509 | 65 | ... | ... | 20 | ... | ... | ... | 22 | 3 | 375 | 41 | 92 | 21 | | (1) 1, (2) 2, (3) 1, (4) 7, (6) 3, (7) 2. |
| | ,, 50 to 100 | 2 | 123 | 13 | ... | ... | 3 | ... | ... | ... | 2 | ... | 90 | 11 | 28 | 2 | | (6) 1, (4) 1. |
| Brick and tile works. | TOTAL | *6* | *329* | *26* | ... | ... | *10* | ... | ... | ... | *30* | ... | *248* | *23* | *41* | *8* | | |
| B | TOTAL | 6 | 329 | 26 | ... | ... | 10 | ... | ... | ... | 30 | ... | 248 | 23 | 41 | 8 | | |
| | From 20 to 50 | 3 | 105 | 10 | ... | ... | 3 | ... | ... | ... | ... | ... | 72 | 10 | 23 | ... | | (1) 1, (5) 1, (6) 1. |
| | ,, 50 to 500 | 2 | 109 | 10 | ... | ... | 2 | ... | ... | ... | ... | ... | 94 | 7 | 13 | 8 | | (1) 1, (4) 1. |
| | ,, 100 to 200 | 1 | 115 | 6 | ... | ... | 5 | ... | ... | ... | 30 | ... | 75 | 6 | 5 | ... | | (1) 1. |

This content downloaded from
106.51.163.168 on Wed, 05 Jun 2024 15:15:17 +00:00
All use subject to https://about.jstor.org/terms

# TABLE XV-E.

## Statistics of industries. Part I.—Provincial Summary—*continued.*

| DESCRIPTION OF FACTORY, MINE, ETC. | CLASSIFICATION OF FACTORY, ETC., ACCORDING TO NUMBER OF PERSONS EMPLOYED (INCLUDING MANAGEMENT). | NUMBER OF FACTORIES. | TOTAL NUMBER OF PERSONS EMPLOYED | | CLASSIFICATION OF PERSONS EMPLOYED. | | | | | | | | | | | | REMARKS. | |
|---|---|---|---|---|---|---|---|---|---|---|---|---|---|---|---|---|---|---|
| | | | | | DIRECTION, SUPERVISION AND CLERICAL WORK. | | | | SKILLED WORKMEN. | | | | UNSKILLED LABOURERS. | | | | | |
| | | | | | Europeans and Anglo-Indians. | | Indians. | | Europeans and Anglo-Indians. | | Indians. | | Age 14 and over. | | Under 14. | | | |
| | | | Males. | Females. | Males. | Females. | Males. | Females. | Males. | Females. | Males. | Females. | Males. | Females. | Males. | Females. | | |
| 1 | 2 | 3 | 4 | 5 | 6 | 7 | 8 | 9 | 10 | 11 | 12 | 13 | 14 | 15 | 16 | 17 | Nature of power. 18 | State of business. |
| | IX.—INDUSTRIES CONNECTED WITH CHEMICAL PRODUCTS. | *56* | *4,840* | *1,152* | *118* | ... | *367* | *4* | *14* | .. | *946* | *48* | *3,098* | *1,004* | *297* | *96* | | |
| Salt crushing mills— | TOTAL | *3* | *1,163* | *557* | *2* | ... | *12* | ... | ... | ... | *37* | ... | *971* | *514* | *141* | *43* | | |
| A | TOTAL | 1 | 73 | ... | ... | ... | 3 | ... | ... | ... | 37 | ... | 33 | ... | ... | ... | | |
| | From 50 to 100 | 1 | 73 | ... | ... | ... | 3 | ... | ... | ... | 37 | ... | 33 | ... | ... | ... | | |
| B | TOTAL | 2 | 1,090 | 557 | 2 | ... | 9 | ... | ... | ... | ... | ... | 938 | 514 | 141 | 43 | Oil 1 | (6) 1. |
| | 400 and over | 2 | 1,090 | 557 | 2 | ... | 9 | ... | ... | ... | ... | ... | 938 | 514 | 141 | 43 | | (4) 1. |
| Saltpetre refinery— | TOTAL | *1* | *47* | *39* | ... | ... | *3* | ... | ... | ... | *3* | ... | *41* | *39* | ... | ... | | Just opened 1. |
| A | TOTAL | 1 | 47 | 39 | ... | ... | 3 | ... | ... | ... | 3 | ... | 41 | 39 | ... | ... | | |
| | From 50 to 100 | 1 | 47 | 39 | ... | ... | 3 | ... | ... | ... | 3 | ... | 41 | 39 | ... | ... | Steam 1 | (4) 1. |
| Cordite ammunition factory— | TOTAL | *1* | *793* | | *63* | ... | *97* | ... | *10* | ... | *142* | ... | *481* | ... | ... | ... | | |
| A | TOTAL | 1 | 793 | | 63 | ... | 97 | ... | 10 | ... | 142 | ... | 481 | ... | ... | ... | | |
| | 400 and over | 1 | 793 | | 63 | ... | 97 | ... | 10 | ... | 142 | ... | 481 | ... | ... | ... | Electricity 1 | (4) 1. |
| Aerated water factories— | TOTAL | *6* | *205* | *6* | *11* | ... | *13* | ... | *2* | ... | *39* | ... | *134* | *6* | 6 | ... | | |
| | TOTAL | 6 | 205 | 6 | 11 | ... | 13 | ... | 2 | ... | 39 | ... | 134 | 6 | 6 | ... | | |
| A | From 20 to 50 | 5 | 150 | 6 | 6 | ... | 9 | ... | ... | ... | 35 | ... | 94 | 6 | 6 | ... | Steam 1<br>Oil 1 | (2) 1.<br>(4) 1. |
| | „ 50 to 100 | 1 | 55 | .. | 5 | ... | 4 | ... | 2 | ... | 4 | ... | 40 | ... | ... | ... | Electricity 3<br>Steam 1 | (2) 1, (4) 1, (6) 1.<br>(3) 1. |
| Petroleum refineries— | TOTAL | *2* | *104* | *7* | *1* | ... | *7* | ... | *1* | ... | *55* | ... | *27* | *7* | *13* | | | |
| A | TOTAL | 2 | 104 | 7 | 1 | ... | 7 | ... | 1 | ... | 55 | ... | 27 | 7 | 13 | | | |
| | From 20 to 50 | 1 | 45 | 1 | ... | ... | 3 | ... | ... | ... | 30 | ... | 5 | 1 | 7 | ... | Steam 1 | (2) 1. |
| | „ 50 to 100 | 1 | 59 | 6 | 1 | ... | 4 | ... | 1 | ... | 25 | ... | 22 | 6 | 6 | ... | Steam pump and oil 1 | (4) 1. |
| Oil mills— | TOTAL | *34* | *1,585* | *503* | *29* | ... | *160* | *4* | ... | ... | *325* | *45* | *976* | *410* | *95* | *44* | | |
| | TOTAL | 5 | 259 | 14 | 1 | ... | 66 | 4 | ... | ... | 89 | ... | 89 | 10 | 14 | ... | | |
| A | From 20 to 50 | 3 | 77 | 6 | 1 | ... | 4 | ... | ... | ... | 7 | ... | 63 | 6 | 2 | ... | Steam 2<br>Oil 1 | (7) 2.<br>(4) 1. |
| | „ 50 to 100 | 1 | 70 | ... | ... | ... | 6 | ... | ... | ... | 42 | ... | 16 | ... | 6 | ... | Electricity 1 | (4) 1. |
| | „ 100 to 200 | 1 | 112 | 8 | ... | ... | 56 | 4 | ... | ... | 40 | ... | 10 | 4 | 6 | ... | Oil 1 | (4) 1. |
| | TOTAL | 29 | 1,326 | 489 | 28 | ... | 94 | ... | ... | ... | 236 | 45 | 887 | 400 | 81 | 44 | | |
| | From 20 to 50 | 20 | 526 | 137 | 1 | ... | 44 | ... | ... | ... | 116 | 7 | 330 | 125 | 36 | 5 | | not stated 1 |
| B | „ 50 to 100 | 6 | 242 | 99 | ... | ... | 9 | ... | ... | ... | ... | ... | 211 | 91 | 22 | 8 | | (3) 1, (4) 12, (5) 2. |
| | „ 100 to 200 | 1 | 81 | 31 | ... | ... | 5 | ... | ... | ... | ... | ... | 70 | 25 | 6 | 6 | | (6) 3, (7) 1. |
| | „ 200 to 400 | 1 | 173 | 60 | 1 | ... | 4 | ... | ... | ... | 74 | ... | 88 | 60 | ... | ... | | (3) 2, (4) 3, (6) 1. |
| | „ 400 and over | 1 | 304 | 162 | 20 | ... | 32 | ... | ... | ... | 47 | 38 | 188 | 99 | 17 | 25 | | (4) 1. |
| | | | | | | | | | | | | | | | | | | (4) 1. |
| | | | | | | | | | | | | | | | | | | (5) 1. |





This content downloaded from 106.51.163.168 on Wed, 05 Jun 2024 15:15:17 +00:00
All use subject to https://about.jstor.org/terms

# TABLE XV-E.

## Statistics of industries. Part I. Provincial Summary—*continued.*

| DESCRIPTION OF FACTORY, MINE, ETC. | CLASSIFICATION OF FACTORY, ETC. ACCORDING TO NUMBER OF PERSONS EMPLOYED (INCLUDING MANAGEMENT). | NUMBER OF FACTORIES. | TOTAL NUMBER OF PERSONS EMPLOYED. | CLASSIFICATION OF PERSONS EMPLOYED. | | | | | | | | | | | | REMARKS. | |
|---|---|---|---|---|---|---|---|---|---|---|---|---|---|---|---|---|---|
| | | | | DIRECTION, SUPERVISION AND CLERICAL WORK. | | | | SKILLED WORKMEN. | | | | UNSKILLED LABOURERS. | | | | | |
| | | | | Europeans and Anglo-Indians. | | Indians. | | Europeans and Anglo-Indians. | | Indians. | | Age 14 and over. | | Under 14. | | | |
| | | | Males. | Females. | Males. | Females. | Males. | Females. | Males. | Females. | Males. | Females. | Males. | Females. | Males. | Females. | | |
| 1 | 2 | 3 | 4 | 5 | 6 | 7 | 8 | 9 | 10 | 11 | 12 | 13 | 14 | 15 | 16 | 17 | 18 | |
| | IX.—INDUSTRIES CONNECTED WITH CHEMICAL PRODUCTS—*concld.* | | | | | | | | | | | | | | | | *Nature of power.* | *State of business.* |
| Fish oil and fish manure works— | TOTAL | *1* | *26* | *10* | ... | ... | *2* | ... | ... | ... | *8* | *3* | *4* | *3* | *12* | *4* | | |
| B | TOTAL | 1 | 26 | 10 | ... | ... | 2 | ... | ... | ... | 8 | 3 | 4 | 3 | 12 | 4 | | |
| | From 20 to 50 | 1 | 26 | 10 | ... | ... | 2 | ... | ... | ... | 8 | 3 | 4 | 3 | 12 | 4 | | (6) 1. |
| Bulk-oil installations— | TOTAL | *6* | *566* | *7* | *4* | ... | *32* | ... | *1* | ... | *264* | ... | *245* | *7* | *20* | ... | | |
| | TOTAL | 6 | 566 | 7 | 4 | ... | 32 | ... | 1 | ... | 264 | ... | 245 | 7 | 20 | ... | | |
| | From 20 to 50 | 1 | 22 | ... | ... | ... | 3 | ... | ... | ... | 6 | ... | 13 | ... | ... | ... | Oil ... 1 | (2) 1. |
| A | „ 50 to 100 | 3 | 248 | ... | 3 | ... | 12 | ... | ... | ... | 71 | ... | 142 | ... | 20 | ... | Steam ... 2<br>Oil ... 1 | (2) 2.<br>(4) 1. |
| | „ 100 to 200 | 2 | 296 | 7 | 1 | ... | 17 | ... | 1 | ... | 187 | ... | 90 | 7 | ... | ... | Oil ... 1<br>Gas ... 1 | (2) 1.<br>(4) 1. |
| Chemical factories— | TOTAL | *2* | *351* | *23* | *8* | ... | *41* | ... | ... | ... | *73* | ... | *219* | *18* | *10* | *5* | | |
| | TOTAL | 2 | 351 | 23 | 8 | ... | 41 | ... | ... | ... | 73 | ... | 219 | 18 | 10 | 5 | | |
| A | From 100 to 200 | 1 | 155 | ... | 6 | ... | 25 | ... | ... | ... | 59 | ... | 65 | ... | ... | ... | Steam ... 1 | (2) 1. |
| | „ 200 to 400 | 1 | 196 | 23 | 2 | ... | 16 | ... | ... | ... | 14 | ... | 154 | 18 | 10 | 5 | Steam, gas and oil | (4) 1. |
| | X.—FOOD INDUSTRIES. | *149* | *8,775* | *2,916* | *47* | ... | *909* | *39* | *17* | ... | *2,161* | *114* | *4,483* | *2,439* | *1,158* | *324* | | |
| Rice mills— | TOTAL | *81* | *3,246* | *1,475* | *11* | ... | *526* | *38* | *7* | ... | *560* | *8* | *1,848* | *1,276* | *294* | *153* | | |
| | TOTAL | 79 | 3,209 | 1,457 | 11 | ... | 520 | 38 | 7 | ... | 558 | 8 | 1,823 | 1,258 | 290 | 153 | | |
| | From 20 to 50 | 51 | 1,210 | 590 | 1 | ... | 223 | ... | 1 | ... | 219 | 2 | 636 | 530 | 130 | 58 | Steam ... 40<br>Oil ... 10<br>Steam and oil ... 1 | (2) 1<br>(3) 1<br>(4) 27<br>(5) 3<br>(6) 12<br>(7) 6<br>(not stated) 1 |
| A | „ 50 to 100 | 21 | 1,069 | 391 | 4 | ... | 149 | 26 | 1 | ... | 111 | 6 | 649 | 331 | 52 | 28 | Steam ... 20<br>Steam and oil ... 1 | (2) 2 (5) 1<br>(3) 4 (6) 2<br>(4) 11 (7) 1 |
| | „ 100 to 200 | 3 | 255 | 116 | 1 | ... | 71 | 12 | ... | ... | 43 | ... | 128 | 94 | 17 | 10 | Steam ... 3 | (3) 1<br>(4) 1<br>(7) 1 |
| | „ 200 to 400 | 4 | 675 | 360 | 5 | ... | 77 | ... | 5 | ... | 82 | ... | 415 | 303 | 91 | 57 | Steam ... 4 | (2) 2<br>(3) 1<br>(4) 1 |
| B | TOTAL | 2 | 37 | 18 | ... | ... | 6 | ... | ... | ... | 2 | ... | 25 | 18 | 4 | ... | | |
| | From 20 to 50, | 2 | 37 | 18 | ... | ... | 6 | ... | ... | ... | 2 | ... | 25 | 18 | 4 | ... | | (4) 1.<br>(5) 1. |



This content downloaded from 106.51.163.168 on Wed, 05 Jun 2024 15:15:17 +00:00
All use subject to https://about.jstor.org/terms

# TABLE XV-E.

## Statistics of industries. Part I.—Provincial Summary—*continued.*

| DESCRIPTION OF FACTORY, MINE, ETC. | CLASSIFICATION OF FACTORY, ETC., ACCORDING TO NUMBER OF PERSONS EMPLOYED (INCLUDING MANAGEMENT). | NUMBER OF FACTORIES. | TOTAL NUMBER OF PERSONS EMPLOYED. | | CLASSIFICATION OF PERSONS EMPLOYED. | | | | | | | | | | REMARKS. | |
|---|---|---|---|---|---|---|---|---|---|---|---|---|---|---|---|---|
| | | | | | DIRECTION, SUPERVISION AND CLERICAL WORK. | | | | SKILLED WORKMEN. | | | | UNSKILLED LABOURERS. | | | |
| | | | | | Europeans and Anglo-Indians. | | Indians. | | Europeans and Anglo-Indians. | | Indians. | | Age 14 and over. | | Under 14. | |
| | | | Males. | Females. | Males. | Females. | Males. | Females. | Males. | Females. | Males. | Females. | Males. | Females. | Males. | Females. | | |
| 1 | 2 | 3 | 4 | 5 | 6 | 7 | 8 | 9 | 10 | 11 | 12 | 13 | 14 | 15 | 16 | 17 | 18 | |
| | X.—FOOD INDUSTRIES—*cont.* | | | | | | | | | | | | | | | | *Nature of power.* | *State of business.* |
| Bakery— | TOTAL ... | *1* | *98* | ... | *3* | ... | *15* | ... | ... | ... | *70* | ... | *10* | ... | ... | ... | | |
| B ... ... | TOTAL ... ... | 1 | 98 | ... | 3 | ... | 15 | ... | ... | ... | 70 | ... | 10 | ... | ... | ... | | |
| | From 50 to 100 ... | 1 | 98 | ... | 3 | ... | 15 | ... | ... | ... | 70 | ... | 10 | ... | ... | ... | | (4) 1. |
| Fish curing yards— | TOTAL ... | *23* | *1,137* | *935* | ... | ... | *75* | ... | ... | ... | *189* | *91* | *633* | *716* | *240* | *128* | | |
| | TOTAL ... ... ... | 23 | 1,137 | 935 | ... | ... | 75 | ... | ... | ... | 189 | 91 | 633 | 716 | 240 | 128 | | |
| | From 20 to 50 ... ... | 12 | 264 | 144 | ... | ... | 27 | ... | ... | ... | 96 | 58 | 110 | 70 | 31 | 16 | | (7) 5, (4) 1, (2) 1, (6) 2. |
| B ... ... | „ 50 to 100 ... ... | 4 | 115 | 131 | ... | ... | 11 | ... | ... | ... | 20 | 33 | 70 | 93 | 14 | 5 | | (3) 2, (not stated) 1 (2) 2, (4) 2. |
| | „ 100 to 200 ... ... | 5 | 410 | 394 | ... | ... | 14 | ... | ... | ... | 50 | ... | 252 | 337 | 94 | 57 | | (2) 1, (5) 1, (7) 1 (4) 1, (6) 1 |
| | „ 200 to 400 ... ... | 2 | 348 | 266 | ... | ... | 23 | ... | ... | ... | 23 | ... | 201 | 216 | 101 | 50 | | (1) 1, (2) 1 |
| Sugar factories— | TOTAL ... | *5* | *1,462* | *216* | *16* | ... | *137* | ... | *10* | ... | *267* | ... | *999* | *200* | *33* | *16* | | |
| | TOTAL ... ... ... | 5 | 1,462 | 216 | 16 | ... | 137 | ... | 10 | ... | 267 | ... | 999 | 200 | 33 | 16 | | |
| | From 20 to 50 ... | 1 | 41 | ... | ... | ... | 6 | ... | ... | ... | 4 | ... | 31 | ... | ... | ... | | |
| A ... ... | „ 100 to 200 ... | 1 | 179 | 1 | 6 | ... | 19 | ... | 5 | ... | 4 | ... | 128 | 1 | 17 | ... | Steam ... 1 | (6) 1. |
| | „ 200 to 400 ... | 2 | 509 | 49 | 2 | ... | 35 | ... | 3 | ... | 130 | ... | 323 | 33 | 18 | ... | Steam ... 1 | (4) 1. |
| | 400 and over ... | 1 | 733 | 166 | 8 | ... | 77 | ... | 2 | ... | 129 | ... | 517 | 166 | ... | 16 | Steam ... 1 Steam and oil 1 | (7) 2. |
| | | | | | | | | | | | | | | | | | Steam and electricity 1 | (2) 1. |
| Breweries— | TOTAL ... | *2* | *97* | ... | *2* | ... | *8* | ... | ... | ... | *31* | ... | *51* | ... | *5* | ... | | |
| | TOTAL ... ... ... | 2 | 97 | ... | 2 | ... | 8 | ... | ... | ... | 31 | ... | 51 | ... | 5 | ... | | |
| A | From 20 to 50 ... | 1 | 38 | ... | ... | ... | 2 | ... | ... | ... | 9 | ... | 27 | ... | ... | ... | Steam ... 1 | (4) 1. |
| | „ 50 to 100 ... | 1 | 59 | ... | 2 | ... | 6 | ... | ... | ... | 22 | ... | 24 | ... | 5 | ... | Steam and oil 1 | (5) 1. |
| Distilleries— | TOTAL ... | *6* | *235* | *21* | ... | ... | *23* | ... | ... | ... | *52* | ... | *142* | *17* | *18* | *4* | | |
| | TOTAL ... ... ... | 2 | 91 | 20 | ... | ... | 10 | ... | ... | ... | 17 | ... | 55 | 16 | 9 | 4 | | |
| A | From 50 to 100 ... | 2 | 91 | 20 | ... | ... | 10 | ... | ... | ... | 17 | ... | 55 | 16 | 9 | 4 | Steam ... 1 Oil ... 1 | (4) 2. |
| | TOTAL ... ... ... | 4 | 144 | 1 | ... | ... | 13 | ... | ... | ... | 35 | ... | 87 | 1 | 9 | ... | | |
| B ... | From 20 to 50 ... | 3 | 77 | ... | ... | ... | 8 | ... | ... | ... | 6 | ... | 61 | ... | 2 | ... | | (4) 3. |
| | „ 50 to 100 ... | 1 | 67 | 1 | ... | ... | 5 | ... | ... | ... | 29 | ... | 26 | 1 | 7 | ... | | (4) 1. |





This content downloaded from 106.51.163.168 on Wed, 05 Jun 2024 15:15:17 +00:00
All use subject to https://about.jstor.org/terms

# TABLE XV-E.

## Statistics of industries. Part I.—Provincial Summary—*continued.*

| DESCRIPTION OF FACTORY, MINE, ETC. | CLASSIFICATION OF FACTORY, ETC., ACCORDING TO NUMBER OF PERSONS EMPLOYED (INCLUDING MANAGEMENT). | NUMBER OF FACTORIES. | TOTAL NUMBER OF PERSONS EMPLOYED. | | CLASSIFICATION OF PERSONS EMPLOYED. | | | | | | | | | | | | REMARKS. |
|---|---|---|---|---|---|---|---|---|---|---|---|---|---|---|---|---|---|
| | | | | | DIRECTION SUPERVISION AND CLERICAL WORK. | | | | SKILLED WORKMEN. | | | | UNSKILLED LABOURERS. | | | | |
| | | | | | Europeans and Anglo-Indians. | | Indians. | | Europeans and Anglo-Indians. | | Indians. | | Age 14 and over. | | Under 14. | | |
| | | | Males. | Females. | Males. | Females. | Males. | Females. | Males. | Females. | Males. | Females. | Males. | Females. | Males. | Females. | |
| 1 | 2 | 3 | 4 | 5 | 6 | 7 | 8 | 9 | 10 | 11 | 12 | 13 | 14 | 15 | 16 | 17 | 18 |
| | X.—FOOD INDUSTRIES *concld.* | | | | | | | | | | | | | | | | |
| Water works— | TOTAL | *4* | *398* | *202* | *7* | ... | *18* | ... | ... | ... | *89* | ... | *272* | *192* | *12* | *10* | *Nature of power* — *State of business.* |
| A | TOTAL | 2 | 120 | ... | 6 | ... | 2 | ... | ... | ... | 30 | ... | 77 | ... | 5 | ... | Steam 1 — (4) 2. |
| | From 20 to 50 | 2 | 120 | ... | 6 | ... | 2 | ... | ... | ... | 30 | ... | 77 | ... | 5 | ... | Oil 1 |
| B | TOTAL | 2 | 278 | 202 | 1 | ... | 16 | ... | ... | ... | 59 | ... | 195 | 192 | 7 | 10 | |
| | From 100 to 200 | 1 | 115 | 48 | ... | ... | ... | ... | ... | ... | 2 | ... | 113 | 48 | ... | ... | (4) 1, |
| | „ 200 to 400 | 1 | 163 | 154 | 1 | ... | 16 | ... | ... | ... | 57 | ... | 82 | 144 | 7 | 10 | (Not stated) 1. |
| Tobacco factories— | TOTAL | *24* | *1,970* | *2* | *8* | ... | *96* | *1* | ... | ... | *892* | ... | *448* | *1* | *526* | ... | |
| A | TOTAL | 3 | 851 | 1 | 4 | ... | 49 | 1 | ... | ... | 490 | ... | 207 | ... | 101 | ... | |
| | From 200 to 400 | 3 | 851 | 1 | 4 | ... | 49 | 1 | ... | ... | 490 | ... | 207 | ... | 101 | ... | Oil 2 — (6) 1 (2) 1. |
| B | TOTAL | 21 | 1,119 | 1 | 4 | ... | 47 | ... | ... | ... | 402 | ... | 241 | 1 | 425 | ... | Steam 1 — (Not stated) 1. |
| | From 20 to 50 | 12 | 382 | | 1 | ... | 23 | ... | ... | ... | 170 | ... | 50 | ... | 138 | ... | (1) 1, (6) 2. (4) 3, (7) 2. (5) 4. |
| | „ 50 to 100 | 6 | 400 | | | ... | 14 | ... | ... | ... | 154 | ... | 98 | ... | 134 | ... | (3) 1, (5) 2. |
| | „ 100 to 200 | 3 | 337 | 1 | 3 | ... | 10 | ... | ... | ... | 78 | ... | 93 | 1 | 153 | ... | (4) 2, (7) 1. (4) 2, (5) 1. |
| Forage presses— | TOTAL | *2* | *67* | *45* | | ... | *8* | ... | ... | ... | 6 | *15* | *38* | *20* | *15* | *10* | |
| A | TOTAL | 1 | 59 | 30 | | ... | 7 | ... | ... | ... | 2 | ... | 35 | 20 | 15 | 10 | |
| | From 50 to 100 | 1 | 59 | 30 | | ... | 7 | ... | ... | ... | 2 | ... | 35 | 20 | 15 | 10 | Oil ... 1 (6) 1. |
| B | TOTAL | 1 | 8 | 15 | | ... | 1 | ... | ... | ... | 4 | 15 | 3 | ... | ... | ... | |
| | From 20 to 50 | 1 | 8 | 15 | | ... | 1 | ... | ... | ... | 4 | 15 | 3 | ... | ... | ... | (6) 1. |
| Condiment manufactory— | TOTAL | *1* | *65* | *20* | | ... | *3* | ... | ... | ... | *5* | ... | *42* | *17* | *15* | *3* | |
| B | TOTAL | 1 | 65 | 20 | | ... | 3 | ... | ... | ... | 5 | ... | 42 | 17 | 15 | 3 | |
| | From 50 to 100 | 1 | 65 | 20 | | ... | 3 | ... | ... | ... | 5 | ... | 42 | 17 | 15 | 3 | (6) 1. |
| | XI.—INDUSTRIES OF DRESS. | *19* | *1,641* | *140* | *24* | 5 | *97* | *2* | *16* | *125* | *1,181* | | *235* | *8* | *88* | ... | |
| Boot and shoe factories— | TOTAL | *9* | *571* | *7* | *9* | ... | *30* | *2* | *10* | ... | *450* | ... | *30* | *5* | *42* | ... | |
| A | TOTAL | 1 | 214 | 2 | 4 | ... | 16 | 2 | 4 | ... | 190 | ... | ... | ... | ... | ... | |
| | From 200 to 400 | 1 | 214 | 2 | 4 | ... | 16 | 2 | 4 | ... | 190 | ... | ... | ... | ... | ... | Gas and electricity (1) 1. |
| B | TOTAL | 8 | 357 | 5 | 5 | ... | 14 | ... | 6 | ... | 260 | ... | 30 | 5 | 42 | ... | |
| | From 20 to 50 | 3 | 205 | 3 | 1 | ... | 10 | ... | ... | ... | 141 | ... | 24 | 3 | 26 | ... | (4) 1, (6) 2. |
| | „ 50 to 100 | 5 | 152 | 2 | 4 | ... | 4 | ... | 6 | ... | 119 | ... | 6 | 2 | 16 | ... | (2) 1, (4) 3, (6) 1. |



This content downloaded from 106.51.163.168 on Wed, 05 Jun 2024 15:15:17 +00:00
All use subject to https://about.jstor.org/terms

# TABLE XV-E.

## Statistics of industries. Part I.—Provincial Summary—*continued.*

| DESCRIPTION OF FACTORY, MINE, ETC. | CLASSIFICATION OF FACTORY, ETC., ACCORDING TO NUMBER OF PERSONS EMPLOYED (INCLUDING MANAGEMENT). | NUMBER OF FACTORIES. | TOTAL NUMBER OF PERSONS EMPLOYED. | | CLASSIFICATION OF PERSONS EMPLOYED. | | | | | | | | | | Nature of power. | State of business. |
|---|---|---|---|---|---|---|---|---|---|---|---|---|---|---|---|---|
| | | | | | DIRECTION, SUPERVISION AND CLERICAL WORK. | | | | SKILLED WORKMEN. | | | | UNSKILLED LABOURERS. | | | |
| | | | | | Europeans and Anglo-Indians. | | Indians. | | Europeans and Anglo-Indians. | | Indians. | | Age 14 and over. | | Under 14. | | |
| | | | Males. | Females. | Males. | Females. | Males. | Females. | Males. | Females. | Males. | Females. | Males. | Females. | Males. | Females. | |
| 1 | 2 | 3 | 4 | 5 | 6 | 7 | 8 | 9 | 10 | 11 | 12 | 13 | 14 | 15 | 16 | 17 | 18 |
| | XI.—INDUSTRIES OF DRESS—*concld.* | | | | | | | | | | | | | | | | |
| Tailoring and dress making— | TOTAL ... | 8 | *1,001* | *133* | *14* | *5* | *63* | ... | *6* | *125* | *694* | ... | *182* | *3* | *42* | ... | |
| | TOTAL ... ... | 8 | 1,001 | 133 | 14 | 5 | 63 | ... | 6 | 125 | 694 | ... | 182 | 3 | 42 | ... | |
| B ... ... | From 20 to 50 ... ... | 3 | 108 | 1 | 2 | 1 | 5 | ... | ... | ... | 92 | ... | 5 | ... | 4 | ... | |
| | „ 50 to 100 ... ... | 1 | 51 | 1 | 2 | 1 | 1 | ... | ... | ... | 25 | ... | 4 | ... | 19 | ... | (4) 2, (2) 1. |
| | „ 100 to 200 ... ... | 3 | 285 | 130 | 7 | 3 | 19 | ... | ... | 125 | 150 | ... | 90 | 2 | 19 | ... | (4) 1. |
| | „ 400 and over ... ... | 1 | 557 | 1 | 3 | ... | 38 | ... | 6 | ... | 427 | ... | 83 | 1 | ... | ... | (1) 1, (4) 2. |
| Laundries— | | | | | | | | | | | | | | | | | (4) 1. |
| | TOTAL ... | *2* | *89* | ... | *1* | ... | *4* | ... | ... | ... | *37* | ... | *23* | ... | *4* | ... | |
| A ... ... | TOTAL ... ... | 1 | 20 | ... | 1 | ... | 3 | ... | ... | ... | 12 | ... | 4 | ... | ... | ... | |
| | From 20 to 50 ... ... | 1 | 20 | ... | 1 | ... | 3 | ... | ... | ... | 12 | ... | 4 | ... | ... | ... | |
| B ... ... | TOTAL ... ... | 1 | 49 | ... | ... | ... | 1 | ... | ... | ... | 25 | ... | 19 | ... | 4 | ... | Steam ... 1 (7) 1. |
| | From 20 to 50 ... ... | 1 | 49 | ... | ... | ... | 1 | ... | ... | ... | 25 | ... | 19 | ... | 4 | ... | |
| | XII.—FURNITURE INDUSTRIES. | | | | | | | | | | | | | | | | (1) 1. |
| | | *4* | *310* | *9* | *1* | ... | *14* | ... | ... | ... | *217* | ... | *35* | *1* | *43* | *8* | |
| Furniture factories— | TOTAL ... | *4* | *310* | *9* | *1* | ... | *14* | ... | ... | ... | *217* | ... | *35* | *1* | *43* | *8* | |
| | TOTAL ... ... ... | 4 | 310 | 9 | 1 | ... | 14 | ... | ... | ... | 217 | ... | 35 | 1 | 43 | 8 | |
| B ... ... | From 20 to 50 ... ... | 1 | 28 | 8 | ... | ... | 1 | ... | ... | ... | 23 | ... | ... | ... | 4 | 8 | |
| | „ 50 to 100 ... ... | 2 | 148 | 1 | ... | ... | 8 | ... | ... | ... | 84 | ... | 30 | 1 | 26 | ... | (8) 1. |
| | „ 100 to 200 ... ... | 1 | 134 | ... | 1 | ... | 5 | ... | ... | ... | 110 | ... | 5 | ... | 13 | ... | (2) 1, (4) 1. |
| | XIII.—INDUSTRIES CONNECTED WITH BUILDING. | | | | | | | | | | | | | | | | (2) 1. |
| | | *5* | *481* | *141* | *6* | *1* | *53* | *14* | *40* | *14* | *58* | *20* | *313* | *78* | *11* | *14* | |
| Stone works— | TOTAL ... | *2* | *116* | *54* | *1* | *1* | *28* | *14* | *28* | *14* | *28* | *14* | *21* | ... | *10* | *11* | |
| | TOTAL ... ... | 2 | 116 | 54 | 1 | 1 | 28 | 14 | 28 | 14 | 28 | 14 | 21 | ... | 10 | 11 | |
| B ... ... | From 20 to 50 ... ... | 1 | 22 | 1 | 1 | 1 | ... | ... | ... | ... | ... | ... | 21 | ... | ... | ... | |
| | „ 100 to 200 ... ... | 1 | 94 | 53 | ... | ... | 28 | 14 | 28 | 14 | 28 | 14 | ... | ... | 10 | 11 | |
| Cement works— | | | | | | | | | | | | | | | | | (6) 1. |
| | TOTAL ... | *2* | *326* | *75* | *4* | ... | *21* | *12* | ... | ... | *28* | *6* | *261* | *69* | ... | ... | (2) 1. |
| A ... ... | TOTAL ... ... | 2 | 326 | 75 | 4 | ... | 21 | 12 | ... | ... | 28 | 6 | 261 | 69 | ... | ... | |
| | From 20 to 50 ... ... | 1 | 13 | 11 | ... | ... | 2 | ... | ... | ... | 10 | 6 | 1 | 5 | ... | ... | |
| | „ 200 to 400 ... ... | 1 | 313 | 64 | 4 | ... | 19 | ... | 12 | ... | 18 | ... | 260 | 64 | ... | ... | Electricity ... 1 (4) 1. |
| Granite stone crushing factory— | | | | | | | | | | | | | | | | | Steam and oil 1 (4) 1. |
| | TOTAL ... | *1* | *39* | *12* | *1* | ... | *4* | ... | ... | ... | *2* | ... | *31* | *9* | *1* | *3* | |
| A ... ... | TOTAL ... ... ... | 1 | 39 | 12 | 1 | ... | 4 | ... | ... | ... | 2 | ... | 31 | 9 | 1 | 3 | |
| | From 50 to 100 ... ... | 1 | 39 | 12 | 1 | ... | 4 | ... | ... | ... | 2 | ... | 31 | 9 | 1 | 3 | Steam 1 (4) 1. |





This content downloaded from 106.51.163.168 on Wed, 05 Jun 2024 15:15:17 +00:00
All use subject to https://about.jstor.org/terms

# TABLE XV-E.

## Statistics of industries. Part I.—Provincial Summary—*continued.*

| DESCRIPTION OF FACTORY, MINE, ETC. | CLASSIFICATION OF FACTORY, ETC., ACCORDING TO NUMBER OF PERSONS EMPLOYED (INCLUDING MANAGEMENT). | NUMBER OF FACTORIES. | TOTAL NUMBER OF PERSONS EMPLOYED. | | CLASSIFICATION OF PERSONS EMPLOYED. | | | | | | | | | | | | REMARKS. | |
|---|---|---|---|---|---|---|---|---|---|---|---|---|---|---|---|---|---|---|
| | | | | | DIRECTION, SUPERVISION AND CLERICAL WORK. | | | | SKILLED WORKMEN. | | | | UNSKILLED LABOURERS. | | | | | |
| | | | | | Europeans and Anglo-Indians. | | Indians. | | Europeans and Anglo-Indians. | | Indians. | | Age 14 and over. | | Under 14. | | | |
| | | | Males. | Females. | Males. | Females. | Males. | Females. | Males. | Females. | Males. | Females. | Males. | Females. | Males. | Females. | | |
| 1 | 2 | 3 | 4 | 5 | 6 | 7 | 8 | 9 | 10 | 11 | 12 | 13 | 14 | 15 | 16 | 17 | 18 | |
| | XIV.—CONSTRUCTION OF MEANS OF TRANSPORT. | *40* | *15,413* | *183* | *164* | *2* | *764* | ... | *887* | ... | *8,584* | ... | *4,878* | *181* | *136* | ... | *Nature of power.* | *State of business.* |
| Railway workshops— | TOTAL ... | *23* | *12,474* | *6* | *116* | *2* | *606* | ... | *778* | ... | *7,270* | ... | *3,727* | *4* | *40* | ... | | |
| | TOTAL ... ... ... ... | 17 | 11,687 | 3 | 108 | 2 | 581 | ... | 723 | ... | 6,946 | ... | 3,290 | 1 | 36 | ... | | |
| | From 20 to 50 ... ... | 5 | 156 | ... | 3 | ... | 3 | ... | 2 | ... | 43 | ... | 105 | ... | ... | ... | Steam ... 5 | (4) 4. (2) 1. |
| | „ 50 to 100 ... ... | 2 | 154 | ... | 3 | ... | 5 | ... | 12 | ... | 61 | ... | 71 | ... | 2 | ... | Steam ... 2 | (4) 2. |
| A ... ... | „ 100 to 200 ... ... | 3 | 496 | ... | 7 | ... | 93 | ... | 18 | ... | 148 | ... | 222 | ... | 8 | ... | Steam ... 2 (not stated). 1 | (4) 2. (1) 1. |
| | „ 200 to 400 ... ... | 3 | 708 | ... | 9 | ... | 14 | ... | 67 | ... | 360 | ... | 258 | ... | ... | ... | Steam ... 3 | (4) 2. (1) 1. |
| | 400 and over ... ... ... | 4 | 10,173 | 3 | 86 | 2 | 469 | ... | 624 | ... | 6,334 | ... | 2,634 | 1 | 26 | ... | Steam ... 2 Electricity. 1 Steam and air 1 | (4) 2. (2) 1. (4) 1. |
| | TOTAL ... ... ... ... | 6 | 787 | 3 | 8 | ... | 22 | ... | 55 | ... | 261 | ... | 437 | 3 | 4 | ... | | |
| B ... ... | From 50 to 100 ... ... | 3 | 193 | ... | 3 | ... | 7 | ... | 6 | ... | 62 | ... | 114 | ... | 1 | ... | | (4) 2. (not stated) 1. |
| | „ 100 to 200 ... ... | 1 | 127 | 2 | 2 | ... | 5 | ... | ... | ... | 34 | ... | 83 | 2 | 3 | ... | | (4) 1. |
| | „ 200 to 400 ... ... | 2 | 467 | 1 | 3 | ... | 10 | ... | 49 | ... | 165 | ... | 240 | 1 | ... | ... | | (4) 1. (2) 1. |
| Tramway workshops— | TOTAL ... | *1* | *293* | ... | *3* | ... | *11* | ... | *1* | ... | *158* | ... | *120* | ... | ... | ... | | |
| A ... ... | TOTAL ... ... ... ... | 1 | 293 | ... | 3 | ... | 11 | ... | 1 | ... | 158 | ... | 120 | ... | ... | ... | | |
| | From 200 to 400 ... ... | 1 | 293 | ... | 3 | ... | 11 | ... | 1 | ... | 158 | ... | 120 | ... | ... | ... | Electricity ... 1 | (1) 1. |
| Coach building factories— | TOTAL ... | *5* | *597* | *2* | *4* | ... | *60* | ... | ... | ... | *411* | ... | *79* | *2* | *43* | ... | | |
| | TOTAL ... ... ... ... | 3 | 488 | 2 | 4 | ... | 51 | ... | ... | ... | 316 | ... | 75 | 2 | 42 | ... | | |
| A ... ... | From 50 to 100 ... ... | 1 | 57 | ... | 1 | ... | 28 | ... | ... | ... | ... | ... | 21 | ... | 7 | ... | Oil ... 1 | (4) 1. |
| | „ 100 to 200 ... ... | 1 | 148 | ... | ... | ... | 8 | ... | ... | ... | 107 | ... | 19 | ... | 14 | ... | „ ... 1 | (4) 1. |
| | „ 200 to 400 ... ... | 1 | 283 | 2 | 3 | ... | 15 | ... | ... | ... | 209 | ... | 35 | 2 | 21 | ... | Electricity ... 1 | (2) 1. |
| B ... ... | TOTAL ... ... ... ... | 2 | 109 | ... | ... | ... | 9 | ... | ... | ... | 95 | ... | 4 | ... | 1 | ... | | |
| | From 50 to 100 ... ... | 2 | 109 | ... | ... | ... | 9 | ... | ... | ... | 95 | ... | 4 | ... | 1 | ... | | (4) 1, (7) 1. |
| Motor-car works— | TOTAL ... | *2* | *61* | *1* | *9* | ... | *10* | ... | *6* | ... | *22* | ... | *14* | *1* | ... | ... | | |
| A ... ... | TOTAL ... ... ... ... | 2 | 61 | 1 | 9 | ... | 10 | ... | 6 | ... | 22 | ... | 14 | 1 | ... | ... | | |
| | From 20 to 50 ... ... | 2 | 61 | 1 | 9 | ... | 10 | ... | 6 | ... | 22 | ... | 14 | 1 | ... | ... | Electricity ... 2 | (2) 1. (4) 1. |
| Aërial ropeway— | TOTAL ... | *1* | *54* | ... | *4* | ... | *1* | ... | *1* | ... | *7* | ... | *36* | ... | *5* | ... | | |
| A ... ... | From 50 to 100 ... ... | 1 | 54 | ... | 4 | ... | 1 | ... | 1 | ... | 7 | ... | 36 | ... | 5 | ... | Water and electricity. 1 | Not stated 1. |

This content downloaded from 106.51.163.168 on Wed, 05 Jun 2024 15:15:17 +00:00
All use subject to https://about.jstor.org/terms

# TABLE XV-E.

## Statistics of industries. Part I.—Provincial Summary—*continued*.

| DESCRIPTION OF FACTORY, MINE, ETC. | CLASSIFICATION OF FACTORY, ETC., ACCORDING TO NUMBER OF PERSONS EMPLOYED (INCLUDING MANAGEMENT). | NUMBER OF FACTORIES. | TOTAL NUMBER OF PERSONS EMPLOYED. | | CLASSIFICATION OF PERSONS EMPLOYED. | | | | | | | | | | | | REMARKS. | |
|---|---|---|---|---|---|---|---|---|---|---|---|---|---|---|---|---|---|---|
| | | | | | DIRECTION, SUPERVISION AND CLERICAL WORK. | | | | SKILLED WORKMEN. | | | | UNSKILLED LABOURERS. | | | | | |
| | | | | | Europeans and Anglo-Indians | | Indians. | | Europeans and Anglo-Indians | | Indians. | | Age 14 and over. | | Under 14. | | | |
| | | | Males. | Females. | Males. | Females. | Males. | Females. | Males. | Females. | Males. | Females. | Males. | Females. | Males. | Females. | | |
| 1 | 2 | 3 | 4 | 5 | 6 | 7 | 8 | 9 | 10 | 11 | 12 | 13 | 14 | 15 | 16 | 17 | 18 | |
| | XIV.—CONSTRUCTION OF MEANS OF TRANSPORT —*concld.* | | | | | | | | | | | | | | | | | |
| Landing and shipping warehouses— | TOTAL ... | *2* | *1,127* | *171* | *17* | ... | *34* | ... | *29* | ... | *292* | ... | *712* | *171* | *43* | ... | *Nature of power.* | *State of business.* |
| A ... ... | TOTAL ... ... | 1 | 936 | 160 | 15 | ... | 11 | ... | 29 | ... | 276 | ... | 573 | 160 | 32 | ... | Steam ... ... 1 | (4) 1. |
| | From 400 and over ... ... | 1 | 936 | 160 | 15 | ... | 11 | ... | 29 | ... | 276 | ... | 573 | 160 | 32 | ... | | |
| B ... ... | TOTAL ... ... ... | 1 | 191 | 11 | 2 | ... | 23 | ... | ... | ... | 16 | ... | 139 | 11 | 11 | ... | ..... | (4) 1. |
| | From 200 to 400 ... ... | 1 | 191 | 11 | 2 | ... | 23 | ... | ... | ... | 16 | ... | 139 | 11 | 11 | ... | | |
| Dockyards (boat building)— | TOTAL ... | *1* | *252* | ... | ... | ... | *1* | ... | ... | ... | *248* | .... | *3* | ... | ... | ... | | |
| B ... ... | TOTAL ... ... ... | 1 | 252 | ... | ... | ... | 1 | ... | ... | ... | 248 | ... | 3 | ... | ... | ... | | |
| | From 200 to 400 ... ... | 1 | 252 | ... | ... | ... | 1 | ... | ... | ... | 248 | ... | 3 | ... | ... | ... | ..... | (2) 1. |
| Port Trust workshops— | TOTAL ... | *2* | *420* | ... | *8* | ... | *9* | ... | *69* | ... | *191* | ... | *140* | ... | *3* | ... | | |
| A ... ... | TOTAL ... ... ... | 2 | 420 | ... | 8 | ... | 9 | ... | 69 | ... | 191 | ... | 140 | ... | 3 | ... | | |
| | From 100 to 200 ... ... | 1 | 117 | ... | 2 | ... | 3 | ... | 38 | ... | 46 | ... | 28 | ... | ... | ... | Steam & electricity. 1 | (4) 1. |
| | „ 200 to 400 ... ... | 1 | 303 | ... | 6 | ... | 6 | ... | 31 | ... | 145 | ... | 112 | ... | 3 | ... | Oil & steam ... 1 | (4) 1. |
| Telegraph workshops— | TOTAL ... | *3* | *135* | *3* | *3* | ... | *32* | ... | *3* | ... | *48* | ... | *47* | *3* | *2* | ... | | |
| A ... ... | TOTAL ... ... ... | 1 | 36 | 2 | 1 | ... | 22 | ... | .... | .... | ... | ... | 11 | 2 | 2 | ... | | |
| | From 20 to 50 ... ... | 1 | 36 | 2 | 1 | ... | 22 | ... | .... | .... | ... | ... | 11 | 2 | 2 | ... | Electricity ... ... 1 | (2) 1. |
| B ... ... | TOTAL ... ... ... | 2 | 99 | 1 | 2 | ... | 10 | ... | 3 | ... | 48 | ... | 36 | 1 | ... | ... | | |
| | From 20 to 50 ... ... | 1 | 35 | ... | ... | ... | ... | ... | 1 | ... | 23 | ... | 11 | ... | ... | ... | ..... | (2) 1. |
| | „ 50 to 100 ... ... | 1 | 64 | 1 | 2 | ... | 10 | ... | 2 | ... | 25 | ... | 25 | 1 | ... | ... | ..... | (6) 1. |
| | XV.—PRODUCTION AND TRANSMISSION OF PHYSICAL FORCES. | *4* | *341* | *42* | *7* | ... | *13* | ... | *23* | ... | *95* | ... | *201* | *42* | *2* | ... | | |
| Ice factory— | TOTAL ... | *1* | *54* | *40* | *2* | ... | *3* | ... | *1* | ... | *3* | ... | *45* | *40* | ... | ... | | |
| A ... ... | TOTAL ... ... ... | 1 | 54 | 40 | 2 | ... | 3 | ... | 1 | ... | 3 | ... | 45 | 40 | ... | ... | | |
| | From 50 to 100 ... ... | 1 | 54 | 40 | 2 | ... | 3 | ... | 1 | ... | 3 | ... | 45 | 40 | ... | ... | Steam ... ... 1 | (4) 1. |
| Electric light works— | TOTAL ... | *3* | *287* | *2* | *5* | ... | *10* | ... | *22* | ... | *92* | ... | *156* | *2* | *2* | ... | | |
| A ... ... | TOTAL ... ... ... | 3 | 287 | 2 | 5 | ... | 10 | ... | 22 | ... | 92 | ... | 156 | 2 | 2 | ... | Electricity ... ... 1 | (4) 1. |
| | From 20 to 50 ... ... | 2 | 82 | ... | 1 | ... | 4 | ... | 4 | ... | 51 | ... | 22 | ... | ... | ... | Steam & electricity. 1 | (2) 1. |
| | „ 200 to 400 ... ... | 1 | 205 | 2 | 4 | ... | 6 | ... | 18 | ... | 41 | ... | 134 | 2 | 2 | ... | Steam ... ... 1 | (4) 1. |



This content downloaded from 106.51.163.168 on Wed, 05 Jun 2024 15:15:17 +00:00
All use subject to https://about.jstor.org/terms

# TABLE XV-E.

## Statistics of industries. Part I.—Provincial Summary—*concluded.*

| DESCRIPTION OF FACTORY, MINE, ETC. | CLASSIFICATION OF FACTORY, ETC., ACCORDING TO NUMBER OF PERSONS EMPLOYED (INCLUDING MANAGEMENT). | NUMBER OF FACTORIES. | TOTAL NUMBER OF PERSONS EMPLOYED. | | CLASSIFICATION OF PERSONS EMPLOYED. | | | | | | | | | | | | REMARKS. | |
|---|---|---|---|---|---|---|---|---|---|---|---|---|---|---|---|---|---|---|
| | | | | | DIRECTION, SUPERVISION AND CLERICAL WORK. | | | | SKILLED WORKMEN. | | | | UNSKILLED LABOURERS. | | | | | |
| | | | | | Europeans and Anglo-Indians. | | Indians. | | Europeans and Anglo-Indians. | | Indians. | | Age 14 and over. | | Under 14. | | | |
| | | | Males. | Females. | Males. | Females. | Males. | Females. | Males. | Females. | Males. | Females. | Males. | Females. | Males. | Females. | *Nature of Power.* | *State of business.* |
| 1 | 2 | 3 | 4 | 5 | 6 | 7 | 8 | 9 | 10 | 11 | 12 | 13 | 14 | 15 | 16 | 17 | 18 | |
| | XVI.—INDUSTRIES OF LUXURY. | *55* | *7,234* | *22* | *65* | *2* | *563* | ... | *90* | ... | *5,211* | ... | *1,009* | *19* | *296* | *1* | | |
| Printing presses— | TOTAL ... | *51* | *6,729* | *22* | *53* | *2* | *517* | ... | *85* | ... | *4,859* | ... | *971* | *19* | *244* | *1* | | |
| A ... ... | TOTAL ... ... ... ... | 27 | 5,307 | 16 | 51 | 2 | 409 | ... | 59 | ... | 3,993 | ... | 646 | 14 | 149 | ... | | |
| | From 20 to 50 ... ... | 6 | 190 | ... | 2 | ... | 18 | ... | 1 | ... | 144 | ... | 21 | ... | 4 | ... | Oil engine ... 1<br>Electric motor ... 1<br>Steam ... 1<br>Oil ... ... 1<br>Electricity ... (1) | (4) 1.<br>(4) 1.<br>(6) 1.<br>(4) 1.<br>(4) 1. |
| | „ 50 to 100 ... ... | 7 | 573 | ... | 2 | ... | 115 | ... | ... | ... | 382 | ... | 34 | ... | 40 | ... | Oil ... ... 1 | Not stated (1). |
| | „ 100 to 200 ... ... | 5 | 710 | 6 | 2 | 2 | 73 | ... | 7 | ... | 288 | ... | 309 | 4 | 31 | ... | Electricity ... 1<br>Oil ... ... 5<br>Petroleum engine 1 | (2) 1.<br>(3) 1.<br>(4) 5. |
| | „ 200 to 400 ... ... | 5 | 1,383 | ... | 20 | ... | 88 | ... | 14 | ... | 1,066 | ... | 164 | ... | 31 | ... | Oil ... ... 4<br>Electricity ... 1 | (4) 5. |
| | 400 and over ... ... | 4 | 2,451 | 10 | 25 | ... | 115 | ... | 37 | ... | 2,113 | ... | 118 | 10 | 43 | ... | Oil engine ... 3<br>Oil and gas ... 1<br>Gas ... ... 1 | (2) 1.<br>(3) 1.<br>(4) 3. |
| B ... ... | TOTAL ... ... ... ... | 24 | 1,422 | 6 | 2 | ... | 108 | ... | 26 | ... | 866 | ... | 325 | 5 | 55 | 1 | Electricity ... 2<br>Steam and electricity 1<br>Oil and electricity 1 | (6) 1, (3) 1.<br>(4) 1.<br>(2) 1 |
| | From 20 to 50 ... ... | 16 | 465 | 4 | 1 | ... | 41 | ... | 24 | ... | 306 | ... | 66 | 3 | 27 | 1 | | (2) 2, (3) 1, (4) 11. |
| | „ 50 to 100 ... ... | 4 | 265 | ... | ... | ... | 23 | ... | 1 | ... | 219 | ... | 19 | ... | 3 | ... | | (5) 1, (6) 1. |
| | „ 100 to 200 ... ... | 2 | 242 | 1 | ... | ... | 26 | ... | ... | ... | 38 | ... | 113 | 1 | 65 | ... | | (4) 3, (2) 1. |
| | „ 200 to 400 ... ... | 2 | 450 | 1 | 1 | ... | 18 | ... | 1 | ... | 303 | ... | 127 | 1 | ... | ... | | (4) 2. |
| Jewellery work-shops— | TOTAL ... | *2* | *398* | ... | *10* | ... | *42* | ... | *5* | ... | *268* | ... | *31* | ... | *42* | ... | | (4) 1, (2) 1. |
| A ... ... | TOTAL ... ... ... ... | 1 | 291 | ... | 10 | ... | 37 | ... | 5 | ... | 208 | ... | 31 | ... | ... | ... | | |
| | From 200 to 400 ... ... | 1 | 291 | ... | 10 | ... | 37 | ... | 5 | ... | 208 | ... | 31 | ... | ... | ... | | |
| B ... ... | TOTAL ... ... ... ... | 1 | 107 | ... | ... | ... | 5 | ... | ... | ... | 60 | ... | ... | ... | 42 | ... | Electricity ... 1 | (4) 1. |
| | From 100 to 200 ... ... | 1 | 107 | ... | ... | ... | 5 | ... | ... | ... | 60 | ... | ... | ... | 42 | ... | | |
| Games and sports works— | TOTAL ... | *1* | *53* | ... | *2* | ... | *3* | ... | ... | ... | *41* | ... | *7* | ... | ... | ... | | (6) 1. |
| B ... ... | TOTAL ... ... ... ... | 1 | 53 | ... | 2 | ... | 3 | ... | ... | ... | 41 | ... | 7 | ... | ... | ... | | |
| | From 50 to 100 ... ... | 1 | 53 | ... | 2 | ... | 3 | ... | ... | ... | 41 | ... | 7 | ... | ... | ... | | |
| Book binding— | TOTAL ... | *1* | *54* | ... | ... | ... | *1* | ... | ... | ... | *43* | ... | ... | ... | *10* | ... | | (4) 1. |
| B ... ... | TOTAL ... ... ... ... | 1 | 54 | ... | ... | ... | 1 | ... | ... | ... | 43 | ... | ... | ... | 10 | ... | | |
| | From 50 to 100 ... ... | 1 | 54 | ... | ... | ... | 1 | ... | ... | ... | 43 | ... | ... | ... | 10 | ... | | (3) 1. |

This content downloaded from 106.51.163.168 on Wed, 05 Jun 2024 15:15:17 +00:00
All use subject to https://about.jstor.org/terms

# TABLE XV-E

## STATISTICS OF INDUSTRIES.

## PART II.—DISTRIBUTION BY DISTRICTS.



This content downloaded from
106.51.163.168 on Wed, 05 Jun 2024 15:15:17 +00:00
All use subject to https://about.jstor.org/terms

# TABLE XV-E.

## Statistics of industries. Part II.—Distribution by districts.

| DESCRIPTION OF FACTORY, MINE, ETC. | DISTRICT. | NUMBER OF FACTORIES. | CLASSIFICATION OF PERSONS EMPLOYED. | | | | | | | | | | | | | |
|---|---|---|---|---|---|---|---|---|---|---|---|---|---|---|---|---|
| | | | TOTAL NUMBER OF PERSONS EMPLOYED. | DIRECTION, SUPERVISION AND CLERICAL WORK. | | | | SKILLED WORKMEN. | | | | UNSKILLED LABOURERS. | | | | |
| | | | | Europeans and Anglo-Indians. | | Indians. | | Europeans and Anglo-Indians. | | Indians. | | Age 14 and over. | | Under 14. | | |
| | | | Males. | Females. | Males. | Females. | Males. | Females. | Males. | Females. | Males. | Females. | Males. | Females. | Males. | Females. |
| 1 | 2 | 3 | 4 | 5 | 6 | 7 | 8 | 9 | 10 | 11 | 12 | 13 | 14 | 15 | 16 | 17 |
| | PROVINCE ... | 867 | 100,857 | 30,777 | 934 | 13 | 5,603 | 118 | 1,298 | 139 | 35,659 | 4,045 | 48,761 | 22,253 | 8,602 | 4,209 |
| | I.—GROWING OF SPECIAL PRODUCTS. | 203 | 19,645 | 15,795 | 235 | . | 673 | 40 | 29 | ... | 619 | 363 | 16,278 | 12,717 | 1,811 | 2,675 |
| | TOTAL ... | 17 | 2,716 | 1,536 | 31 | ... | 27 | .. | 2 | ... | 13 | ... | 2,433 | 1,357 | 210 | 179 |
| Tea plantations ... ... ... | Nilgiris ... ... ... ... ... | 7 | 490 | 319 | 10 | ... | 12 | ... | ... | .. | 7 | ... | 409 | 290 | 52 | 29 |
| | Malabar ... ... ... ... ... | 10 | 2,226 | 1,217 | 21 | ... | 15 | ... | 2 | .. | 6 | .. | 2,024 | 1,067 | 158 | 150 |
| | TOTAL ... | 12 | 2,103 | 1,151 | 21 | .. | 34 | .. | 16 | ... | 102 | 4 | 1,816 | 1,004 | 114 | 143 |
| Tea factory and plantations ... | Nilgiris ... ... ... ... ... | 11 | 1,855 | 1,083 | 19 | .. | 32 | .. | 16 | ... | 102 | 4 | 1,572 | 936 | 114 | 143 |
| | Malabar ... ... ... ... ... | 1 | 248 | 68 | 2 | .. | 2 | .. | ... | ... | ... | ... | 244 | 68 | ... | ... |
| | TOTAL ... | 11 | 491 | 220 | 8 | ... | 40 | 12 | 3 | ... | 88 | 24 | 265 | 144 | 87 | 40 |
| Tea factories ... ... ... | Nilgiris ... ... ... ... ... | 6 | 330 | 171 | 5 | .. | 32 | 12 | 2 | ... | 61 | 12 | 156 | 109 | 74 | 38 |
| | Malabar ... ... ... ... ... | 5 | 161 | 49 | 3 | .. | 8 | ... | 1 | ... | 27 | 12 | 109 | 35 | 13 | 2 |
| Cinchona and tea plantation ... | Nilgiris ... ... ... ... ... | 1 | 38 | 27 | ... | ... | 2 | ... | ... | ... | ... | ... | 20 | ... | 16 | 27 |
| Tea and rubber plantation ... | Malabar ... ... ... ... ... | 1 | 86 | 80 | 1 | ... | ... | ... | ... | ... | ... | ... | 85 | 55 | ... | 25 |
| | TOTAL ... | 104 | 7,744 | 5,598 | 79 | ... | 259 | 13 | 5 | ... | 166 | 78 | 6,356 | 4,523 | 879 | 984 |
| Coffee plantations ... ... ... | Salem ... ... ... ... ... | 10 | 1,386 | 1,651 | 33 | ... | 59 | 11 | 2 | .. | 59 | 52 | 1,048 | 1,385 | 185 | 203 |
| | Coimbatore ... ... ... ... ... | 7 | 1,910 | 1,347 | 14 | ... | 99 | ... | 2 | .. | 70 | ... | 1,460 | 956 | 265 | 391 |
| | Madura ... ... ... ... ... | 10 | 401 | 404 | 4 | ... | 13 | 1 | ... | ... | 1 | ... | 328 | 336 | 55 | 67 |
| | Nilgiris ... ... ... ... ... | 31 | 2,961 | 1,500 | 17 | ... | 81 | 1 | ... | ... | 26 | 25 | 2,601 | 1,275 | 236 | 199 |
| | Malabar ... ... ... ... ... | 16 | 1,086 | 696 | 11 | ... | 7 | ... | 1 | ... | 10 | 1 | 919 | 571 | 138 | 124 |
| | TOTAL ... | 3 | 254 | 141 | 4 | ... | 17 | ... | ... | ... | 1 | ... | 204 | 123 | 28 | 18 |
| Tea and coffee plantations ... | Nilgiris ... ... ... ... ... | 2 | 199 | 112 | 2 | ... | 14 | ... | ... | ... | 1 | ... | 154 | 94 | 28 | 18 |
| | Malabar ... ... ... ... ... | 1 | 55 | 29 | 2 | ... | 3 | ... | ... | ... | ... | ... | 50 | 29 | ... | ... |
| | TOTAL ... | 3 | 921 | 362 | 15 | .. | 43 | ... | 1 | ... | 1 | ... | 839 | 316 | 22 | 46 |
| Tea, coffee and pepper plantation. | Nilgiris ... ... ... ... ... | 2 | 696 | 320 | 12 | ... | 40 | ... | 1 | ... | 1 | ... | 620 | 274 | 22 | 46 |
| Coffee works ... ... ... | Malabar ... ... ... ... ... | 1 | 225 | 42 | 3 | .. | 3 | ... | ... | ... | ... | ... | 219 | 42 | ... | ... |
| | Malabar ... ... ... ... ... | 1 | 60 | 391 | 1 | .. | 1 | ... | ... | ... | 9 | 1 | 45 | 352 | 4 | 38 |
| | TOTAL ... | 9 | 846 | 3,414 | 16 | ... | 83 | 5 | ... | ... | 48 | 8 | 648 | 2,746 | 51 | 655 |
| Coffee curing works ... ... | Malabar ... ... ... ... ... | 4 | 495 | 1,252 | 6 | .. | 35 | 5 | ... | ... | 33 | 3 | 405 | 1,244 | 10 | ... |
| | South Canara ... ... ... ... ... | 5 | 351 | 2,162 | 10 | ... | 48 | ... | ... | ... | 15 | 5 | 243 | 1,502 | 35 | 655 |

This content downloaded from 106.51.163.168 on Wed, 05 Jun 2024 15:15:17 +00:00
All use subject to https://about.jstor.org/terms

# TABLE XV-E.

## Statistics of industries. Part II.—Distribution by districts—*continued.*

| DESCRIPTION OF FACTORY MINE, ETC. | DISTRICT. | NUMBER OF FACTORIES | TOTAL NUMBER OF PERSONS EMPLOYED. | CLASSIFICATION OF PERSONS EMPLOYED. | | | | | | | | | |
|---|---|---|---|---|---|---|---|---|---|---|---|---|---|
| | | | | DIRECTION, SUPERVISION AND CLERICAL WORK. | | | | SKILLED WORKMEN. | | | | UNSKILLED LABOURERS. | |
| | | | | Europeans and Anglo-Indians. | | Indians. | | Europeans and Anglo-Indians. | | Indians. | | Age 14 and over. | Under 14. |
| | | | | Males. | Females. | Males. | Females. | Males. | Females. | Males. | Females. | Males. | Females. | Males. | Females. |
| 1 | 2 | 3 | 4 | 5 | 6 | 7 | 8 | 9 | 10 | 11 | 12 | 13 | 14 | 15 | 16 | 17 |
| | I.—GROWING OF SPECIAL PRODUCTS—*concld.* | | | | | | | | | | | | | | | |
| Coffee curing and manure works ... | Coimbatore ... ... ... ... | 2 | 139 | 447 | 2 | ... | 16 | 6 | 1 | ... | 9 | ... | 76 | 285 | 35 | 156 |
| | TOTAL ... | *3* | *107* | *76* | *1* | .. | *5* | ... | ... | ... | *2* | ... | *74* | *45* | *25* | *31* |
| Coffee pulper houses ... ... | Madura ... ... ... ... ... | 2 | 70 | 73 | 1 | ... | 3 | ... | ... | ... | ... | ... | 48 | 45 | 18 | 28 |
| | Nilgiris ... ... ... ... ... | 1 | 37 | 3 | ... | ... | 2 | ... | ... | ... | 2 | ... | 26 | .. | 7 | 3 |
| | TOTAL ... | *5* | *123* | *925* | *3* | ... | *26* | *3* | ... | ... | *17* | *50* | *72* | *718* | *5* | *154* |
| Coffee garbling ... ... ... | Malabar .. ... ... ... ... | 2 | 61 | 195 | 3 | ... | 17 | 2 | .. | ... | 17 | 50 | 24 | 95 | ... | 48 |
| | South Canara ... ... ... ... | 3 | 62 | 730 | ... | ... | 9 | 1 | .. | ... | ... | ... | 48 | 623 | 5 | 106 |
| Coffee roasting, grinding, etc. ... | Coimbatore ... ... ... ... | 1 | 40 | 1 | 1 | ... | 8 | ... | .. | ... | 14 | ... | 8 | 1 | 9 | ... |
| Cinchona plantations ... ... | Nilgiris ... ... ... ... ... | 3 | 270 | 113 | 3 | ... | 5 | ... | | ... | 11 | ... | 222 | 108 | 29 | 5 |
| | TOTAL ... | *15* | *2,368* | *656* | *21* | ... | *26* | | | ... | *100* | *77* | *2,030* | *496* | *191* | *83* |
| Rubber plantations ... ... ... | Coimbatore ... ... ... ... | 1 | 230 | 100 | 2 | ... | 1 | ... | ... | ... | 9 | ... | 171 | 82 | 47 | 18 |
| | Nilgiris ... ... ... ... ... | 1 | 523 | 62 | 2 | ... | 1 | ... | ... | ... | ... | ... | 500 | 50 | 20 | 12 |
| | Malabar ... ... ... ... ... | 13 | 1,615 | 494 | 17 | ... | 24 | ... | ... | ... | 91 | 77 | 1,359 | 364 | 124 | 53 |
| Cardamom curing house ... | Coimbatore ... ... ... ... | 1 | 123 | 123 | 1 | ... | ... | ... | ... | ... | ... | ... | 105 | 101 | 17 | 22 |
| General produce works ... | Malabar ... ... ... ... | 1 | 421 | 161 | 24 | ... | 62 | 1 | ... | ... | ... | ... | 292 | 134 | 43 | 26 |
| General produce curing yard ... | Malabar ... ... ... ... | 1 | 292 | 86 | ... | ... | 8 | ... | ... | ... | ... | 61 | 265 | 20 | 21 | 5 |
| | TOTAL ... | *5* | *113* | *135* | ... | ... | *8* | ... | ... | ... | *6* | ... | *81* | *106* | *18* | *29* |
| Casuarina plantations ... ... | South Arcot ... ... ... ... | 1 | 58 | 67 | ... | ... | 5 | ... | ... | ... | ... | ... | 35 | 38 | 18 | 20 |
| | Pudukkóttai ... ... ... ... | 4 | 55 | 68 | ... | ... | 3 | ... | ... | ... | 6 | ... | 46 | 68 | ... | ... |
| Cinnamon plantation ... ... | Malabar ... ... ... ... ... | 1 | 86 | 70 | 1 | ... | 4 | ... | ... | ... | 32 | 60 | 51 | 10 | ... | ... |
| Pepper estates ... ... ... | Malabar ... ... ... ... ... | 3 | 302 | 82 | 2 | ... | 1 | ... | 1 | ... | ... | ... | 291 | 73 | 7 | 9 |
| | II.—MINES. | *48* | *4,886* | *3,446* | *32* | ... | *138* | *3* | *18* | | *1,170* | *1,115* | *3,201* | *2,010* | *327* | *318* |
| Mica mines ... ... ... | Nellore ... ... ... ... | 30 | 1,500 | 1321 | 3 | ... | 78 | 3 | 1 | ... | 727 | 401 | 579 | 783 | 112 | 134 |





This content downloaded from 106.51.163.168 on Wed, 05 Jun 2024 15:15:17 +00:00
All use subject to https://about.jstor.org/terms

# TABLE XV-E.

## Statistics of industries. Part II.—Distribution by districts—*continued.*

| DESCRIPTION OF FACTORY, MINE, ETC. | DISTRICT | NUMBER OF FACTORIES. | CLASSIFICATION OF PERSONS EMPLOYED: TOTAL NUMBER OF PERSONS EMPLOYED. | | DIRECTION, SUPERVISION AND CLERICAL WORK. | | | | SKILLED WORKMEN. | | | | UNSKILLED LABOURERS. | | | |
|---|---|---|---|---|---|---|---|---|---|---|---|---|---|---|---|---|
| | | | | | Europeans and Anglo-Indians. | | Indians. | | Europeans and Anglo-Indians. | | Indians. | | Europeans and Anglo-Indians. | | Indians. | |
| | | | Males. | Females. | Males. | Females. | Males. | Females. | Males. | Females. | Males. | Females. | Males. | Females. | Males. | Females. |
| 1 | 2 | 3 | 4 | 5 | 6 | 7 | 8 | 9 | 10 | 11 | 12 | 13 | 14 | 15 | 16 | 17 |
| | II.—MINES—*concld.* | | | | | | | | | | | | | | | |
| | TOTAL ... | *5* | *1,993* | *1,106* | *15* | ... | *23* | ... | *1* | ... | *58* | *1* | *1,747* | *941* | *149* | *164* |
| Manganese mines ... ... | Vizagapatam ... ... ... ... ... | 3 | 1,254 | 690 | 8 | ... | 15 | ... | 1 | ... | 35 | 1 | 1,080 | 585 | 115 | 104 |
| | Sandúr ... ... ... ... ... | 2 | 739 | 416 | 7 | ... | 8 | ... | ... | ... | 23 | ... | 667 | 356 | 34 | 60 |
| Gold mines ... ... ... ... | Anantapur ... ... ... ... | 3 | 955 | 76 | 10 | ... | 5 | ... | 11 | ... | 237 | ... | 684 | 76 | 58 | 2 |
| Graphite mines ... ... | Vizagapatam ... ... ... ... | 1 | 13 | 12 | .. | .. | .. | .. | .. | .. | 2 | .. | 10 | 10 | 1 | 2 |
| Magnesite mines and works ... ... | Salem ... ... ... ... ... | 1 | 267 | 216 | 4 | ... | 20 | ... | 5 | ... | 7 | ... | 224 | 200 | 7 | 16 |
| Mica splitting factories ... ... | Nellore ... ... ... ... ... | 8 | 168 | 713 | ... | ... | 12 | ... | ... | ... | 139 | 713 | 7 | ... | ... | ... |
| | III.—QUARRIES OF HARD ROCKS. *Nil.* | | | | | | | | | | | | | | | |
| | IV.—TEXTILE INDUSTRIES. | *78* | *19,363* | *4,557* | *93* | *1* | *873* | *9* | *19* | .. | *9,608* | *1,818* | *5,982* | *2,267* | *2,788* | *462* |
| | (a) *Cotton.* | | | | | | | | | | | | | | | |
| | TOTAL ... | *20* | *928* | *542* | *2* | ... | *127* | *1* | ... | ... | *254* | *35* | *508* | *483* | *37* | *23* |
| Cotton ginning mills ... ... | Gódávari ... ... ... ... ... | 2 | 40 | 41 | ... | ... | 7 | ... | ... | ... | 21 | ... | 12 | 41 | ... | ... |
| | Guntúr ... ... ... ... ... | 5 | 100 | 94 | ... | ... | 41 | ... | .. | ... | 14 | 15 | 29 | 62 | 16 | 17 |
| | Bellary ... ... ... .. ... | 4 | 191 | 143 | ... | ... | 17 | 1 | ... | ... | 22 | 20 | 152 | 122 | ... | ... |
| | Anantapur ... ... ... ... | 1 | 35 | 3 | ... | .. | 1 | ... | ... | ... | 14 | ... | 19 | 3 | 1 | ... |
| | Coimbatore ... ... ... ... | 1 | 27 | 36 | ... | .. | 4 | ... | ... | ... | 2 | ... | 21 | 36 | ... | ... |
| | Trichinopoly ... ... ... ... | 1 | 28 | 26 | ... | .. | 10 | ... | ... | ... | 4 | ... | 10 | 20 | 4 | 6 |
| | Rámnád ... ... ... ... | 4 | 353 | 176 | 2 | ... | 39 | ... | ... | ... | 105 | ... | 207 | 176 | ... | ... |
| | Tinnevelly ... ... ... ... | 2 | 154 | 23 | ... | ... | 8 | ... | ... | ... | 72 | ... | 58 | 23 | 16 | ... |
| | TOTAL ... | *11* | *515* | *374* | *9* | ... | *69* | ... | *2* | ... | *91* | *1* | *336* | *370* | *8* | *3* |
| Cotton pressing mills ... ... | Guntúr ... ... ... ... ... | 3 | 150 | 104 | 1 | .. | 16 | ... | 1 | ... | 19 | ... | 109 | 101 | 4 | 3 |
| | Bellary ... ... ... ... ... | 4 | 143 | 118 | 1 | .. | 18 | ... | ... | ... | 16 | 1 | 105 | 117 | 3 | ... |
| | Anantapur ... ... ... ... | 1 | 29 | 13 | ... | ... | 1 | ... | ... | ... | 8 | ... | 19 | 13 | 1 | ... |
| | Rámnád ... ... ... ... | 1 | 60 | 24 | 2 | ... | 8 | ... | 1 | ... | 8 | ... | 41 | 24 | ... | ... |
| | Tinnevelly ... ... ... ... | 2 | 133 | 115 | 5 | ... | 26 | ... | ... | ... | 40 | ... | 63 | 115 | ... | ... |
| | TOTAL ... | *10* | *381* | *174* | *5* | ... | *68* | ... | *2* | ... | *113* | ... | *192* | *174* | *1* | ... |
| Cotton ginning and pressing mills. | Guntúr ... ... ... ... ... | 1 | 29 | 45 | ... | ... | 1 | ... | ... | ... | 7 | ... | 21 | 45 | ... | ... |
| | Bellary ... ... ... ... ... | 2 | 50 | 35 | ... | ... | 7 | ... | ... | ... | 6 | ... | 36 | 35 | 1 | ... |
| | Coimbatore ... ... ... ... | 2 | 33 | 40 | 1 | ... | 5 | ... | 2 | ... | 2 | ... | 23 | 40 | ... | ... |
| | Rámnád ... ... ... ... | 3 | 191 | 53 | 2 | ... | 40 | ... | ... | ... | 62 | ... | 87 | 53 | ... | ... |
| | Tinnevelly ... ... ... ... | 2 | 78 | 1 | 2 | ... | 15 | ... | ... | ... | 36 | ... | 25 | 1 | ... | ... |



This content downloaded from 106.51.163.168 on Wed, 05 Jun 2024 15:15:17 +00:00
All use subject to https://about.jstor.org/terms

# TABLE XV-E.

## Statistics of industries. Part II.—Distribution by districts—*continued.*

| DESCRIPTION OF FACTORY, MINE, ETC. | DISTRICT. | NUMBER OF FACTORIES. | TOTAL NUMBER OF PERSONS EMPLOYED. | CLASSIFICATION OF PERSONS EMPLOYED. | | | | | | | | | | | | | |
|---|---|---|---|---|---|---|---|---|---|---|---|---|---|---|---|---|---|
| | | | | DIRECTION, SUPERVISION AND CLERICAL WORK. | | | | SKILLED WORKMEN. | | | | UNSKILLED WORKMEN. | | | | | |
| | | | | Europeans and Anglo-Indians. | | Indians. | | Europeans and Anglo-Indians. | | Indians. | | Age 14 and over. | | Under 14. | | | |
| | | | Males. | Females. | Males. | Females. | Males. | Females. | Males. | Females. | Males. | Females. | Males. | Females. | Males. | Females. | Males. | Females. |
| 1 | 2 | 3 | 4 | 5 | 6 | 7 | 8 | 9 | 10 | 11 | 12 | 13 | 14 | 15 | 16 | | | |
| | IV.—TEXTILE INDUSTRIES—*cont.* | | | | | | | | | | | | | | | | | |
| | (a) *Cotton—concld.* | | | | | | | | | | | | | | | | | |
| | TOTAL | *6* | *3,982* | *1,758* | *17* | ... | *199* | ... | *2* | ... | *2,578* | *1,203* | *933* | *359* | *253* | *196* | | |
| Cotton spinning mills ... | Madras ... ... ... ... ... ... | 1 | 438 | 83 | ... | ... | 18 | ... | ... | ... | 365 | 52 | 35 | 3 | 20 | ... | | |
| | Coimbatore ... ... ... ... ... | 1 | 491 | 148 | 1 | ... | 11 | ... | 2 | ... | 17 | ... | 415 | 139 | 45 | 9 | | |
| | Madura ... ... ... ... ... ... | 1 | 1,039 | 414 | 6 | ... | 25 | ... | ... | ... | 881 | 371 | 127 | 43 | ... | ... | | |
| | Tinnevelly ... ... ... ... ... ... | 3 | 2,014 | 1,113 | 10 | ... | 145 | ... | ... | ... | 1,315 | 780 | 356 | 146 | 188 | 187 | | |
| | TOTAL ... | *5* | *933* | *491* | *6* | *1* | *76* | *3* | ... | ... | *659* | *435* | *190* | *52* | *2* | ... | | |
| Cotton weaving mills ... ... | Cuddapah ... ... ... ... ... ... | 1 | 22 | 6 | ... | ... | 1 | ... | ... | ... | 14 | ... | 5 | 6 | 2 | ... | | |
| | Coimbatore ... ... ... ... ... ... | 1 | 73 | 13 | ... | ... | 29 | ... | ... | ... | 14 | 2 | 30 | 11 | ... | ... | | |
| | Malabar ... ... ... ... ... ... | 2 | 734 | 422 | 6 | 1 | 39 | 3 | ... | ... | 542 | 383 | 147 | 35 | ... | ... | | |
| | South Canara ... ... ... ... ... | 1 | 104 | 50 | ... | ... | 7 | ... | ... | ... | 89 | 50 | 8 | ... | ... | ... | | |
| | TOTAL ... | *5* | *11,658* | *966* | *48* | ... | *289* | *5* | *1* | ... | *5,203* | ... | *3,682* | *739* | *2,435* | *222* | | |
| Cotton spinning and weaving mills. | Madras ... ... ... ... ... ... | 3 | 9,675 | 366 | 38 | ... | 209 | ... | ... | ... | 5,186 | ... | 2,338 | 316 | 2,106 | 50 | | |
| | Coimbatore ... ... ... ... ... | 1 | 1,370 | 584 | 10 | ... | 70 | 5 | 1 | ... | 7 | ... | 965 | 407 | 317 | 172 | | |
| | Malabar ... ... ... ... ... ... | 1 | 413 | 16 | ... | ... | 10 | ... | ... | ... | 10 | ... | 381 | 16 | 12 | ... | | |
| | TOTAL ... | *21* | *966* | *252* | *6* | ... | *45* | ... | *12* | ... | *710* | *144* | *141* | *90* | *52* | *18* | | |
| Cotton handloom factories | Vizagapatam ... ... ... ... ... | 1 | 50 | 12 | ... | ... | 1 | ... | ... | ... | 45 | 11 | 4 | 1 | ... | ... | | |
| | Madras ... ... ... ... ... ... | 4 | 162 | 36 | 3 | ... | 3 | ... | 12 | ... | 101 | 26 | 41 | 10 | 2 | ... | | |
| | North Arcot ... ... ... ... ... | 1 | 40 | 25 | ... | ... | 1 | ... | ... | ... | 39 | 25 | ... | ... | ... | ... | | |
| | Madura ... ... ... ... ... ... | 2 | 68 | 4 | ... | ... | 14 | ... | ... | ... | 37 | 4 | 8 | ... | 9 | ... | | |
| | Malabar ... ... ... ... ... ... | 8 | 392 | 114 | 3 | ... | 18 | ... | ... | ... | 295 | 74 | 69 | 40 | 7 | ... | | |
| | South Canara ... ... ... ... ... | 5 | 254 | 61 | ... | ... | 8 | ... | ... | ... | 193 | 4 | 19 | 39 | 34 | 18 | | |
| | (b) *Jute, hemp, etc.* | *22* | *2,658* | *818* | *16* | ... | *139* | ... | *4* | ... | *429* | *223* | *1,651* | *420* | *419* | *175* | | |
| | TOTAL ... | *6* | *175* | *6* | ... | ... | *12* | ... | ... | ... | *7* | ... | *147* | *6* | *9* | ... | | |
| Jute presses ... ... ... ... | Ganjám ... ... ... ... ... ... | 1 | 30 | ... | ... | ... | 1 | ... | ... | ... | ... | ... | 29 | ... | ... | ... | | |
| | Gódávari ... ... ... ... ... | 2 | 76 | 3 | ... | ... | 7 | ... | ... | ... | 4 | ... | 62 | 3 | 3 | ... | | |
| | Guntúr ... ... ... ... ... ... | 2 | 50 | ... | ... | ... | ... | ... | ... | ... | 2 | ... | 42 | 6 | ... | ... | | |
| | Madras ... ... ... ... ... ... | 1 | 19 | 3 | ... | ... | 1 | ... | ... | ... | 1 | ... | 14 | 3 | ... | ... | | |
| | TOTAL ... | *2* | *1,460* | *358* | *5* | ... | *66* | ... | *3* | ... | *197* | *55* | *981* | *248* | *208* | *55* | | |
| Jute mills ... ... ... ... | Vizagapatam ... ... ... ... ... | 1 | 998 | 189 | 4 | ... | 49 | ... | ... | ... | 37 | ... | 841 | 188 | 67 | 1 | | |
| | Kistna ... ... ... ... ... ... | 1 | 462 | 169 | 1 | ... | 17 | ... | 3 | ... | 160 | 55 | 140 | 60 | 141 | 54 | | |



This content downloaded from 106.51.163.168 on Wed, 05 Jun 2024 15:15:17 +00:00
All use subject to https://about.jstor.org/terms

# TABLE XV-E.

## Statistics of industries. Part II.—Distribution by districts—*continued*.

| DESCRIPTION OF FACTORY, MINE, ETC. | DISTRICT. | NUMBER OF FACTORIES. | TOTAL NUMBER OF PERSONS EMPLOYED. | CLASSIFICATION OF PERSONS EMPLOYED. | | | | | | | | | | | |
|---|---|---|---|---|---|---|---|---|---|---|---|---|---|---|---|
| | | | | DIRECTION, SUPERVISION AND CLERICAL WORK. | | | | SKILLED WORKMEN. | | | | UNSKILLED LABOURERS. | | | |
| | | | | Europeans and Anglo-Indians. | | Indians. | | Europeans and Anglo-Indians. | | Indians. | | Age 14 and over. | | Under 14. | |
| | | | | Males. | Females. | Males. | Females. | Males. | Females. | Males. | Females. | Males. | Females. | Males. | Females. |
| 1 | 2 | 3 | 4 | 5 | 6 | 7 | 8 | 9 | 10 | 11 | 12 | 13 | 14 | 15 | 16 | 17 |
| **IV.—TEXTILE INDUSTRIES—*concld.*** | | | | | | | | | | | | | | | | |
| (b) *Jute, hemp, etc.—concld.* | | | | | | | | | | | | | | | | |
| Rope works | Gódávari | 1 | 37 | 9 | ... | ... | 1 | ... | ... | ... | 1 | ... | 35 | 8 | ... | 1 |
| Senna press | Tinnevelly | 1 | 27 | ... | ... | ... | 5 | ... | ... | ... | 2 | ... | 20 | ... | ... | ... |
| Coir yarn sorting | Malabar | 2 | 440 | 218 | 4 | ... | 12 | ... | ... | ... | 33 | 34 | 346 | 148 | 45 | 41 |
| Coir yarn presses | Do. | 3 | 107 | ... | 6 | ... | 10 | ... | 1 | ... | 26 | ... | 64 | ... | ... | ... |
| | TOTAL | *5* | *135* | *149* | ... | ... | *17* | ... | ... | ... | *52* | *123* | *45* | *10* | *21* | *16* |
| Palmyra fibre factories (dressing, dyeing, cleaning, etc.). | Tinnevelly | 4 | 91 | 139 | ... | ... | 14 | ... | ... | ... | 52 | 123 | 10 | ... | 15 | 16 |
| | Malabar | 1 | 44 | 10 | ... | ... | 3 | ... | ... | ... | ... | ... | 35 | 10 | 6 | ... |
| Palmyra fibre godown | Tinnevelly | 1 | 10 | 16 | ... | ... | 1 | ... | ... | ... | 8 | 11 | ... | ... | 1 | 5 |
| Coir mat and matting factory | Malabar | 1 | 267 | 62 | 1 | ... | 15 | ... | ... | ... | 103 | ... | 13 | 5 | 135 | 57 |
| (c) *Others* | | *9* | *246* | *294* | ... | ... | *31* | ... | ... | ... | *170* | *188* | *36* | *104* | *9* | *2* |
| Dye works | Madura | 8 | 221 | 294 | ... | ... | 31 | ... | ... | ... | 145 | 188 | 36 | 104 | 9 | 2 |
| Embroidery works | Madras | 1 | 25 | ... | ... | ... | ... | ... | ... | ... | 25 | ... | ... | ... | ... | ... |
| **V.—LEATHER AND OTHER INDUSTRIES.** | | *70* | *4,275* | *300* | *5* | ... | *330* | *6* | *11* | ... | *1,837* | *23* | *1,521* | *242* | *571* | *29* |
| | TOTAL | *66* | *4,118* | *296* | *3* | ... | *319* | *6* | *9* | ... | *1,734* | *23* | *1,495* | *238* | *558* | *29* |
| Tanneries | Ganjám | 2 | 100 | ... | ... | ... | 6 | ... | ... | ... | 4 | ... | 70 | ... | 20 | ... |
| | Gódávari | 1 | 68 | 12 | ... | ... | ... | ... | 1 | ... | 3 | ... | 61 | 8 | 3 | 4 |
| | Cuddapah | 1 | 29 | 1 | ... | ... | 1 | ... | ... | ... | 24 | ... | 3 | 1 | 1 | ... |
| | Bellary | 5 | 423 | 70 | ... | ... | 18 | ... | ... | ... | 202 | ... | 160 | 63 | 43 | 7 |
| | Anantapur | 1 | 116 | 36 | ... | ... | 6 | ... | ... | ... | 6 | ... | 98 | 36 | 6 | ... |
| | Madras | 2 | 87 | 3 | 1 | ... | 8 | ... | ... | ... | 60 | 2 | 6 | 1 | 12 | ... |
| | Chingleput | 28 | 1,838 | 121 | 2 | ... | 170 | 6 | 8 | ... | 804 | 19 | 541 | 83 | 313 | 13 |
| | North Arcot | 8 | 479 | 21 | ... | ... | 72 | ... | ... | ... | 177 | 2 | 164 | 17 | 66 | 2 |
| | Coimbatore | 1 | 68 | 4 | ... | ... | 6 | ... | ... | ... | 45 | ... | 17 | 4 | ... | ... |
| | Tanjore | 1 | 75 | 5 | ... | ... | 3 | ... | ... | ... | ... | ... | 58 | 4 | 14 | 1 |
| | Trichinopoly | 14 | 748 | 22 | ... | ... | 18 | ... | ... | ... | 368 | ... | 287 | 20 | 75 | 2 |
| | Tinnevelly | 2 | 87 | 1 | ... | ... | 11 | ... | ... | ... | 41 | ... | 30 | 1 | 5 | ... |
| | TOTAL | *2* | *68* | *4* | *2* | ... | *9* | ... | *2* | ... | *38* | ... | *17* | *4* | ... | ... |
| Leather factories | Gódávari | 1 | 40 | 4 | ... | ... | 2 | ... | ... | ... | 31 | ... | 7 | 4 | ... | ... |
| Button and comb factories | Madras | 1 | 28 | ... | 2 | ... | 7 | ... | 2 | ... | 7 | ... | 10 | ... | ... | ... |
| | Madras | 2 | 89 | ... | ... | ... | 2 | ... | ... | ... | 65 | ... | 9 | ... | 13 | ... |



This content downloaded from 106.51.163.168 on Wed, 05 Jun 2024 15:15:17 +00:00
All use subject to https://about.jstor.org/terms

# TABLE XV-E.

## Statistics of industries. Part II.—Distribution by districts—*continued.*

| DESCRIPTION OF FACTORY, MINE, ETC. | DISTRICT. | NUMBER OF FACTORIES. | TOTAL NUMBER OF PERSONS EMPLOYED. | | CLASSIFICATION OF PERSONS EMPLOYED. | | | | | | | | | | | |
|---|---|---|---|---|---|---|---|---|---|---|---|---|---|---|---|---|
| | | | | | DIRECTION, SUPERVISION AND CLERICAL WORK. | | | | SKILLED WORKMEN. | | | | UNSKILLED LABOURERS. | | | |
| | | | | | Europeans and Anglo-Indians. | | Indians. | | Europeans and Anglo-Indians. | | Indians. | | Age 14 and over. | | Under 14. | |
| | | | Males. | Females. | Males. | Females. | Males. | Females. | Males. | Females. | Males. | Females. | Males. | Females. | Males. | Females. |
| 1 | 2 | 3 | 4 | 5 | 6 | 7 | 8 | 9 | 10 | 11 | 12 | 13 | 14 | 15 | 16 | 17 |
| VI.—WOOD INDUSTRIES | ... | *21* | *1,722* | *46* | *11* | *1* | *164* | *1* | *1* | ... | *644* | *30* | *735* | *14* | *167* | ... |
| | TOTAL ... | *15* | *1,429* | *46* | *6* | *1* | *106* | *1* | *1* | ... | *587* | *30* | *567* | *14* | *162* | ... |
| Carpentry works ... ... ... | Nellore ... ... ... ... ... | 2 | 81 | ... | ... | ... | 5 | ... | ... | ... | 57 | ... | 14 | ... | 5 | ... |
| | Madras ... ... ... ... ... | 6 | 760 | 8 | 3 | 1 | 48 | ... | 1 | ... | 132 | ... | 447 | 7 | 129 | ... |
| | North Arcot ... ... ... ... | 2 | 104 | 1 | 1 | ... | 4 | ... | ... | ... | 89 | ... | 6 | 1 | 4 | ... |
| | Trichinopoly ... ... ... ... | 3 | 265 | 6 | 2 | ... | 26 | ... | ... | ... | 120 | ... | 93 | 6 | 24 | ... |
| | Madura ... ... ... ... | 1 | 86 | ... | ... | ... | 11 | ... | ... | ... | 68 | ... | 7 | ... | ... | ... |
| | Tinnevelly ... ... ... ... | 1 | 133 | 31 | ... | ... | 12 | 1 | ... | ... | 121 | 30 | ... | ... | ... | ... |
| | TOTAL ... | *3* | *231* | ... | *5* | ... | *42* | ... | ... | ... | *43* | ... | *141* | ... | ... | ... |
| Saw mills ... ... ... ... | Madras ... ... ... ... ... | 1 | 34 | ... | 1 | ... | 6 | ... | ... | ... | 8 | ... | 19 | ... | ... | ... |
| Timber yards ... ... ... ... | Malabar ... ... ... ... ... | 2 | 197 | ... | 4 | ... | 36 | ... | ... | ... | 35 | ... | 122 | ... | ... | ... |
| | Tinnevelly ... ... ... ... | 3 | 62 | ... | ... | ... | 16 | ... | ... | ... | 14 | ... | 27 | ... | 5 | ... |
| VII.—METAL INDUSTRIES | ... | *34* | *4,664* | *26* | *102* | *1* | *320* | ... | *120* | ... | *2,386* | ... | *1,567* | *23* | *169* | *2* |
| | TOTAL ... | *5* | *544* | *7* | *10* | ... | *39* | ... | *8* | ... | *298* | ... | *170* | *7* | *19* | ... |
| Iron works ... ... ... ... | Vizagapatam ... ... ... ... | 1 | 21 | 3 | ... | ... | 1 | ... | ... | ... | 5 | ... | 15 | 3 | ... | ... |
| | Madras ... ... ... ... ... | 2 | 288 | ... | 5 | ... | 24 | ... | 8 | ... | 177 | ... | 74 | ... | ... | ... |
| | Malabar ... ... ... ... ... | 1 | 102 | ... | 4 | ... | 4 | ... | ... | ... | 60 | ... | 34 | ... | ... | ... |
| | South Canara ... ... ... ... | 1 | 133 | 4 | 1 | ... | 10 | ... | ... | ... | 56 | ... | 47 | 4 | 19 | ... |
| Iron and steel works ... ... ... | Madras ... ... ... ... ... | 2 | 340 | 1 | 6 | ... | 33 | ... | 7 | ... | 171 | ... | 123 | 1 | ... | ... |
| | TOTAL ... | *9* | *336* | ... | ... | ... | *26* | ... | ... | ... | *103* | ... | *139* | ... | *68* | ... |
| Working iron sheets ... | Madras ... ... ... ... ... | 8 | 309 | ... | ... | ... | 23 | ... | ... | ... | 96 | ... | 124 | ... | 66 | ... |
| Arsenal ... ... ... ... | Tinnevelly ... ... ... ... | 1 | 27 | ... | ... | ... | 3 | ... | ... | ... | 7 | ... | 15 | ... | 2 | ... |
| | Madras ... ... ... ... ... | 1 | 767 | ... | 41 | ... | 44 | ... | 10 | ... | 281 | ... | 387 | ... | 4 | ... |
| | TOTAL ... | *10* | *1,899* | *5* | *36* | ... | *124* | ... | *80* | ... | *1,100* | ... | *543* | *5* | *16* | ... |
| Machinery and engineering workshops. | Madras ... ... ... ... ... | 4 | 821 | 5 | 26 | ... | 58 | ... | 53 | ... | 487 | ... | 197 | 5 | ... | ... |
| | Godávari ... ... ... ... ... | 1 | 153 | ... | 3 | ... | 11 | ... | 6 | ... | 109 | ... | 30 | ... | 3 | ... |
| | Kistna ... ... ... ... ... | 1 | 100 | ... | 2 | ... | 10 | ... | 2 | ... | 57 | ... | 16 | ... | 13 | ... |
| | North Arcot ... ... ... ... | 1 | 487 | ... | 2 | ... | 16 | ... | 6 | ... | 216 | ... | 247 | ... | ... | ... |
| | Trichinopoly ... ... ... ... | 1 | 233 | ... | 3 | ... | 18 | ... | 13 | ... | 152 | ... | 47 | ... | ... | ... |
| | South Canara ... ... ... ... | 1 | 74 | ... | ... | ... | 5 | ... | ... | ... | 66 | ... | 3 | ... | ... | ... |
| | Pudukkóttai ... ... ... ... | 1 | 31 | ... | ... | ... | 6 | ... | ... | ... | 22 | ... | 3 | ... | ... | ... |
| Municipal workshop ... ... | Madras ... ... ... ... ... | 1 | 208 | ... | 3 | ... | 25 | ... | 8 | ... | 135 | ... | 37 | ... | ... | ... |
| Local Fund workshop ... ... | Godávari ... ... ... ... ... | 1 | 95 | ... | ... | ... | 4 | ... | 3 | ... | 34 | ... | 44 | ... | 10 | ... |



This content downloaded from 106.51.163.168 on Wed, 05 Jun 2024 15:15:17 +00:00
All use subject to https://about.jstor.org/terms

# TABLE XV-E.

## Statistics of industries. Part II.—Distribution by districts—*continued.*

| DESCRIPTION OF FACTORY, MINE, ETC. | DISTRICT. | NUMBER OF FACTORIES. | TOTAL NUMBER OF PERSONS EMPLOYED. | | CLASSIFICATION OF PERSONS EMPLOYED. | | | | | | | | | | | |
|---|---|---|---|---|---|---|---|---|---|---|---|---|---|---|---|---|
| | | | | | DIRECTION, SUPERVISION AND CLERICAL WORK. | | | | SKILLED WORKMEN. | | | | UNSKILLED LABOURERS. | | | |
| | | | | | Europeans and Anglo-Indians. | | Indians. | | Europeans and Anglo-Indians. | | Indians. | | Age 14 and over. | | Under 14. | |
| | | | Males. | Females. | Males. | Females. | Males. | Females. | Males. | Females. | Males. | Females. | Males. | Females. | Males. | Females. |
| 1 | 2 | 3 | 4 | 5 | 6 | 7 | 8 | 9 | 10 | | 12 | 13 | 14 | 15 | 16 | 17 |
| | VII.—METAL INDUSTRIES—*concld.* | | | | | | | | | | | | | | | |
| Aluminium factory | Madras | 1 | 280 | 1 | 4 | 1 | 12 | .. | 4 | .. | 186 | .. | 46 | .. | 8 | .. |
| Tin workshop | Madras | 1 | 104 | .. | 2 | .. | 5 | .. | .. | .. | 35 | .. | 44 | .. | 18 | .. |
| | TOTAL | *3* | *111* | *12* | .. | .. | *8* | .. | .. | .. | *43* | .. | *34* | *10* | *26* | *2* |
| Bell metal factories | Chingleput | 1 | 56 | 6 | .. | .. | 4 | .. | .. | .. | 10 | .. | 23 | 6 | 19 | .. |
| | North Arcot | 2 | 55 | 6 | .. | .. | 4 | .. | .. | .. | 33 | .. | 11 | 4 | 7 | 2 |
| | VIII—GLASS AND EARTHENWARE INDUSTRIES. | *50* | *4,363* | *890* | *8* | .. | *155* | .. | *9* | .. | *343* | *103* | *3,538* | *684* | *310* | *103* |
| Glass works | Madras | 1 | 19 | 3 | 2 | .. | 3 | .. | 2 | .. | 11 | .. | 1 | 3 | .. | .. |
| | TOTAL | *3* | *178* | *140* | *1* | .. | *8* | .. | *7* | .. | *100* | *95* | *38* | *7* | *24* | *38* |
| Brick factories | Madras | 1 | 108 | 119 | 1 | .. | 6 | .. | 7 | .. | 82 | 95 | .. | .. | 12 | 24 |
| | Chingleput | 1 | 39 | 21 | .. | .. | 1 | .. | .. | .. | 9 | .. | 20 | 7 | 9 | 14 |
| | South Arcot | 1 | 31 | .. | .. | .. | 1 | .. | .. | .. | 9 | .. | 18 | .. | 3 | .. |
| | TOTAL | *40* | *3,837* | *721* | *5* | .. | *134* | .. | .. | .. | *202* | *8* | *3,251* | *651* | *245* | *62* |
| Tile factories | Coimbatore | 1 | 95 | 61 | 1 | .. | 10 | .. | .. | .. | .. | .. | 51 | 25 | 33 | 36 |
| | Malabar | 14 | 1,807 | 289 | 4 | .. | 65 | .. | .. | .. | 78 | .. | 1,585 | 267 | 75 | 22 |
| | South Canara | 25 | 1,935 | 371 | .. | .. | 59 | .. | .. | .. | 124 | 8 | 1,615 | 359 | 137 | 4 |
| Brick and tile works | South Canara | 6 | 329 | 26 | .. | .. | 10 | .. | .. | .. | 30 | .. | 248 | 23 | 41 | 3 |
| | IX—INDUSTRIES CONNECTED WITH CHEMICAL PRODUCTS. | *56* | *4,840* | *1,152* | *118* | .. | *367* | *4* | *14* | .. | *946* | *48* | *3,098* | *1,004* | *297* | *96* |
| | TOTAL | *3* | *1,163* | *557* | *2* | .. | *12* | .. | .. | .. | *37* | .. | *971* | *514* | *141* | *43* |
| Salt crushing mills | Chingleput | 1 | 646 | 542 | 1 | .. | 3 | .. | .. | .. | .. | .. | 605 | 499 | 37 | 43 |
| | South Arcot | 1 | 73 | .. | .. | .. | 3 | .. | .. | .. | 37 | .. | 33 | .. | .. | .. |
| | Tanjore | 1 | 444 | 15 | 1 | .. | 6 | .. | .. | .. | .. | .. | 333 | 15 | 104 | .. |
| Saltpetre refinery | Coimbatore | 1 | 47 | 39 | .. | .. | 3 | .. | .. | .. | 3 | .. | 41 | 39 | .. | .. |
| Cordite ammunition factory | Nilgiris | 1 | 793 | .. | 63 | .. | 97 | .. | 10 | .. | 142 | .. | 481 | .. | .. | .. |
| Ærated water factories | Madras | 6 | 205 | 6 | 11 | .. | 13 | .. | 2 | .. | 39 | .. | 134 | 6 | 6 | .. |
| Petroleum refineries | Tinnevelly | 2 | 104 | 7 | 1 | .. | 7 | .. | 1 | .. | 55 | .. | 27 | 7 | 13 | .. |

This content downloaded from 106.51.163.168 on Wed, 05 Jun 2024 15:15:17 +00:00
All use subject to https://about.jstor.org/terms

# TABLE XV-E.

## Statistics of industries. Part II.—Distribution by districts—*continued.*

| DESCRIPTION OF FACTORY, MINE, ETC. | DISTRICT. | NUMBER OF FACTORIES. | TOTAL NUMBER OF PERSONS EMPLOYED. | CLASSIFICATION OF PERSONS EMPLOYED. | | | | | | | | | | | | | |
|---|---|---|---|---|---|---|---|---|---|---|---|---|---|---|---|---|---|
| | | | | DIRECTION, SUPERVISION AND CLERICAL WORK. | | | | SKILLED WORKMEN. | | | | UNSKILLED LABOURERS. | | | | | |
| | | | | Europeans and Anglo-Indians. | | Indians. | | Europeans and Anglo-Indians. | | Indians. | | Age 14 and over. | | Under 14. | | | |
| | | | | Males. | Females. | Males. | Females. | Males. | Females. | Males. | Females. | Males. | Females. | Males. | Females. | Males. | Females. |
| 1 | 2 | 3 | 4 | 5 | 6 | 7 | 8 | 9 | 10 | 11 | 12 | 13 | 14 | 15 | 16 | 17 | |
| **IX.—INDUSTRIES CONNECTED WITH CHEMICAL PRODUCTS—*concld.*** | | | | | | | | | | | | | | | | | |
| | TOTAL ... | ***34*** | ***1,585*** | ***503*** | ***29*** | ... | ***160*** | ***4*** | | | ***325*** | ***45*** | ***976*** | ***410*** | ***95*** | ***44*** | |
| Oil mills ... ... ... | Gódávari ... ... ... ... ... ... | 12 | 469 | 166 | 1 | ... | 16 | ... | ... | ... | ... | ... | 402 | 150 | 50 | 16 | |
| | Kistna ... ... ... ... ... ... | 2 | 35 | 20 | ... | ... | ... | ... | ... | ... | 14 | 7 | 15 | 10 | 5 | 3 | |
| | Guntúr ... ... ... ... ... ... | 2 | 39 | 12 | ... | ... | 9 | ... | ... | ... | ... | ... | 30 | 12 | ... | ... | |
| | Bellary ... ... ... ... ... ... | 1 | 16 | 6 | ... | ... | ... | ... | ... | ... | 1 | ... | 15 | 6 | ... | ... | |
| | Madras ... ... ... ... ... ... | 4 | 255 | 12 | ... | ... | 71 | 4 | ... | ... | 128 | ... | 37 | 8 | 19 | ... | |
| | Salem ... ... ... ... ... ... | 1 | 28 | 1 | ... | ... | 1 | ... | ... | ... | 2 | ... | 25 | 1 | ... | ... | |
| | Coimbatore ... ... ... ... ... | 1 | 23 | 2 | ... | ... | 3 | ... | ... | ... | ... | ... | 18 | 2 | 2 | ... | |
| | Trichinopoly ... ... ... ... ... | 2 | 53 | 4 | ... | ... | 3 | ... | ... | ... | 50 | ... | ... | 4 | ... | ... | |
| | Madura ... ... ... ... ... ... | 5 | 129 | 58 | ... | ... | 16 | ... | ... | ... | 3 | ... | 110 | 58 | ... | ... | |
| | Malabar ... ... ... ... ... ... | 4 | 538 | 222 | 28 | ... | 40 | ... | ... | ... | 127 | 38 | 324 | 159 | 19 | 25 | |
| Fish oil and fish manure works ... | Malabar ... ... ... ... ... ... | 1 | 26 | 10 | ... | ... | 2 | ... | ... | ... | 8 | 3 | 4 | 3 | 12 | 4 | |
| | TOTAL ... | ***6*** | ***566*** | ***7*** | ***4*** | ... | ***32*** | ... | ***1*** | ... | ***264*** | ... | ***245*** | ***7*** | ***20*** | ... | |
| Bulk-oil installations ... ... | Gódávari ... ... ... ... ... ... | 2 | 151 | ... | 3 | ... | 7 | ... | ... | ... | 44 | ... | 77 | ... | 20 | ... | |
| Chemical factories ... ... | Madras ... ... ... ... ... ... | 4 | 415 | 7 | 1 | ... | 25 | ... | 1 | ... | 220 | ... | 168 | 7 | ... | ... | |
| | Madras ... ... ... ... ... ... | 2 | 351 | 23 | 8 | ... | 41 | ... | ... | ... | 73 | ... | 219 | 18 | 10 | 5 | |
| | **X.—FOOD INDUSTRIES.** ... | ***149*** | ***8,775*** | ***2,916*** | ***47*** | ... | ***909*** | ***39*** | ***17*** | ... | ***2,161*** | ***114*** | ***4,483*** | ***2,439*** | ***1,158*** | ***324*** | |
| | TOTAL ... | ***81*** | ***3,246*** | ***1,475*** | ***11*** | ... | ***526*** | ***38*** | ***7*** | ... | ***560*** | ***8*** | ***1,848*** | ***1,276*** | ***294*** | ***153*** | |
| Rice mills ... ... ... ... | Ganjám ... ... ... ... ... ... | 3 | 73 | 62 | 1 | ... | 9 | ... | 1 | ... | 7 | ... | 52 | 61 | 3 | 1 | |
| | Vizagapatam ... ... ... ... ... | 1 | 51 | 11 | ... | ... | 6 | ... | ... | ... | 5 | ... | 38 | 11 | 2 | ... | |
| | Gódávari ... ... ... ... ... ... | 11 | 713 | 183 | 7 | ... | 77 | ... | 4 | ... | 234 | 8 | 371 | 170 | 20 | 5 | |
| | Kistna ... ... ... ... ... ... | 26 | 858 | 342 | ... | ... | 184 | 22 | ... | ... | 123 | ... | 433 | 280 | 118 | 40 | |
| | Guntúr ... ... ... ... ... ... | 19 | 558 | 305 | 1 | ... | 113 | 16 | ... | ... | 100 | ... | 305 | 257 | 39 | 32 | |
| | Nellore ... ... ... ... ... ... | 3 | 52 | 78 | ... | ... | 10 | ... | ... | ... | 14 | ... | 24 | 76 | 4 | 3 | |
| | Madras ... ... ... ... ... ... | 2 | 74 | 21 | ... | ... | 3 | ... | ... | ... | 11 | ... | 57 | 21 | 3 | ... | |
| | North Arcot ... ... ... ... ... | 3 | 192 | 111 | ... | ... | 58 | ... | ... | ... | 18 | ... | 116 | 111 | ... | ... | |
| | South Arcot ... ... ... ... ... | 1 | 21 | 5 | ... | ... | 2 | ... | ... | ... | 1 | ... | 17 | 4 | 1 | 1 | |
| | Tanjore ... ... ... ... ... ... | 10 | 575 | 339 | 2 | ... | 58 | ... | 2 | ... | 38 | ... | 373 | 268 | 104 | 71 | |
| | Trichinopoly ... ... ... ... ... | 1 | 43 | 14 | ... | ... | 4 | ... | ... | ... | 4 | ... | 35 | 14 | ... | ... | |
| | Tinnevelly ... ... ... ... ... | 1 | 36 | 4 | ... | ... | 4 | ... | ... | ... | 5 | ... | 27 | 4 | ... | ... | |
| Bakery ... ... ... ... | Madras ... ... ... ... ... ... | 1 | 98 | ... | 3 | ... | 15 | ... | ... | ... | 70 | ... | 10 | ... | ... | ... | |
| | TOTAL ... | ***23*** | ***1,137*** | ***935*** | ... | ... | ***75*** | ... | ... | ... | ***189*** | ***91*** | ***633*** | ***716*** | ***240*** | ***128*** | |
| Fish-curing yards ... ... | Nellore ... ... ... ... ... ... | 3 | 240 | 178 | ... | ... | 6 | ... | ... | ... | 52 | 18 | 96 | 117 | 92 | 43 | |
| | Malabar ... ... ... ... ... ... | 14 | 527 | 387 | ... | ... | 37 | ... | ... | ... | 61 | 39 | 350 | 319 | 79 | 29 | |
| | South Canara ... ... ... ... ... | 6 | 364 | 370 | ... | ... | 32 | ... | ... | ... | 76 | 34 | 187 | 280 | 69 | 56 | |



This content downloaded from 106.51.163.168 on Wed, 05 Jun 2024 15:15:17 +00:00
All use subject to https://about.jstor.org/terms

# TABLE XV-E.

## Statistics of industries. Part II.—Distribution by districts—*continued.*

| DESCRIPTION OF FACTORY, MINE, ETC. | DISTRICT. | NUMBER OF FACTORIES. | TOTAL NUMBER OF PERSONS EMPLOYED. | | CLASSIFICATION OF PERSONS EMPLOYED. | | | | | | | | | | | |
|---|---|---|---|---|---|---|---|---|---|---|---|---|---|---|---|---|
| | | | | | DIRECTION, SUPERVISION AND CLERICAL WORK. | | | | SKILLED WORKMEN. | | | | UNSKILLED LABOURERS. | | | |
| | | | | | Europeans and Anglo-Indians. | | Indians. | | Europeans and Anglo-Indians. | | Indians. | | Age 14 and over. | | Under 14. | |
| | | | Males. | Females. | Males. | Females. | Males. | Females. | Males. | Females. | Males. | Females. | Males. | Females. | Males. | Females. |
| 1 | 2 | 3 | 4 | 5 | 6 | 7 | 8 | 9 | 10 | 11 | 12 | 13 | 14 | 15 | 16 | 17 |
| | X.—FOOD INDUSTRIES—*concld.* | | | | | | | | | | | | | | | |
| | TOTAL ... | *5* | *1,462* | *216* | *16* | ... | *137* | ... | *10* | ... | *267* | ... | *999* | *200* | *33* | *16* |
| Sugar factories ... ... ... | Ganjám ... ... ... ... ... | 1 | 288 | | ... | ... | 22 | ... | | ... | | ... | | | | |
| | Gódávari ... ... ... ... ... | 1 | 179 | 1 | 6 | ... | 19 | ... | 5 | ... | 64 | ... | 202 | ... | ... | ... |
| | South Arcot ... ... ... ... ... | 1 | 733 | 166 | 8 | ... | 77 | ... | 2 | ... | 4 | ... | 128 | 1 | 17 | ... |
| | Tinnevelly ... ... ... ... ... | 2 | 262 | 49 | 2 | ... | 19 | ... | 3 | ... | 129 | ... | 517 | 166 | ... | ... |
| Breweries ... ... ... ... | Nilgiris ... ... ... ... ... | 2 | 97 | ... | 2 | ... | 8 | ... | | ... | 70 | ... | 152 | 33 | 16 | 16 |
| | TOTAL ... | *6* | *235* | *21* | ... | ... | *23* | ... | ... | ... | 31 | ... | 51 | ... | 5 | ... |
| | Vizagapatam ... ... ... ... ... | 1 | 47 | 11 | ... | ... | 7 | ... | ... | ... | *52* | ... | *142* | *17* | *18* | *4* |
| | Bellary ... ... ... ... ... | 1 | 24 | ... | ... | ... | 2 | ... | ... | ... | 13 | ... | 25 | 11 | 2 | ... |
| Distilleries ... ... ... ... | Anantapur ... ... ... ... ... | 1 | 22 | ... | ... | ... | 2 | ... | ... | ... | 2 | ... | 20 | ... | ... | ... |
| | North Arcot ... ... ... ... ... | 1 | 31 | ... | ... | ... | 4 | ... | ... | ... | 4 | ... | 16 | ... | ... | ... |
| | Coimbatore ... ... ... ... ... | 1 | 44 | 9 | ... | ... | 3 | ... | ... | ... | ... | ... | 25 | ... | 2 | ... |
| | Tinnevelly ... ... ... ... ... | 1 | 67 | 1 | ... | ... | 5 | ... | ... | ... | 4 | ... | 30 | 5 | 7 | 4 |
| | TOTAL ... | *4* | *398* | *202* | *7* | ... | *18* | ... | ... | ... | 29 | ... | 26 | 1 | 7 | ... |
| Water works ... ... ... | Kistna ... ... ... ... ... | 2 | 175 | 48 | 6 | ... | 1 | ... | ... | ... | *89* | ... | *272* | *192* | *12* | *10* |
| | Madras ... ... ... ... ... | 1 | 163 | 154 | 1 | ... | 16 | ... | ... | ... | 23 | ... | 141 | 48 | 4 | ... |
| | Madura ... ... ... ... ... | 1 | 60 | ... | ... | ... | 1 | ... | ... | ... | 57 | ... | 82 | 144 | 7 | 10 |
| | TOTAL ... | *24* | *1,970* | *2* | *8* | ... | *96* | *1* | ... | ... | 9 | ... | 49 | ... | 1 | ... |
| Tobacco factories ... ... | Gódávari ... ... ... ... ... | 4 | 248 | 1 | 4 | ... | 7 | ... | ... | ... | *892* | ... | *448* | *1* | *526* | ... |
| | Madras ... ... ... ... ... | 1 | 208 | ... | 3 | ... | 7 | ... | ... | ... | 93 | ... | 31 | 1 | 113 | ... |
| | Chingleput ... ... ... ... ... | 1 | 250 | ... | ... | ... | 10 | ... | ... | ... | 101 | ... | 26 | ... | 71 | ... |
| | North Arcot ... ... ... ... ... | 3 | 270 | ... | ... | ... | 2 | ... | ... | ... | 226 | ... | 13 | ... | ... | ... |
| | Coimbatore ... ... ... ... ... | 1 | 78 | ... | ... | ... | 5 | ... | ... | ... | 73 | ... | 136 | ... | 132 | ... |
| | Trichinopoly ... ... ... ... ... | 13 | 523 | ... | ... | ... | 33 | ... | ... | ... | 236 | ... | 74 | ... | 180 | ... |
| | Madura ... ... ... ... ... | 1 | 393 | 1 | 1 | ... | 31 | 1 | ... | ... | 163 | ... | 168 | ... | 30 | ... |
| Forage presses ... ... | Madras ... ... ... ... ... | 2 | 67 | 45 | ... | ... | 8 | ... | ... | ... | 6 | 15 | 38 | 20 | 15 | 10 |
| Condiment manufactory ... | Madras ... ... ... ... ... | 1 | 65 | 20 | ... | ... | 3 | ... | ... | ... | 5 | ... | 42 | 17 | 15 | 3 |
| | XI.—INDUSTRIES OF DRESS. | *19* | *1,641* | *140* | *24* | *5* | *97* | *2* | *16* | *125* | *1,181* | ... | *235* | *8* | *88* | ... |
| | TOTAL ... | *9* | *571* | *7* | *9* | ... | *30* | *2* | *10* | ... | *450* | ... | *30* | *5* | *42* | ... |
| Boot and shoe factories ... | Madras ... ... ... ... ... | 6 | 427 | 2 | 8 | ... | 25 | 2 | 10 | ... | 360 | ... | 6 | ... | 18 | ... |
| | North Arcot ... ... ... ... ... | 1 | 31 | 2 | ... | ... | ... | ... | ... | ... | 25 | ... | ... | 2 | 6 | ... |
| | Coimbatore ... ... ... ... ... | 2 | 113 | 3 | 1 | ... | 5 | ... | ... | ... | 65 | ... | 24 | 3 | 18 | ... |

This content downloaded from
106.51.163.168 on Wed, 05 Jun 2024 15:15:17 +00:00
All use subject to https://about.jstor.org/terms

# TABLE XV-E.

## Statistics of industries. Part II.—Distribution by districts—*continued.*

| DESCRIPTION OF FACTORY, MINE, ETC. | DISTRICT. | NUMBER OF FACTORIES. | TOTAL NUMBER OF PERSONS EMPLOYED. | | CLASSIFICATION OF PERSONS EMPLOYED. | | | | | | | | | | | |
|---|---|---|---|---|---|---|---|---|---|---|---|---|---|---|---|---|
| | | | | | DIRECTION, SUPERVISION AND CLERICAL WORK. | | | | SKILLED WORKMEN. | | | | UNSKILLED LABOURERS. | | | |
| | | | | | Europeans and Anglo-Indians. | | Indians. | | Europeans and Anglo-Indians. | | Indians. | | Age 14 and over. | | Under 14. | |
| | | | Males. | Females. | Males. | Females. | Males. | Females. | Males. | Females. | Males. | Females. | Males. | Females. | Males. | Females. |
| 1 | 2 | 3 | 4 | 5 | 6 | 7 | 8 | 9 | 10 | 11 | 12 | 13 | 14 | 15 | 16 | 17 |
| | XI.—INDUSTRIES OF DRESS—*concld.* | | | | | | | | | | | | | | | |
| Tailoring and dress making ... ... | Madras ... ... ... ... ... | 8 | 1,001 | 133 | 14 | 5 | 63 | ... | 6 | 125 | 694 | ... | 182 | 3 | 42 | ... |
| | TOTAL | *2* | *69* | | *1* | ... | *4* | ... | ... | ... | *37* | .. | *23* | ... | *4* | ... |
| Laundries ... ... ... ... | Madras ... ... ... ... ... ... | 1 | 49 | ... | ... | ... | 1 | ... | ... | ... | 25 | ... | 19 | ... | 4 | .. |
| | Nilgiris ... ... ... ... ... ... | 1 | 20 | ... | 1 | ... | 3 | ... | ... | ... | 12 | ... | 4 | ... | ... | ... |
| | XII.—FURNITURE INDUSTRIES. | *4* | *310* | *9* | *1* | ... | *14* | ... | ... | ... | *217* | .. | *35* | *1* | *43* | *8* |
| | TOTAL ... | *4* | *310* | *9* | *1* | ... | *14* | ... | ... | ... | *217* | .. | *35* | *1* | *43* | *8* |
| Furniture factories ... ... | Madras ... ... ... ... ... | 3 | 245 | 9 | 1 | ... | 8 | ... | ... | ... | 210 | ... | 9 | 1 | 17 | 8 |
| | North Arcot ... ... ... ... | 1 | 65 | ... | ... | ... | 6 | ... | ... | ... | 7 | ... | 26 | ... | 26 | ... |
| | XIII.—INDUSTRIES CONNECTED WITH BUILDINGS. | *5* | *481* | *141* | *6* | *1* | *53* | *14* | *40* | *14* | *58* | *20* | *313* | *78* | *11* | *14* |
| | TOTAL ... | *2* | *116* | *54* | *1* | *1* | *28* | *14* | *28* | *14* | *28* | *14* | *21* | ... | *10* | *11* |
| Stone works ... ... ... | Madras ... ... ... ... ... | 1 | 22 | 1 | 1 | 1 | ... | ... | ... | ... | ... | ... | 21 | ... | ... | ... |
| | Trichinopoly ... ... ... ... | 1 | 94 | 53 | ... | ... | 28 | 14 | 28 | 14 | 28 | 14 | ... | ... | 10 | 11 |
| Cement works ... ... ... | Madras ... ... ... ... ... | 2 | 326 | 75 | 4 | ... | 21 | ... | 12 | ... | 28 | 6 | 261 | 69 | ... | ... |
| Granite stone crushing factory. | Chingleput ... ... ... ... | 1 | 39 | 12 | 1 | ... | 4 | ... | ... | ... | 2 | ... | 31 | 9 | 1 | 3 |
| | XIV.—CONSTRUCTION OF MEANS OF TRANSPORT. | *40* | *15,413* | *183* | *164* | *2* | *764* | ... | *887* | ... | *8,584* | ... | *4,878* | *181* | *136* | ... |
| | TOTAL ... | *23* | *12,474* | *6* | *116* | *2* | *606* | ... | *778* | ... | *7,207* | ... | *3,727* | *4* | *40* | ... |
| Railway workshops ... ... | Ganjám ... ... ... ... ... | 1 | 165 | ... | 3 | ... | 5 | ... | 7 | ... | 47 | ... | 95 | ... | 8 | ... |
| | Vizagapatam ... ... ... ... | 1 | 442 | ... | 3 | ... | 21 | ... | 5 | ... | 224 | ... | 189 | ... | ... | ... |
| | Gódávari ... ... ... ... | 1 | 237 | ... | 2 | ... | 6 | ... | 38 | ... | 108 | ... | 83 | ... | ... | ... |
| | Néllore ... ... ... ... | 1 | 86 | ... | 3 | ... | ... | ... | 4 | ... | 24 | ... | 53 | ... | 2 | ... |
| | Madras ... ... ... ... | 1 | 163 | ... | 3 | ... | 3 | ... | 10 | ... | 62 | ... | 85 | ... | ... | ... |
| | Chingleput ... ... ... ... | 1 | 5,661 | 3 | 41 | 2 | 319 | ... | 360 | ... | 3,490 | ... | 1,451 | 1 | ... | ... |
| | Salem ... ... ... ... | 4 | 308 | 1 | 5 | ... | 7 | ... | 28 | ... | 113 | ... | 156 | 1 | ... | ... |
| | Coimbatore ... ... ... ... | 5 | 797 | 2 | 6 | ... | 27 | ... | 101 | ... | 364 | ... | 296 | 2 | 3 | ... |
| | South Arcot ... ... ... ... | 1 | 209 | ... | 6 | ... | 1 | ... | ... | ... | 101 | ... | 101 | ... | ... | ... |
| | Tanjore ... ... ... ... | 1 | 3,530 | ... | 38 | ... | 114 | ... | 166 | ... | 2,340 | ... | 846 | ... | 26 | ... |
| | Trichinopoly ... ... ... ... | 1 | 253 | ... | 1 | ... | 4 | ... | 23 | ... | 82 | ... | 143 | ... | ... | ... |
| | Madura ... ... ... ... | 1 | 262 | ... | 1 | ... | 7 | ... | 29 | ... | 151 | ... | 74 | ... | ... | ... |
| | Nilgiris ... ... ... ... | 1 | 72 | ... | 2 | ... | 2 | ... | 1 | ... | 31 | ... | 35 | ... | 1 | ... |
| | Malabar ... ... ... ... | 3 | 289 | ... | 2 | ... | 90 | ... | 6 | ... | 70 | ... | 121 | ... | ... | ... |
| Tramway workshops ... ... | Madras ... ... ... ... ... | 1 | 293 | ... | 3 | ... | 11 | ... | 1 | ... | 158 | ... | 120 | ... | ... | ... |



This content downloaded from 106.51.163.168 on Wed, 05 Jun 2024 15:15:17 +00:00
All use subject to https://about.jstor.org/terms

# TABLE XV-E.

## Statistics of industries. Part II.—Distribution by districts—*concluded.*

| DESCRIPTION OF FACTORY, MINE, ETC. | DISTRICT. | NUMBER OF FACTORIES. | TOTAL NUMBER OF PERSONS EMPLOYED. | | CLASSIFICATION OF PERSONS EMPLOYED. | | | | | | | | | | | |
|---|---|---|---|---|---|---|---|---|---|---|---|---|---|---|---|---|
| | | | | | DIRECTION, SUPERVISION AND CLERICAL WORK. | | | | SKILLED WORKMEN. | | | | UNSKILLED LABOURERS. | | | |
| | | | | | Europeans and Anglo-Indians. | | Indians. | | Europeans and Anglo-Indians. | | Indians. | | Age 14 and over. | | Under 14. | |
| | | | Males. | Females. | Males. | Females. | Males. | Females. | Males. | Females. | Males. | Females. | Males. | Females. | Males. | Females. |
| 1 | 2 | 3 | 4 | 5 | 6 | 7 | 8 | 9 | 10 | 11 | 12 | 13 | 14 | 15 | 16 | 17 |
| **XIV.—CONSTRUCTION OF MEANS OF TRANSPORT—*concld.*** | | | | | | | | | | | | | | | | |
| Coach buildings factories | Madras | 5 | 597 | 2 | 4 | ... | 60 | ... | ... | ... | 311 | ... | 79 | 2 | 43 | ... |
| Motor-car works | Madras | 2 | 61 | 1 | 9 | ... | 10 | ... | 6 | ... | 22 | ... | 14 | 1 | ... | ... |
| Aerial ropeway | Madura | 1 | 54 | ... | 4 | ... | 1 | ... | 1 | ... | 7 | ... | 38 | ... | 5 | ... |
| | TOTAL | *2* | *1,127* | *171* | *17* | ... | *34* | ... | *29* | ... | *292* | ... | *712* | *171* | *43* | ... |
| Landing and shipping warehouses. | Madras | 1 | 936 | 160 | 15 | ... | 11 | ... | 29 | ... | 276 | ... | 573 | 160 | 32 | ... |
| | South Arcot | 1 | 191 | 11 | 2 | ... | 23 | ... | ... | ... | 16 | ... | 139 | 11 | 11 | ... |
| Dockyards (boat building) | Madras | 1 | 252 | ... | ... | ... | 1 | ... | ... | ... | 248 | ... | 3 | ... | ... | ... |
| Port Trust workshops | Madras | 2 | 420 | ... | 8 | ... | 9 | ... | 69 | ... | 191 | ... | 140 | ... | 3 | ... |
| | TOTAL | *3* | *135* | *3* | *3* | ... | *32* | ... | *3* | ... | *48* | ... | *47* | *3* | *2* | ... |
| Telegraph workshops | Bellary | 1 | 35 | ... | ... | ... | ... | ... | ... | ... | ... | ... | ... | ... | ... | ... |
| | North Arcot | 1 | 64 | 1 | 2 | ... | 10 | ... | 1 | ... | 23 | ... | 11 | ... | ... | ... |
| | Madura | 1 | 36 | 2 | 1 | ... | 22 | ... | 2 | ... | 25 | ... | 25 | 1 | ... | ... |
| | | | | | | | | | | | | | 11 | 2 | 2 | ... |
| **XV.—PRODUCTION AND TRANSMISSION OF PHYSICAL FORCES.** | | *4* | *341* | *42* | *7* | ... | *13* | ... | *23* | ... | *95* | ... | *201* | *42* | *2* | ... |
| Ice factory | Madras | 1 | 54 | 40 | 2 | ... | 3 | ... | 1 | ... | 3 | ... | 45 | 40 | ... | ... |
| | TOTAL | *3* | *287* | *2* | *5* | ... | *10* | ... | *22* | ... | *92* | ... | *156* | *2* | *2* | ... |
| Electric light works | Madras | 2 | 247 | 2 | 5 | ... | 8 | ... | 20 | ... | 66 | ... | 146 | 2 | 2 | ... |
| | Trichinopoly | 1 | 40 | ... | ... | ... | 2 | ... | 2 | ... | 26 | ... | 10 | ... | ... | ... |
| **XVI.—INDUSTRIES OF LUXURY.** | | *55* | *7,224* | *22* | *65* | *2* | *563* | ... | *90* | ... | *5,211* | ... | *1,069* | *19* | *296* | *1* |
| | TOTAL | *51* | *6,729* | *22* | *53* | *2* | *517* | ... | *85* | ... | *4,859* | ... | *971* | *19* | *244* | *1* |
| Printing presses | Kistna | 1 | 38 | ... | ... | ... | 4 | ... | ... | ... | 26 | ... | 6 | ... | ... | ... |
| | Madras | 38 | 6,178 | 21 | 52 | 2 | 479 | ... | 83 | ... | 4,425 | ... | 903 | 19 | 236 | ... |
| | Chingleput | 1 | 82 | ... | ... | ... | 7 | ... | ... | ... | 72 | ... | 3 | ... | ... | ... |
| | North Arcot | 2 | 47 | ... | 1 | ... | 3 | ... | ... | ... | 39 | ... | 5 | ... | ... | ... |
| | Trichinopoly | 5 | 153 | 1 | 4 | 1 | 5 | ... | 2 | ... | 125 | ... | 17 | ... | 3 | 1 |
| | Madura | 1 | 25 | ... | ... | ... | 3 | ... | ... | ... | 17 | ... | 5 | ... | ... | ... |
| | South Canara | 3 | 206 | ... | ... | ... | 16 | ... | ... | ... | 153 | ... | 32 | ... | 5 | ... |
| Jewellery workshops | Madras | 2 | 398 | ... | 10 | ... | 42 | ... | 5 | ... | 268 | ... | 31 | ... | 42 | ... |
| Games and sports works | Madras | 1 | 53 | ... | 2 | ... | 3 | ... | ... | ... | 41 | ... | 7 | ... | ... | ... |
| Book binding | South Canara | 1 | 54 | ... | ... | ... | 1 | ... | ... | ... | 43 | ... | ... | ... | 10 | ... |

This content downloaded from 106.51.163.168 on Wed, 05 Jun 2024 15:15:17 +00:00
All use subject to https://about.jstor.org/terms

# TABLE XV-E.

## STATISTICS OF INDUSTRIES.

## PART III.—PARTICULARS AS TO OWNERSHIP OF FACTORIES, ETC.



This content downloaded from
106.51.163.168 on Wed, 05 Jun 2024 15:15:17 +00:00
All use subject to https://about.jstor.org/terms

# TABLE XV-E.

## Statistics of industries. Part III.—Particulars as to ownership of factories, etc.

| DESCRIPTION OF FACTORY, MINE, ETC. | NUMBER OF FACTORIES. | NUMBER OWNED BY COMPANIES OF WHICH THE DIRECTORS ARE | | | NUMBER PRIVATELY OWNED BY | | | | | | | | | | | | | | | | | | REMARKS. |
|---|---|---|---|---|---|---|---|---|---|---|---|---|---|---|---|---|---|---|---|---|---|---|---|
| | | | | | | | INDIANS. | | | | | | | | | | | | | | | | |
| | | | | | | | Caste. | | | | | | | | | | | | | | | | |
| | | | | | | | Hindu. | | | | | | | | | | | | | | | | |
| | | Europeans and Anglo-Indians. | Indians. | Of both races. | Europeans and Anglo-Indians. | Total. | Balija. | Baniya. | Bant. | Brâhman. | Chetti. | Kamma. | Kaumâlan. | Kâpu. | Kshatriya. | Patnûlkâran. | Vaisya. | Vânivan. | Vellâla. | Others. | Musalman. | Indian Christian. | Parsi. | |
| 1 | 2 | 3 | 4 | 5 | 6 | 7 | 8 | 9 | 10 | 11 | 12 | 13 | 14 | 15 | 16 | 17 | 18 | 19 | 20 | 21 | 22 | 23 | 24 | 25 |
| PROVINCE ... | **867** | **244** | **144** | **5** | **120** | **297** | **13** | **11** | **5** | **35** | **9** | **7** | **5** | **14** | **11** | **8** | **44** | **5** | **20** | **31** | **51** | **25** | **3** | |
| I.—GROWING OF SPECIAL PRODUCTS. | **203** | **76** | **7** | **1** | **96** | **16** | ... | ... | ... | ... | ... | ... | ... | ... | **2** | ... | ... | ... | **2** | 6 | 2 | 1 | | |
| Tea plantations ... | 17 | 8 | ... | ... | 9 | ... | ... | ... | ... | ... | ... | ... | ... | ... | ... | ... | ... | ... | ... | ... | ... | ... | | |
| Tea factory and plantations | 12 | 4 | ... | ... | 8 | ... | ... | ... | ... | ... | ... | ... | ... | ... | ... | ... | ... | ... | ... | ... | ... | ... | | |
| Tea factories ... | 11 | 7 | ... | ... | 4 | ... | ... | ... | ... | ... | ... | ... | ... | ... | ... | ... | ... | ... | ... | ... | ... | ... | | |
| Cinchona and tea plantation ... | 1 | ... | 1 | ... | ... | ... | ... | ... | ... | ... | ... | ... | ... | ... | ... | ... | ... | ... | ... | ... | ... | ... | | |
| Tea and rubber plantation ... | 1 | ... | ... | ... | 1 | ... | ... | ... | ... | ... | ... | ... | ... | ... | ... | ... | ... | ... | ... | ... | ... | ... | | |
| Coffee plantations ... ... | 104 | 30 | 6 | 1 | 56 | 11 | ... | ... | ... | ... | ... | ... | ... | ... | 2 | ... | ... | ... | ... | 1 | 8 | ... | | |
| Tea and coffee plantations ... | 3 | 1 | ... | ... | 1 | 1 | ... | ... | ... | ... | ... | ... | ... | ... | ... | ... | ... | ... | ... | ... | 1 | ... | | |
| Tea, coffee and pepper plantations. | 3 | 3 | ... | ... | ... | ... | ... | ... | ... | ... | ... | ... | ... | ... | ... | ... | ... | ... | ... | ... | ... | ... | | |
| Coffee works ... ... ... | 1 | 1 | ... | ... | ... | ... | ... | ... | ... | ... | ... | ... | ... | ... | ... | ... | ... | ... | ... | ... | ... | ... | | |
| Coffee curing works ... | 9 | 5 | ... | ... | 2 | 2 | ... | ... | ... | ... | ... | ... | ... | ... | ... | ... | ... | ... | ... | ... | 2 | ... | | |
| Coffee curing and manure works. | 2 | 1 | ... | ... | 1 | ... | ... | ... | ... | ... | ... | ... | ... | ... | ... | ... | ... | ... | ... | ... | ... | ... | | |
| Coffee pulper houses ... ... | 3 | 2 | ... | ... | 1 | ... | ... | ... | ... | ... | ... | ... | ... | ... | ... | ... | ... | ... | ... | ... | ... | ... | | |
| Coffee garbling ... ... | 5 | ... | ... | ... | 4 | 1 | ... | ... | ... | ... | ... | ... | ... | ... | ... | ... | ... | ... | ... | ... | ... | 1 | | |
| Coffee roasting, grinding, etc. ... | 1 | 1 | ... | ... | ... | ... | ... | ... | ... | ... | ... | ... | ... | ... | ... | ... | ... | ... | ... | ... | ... | ... | | |
| Cinchona plantations ... ... | 3 | ... | ... | ... | ... | ... | ... | ... | ... | ... | ... | ... | ... | ... | ... | ... | ... | ... | ... | ... | ... | ... | | Owned by Government. |
| Rubber plantations ... ... | 15 | 9 | ... | ... | 6 | ... | ... | ... | ... | ... | ... | ... | ... | ... | ... | ... | ... | ... | ... | ... | ... | ... | | |
| Cardamom curing house ... ... | 1 | 1 | ... | ... | ... | ... | ... | ... | ... | ... | ... | ... | ... | ... | ... | ... | ... | ... | ... | ... | ... | ... | | |
| General produce works ... ... | 1 | 1 | ... | ... | ... | ... | ... | ... | ... | ... | ... | ... | ... | ... | ... | ... | ... | ... | ... | ... | ... | ... | | |
| General produce curing yard ... | 1 | ... | ... | ... | 1 | ... | ... | ... | ... | ... | ... | ... | ... | ... | ... | ... | ... | ... | ... | ... | ... | ... | | |
| Casuarina plantations ... ... | 5 | 1 | ... | ... | ... | ... | ... | ... | ... | ... | ... | ... | ... | ... | ... | ... | ... | ... | ... | ... | ... | ... | | Includes four plantations owned by Pudukkóttai Durbar. |
| Cinnamon plantation ... ... | 1 | 1 | ... | ... | ... | ... | ... | ... | ... | ... | ... | ... | ... | ... | ... | ... | ... | ... | ... | ... | ... | ... | | |
| Pepper estates ... ... ... | 3 | ... | ... | ... | 2 | 1 | ... | ... | ... | ... | ... | ... | ... | ... | ... | ... | ... | ... | ... | 1 | ... | ... | | |
| II.—MINES. | **48** | **9** | **5** | ... | **4** | **30** | **2** | ... | ... | **7** | ... | **3** | ... | **9** | **3** | ... | **3** | ... | ... | **1** | **1** | ... | **1** | |
| Mica mines ... ... ... ... | 30 | ... | 5 | .. | 2 | 23 | 2 | ... | ... | 7 | ... | 3 | ... | 4 | 1 | ... | 3 | ... | ... | 1 | 1 | ... | 1 | |
| Manganese mines ... ... | 5 | 5 | ... | ... | ... | ... | ... | ... | ... | ... | ... | ... | ... | ... | ... | ... | ... | ... | ... | ... | ... | ... | | |
| Gold mines ... ... ... | 3 | 3 | ... | ... | ... | ... | ... | ... | ... | ... | ... | ... | ... | ... | ... | ... | ... | ... | ... | ... | ... | ... | | |
| Graphite mines ... ... | 1 | ... | ... | ... | ... | 1 | ... | ... | ... | ... | ... | ... | ... | ... | 1 | ... | ... | ... | ... | ... | ... | ... | | |
| Magnesite mines and works ... | 1 | 1 | ... | ... | ... | ... | ... | ... | ... | ... | ... | ... | ... | ... | ... | ... | ... | ... | ... | ... | ... | ... | | |
| Mica splitting factories ... | 8 | ... | ... | ... | 2 | 6 | ... | ... | ... | ... | ... | ... | ... | 5 | 1 | ... | ... | ... | ... | ... | ... | ... | | |
| III.—QUARRIES OF HARD ROCKS. *Nil.* | | | | | | | | | | | | | | | | | | | | | | | | |
| IV.—TEXTILE INDUSTRIES. | **78** | **23** | **24** | **3** | **4** | **19** | ... | ... | ... | **1** | ... | ... | ... | **1** | ... | **1** | **4** | ... | ... | **5** | ... | **7** | ... | |
| (a) *Cotton.* | | | | | | | | | | | | | | | | | | | | | | | | |
| Cotton ginning mills ... ... | 20 | 6 | 9 | ... | 1 | 5 | ... | ... | ... | 1 | ... | ... | ... | 1 | ... | ... | 2 | ... | ... | 1 | ... | 1 | ... | Excess of one mill is due to the joint ownership of Vaisya and Indian Christian. |
| Cotton pressing mills ... ... | 11 | 6 | 2 | 1 | 1 | 1 | ... | ... | ... | ... | ... | ... | ... | ... | ... | ... | 1 | ... | ... | ... | ... | ... | ... | |
| Cotton ginning and pressing mills. | 10 | 6 | 2 | ... | 1 | 1 | ... | ... | ... | ... | ... | ... | ... | ... | ... | ... | ... | ... | ... | 1 | ... | ... | ... | |
| Cotton spinning mills ... ... | 6 | 2 | 2 | 1 | 1 | ... | ... | ... | ... | ... | ... | ... | ... | ... | ... | ... | ... | ... | ... | ... | ... | ... | ... | |
| Cotton weaving mills ... ... | 5 | 3 | 2 | ... | ... | ... | ... | ... | ... | ... | ... | ... | ... | ... | ... | ... | ... | ... | ... | ... | ... | ... | ... | |
| Cotton spinning and weaving mills. | 5 | 2 | 2 | 1 | ... | ... | ... | ... | ... | ... | ... | ... | ... | ... | ... | ... | ... | ... | ... | ... | ... | ... | ... | |
| Cotton handloom factories ... | 21 | 3 | 5 | ... | ... | 12 | ... | ... | ... | ... | ... | ... | ... | ... | ... | 1 | 1 | ... | ... | 4 | ... | 6 | ... | Includes one factory owned by Government. |
| (b) *Jute, Hemp, etc.* | **22** | **10** | **4** | ... | **4** | **4** | **1** | ... | ... | **1** | ... | ... | ... | ... | ... | ... | ... | ... | ... | ... | ... | **2** | ... | |
| Jute presses ... ... ... ... | 6 | 5 | ... | ... | ... | 1 | 1 | ... | ... | ... | ... | ... | ... | ... | ... | ... | ... | ... | ... | ... | ... | ... | ... | |
| Jute mills ... ... ... ... | 2 | 2 | ... | ... | ... | ... | ... | ... | ... | ... | ... | ... | ... | ... | ... | ... | ... | ... | ... | ... | ... | ... | ... | |
| Rope works ... ... ... ... | 1 | 1 | ... | ... | ... | ... | ... | ... | ... | ... | ... | ... | ... | ... | ... | ... | ... | ... | ... | ... | ... | ... | ... | |
| Sunna press ... ... ... ... | 1 | ... | ... | ... | ... | 1 | ... | ... | ... | ... | ... | ... | ... | ... | ... | ... | ... | ... | ... | ... | ... | 1 | ... | |
| Coir yarn sorting ... ... ... | 2 | ... | ... | ... | 2 | ... | ... | ... | ... | ... | ... | ... | ... | ... | ... | ... | ... | ... | ... | ... | ... | ... | ... | |
| Coir yarn presses ... ... ... | 3 | 1 | ... | ... | 2 | ... | ... | ... | ... | ... | ... | ... | ... | ... | ... | ... | ... | ... | ... | ... | ... | ... | ... | |
| Palmyrah fibre factories (dressing, dyeing, cleaning, etc.). | 5 | ... | 3 | ... | ... | 2 | ... | ... | ... | 1 | ... | ... | ... | ... | ... | ... | ... | ... | ... | ... | ... | 1 | ... | |
| Palmyra fibre godown ... ... | 1 | ... | 1 | ... | ... | ... | ... | ... | ... | ... | ... | ... | ... | ... | ... | ... | ... | ... | ... | ... | ... | ... | ... | |
| Coir mat and matting factory ... | 1 | 1 | ... | ... | ... | ... | ... | ... | ... | ... | ... | ... | ... | ... | ... | ... | ... | ... | ... | ... | ... | ... | ... | |
| (c) *Others.* | **9** | ... | **1** | ... | ... | **8** | ... | ... | ... | ... | ... | ... | ... | ... | **7** | **1** | ... | ... | ... | ... | ... | ... | ... | |
| Dye works ... ... ... ... | 8 | ... | 1 | ... | ... | 7 | ... | ... | ... | ... | ... | ... | ... | ... | 7 | ... | ... | ... | ... | ... | ... | ... | ... | |
| Embroidery works ... ... ... | 1 | ... | ... | ... | ... | 1 | ... | ... | ... | ... | ... | ... | ... | ... | ... | 1 | ... | ... | ... | ... | ... | ... | ... | |

This content downloaded from 106.51.163.168 on Wed, 05 Jun 2024 15:15:17 +00:00
All use subject to https://about.jstor.org/terms

# TABLE XV-E.

## Statistics of industries. Part III.—Particulars as to ownership of factories, etc.—*continued.*

| DESCRIPTION OF FACTORY, MINE, ETC. | NUMBER OF FACTORIES. | NUMBER OWNED BY COMPANIES OF WHICH THE DIRECTORS ARE | | | NUMBER PRIVATELY OWNED BY | | | | | | | | | | | | | | | | | | | REMARKS. |
|---|---|---|---|---|---|---|---|---|---|---|---|---|---|---|---|---|---|---|---|---|---|---|---|---|
| | | Europeans and Anglo-Indians. | Indians. | Of both races. | Europeans and Anglo-Indians. | Total. | INDIANS. | | | | | | | | | | | | | | | | | |
| | | | | | | | Caste. | | | | | | | | | | | | | | | | | |
| | | | | | | | Hindu. | | | | | | | | | | | | | | | | | |
| | | | | | | | Balija. | Banjya. | Bant. | Brâhman. | Chetti. | Kamma. | Kammâlan. | Kapu. | Kshatriya. | Pallikâran. | Vaisya. | Vâniyan. | Vellâla. | Other. | Musalman. | Indian Christian. | Parsi. | |
| 1 | 2 | 3 | 4 | 5 | 6 | 7 | 8 | 9 | 10 | 11 | 12 | 13 | 14 | 15 | 16 | 17 | 18 | 19 | 20 | 21 | 22 | 23 | 24 | 25 |
| **V.—LEATHER AND OTHER INDUSTRIES.** | ***70*** | ***4*** | ***26*** | ... | ***1*** | ***39*** | ***1*** | ... | ... | ***2*** | ... | ... | ... | ***1*** | ***2*** | ... | ... | ... | ***3*** | ***2*** | ***28*** | ... | ... | |
| Tanneries | 66 | 3 | 26 | ... | 1 | 36 | 1 | ... | ... | 2 | ... | ... | ... | 1 | ... | ... | ... | ... | 3 | 2 | 27 | ... | ... | |
| Leather factories | 2 | 1 | .. | ... | | 1 | ... | ... | ... | ... | ... | ... | ... | ... | ... | ... | ... | ... | ... | ... | 1 | ... | ... | |
| Button and comb factories | 2 | ... | ... | ... | ... | 2 | ... | ... | ... | ... | ... | ... | ... | ... | 2 | ... | ... | ... | ... | ... | ... | ... | ... | |
| **VI.—WOOD INDUSTRIES.** | ***21*** | ***6*** | ***3*** | ... | ***4*** | ***6*** | ... | ... | ... | ... | ... | ... | ... | ... | ***2*** | ... | ... | ... | ***2*** | ***1*** | ***1*** | ... | ... | |
| Carpentry works | 15 | 3 | 2 | ... | 4 | 4 | ... | ... | ... | ... | ... | ... | ... | ... | ... | ... | ... | ... | 2 | 1 | 1 | ... | ... | Includes two works owned by Government. |
| Saw mills | 3 | 3 | ... | ... | ... | ... | ... | ... | ... | ... | ... | ... | ... | ... | ... | ... | ... | ... | ... | ... | ... | ... | ... | |
| Timber yards | 3 | ... | 1 | ... | ... | 2 | ... | ... | ... | ... | ... | ... | ... | ... | 2 | ... | ... | ... | ... | ... | ... | ... | ... | |
| **VII.—METAL INDUSTRIES.** | ***34*** | ***8*** | ***5*** | ... | ***2*** | ***11*** | ... | ... | ... | ***4*** | ... | ***4*** | ... | ... | ... | ... | ***1*** | ***1*** | ***1*** | ... | ... | ... | ... | |
| Iron works | 5 | 1 | 2 | ... | 2 | ... | ... | ... | ... | ... | ... | ... | ... | ... | ... | ... | ... | ... | ... | ... | ... | ... | ... | |
| Iron and steel works | 2 | ... | 1 | .. | ... | 1 | ... | ... | ... | ... | ... | ... | ... | ... | ... | ... | ... | ... | ... | 1 | ... | ... | ... | |
| Working iron sheets | 9 | ... | 2 | ... | ... | 7 | ... | ... | ... | 4 | ... | 1 | ... | ... | ... | ... | ... | 1 | 1 | ... | ... | ... | ... | |
| Arsenal | 1 | ... | ... | ... | ... | ... | ... | ... | ... | ... | ... | ... | ... | ... | ... | ... | ... | ... | ... | ... | ... | ... | ... | Owned by Government. |
| Machinery and engineering workshops. | 10 | 5 | ... | ... | ... | ... | ... | ... | ... | ... | ... | ... | ... | ... | ... | ... | ... | ... | ... | ... | ... | ... | ... | Includes four workshops owned by Government and one by Pudukkóttai Durbar. |
| Municipal workshop | 1 | ... | ... | .. | ... | ... | ... | ... | ... | ... | ... | ... | ... | ... | ... | ... | ... | ... | ... | ... | ... | ... | ... | Owned by Corporation Madras. |
| Local Fund workshop | 1 | ... | ... | ... | ... | ... | ... | ... | ... | ... | ... | ... | ... | ... | ... | ... | ... | ... | ... | ... | ... | ... | ... | Owned by District Board, Bellary. |
| Aluminium factory | 1 | 1 | ... | ... | ... | ... | ... | ... | ... | ... | ... | ... | ... | ... | ... | ... | ... | ... | ... | ... | ... | ... | ... | |
| Tin workshop | 1 | 1 | ... | ... | ... | ... | ... | ... | ... | ... | ... | ... | ... | ... | ... | ... | ... | ... | ... | ... | ... | ... | ... | |
| Bell metal factories | 3 | ... | ... | ... | ... | 3 | ... | ... | ... | ... | ... | ... | 3 | ... | ... | ... | ... | ... | ... | ... | ... | ... | ... | |
| **VIII.—GLASS AND EARTHENWARE INDUSTRIES.** | ***50*** | ***11*** | ***9*** | .. | ***2*** | ***28*** | ... | ... | ***5*** | ***6*** | ... | ... | ***1*** | ... | ... | ... | ... | ... | ***4*** | ***1*** | ***11*** | ... | ... | |
| Glass works | 1 | 1 | ... | ... | ... | ... | ... | ... | ... | ... | ... | ... | ... | ... | ... | ... | ... | ... | ... | ... | ... | ... | ... | |
| Brick factories | 3 | 2 | ... | ... | ... | ... | ... | ... | ... | ... | ... | ... | ... | ... | ... | ... | ... | ... | ... | ... | ... | ... | ... | |
| Tile factories | 40 | 7 | 8 | ... | 2 | 23 | ... | ... | 3 | 5 | ... | ... | 1 | ... | ... | ... | ... | ... | ... | 3 | 1 | 10 | ... | Includes one factory owned by Government. Excess of one factory is due to the joint ownership of Musalman and Billava. |
| Brick and tile works | 6 | 1 | ... | ... | ... | 5 | ... | ... | 2 | 1 | ... | ... | ... | ... | ... | ... | ... | ... | ... | 1 | ... | 1 | ... | |
| **IX.—INDUSTRIES CONNECTED WITH CHEMICAL PRODUCTS.** | ***56*** | ***16*** | ***5*** | ... | ***1*** | ***30*** | ***2*** | ... | ***2*** | ... | ... | ... | ... | ***2*** | ... | ... | ***15*** | ***3*** | ***2*** | ***3*** | ... | ***1*** | ... | |
| Salt crushing mills | 3 | 1 | ... | ... | ... | ... | ... | ... | ... | ... | ... | ... | ... | ... | ... | ... | ... | ... | ... | ... | ... | ... | ... | Includes two mills owned by Government. |
| Saltpetre refinery | 1 | 1 | ... | ... | ... | ... | ... | ... | ... | ... | ... | ... | ... | ... | ... | ... | ... | ... | ... | ... | ... | ... | ... | |
| Cordite ammunition factory | 1 | ... | ... | ... | ... | ... | ... | ... | ... | ... | ... | ... | ... | ... | ... | ... | ... | ... | ... | ... | ... | ... | ... | |
| Aerated water factories | 6 | 3 | 1 | .. | 1 | 1 | ... | ... | ... | ... | ... | ... | ... | ... | ... | ... | ... | ... | ... | ... | ... | ... | ... | Owned by Government. |
| Petroleum refineries | 2 | 2 | ... | ... | ... | ... | ... | ... | ... | ... | ... | ... | ... | ... | ... | ... | ... | ... | ... | ... | ... | 1 | ... | |
| Oil mills | 34 | 2 | 4 | ... | ... | 28 | ... | 2 | ... | 2 | ... | ... | ... | 2 | ... | ... | 16 | 3 | ... | 1 | 3 | ... | ... | |
| Fish oil and fish manure works | 1 | ... | ... | ... | ... | 1 | ... | ... | ... | ... | ... | ... | ... | ... | ... | ... | ... | ... | ... | 1 | ... | ... | ... | |
| Bulk oil installations | 6 | 6 | ... | ... | ... | ... | ... | ... | ... | ... | ... | ... | ... | ... | ... | ... | ... | ... | ... | ... | ... | ... | ... | |
| Chemical factories | 2 | 1 | ... | ... | ... | ... | ... | ... | ... | ... | ... | ... | ... | ... | ... | ... | ... | ... | ... | ... | ... | ... | ... | |
| **X.—FOOD INDUSTRIES.** | ***149*** | ***14*** | ***29*** | ... | ... | ***79*** | ***6*** | ***9*** | ... | ***6*** | ***4*** | ***4*** | ... | ***3*** | ... | ... | ***19*** | ***1*** | ***9*** | ***9*** | ***7*** | ***2*** | ... | Includes one factory owned by Government. |
| Rice mills | 81 | 2 | 23 | ... | ... | 57 | 4 | 9 | ... | 5 | 3 | 3 | ... | 3 | ... | ... | 19 | 1 | 2 | 5 | 1 | 1 | ... | Excess of one mill is due to the joint ownership of Vâisya and Kamma. |
| Backery | 1 | ... | 1 | .. | ... | ... | ... | ... | ... | ... | ... | ... | ... | ... | ... | ... | ... | ... | ... | ... | ... | ... | ... | |
| Fish curing yards | 23 | ... | ... | ... | ... | ... | ... | ... | ... | ... | ... | ... | ... | ... | ... | ... | ... | ... | ... | ... | ... | ... | ... | |
| Sugar factories | 5 | 3 | 1 | ... | ... | 1 | ... | ... | ... | 1 | ... | ... | ... | ... | ... | ... | ... | ... | ... | ... | ... | ... | ... | Owned by Government. |
| Breweries | 2 | 1 | ... | ... | ... | 1 | 1 | ... | ... | ... | ... | ... | ... | ... | ... | ... | ... | ... | ... | ... | ... | ... | ... | |
| Distilleries | 6 | 2 | ... | ... | ... | 4 | 1 | ... | ... | ... | ... | ... | ... | ... | ... | ... | ... | ... | 2 | 1 | ... | ... | ... | |
| Water works | 4 | ... | ... | ... | ... | ... | ... | ... | ... | ... | ... | ... | ... | ... | ... | ... | ... | ... | ... | ... | ... | ... | ... | Includes two works owned by Government and two by Municipal Councils. |
| Tobacco factories | 24 | 5 | 3 | ... | ... | 16 | ... | ... | ... | 1 | ... | ... | ... | ... | ... | ... | ... | 5 | 3 | 6 | 1 | ... | ... | |
| Forage presses | 2 | 1 | ... | ... | ... | ... | ... | ... | ... | ... | ... | ... | ... | ... | ... | ... | ... | ... | ... | ... | ... | ... | ... | |
| Condiment manufactory | 1 | ... | 1 | ... | ... | ... | ... | ... | ... | ... | ... | ... | ... | ... | ... | ... | ... | ... | ... | ... | ... | ... | ... | 1 owned by Government. |

This content downloaded from
106.51.163.168 on Wed, 05 Jun 2024 15:15:17 +00:00
All use subject to https://about.jstor.org/terms

# TABLE XV-E.

## Statistics of industries. Part III.—Particulars as to ownership of factories, etc.—*concluded.*

| DESCRIPTION OF FACTORY, MINE, ETC. | NUMBER OF FACTORIES. | NUMBER OWNED BY COMPANIES OF WHICH THE DIRECTORS ARE | | | NUMBER PRIVATELY OWNED BY | | | | | | | | | | | | | | | | | | REMARKS. |
|---|---|---|---|---|---|---|---|---|---|---|---|---|---|---|---|---|---|---|---|---|---|---|---|
| | | | | | | | INDIANS. | | | | | | | | | | | | | | | | |
| | | | | | | | | Caste. | | | | | | | | | | | | | | | |
| | | | | | | | | Hindu. | | | | | | | | | | | | | | | |
| | | Europeans and Anglo-Indians. | Indians. | Of both races. | Europeans and Anglo-Indians. | Total. | | Baiija. | Baniya. | Bant. | Brâhman. | Chetti. | Karoma. | Kammâlan. | Kâpu. | Kshatriya. | Paundikâran. | Vaisya. | Vâniyan. | Vellâla. | Others. | Musalman. | Indian Christian. | Parsi. | |
| 1 | 2 | 3 | 4 | 5 | 6 | 7 | 8 | 9 | 10 | 11 | 12 | 13 | 14 | 15 | 16 | 17 | 18 | 19 | 20 | 21 | 22 | 23 | 24 | 25 |
| XI.—INDUSTRIES OF DRESS. | *19* | *10* | *3* | ... | ... | *4* | *2* | .. | .. | .. | .. | .. | .. | .. | .. | .. | .. | .. | *1* | *1* | .. | .. | .. | |
| Boot and shoe factories ... ... | 9 | 4 | 2 | .. | .. | 3 | 1 | .. | .. | .. | .. | .. | .. | .. | .. | .. | .. | .. | 1 | 1 | .. | .. | .. | |
| Tailoring and dressmaking ... | 8 | 6 | 1 | .. | .. | .. | .. | .. | .. | .. | .. | .. | .. | .. | .. | .. | .. | .. | .. | .. | .. | .. | .. | Includes one factory owned by Government. |
| Laundries ... ... ... ... | *2* | .... | ... | ... | ... | 1 | 1 | .. | .. | .. | .. | .. | .. | .. | .. | .. | .. | .. | .. | .. | .. | .. | .. | Includes one owned by Cantonment Committee, Wellington. |
| XII.—FURNITURE INDUSTRIES. | *4* | *1* | *1* | ... | ... | *2* | .. | .. | .. | .. | .. | .. | .. | .. | .. | .. | .. | .. | *1* | .. | *1* | .. | .. | |
| Furniture factories ... ... ... | 4 | 1 | 1 | ... | ... | 2 | .. | .. | .. | .. | .. | .. | .. | .. | .. | .. | .. | .. | 1 | .. | 1 | .. | .. | |
| XIII.—INDUSTRIES CONNECTED WITH BUILDINGS. | *5* | *4* | *1* | .. | ... | .. | .. | .. | .. | .. | .. | .. | .. | .. | .. | .. | .. | .. | .. | .. | .. | .. | .. | |
| Stone works ... ... ... ... | 2 | 2 | ... | ... | ... | .. | .. | .. | .. | .. | .. | .. | .. | .. | .. | .. | .. | .. | .. | .. | .. | .. | .. | |
| Cement works ... ... ... | 2 | 1 | 1 | ... | ... | .. | .. | .. | .. | .. | .. | .. | .. | .. | .. | .. | .. | .. | .. | .. | .. | .. | .. | |
| Granite stone crushing factory ... | 1 | 1 | ... | ... | ... | .. | .. | .. | .. | .. | .. | .. | .. | .. | .. | .. | .. | .. | .. | .. | .. | .. | .. | |
| XIV.—CONSTRUCTION OF MEANS OF TRANSPORT. | *40* | *32* | *3* | .. | ... | *1* | .. | .. | .. | .. | *1* | .. | .. | .. | .. | .. | .. | .. | .. | .. | .. | .. | .. | |
| Railway workshops ... ... ... | 23 | 23 | ... | ... | ... | .. | .. | .. | .. | .. | .. | .. | .. | .. | .. | .. | .. | .. | .. | .. | .. | .. | .. | |
| Tramway workshops ... ... | 1 | 1 | ... | ... | ... | .. | .. | .. | .. | .. | .. | .. | .. | .. | .. | .. | .. | .. | .. | .. | .. | .. | .. | |
| Coach building factories ... ... | 5 | 1 | 3 | ... | ... | 1 | .. | .. | .. | .. | 1 | .. | .. | .. | .. | .. | .. | .. | .. | .. | .. | .. | .. | |
| Motor-car works ... ... ... | 2 | 2 | ... | ... | ... | .. | .. | .. | .. | .. | .. | .. | .. | .. | .. | .. | .. | .. | .. | .. | .. | .. | .. | |
| Aerial ropeway ... ... ... | 1 | 1 | ... | ... | ... | .. | .. | .. | .. | .. | .. | .. | .. | .. | .. | .. | .. | .. | .. | .. | .. | .. | .. | |
| Landing and shipping warehouses. | 2 | 1 | .. | ... | ... | .. | .. | .. | .. | .. | .. | .. | .. | .. | .. | .. | .. | .. | .. | .. | .. | .. | .. | Includes one house owned by Port Trust Board, Madras. |
| Dockyards (Boat Building) ... | 1 | 1 | .. | ... | ... | .. | .. | .. | .. | .. | .. | .. | .. | .. | .. | .. | .. | .. | .. | .. | .. | .. | .. | |
| Port Trust workshops ... ... | 2 | .. | .. | ... | ... | .. | .. | .. | .. | .. | .. | .. | .. | .. | .. | .. | .. | .. | .. | .. | .. | .. | .. | Owned by Port Trust Board, Madras. |
| Telegraph workshops ... ... | 3 | 2 | ... | ... | ... | .. | .. | .. | .. | .. | .. | .. | .. | .. | .. | .. | .. | .. | .. | .. | .. | .. | .. | Includes one workshop owned by Government. |
| XV.—PRODUCTION AND TRANSMISSION OF PHYSICAL FORCES. | *4* | *3* | *1* | ... | ... | .. | .. | .. | .. | .. | .. | .. | .. | .. | .. | .. | .. | .. | .. | .. | .. | .. | .. | |
| Ice factory ... ... ... ... | 1 | ... | 1 | ... | ... | .. | .. | .. | .. | .. | .. | .. | .. | .. | .. | .. | .. | .. | .. | .. | .. | .. | .. | |
| Electric light works ... ... | 3 | 3 | ... | .. | ... | .. | .. | .. | .. | .. | .. | .. | .. | .. | .. | .. | .. | .. | .. | .. | .. | .. | .. | |
| XVI.—INDUSTRIES OF LUXURY. | *55* | *12* | *17* | *1* | *2* | *20* | *1* | .. | .. | *10* | .. | .. | .. | .. | .. | .. | *2* | .. | *3* | *3* | .. | *1* | .. | |
| Printing presses ... ... ... | 51 | 11 | 16 | 1 | 1 | 19 | 1 | .. | .. | 10 | .. | .. | .. | .. | .. | .. | 2 | .. | 3 | 3 | .. | .. | .. | Includes three presses owned by Government. |
| Jewellery workshops ... ... | 2 | 1 | 1 | ... | ... | .. | .. | .. | .. | .. | .. | .. | .. | .. | .. | .. | .. | .. | .. | .. | .. | .. | .. | |
| Games and sports works ... ... | 1 | ... | ... | ... | 1 | ... | .. | .. | .. | .. | .. | .. | .. | .. | .. | .. | .. | .. | .. | .. | .. | .. | .. | |
| Book binding ... ... ... | 1 | ... | ... | ... | ... | 1 | .. | .. | .. | .. | .. | .. | .. | .. | .. | .. | .. | .. | .. | .. | 1 | .. | .. | |

This content downloaded from
106.51.163.168 on Wed, 05 Jun 2024 15:15:17 +00:00
All use subject to https://about.jstor.org/terms

# TABLE XV-E.

## STATISTICS OF INDUSTRIES.
## PART IV.—CASTE OR RACE OF MANAGERS OF FACTORIES, ETC.



This content downloaded from
106.51.163.168 on Wed, 05 Jun 2024 15:15:17 +00:00
All use subject to https://about.jstor.org/terms

# TABLE XV-E.

## Statistics of industries. Part IV.—Caste or race of managers of factories, etc.

| DESCRIPTION OF FACTORY, MINE, ETC. | NUMBER OF FACTORIES. | NUMBER MANAGED BY | | | | | | | | | | | | | | | | | | | REMARKS. |
|---|---|---|---|---|---|---|---|---|---|---|---|---|---|---|---|---|---|---|---|---|---|
| | | Europeans and Anglo-Indians. | Indians. | | | | | | | | | | | | | | | | | | |
| | | | | Caste. | | | | | | | | | | | | | | | | | |
| | | | | | Hindu. | | | | | | | | | | | | | | | | |
| | | | | | Balija. | Baniya. | Bant. | Brâhman. | Chetti. | Kamma. | Kammâlan. | Kapu. | Kshatriya. | Panikkan. | Vaisya. | Vâniyan. | Vellâla. | Others. | Musalman. | Indian Christian. | Parsi. | |
| 1 | 2 | 3 | 4 | 5 | 6 | 7 | 8 | 9 | 10 | 11 | 12 | 13 | 14 | 15 | 16 | 17 | 18 | 19 | 20 | 21 | 22 |
| PROVINCE ... | 867 | 372 | 448 | 21 | 12 | 5 | 72 | 13 | 13 | 6 | 14 | 8 | 9 | 66 | 5 | 29 | 46 | 78 | 44 | 7 | |
| I.—GROWING OF SPECIAL PRODUCTS ... | 203 | 176 | 22 | 7 | ... | ... | 3 | ... | ... | ... | ... | ... | ... | ... | ... | 1 | 6 | 6 | 7 | 2 | |
| Tea plantations ... ... ... ... ... | 17 | 17 | ... | ... | ... | ... | ... | ... | ... | ... | ... | ... | ... | ... | ... | ... | ... | ... | ... | ... | |
| Tea factory and plantations ... ... ... | 12 | 12 | ... | ... | ... | ... | ... | ... | ... | ... | ... | ... | ... | ... | ... | ... | ... | ... | ... | ... | |
| Tea factories ... ... ... ... ... | 11 | 11 | ... | ... | ... | ... | ... | ... | ... | ... | ... | ... | ... | ... | ... | ... | ... | ... | ... | ... | |
| Cinchona and tea plantation ... ... ... | 1 | ... | 1 | ... | ... | ... | ... | ... | ... | ... | ... | ... | ... | ... | ... | 1 | ... | ... | ... | ... | |
| Tea and rubber plantation ... ... ... | 1 | 1 | ... | ... | ... | ... | ... | ... | ... | ... | ... | ... | ... | ... | ... | ... | ... | ... | ... | ... | |
| Coffee plantations ... ... ... ... | 104 | 86 | 18 | 2 | ... | ... | 1 | ... | ... | ... | ... | ... | ... | ... | ... | ... | 5 | 5 | 5 | ... | |
| Tea and coffee plantations ... ... ... | 3 | 3 | ... | ... | ... | ... | ... | ... | ... | ... | ... | ... | ... | ... | ... | ... | ... | ... | ... | ... | |
| Tea, coffee, and pepper plantations ... | 3 | 3 | ... | ... | ... | ... | ... | ... | ... | ... | ... | ... | ... | ... | ... | ... | ... | ... | ... | ... | |
| Coffee works ... ... ... ... | 1 | 1 | ... | ... | ... | ... | ... | ... | ... | ... | ... | ... | ... | ... | ... | ... | ... | ... | ... | ... | |
| Coffee curing works ... ... ... ... | 9 | 7 | 2 | ... | ... | ... | ... | ... | ... | ... | ... | ... | ... | ... | ... | ... | ... | ... | 2 | ... | |
| Coffee curing and manure works ... ... | 2 | 2 | ... | ... | ... | ... | ... | ... | ... | ... | ... | ... | ... | ... | ... | ... | ... | ... | ... | ... | |
| Coffee pulper houses ... ... ... ... | 3 | 3 | ... | ... | ... | ... | ... | ... | ... | ... | ... | ... | ... | ... | ... | ... | ... | ... | ... | ... | |
| Coffee garbling ... ... ... ... ... | 5 | 3 | 2 | ... | ... | ... | ... | ... | ... | ... | ... | ... | ... | ... | ... | ... | ... | ... | ... | 2 | |
| Coffee roasting, grinding, etc. ... ... | 1 | 1 | ... | ... | ... | ... | ... | ... | ... | ... | ... | ... | ... | ... | ... | ... | ... | ... | ... | ... | |
| Cinchona plantations ... ... ... ... | 3 | 3 | ... | ... | ... | ... | ... | ... | ... | ... | ... | ... | ... | ... | ... | ... | ... | ... | ... | ... | |
| Rubber plantations ... ... ... ... | 15 | 14 | 1 | ... | ... | ... | ... | ... | ... | ... | ... | ... | ... | ... | ... | ... | 1 | ... | ... | ... | |
| Cardamom curing house ... ... ... ... | 1 | 1 | ... | ... | ... | ... | ... | ... | ... | ... | ... | ... | ... | ... | ... | ... | ... | ... | ... | ... | |
| General produce works ... ... ... ... | 1 | 1 | ... | ... | ... | ... | ... | ... | ... | ... | ... | ... | ... | ... | ... | ... | ... | ... | ... | ... | |
| General produce curing yard ... ... ... | 1 | 1 | ... | ... | ... | ... | ... | ... | ... | ... | ... | ... | ... | ... | ... | ... | ... | ... | ... | ... | |
| Casuarina plantations ... ... ... | 5 | 3 | 2 | ... | ... | ... | 2 | ... | ... | ... | ... | ... | ... | ... | ... | ... | ... | ... | ... | ... | |
| Cinnamon plantation ... ... ... | 1 | 1 | ... | ... | ... | ... | ... | ... | ... | ... | ... | ... | ... | ... | ... | ... | ... | ... | ... | ... | |
| Pepper estates ... ... ... ... | 3 | 2 | 1 | ... | ... | ... | ... | ... | ... | ... | ... | ... | ... | ... | ... | ... | 1 | ... | ... | ... | |
| II.—MINES ... ... ... | 48 | 17 | 31 | 5 | ... | ... | 8 | ... | 6 | ... | 7 | ... | ... | 3 | ... | ... | 1 | 1 | ... | ... | |
| Mica mines ... ... ... ... ... ... | 30 | 5 | 25 | 4 | ... | ... | 8 | ... | 6 | ... | 2 | ... | ... | 3 | ... | ... | 1 | 1 | ... | ... | |
| Manganese mines ... ... ... ... ... | 5 | 5 | ... | ... | ... | ... | ... | ... | ... | ... | ... | ... | ... | ... | ... | ... | ... | ... | ... | ... | |
| Gold mines ... ... ... ... ... | 3 | 3 | ... | ... | ... | ... | ... | ... | ... | ... | ... | ... | ... | ... | ... | ... | ... | ... | ... | ... | |
| Graphite mines ... ... ... ... | 1 | 1 | ... | ... | ... | ... | ... | ... | ... | ... | ... | ... | ... | ... | ... | ... | ... | ... | ... | ... | |
| Magnesite mines and works ... ... ... | 1 | 1 | ... | ... | ... | ... | ... | ... | ... | ... | ... | ... | ... | ... | ... | ... | ... | ... | ... | ... | |
| Mica splitting factories ... ... ... | 8 | 2 | 6 | 1 | ... | ... | ... | ... | ... | ... | 5 | ... | ... | ... | ... | ... | ... | ... | ... | ... | |
| III.—QUARRIES OF HARD ROCKS. *Nil.* | | | | | | | | | | | | | | | | | | | | | |
| IV.—TEXTILE INDUSTRIES ... | 78 | 33 | 45 | ... | 1 | ... | 8 | 1 | 1 | ... | 2 | 1 | 1 | 10 | ... | ... | 11 | 1 | 7 | 1 | |
| (a) *Cotton.* | | | | | | | | | | | | | | | | | | | | | |
| Cotton ginning mills ... ... ... ... | 20 | 5 | *16 | ... | 1 | ... | 2 | ... | 1 | ... | 2 | ... | ... | 6 | ... | ... | 3 | ... | 1 | ... | * Excess of one is due to joint managership of Vaisya and Kamma. |
| Cotton pressing mills ... ... ... ... | 11 | 7 | 4 | ... | ... | ... | ... | ... | ... | ... | ... | ... | ... | 2 | ... | ... | 2 | ... | ... | ... | |
| Cotton ginning and pressing mills ... ... | 10 | 6 | 4 | ... | ... | ... | 2 | ... | ... | ... | ... | ... | ... | ... | ... | ... | ... | 1 | ... | 1 | |
| Cotton spinning mills ... ... ... ... | 6 | 5 | 1 | ... | ... | ... | ... | ... | ... | ... | ... | 1 | ... | ... | ... | ... | ... | ... | ... | ... | |
| Cotton weaving mills ... ... ... ... | 5 | 3 | 2 | ... | ... | ... | 1 | ... | ... | ... | ... | ... | ... | ... | ... | ... | 1 | ... | ... | ... | |
| Cotton spinning and weaving mills ... ... | 5 | 4 | 1 | ... | ... | ... | 1 | ... | ... | ... | ... | ... | ... | ... | ... | ... | ... | ... | ... | ... | |
| Cotton handloom factories ... ... ... | 21 | 3 | 17 | ... | ... | ... | 2 | 1 | ... | ... | ... | ... | 1 | 2 | ... | ... | 5 | ... | 6 | ... | One owned by Government. |
| (b) *Jute, Hemp, etc.* ... | 22 | 10 | 12 | 2 | ... | ... | 4 | ... | ... | ... | ... | 1 | ... | ... | ... | ... | ... | ... | 5 | ... | |
| Jute presses ... ... ... ... ... ... | 6 | 2 | 4 | 2 | ... | ... | 2 | ... | ... | ... | ... | ... | ... | ... | ... | ... | ... | ... | ... | ... | |
| Jute mills ... ... ... ... ... ... | 2 | 2 | ... | ... | ... | ... | ... | ... | ... | ... | ... | ... | ... | ... | ... | ... | ... | ... | ... | ... | |
| Rope works ... ... ... ... ... | 1 | ... | 1 | ... | ... | ... | 1 | ... | ... | ... | ... | ... | ... | ... | ... | ... | ... | ... | ... | ... | |
| Senna press ... ... ... ... ... ... | 1 | ... | 1 | ... | ... | ... | ... | ... | ... | ... | ... | ... | ... | ... | ... | ... | ... | ... | 1 | ... | |
| Coir yarn sorting ... ... ... ... ... | 2 | 2 | ... | ... | ... | ... | ... | ... | ... | ... | ... | ... | ... | ... | ... | ... | ... | ... | ... | ... | |
| Coir yarn presses ... ... ... ... ... | 3 | 3 | ... | ... | ... | ... | ... | ... | ... | ... | ... | ... | ... | ... | ... | ... | ... | ... | ... | ... | |
| Palmyra fibre factories (dressing, dyeing, cleaning, etc.). | 5 | ... | 5 | ... | ... | ... | 1 | ... | ... | ... | ... | ... | ... | ... | ... | ... | ... | ... | 4 | ... | |
| Palmyra fibre godown ... ... ... ... | 1 | ... | 1 | ... | ... | ... | ... | ... | ... | ... | ... | 1 | ... | ... | ... | ... | ... | ... | ... | ... | |
| Coir mat and matting factory ... ... ... | 1 | 1 | ... | ... | ... | ... | ... | ... | ... | ... | ... | ... | ... | ... | ... | ... | ... | ... | ... | ... | |
| (c) *Others.* ... | 9 | ... | 9 | ... | ... | ... | ... | ... | ... | ... | ... | 1 | 8 | ... | ... | ... | ... | ... | ... | ... | |
| Dye works ... ... ... ... ... | 8 | ... | 8 | ... | ... | ... | ... | ... | ... | ... | ... | ... | 8 | ... | ... | ... | ... | ... | ... | ... | |
| Embroidery works ... ... ... ... ... | 1 | ... | 1 | ... | ... | ... | ... | ... | ... | ... | ... | 1 | ... | ... | ... | ... | ... | ... | ... | ... | |
| V.—LEATHER AND OTHER INDUSTRIES. | 70 | 4 | 67 | 1 | ... | ... | 4 | 2 | ... | ... | 1 | 1 | ... | ... | ... | 4 | 1 | 53 | ... | ... | |
| Tanneries ... ... ... ... ... ... | 66 | 3 | *64 | 1 | ... | ... | 3 | 2 | ... | ... | 1 | ... | ... | ... | ... | 4 | 1 | 52 | ... | ... | * Excess of a tannery is due to the joint managership of Musalman and Brâhman. |
| Leather factories ... ... ... ... ... | 2 | 1 | 1 | ... | ... | ... | ... | ... | ... | ... | ... | ... | ... | ... | ... | ... | ... | 1 | ... | ... | |
| Button and comb factories ... ... ... | 2 | ... | 2 | ... | ... | ... | 1 | ... | ... | ... | ... | 1 | ... | ... | ... | ... | ... | ... | ... | ... | |

This content downloaded from
106.51.163.168 on Wed, 05 Jun 2024 15:15:17 +00:00
All use subject to https://about.jstor.org/terms

# TABLE XV-E.

## Statistics of industries. Part IV.—Caste or race of managers of factories, etc.—*continued.*

| DESCRIPTION OF FACTORY, MINE, ETC. | NUMBER OF FACTORIES. | NUMBER MANAGED BY: Europeans and Anglo-Indians. | Indians: Total. | Caste. Hindu. Balija. | Banaiya. | Bani. | Brahman. | Chetti. | Kamma. | Kammalan. | Kapu. | Kshatriya. | Patnulkaran. | Vaisya. | Vaniyan. | Vellala. | Others. | Musalman. | Indian Christian. | Parsi. | REMARKS. |
|---|---|---|---|---|---|---|---|---|---|---|---|---|---|---|---|---|---|---|---|---|---|
| 1 | 2 | 3 | 4 | 5 | 6 | 7 | 8 | 9 | 10 | 11 | 12 | 13 | 14 | 15 | 16 | 17 | 18 | 19 | 20 | 21 | 22 |
| VI.—WOOD INDUSTRIES | *21* | *11* | *8* | | | | *1* | | | *1* | | | | | | | *3* | *2* | *1* | | |
| Carpentry works | 15 | 18 | 5 | | | | 1 | | | | | | | | | | 1 | 2 | 1 | | Owned by Govt. two. |
| Saw mills | 3 | 3 | | | | | | | | | | | | | | | | | | | |
| Timber yards | 3 | | 3 | | | | | | | 1 | | | | | | | 2 | | | | |
| VII.—METAL INDUSTRIES | *34* | *10* | *17* | | | | *4* | *2* | | *4* | | | | *1* | | *2* | *1* | *1* | *1* | *1* | |
| Iron works | 5 | 3 | 2 | | | | 1 | | | | | | | | | 1 | | | | | |
| Iron and steel works | 2 | | 2 | | | | | | | | | | | | | | | | 1 | 1 | |
| Working iron sheets | 9 | | 9 | | | | 2 | 2 | | 1 | | | | 1 | | 1 | 1 | 1 | | | |
| Arsenal | 1 | | | | | | | | | | | | | | | | | | | | Owned by Government. |
| Machinery and engineering workshops | *10 | 5 | 1 | | | | 1 | | | | | | | | | | | | | | Owned by Govt. four. |
| Municipal workshop | 1 | | | | | | | | | | | | | | | | | | | | Owned by Corporation of Madras. |
| Local Fund workshop | 1 | | | | | | | | | | | | | | | | | | | | Owned by District Board, Bellary. |
| Aluminium factory | 1 | 1 | | | | | | | | | | | | | | | | | | | |
| Tin workshop | 1 | 1 | | | | | | | | | | | | | | | | | | | |
| Bell metal factories | 3 | | 3 | | | | | | | 3 | | | | | | | | | | | |
| VIII.—GLASS AND EARTHENWARE INDUSTRIES. | *50* | *12* | *37* | | | *5* | *5* | *1* | | *1* | | *1* | | | | | *6* | *2* | *16* | | |
| Glass works | 1 | 1 | | | | | | | | | | | | | | | | | | | |
| Brick factories | 3 | 1 | | | | | | | | | | | | | | | | 1 | | | Owned by Govt. one. |
| Tile factories | 40 | 10 | 30 | | | 3 | 4 | 1 | | 1 | | 1 | | | | | 4 | 1 | 15 | | |
| Brick and tile works | 6 | | 6 | | | 2 | 1 | | | | | | | | | | 2 | | 1 | | |
| IX.—INDUSTRIES CONNECTED WITH CHEMICAL PRODUCTS. | *56* | *17* | *35* | | | | *4* | *1* | | | | *2* | | *16* | *4* | *2* | *1* | *3* | | *2* | |
| Salt crushing mills | 3 | 1 | | | | | | | | | | | | | | | | | | | Owned by Govt. two. |
| Saltpetre refinery | 1 | 1 | | | | | | | | | | | | | | | | | | | |
| Cordite ammunition factory | 1 | | | | | | | | | | | | | | | | | | | | Owned by Government. |
| Aerated water factories | 6 | 4 | 2 | | | | | | | | | | | | | | | | | 2 | |
| Petroleum refineries | 2 | 2 | | | | | | | | | | | | | | | | | | | |
| Oil mills | 34 | 2 | 32 | | | | 4 | 1 | | | | 2 | | 16 | 4 | 2 | | 3 | | | |
| Fish oil and fish manure works | 1 | | 1 | | | | | | | | | | | | | | 1 | | | | |
| Bulk-oil installations | 6 | 6 | | | | | | | | | | | | | | | | | | | |
| Chemical factories | 2 | 1 | | | | | | | | | | | | | | | | | | | Owned by Govt. one. |
| X.—FOOD INDUSTRIES | *149* | *15* | *106* | *7* | *11* | | *8* | *4* | *5* | | *4* | *1* | | *29* | *1* | *9* | *15* | *7* | *4* | *1* | |
| Rice mills | 81 | 3 | 78 | 5 | 11 | | 7 | 2 | 5 | | 4 | | | 28 | 1 | 4 | 8 | 1 | 2 | | |
| Bakery | 1 | | 1 | | | | | | | | | | | 1 | | | | | | | |
| Fish curing yards | 23 | | | | | | | | | | | | | | | | | | | | Owned by Government. |
| Sugar factories | 5 | 4 | 1 | | | | 1 | | | | | | | | | | | | | | |
| Breweries | 2 | 1 | 1 | | | | | | | | | | | | | | | | 1 | | |
| Distilleries | 6 | 1 | 5 | 1 | | | | | | | | 1 | | | | | 3 | | | | |
| Water works | 4 | | | | | | | | | | | | | | | | | | | | Owned by Government two and two by Municipal Council. |
| Tobacco factories | 24 | 5 | 19 | 1 | | | 1 | 1 | | | | | | | | 5 | 3 | 6 | 1 | 1 | |
| Forage presses | 2 | 1 | | | | | | | | | | | | | | | | | | | Owned by Govt. one. |
| Condiment manufactory | 1 | | 1 | | | | | | | | | | | | | | 1 | | | | |
| XI.—INDUSTRIES OF DRESS | *19* | *10* | *7* | *1* | | | *1* | *1* | | | | | | *1* | | *2* | | | *1* | | |
| Boot and shoe factories | 9 | 4 | 5 | | | | 1 | 1 | | | | | | | | 2 | | | 1 | | |
| Tailoring and dress making | 8 | 6 | 1 | | | | | | | | | | | 1 | | | | | | | Owned by Govt. one. |
| Laundries | 2 | | 1 | 1 | | | | | | | | | | | | | | | | | Owned by Cantonment Committee, Wellington one. |
| XII.—FURNITURE INDUSTRIES | *4* | *1* | *3* | | | | | | | | | | | *1* | | *1* | | *1* | | | |
| Furniture factories | 4 | 1 | 3 | | | | | | | | | | | 1 | | 1 | | 1 | | | |
| XIII.—INDUSTRIES CONNECTED WITH BUILDINGS. | *5* | *4* | *1* | | | | | | | | | | | | | *1* | | | | | |
| Stone works | 2 | 1 | 1 | | | | | | | | | | | | | 1 | | | | | |
| Cement works | 2 | 2 | | | | | | | | | | | | | | | | | | | |
| Granite stone crushing factory | 1 | 1 | | | | | | | | | | | | | | | | | | | |

This content downloaded from
106.51.163.168 on Wed, 05 Jun 2024 15:15:17 +00:00
All use subject to https://about.jstor.org/terms

# TABLE XV-E.

## Statistics of industries. Part IV.—Caste or race of managers of factories, etc.—*concluded.*

| DESCRIPTION OF FACTORY, MINE, ETC. | NUMBER OF FACTORIES. | NUMBER MANAGED BY | | | | | | | | | | | | | | | | | REMARKS. |
|---|---|---|---|---|---|---|---|---|---|---|---|---|---|---|---|---|---|---|---|
| | | Europeans and Anglo-Indians. | INDIANS. | | | | | | | | | | | | | | | | |
| | | | Total. | Caste. | | | | | | | | | | | | | | | |
| | | | | Hindu. | | | | | | | | | | | | | | | |
| | | | | Balija. | Baniya. | Bant. | Brâhman. | Chetti. | Kamma. | Kammâlan. | Kâpu. | Kshatriya. | Patnûlkâran. | Vaisya. | Vâniyan. | Vellâla. | Others. | Musalmân. | Indian Christian. | Parsi. | |
| 1 | 2 | 3 | 4 | 5 | 6 | 7 | 8 | 9 | 10 | 11 | 12 | 13 | 14 | 15 | 16 | 17 | 18 | 19 | 20 | 21 | 22 |
| XIV.—CONSTRUCTION OF MEANS OF TRANSPORT. | *40* | *34* | *5* | ... | ... | ... | *1* | *1* | *1* | ... | ... | ... | ... | ... | ... | ... | ... | *1* | *1* | ... | |
| Railway workshops ... ... ... ... ... | 23 | 23 | ... | ... | ... | ... | ... | ... | ... | ... | ... | ... | ... | ... | ... | ... | ... | ... | ... | ... | |
| Tramway workshops ... ... ... ... | 1 | 1 | ... | ... | ... | ... | ... | ... | ... | ... | ... | ... | ... | ... | ... | ... | ... | ... | ... | ... | |
| Coach building factories ... ... ... ... | 5 | 2 | 3 | ... | ... | ... | ... | ... | 1 | ... | ... | ... | ... | ... | ... | ... | 1 | ... | 1 | ... | |
| Motor-car works ... ... ... ... | 2 | 2 | ... | ... | ... | ... | ... | ... | ... | ... | ... | ... | ... | ... | ... | ... | ... | ... | ... | ... | |
| Aërial ropeway ... ... ... ... | 1 | 1 | ... | ... | ... | ... | ... | ... | ... | ... | ... | ... | ... | ... | ... | ... | ... | ... | ... | ... | |
| Landing and shipping warehouses ... ... | 2 | 2 | ... | ... | ... | ... | ... | ... | ... | ... | ... | ... | ... | ... | ... | ... | ... | ... | ... | ... | |
| Dockyards (Boat Building) ... ... | 1 | ... | 1 | ... | ... | ... | ... | 1 | ... | ... | ... | ... | ... | ... | ... | ... | ... | ... | ... | ... | |
| Port Trust workshops ... ... ... ... | 2 | 2 | ... | ... | ... | ... | ... | ... | ... | ... | ... | ... | ... | ... | ... | ... | ... | ... | ... | ... | |
| Telegraph workshops ... ... ... ... | 3 | 1 | 1 | ... | ... | ... | 1 | ... | ... | ... | ... | ... | ... | ... | ... | ... | ... | ... | ... | ... | Owned by Govt. one. |
| XV.—PRODUCTION AND TRANSMISSION OF PHYSICAL FORCES. | *4* | *4* | ... | ... | ... | ... | ... | ... | ... | ... | ... | ... | ... | ... | ... | ... | ... | ... | ... | ... | |
| Ice factory ... ... ... ... ... ... | 1 | 1 | ... | ... | ... | ... | ... | ... | ... | ... | ... | ... | ... | ... | ... | ... | ... | ... | ... | ... | |
| Electric light works ... ... ... | 3 | 3 | ... | ... | ... | ... | ... | ... | ... | ... | ... | ... | ... | ... | ... | ... | ... | ... | ... | ... | |
| XVI.—INDUSTRIES OF LUXURY. | *55* | *14* | *38* | *3* | ... | ... | *21* | ... | ... | ... | ... | ... | *5* | ... | *7* | *1* | ... | *1* | ... | ... | |
| Printing presses ... ... ... ... ... | 51 | 12 | 36 | 3 | ... | ... | 20 | ... | ... | ... | ... | ... | 5 | ... | 7 | 1 | ... | ... | ... | ... | Owned by Govt. three. |
| Jewellery workshops ... ... ... ... | 2 | 1 | 1 | ... | ... | ... | 1 | ... | ... | ... | ... | ... | ... | ... | ... | ... | ... | ... | ... | ... | |
| Games and sports works ... ... ... | 1 | 1 | ... | ... | ... | ... | ... | ... | ... | ... | ... | ... | ... | ... | ... | ... | ... | ... | ... | ... | |
| Book binding ... ... ... ... | 1 | ... | 1 | ... | ... | ... | ... | ... | ... | ... | ... | ... | ... | ... | ... | ... | ... | ... | 1 | ... | |

This content downloaded from
106.51.163.168 on Wed, 05 Jun 2024 15:15:17 +00:00
All use subject to https://about.jstor.org/terms

# TABLE XVI.

## OCCUPATION BY SELECTED CASTES, TRIBES OR RACES.

This table shows the various occupations followed by certain selected castes, tribes and races, in certain selected localities. In the corresponding table of 1901, occupations, detailed in column 13 onwards of this table, were given by 'orders' (now called sub-classes). On the present occasion some of the sub-classes are sub-divided, so as to bring out more clearly the character of the occupations followed by members of the selected castes.

The figures in column 13 onwards are exclusive of those in columns 7 and 8. Asterisks have been placed against the figures in those columns which are affected by this arrangement.

The population dealt with in this table includes only those who have returned the name of the main caste, and not of sub-castes subsequently clubbed together in table XIII. But exceptions were made in the case of the Balíja, Dévánga, Kammálan, Kamsala and Shánán castes for which see title page to table XIV.



This content downloaded from
106.51.163.168 on Wed, 05 Jun 2024 15:15:17 +00:00
All use subject to https://about.jstor.org/terms

# TABLE XVI.

## Occupation by selected castes, tribes or races.

| CASTE, TRIBE OR RACE. | TRADITIONAL OCCUPATION. | Population dealt with. | | | | Number of actual workers whose traditional caste occupation was returned as their | | | | Number of actual workers returning their traditional occupation as their principal means of livelihood who had some subsidiary occupation. | | RECORDED PRINCIPAL OCCUPATION OF ACTUAL WORKERS. | | | | | | | |
|---|---|---|---|---|---|---|---|---|---|---|---|---|---|---|---|---|---|---|---|
| | | Actual workers. | | Dependents. | | Principal means of livelihood. | | Subsidiary means of livelihood. | | | | I. Exploitation of the surface of the soil. | | | | | | | |
| | | | | | | | | | | | | Income from rent of land. | | Cultivators of all kinds. | | Agents and managers of landed estates, planters, forest officers and their clerks, rent collectors, etc. | | Field labourers, wood cutters etc. | |
| | | Males. | Females. | Males. | Females. | Males. | Females. | Males. | Females. | Males. | Females. | Males. | Females. | Males. | Females. | Males. | Females. | Males. | Females. |
| 1 | 2 | 3 | 4 | 5 | 6 | 7 | 8 | 9 | 10 | 11 | 12 | 13 | 14 | 15 | 16 | 17 | 18 | 19 | 20 |
| **Hindu.** | | | | | | | | | | | | | | | | | | | |
| Balija ... ... ... ... | Traders ... ... | 69,164 | 38,079 | 43,110 | 74,693 | 8,074 | 4,549 | 840 | 212 | 713 | 217 | 2,225 | 1,071 | 37,115 | 16,927 | 455 | 16 | 7,986 | 10,133 |
| Billaya ... ... ... ... | Toddy drawers ... ... | 48,355 | 48,185 | 24,712 | 31,967 | 5,145 | ... | 4,063 | ... | 1,264 | ... | 207 | 136 | 31,403 | 31,038 | 47 | 1 | 5,366 | 11,571 |
| Bráhman, Tamil ... ... | Priests ... ... ... | 35,470 | 4,791 | 27,292 | 62 882 | 4,852 | 70 | 1,140 | 2 | 972 | 3 | 11,155 | 2,218 | 7,202 | 672 | 992 | 15 | 84 | 7 |
| Do. Telugu ... ... | Do. ... ... ... | 27,029 | 6,945 | 23,938 | 44,735 | 3,522 | 135 | 2,849 | 244 | 560 | 21 | 9,332 | 3,792 | 8,751 | 2,413 | 364 | 40 | 79 | 5 |
| Do. Malayálam ... ... | Do. ... ... ... | 5,215 | 406 | 3,885 | 7.280 | 1,508 | 3 | 332 | ... | 103 | ... | 2,389 | 326 | 372 | 29 | 61 | ... | ... | ... |
| Do. Canarese ... ... | Do. ... ... ... | 10,647 | 2,992 | 6,754 | 15,238 | 762 | 54 | 909 | ... | 189 | ... | 1,486 | 441 | 7,654 | 2.072 | 5 | ... | 9 | 12 |
| Do. Oriyá ... ... | Do. ... ... ... | 36,109 | 7,556 | 26,116 | 58,618 | 3,296 | 445 | 2,107 | 28 | 850 | 53 | 6,426 | 1,594 | 16,938 | 1,389 | 359 | 26 | 1,504 | 382 |
| Chakkiliyan ... ... ... | Leather workers ... | 62,602 | 44,045 | 35.859 | 54,588 | 22,328 | 1,408 | 1,203 | 89 | 935 | 70 | 11 | 3 | 1,33. | 541 | 47 | 22 | 25,894 | 24,030 |
| Cheruman ... ... ... | Agricultural labourers. | 74,171 | 81,706 | 41,929 | 46,625 | 69,409 | 79,649 | 253 | 134 | 993 | 3,401 | ... | ... | 385 | 117 | 1,928 | 27 | * 62 | * 105 |
| Dévánga ... ... ... | Weavers ... ... ... | 15,973 | 12,143 | 8,218 | 12,061 | 11,586 | 9,095 | 51 | 36 | 1,875 | 1,545 | 47 | 17 | 637 | 369 | 10 | ... | 565 | 991 |
| Holeya ... ... ... ... | Agricultural labourers. | 29,696 | 40,902 | 15 812 | 18,797 | 22,372 | 33,903 | 268 | 281 | 609 | 717 | 1 | ... | 276 | 1,004 | 176 | 123 | * 48 | * 575 |
| Kaikólan ... ... ... | Weavers ... ... ... | 30,544 | 20,157 | 19,079 | 31,294 | 18,715 | 8,585 | 396 | 67 | 1,133 | 124 | 170 | 309 | 4,027 | 2,117 | 33 | 4 | 1,020 | 728 |
| Kallan ... ... ... ... | Cultivators ... ... | 131,011 | 83,982 | 78.244 | 129,523 | 119,559 | 74,734 | 1,037 | 324 | 9,197 | 2,167 | * | * | * | * | 268 | 34 | 47 | 23 |
| Kammálan ... ... ... | Metal and wood workers. | 64,145 | 20,395 | 33,968 | 84,640 | 49,843 | 1,130 | 5,072 | 175 | 8,252 | 273 | 256 | 215 | 10,692 | 2,903 | 11 | 8 | 1,456 | 4,920 |
| Kamsala ... ... ... | Do. | 30,045 | 5,545 | 17,245 | 43,066 | 22 968 | 1,932 | 565 | 15 | 7,501 | 460 | 868 | 526 | 2,125 | 1,252 | 44 | ... | 196 | 1,189 |
| Mádiga ... ... ... | Leather workers ... | 79,924 | 56,495 | 33,232 | 55,718 | 19,045 | 4,620 | 813 | 351 | 13,122 | 2,303 | 1,347 | 225 | 8,559 | 1,633 | 34 | 10 | 43,729 | 46,504 |
| Mála ... ... ... ... | Agricultural labourers. | 196,259 | 167,856 | 93 195 | 129,402 | 140,966 | 146,895 | 6,207 | 3,945 | 10,675 | 12,817 | 347 | 272 | 29,010 | 14,232 | 176 | 23 | * 135 | * 62 |
| Maravan ... ... ... | Cultivators ... ... | 102,560 | 68,678 | 67,471 | 109,291 | 81,402 | 53,289 | 2,984 | 464 | 11,744 | 3,706 | * | * | * | * | 320 | 57 | 2,611 | 22 |
| Sále ... ... ... ... | Weavers ... ... ... | 37,409 | 25,649 | 18,341 | 31,102 | 23,738 | 16,374 | 348 | 171 | 4,427 | 2,811 | 253 | 120 | 3,255 | 1.389 | 27 | 2 | 3,778 | 4,848 |
| Shánáu ... ... ... | Toddy drawers ... ... | 74,666 | 34,993 | 57,611 | 102,855 | 15,293 | ... | 2,853 | ... | 4,014 | ... | 936 | 524 | 41,035 | 16,037 | 139 | 80 | 1,125 | 726 |
| Tíyan ... ... ... ... | Do. ... ... | 164,270 | 116,438 | 133.140 | 189,450 | 20,218 | ... | 8,528 | ... | 4,645 | ... | 235 | 71 | 46,158 | 11,185 | 1,718 | 199 | 56,174 | 66,224 |
| **Christian.** | | | | | | | | | | | | | | | | | | | |
| Anglo-Indian ... ... ... | ... ... | 3,749 | 1,160 | 3,830 | 7,340 | ... | ... | ... | ... | ... | ... | 12 | 22 | 15 | 10 | 61 | 1 | .. | ... |
| Indian ... ... ... ... | ... ... | 103,562 | 65,554 | 78,806 | 124,682 | ... | ... | ... | ... | ... | ... | 1,586 | 768 | 27,231 | 12,938 | 1,162 | 285 | 9,621 | 19,874 |
| European ... ... ... | ... ... | 6,961 | 1,123 | 2,164 | 4,623 | ... | ... | ... | ... | ... | ... | 2 | 12 | 5 | 2 | 256 | 16 | ... | ... |
| Armenian ... ... ... | ... ... | 11 | 1 | 15 | 7 | ... | ... | ... | ... | ... | ... | ... | ... | ... | ... | ... | ... | ... | ... |

This content downloaded from 106.51.163.168 on Wed, 05 Jun 2024 15:15:17 +00:00
All use subject to https://about.jstor.org/terms

# TABLE XVI.

## Occupation by selected castes, tribes or races—*continued.*

| CASTE, TRIBE OR RACE. | TRADITIONAL OCCUPATION. | RECORDED PRINCIPAL OCCUPATION OF ACTUAL WORKERS—*cont.* | | | | | | | | | | | | | | | | | | | |
|---|---|---|---|---|---|---|---|---|---|---|---|---|---|---|---|---|---|---|---|---|---|
| | | I. EXPLOITATION OF THE SURFACE OF THE SOIL—*concld.* | | | | II. EXTRACTION OF MINERALS. | | | | III. INDUSTRIES. | | | | IV. TRANSPORT. | | | | V. TRADE. | | VI. PUBLIC FORCE. | | | |
| | | Raisers of live-stock, milkmen and herdsmen. | | Fishing and hunting. | | Owners, managers, clerks, etc. | | Labourers. | | Owners, managers, clerks, etc. | | Artisans and other workmen. | | Owners, managers, ships' officers, etc. | | Labourers, boatmen, carters, palki bearers, etc. | | | | Commissioned and gazetted officers. | | Others. | |
| | | Males. | Females. | Males. | Females. | Males. | Females. | Males. | Females. | Males. | Females. | Males. | Females. | Males. | Females. | Males. | Females. | Males. | Females. | Males. | Females. | Males. | Females. |
| | | 21 | 22 | 23 | 24 | 25 | 26 | 27 | 28 | 29 | 30 | 31 | 32 | 33 | 34 | 35 | 36 | 37 | 38 | 39 | 40 | 41 | 42 |
| **Hindu.** | | | | | | | | | | | | | | | | | | | | | | | |
| Balija ... ... ... ... | Traders ... ... ... | 672 | 182 | 62 | 7 | ... | ... | 59 | 2 | 5 | ... | 5,114 | 2,789 | 18 | ... | 1,273 | 47 | * | * | ... | ... | 888 | ... |
| Billava ... ... ... | Toddy drawers ... | 685 | 98 | 65 | ... | 1 | ... | 92 | ... | * 16 | * | * 1,876 | * 1,792 | 9 | ... | 565 | 76 | 818 | 1,329 | ... | ... | 66 | ... |
| Bráhman Tamil ... ... | Priests ... ... ... | ... | ... | ... | ... | | ... | ... | ... | 18 | ... | 54 | 11 | 556 | 1 | 73 | ... | 2,669 | 1,323 | ... | ... | 141 | ... |
| Do. Telugu ... ... | Do. ... ... ... | 8 | .. | ... | ... | .. | ... | ... | ... | .. | ... | 47 | 14 | ... | ... | 56 | ... | 416 | 93 | ... | ... | 80 | .. |
| Do. Malayálam ... | Do. ... ... ... | ... | ... | ... | ... | ... | ... | ... | ... | 4 | ... | 10 | 2 | 6 | ... | 1 | ... | 234 | 23 | ... | ... | 4 | ... |
| Do. Canarese ... | Do. ... ... ... | ... | 9 | ... | ... | ... | ... | ... | ... | ... | ... | 20 | 5 | 3 | ... | 5 | ... | 215 | 92 | ... | .. | 1 | ... |
| Do. Oriyá ... ... | Do. ... ... ... | 79 | ... | ... | ... | ... | ... | .. | ... | ... | ... | 395 | 2,400 | ... | ... | 157 | 217 | 3,354 | 536 | 1 | ... | 42 | ... |
| Chakkiliyan ... ... ... | Leather workers ... | 681 | 188 | ... | ... | .. | ... | ... | ... | ... | ... | 231 | 487 | ... | ... | 43 | 3 | 322 | 460 | ... | ... | 49 | ... |
| Cheruman ... ... ... | Agricultural labourers. | 970 | 67 | 5 | 2 | ... | ... | 9 | .. | * | * | * 869 | * 1,663 | ... | ... | 380 | 8 | 46 | 38 | ... | ... | ... | ... |
| Dévánga ... ... ... | Weavers ... ... | 13 | 3 | ... | 1 | ... | ... | 1 | ... | * 9 | * 2 | * 807 | * 898 | 3 | ... | 175 | 3 | 1,890 | 592 | ... | ... | 28 | ... |
| Holeya ... ... ... | Agricultural labourers. | 1,483 | 251 | 37 | 18 | ... | ... | 346 | 52 | ... | ... | 870 | 921 | ... | ... | 118 | 236 | 94 | 207 | ... | ... | ... | ... |
| Kaikólan ... ... ... | Weavers ... ... | 72 | 15 | 4 | .. | ... | ... | ... | 5 | * 46 | * 45 | * 400 | * 578 | 11 | ... | 253 | 34 | 2,447 | 2,633 | ... | ... | 100 | ... |
| Kallan ... ... ... | Cultivators ... ... | 1,159 | 148 | 39 | ... | 1 | 1 | ... | 14 | 4 | 17 | 1,773 | 2,927 | 36 | 10 | 2,078 | 22 | 1,539 | 2,396 | ... | ... | 609 | ... |
| Kammálan ... ... ... | Metal and wood workers. | 98 | 11 | ... | ... | ... | ... | 1 | 1 | * 196 | * 1 | * 391 | * 1,853 | 12 | ... | 84 | ... | 418 | 684 | ... | ... | 32 | ... |
| Kamsala ... ... ... | Do. | 17 | 1 | ... | ... | ... | ... | ... | ... | * | * 1 | * 2,939 | * 199 | ... | ... | 11 | ... | 490 | 239 | 1 | ... | 57 | ... |
| Mádiga ... ... ... | Leather workers ... | 2,311 | 166 | 16 | 65 | 1 | ... | 6 | 5 | * | * | * 816 | * 1,406 | 1 | ... | 221 | 62 | 558 | 852 | ... | ... | 911 | ... |
| Mála ... ... ... ... | Agricultural labourers. | 8,336 | 459 | 189 | 1 | ... | ... | 11 | 3 | ... | ... | 6,287 | 2,188 | 1 | ... | 883 | 87 | 1,460 | 1,361 | ... | ... | 845 | ... |
| Maravan ... ... ... | Cultivators ... ... | 2,486 | 159 | 65 | 1 | ... | .. | 27 | ... | 5 | 4 | 4,420 | 4,729 | 46 | ... | 1,608 | 19 | 1,344 | 1,852 | ... | ... | 1,321 | ... |
| Sále ... ... ... ... | Weavers ... ... | 292 | 2 | 16 | 1 | ... | ... | 24 | ... | * | * | * 1,722 | * 772 | 3 | ... | 434 | 37 | 2,654 | 1,227 | ... | ... | 187 | ... |
| Shánán ... ... ... | Toddy drawers ... | 384 | 38 | 3 | ... | ... | ... | ... | ... | * 30 | * 5 | * 2,958 | * 7,817 | ... | ... | 1,398 | 79 | 5,090 | 2,876 | ... | ... | 42 | ... |
| Tíyan ... ... ... ... | Do. ... | 901 | 26 | 59 | 1 | 2 | ... | 10 | ... | * 388 | * 9 | * 14,367 | * 35,078 | 320 | ... | 7,394 | 344 | 8,212 | 850 | ... | ... | 385 | ... |
| **Christian.** | | | | | | | | | | | | | | | | | | | | | | | |
| Anglo-Indian ... ... ... | ..... | ... | .. | 2 | ... | 1 | ... | 2 | ... | 88 | 4 | 435 | 203 | 508 | 42 | 635 | 6 | 124 | 40 | ... | ... | 76 | ... |
| Indian ... ... ... ... | ..... | 781 | 159 | 5,178 | 217 | ... | ... | 42 | 4 | 162 | 12 | 26,668 | 13,313 | 341 | 3 | 4,322 | 334 | 5,237 | 4,825 | 9 | .. | 801 | 1 |
| European ... ... ... | ..... | 2 | ... | 2 | ... | 27 | ... | 6 | ... | 108 | 1 | 99 | 23 | 703 | 13 | 335 | 6 | 326 | 71 | 147 | ... | 2,769 | ... |
| Armenian ... ... ... | ..... | ... | ... | ... | ... | ... | ... | ... | ... | ... | ... | ... | ... | ... | ... | 3 | ... | 2 | ... | ... | ... | ... | ... |

This content downloaded from 106.51.163.168 on Wed, 05 Jun 2024 15:15:17 +00:00
All use subject to https://about.jstor.org/terms

# TABLE XVI.

## Occupation by selected castes, tribes or races—*concluded.*

| CASTE, TRIBE OR RACE. | TRADITIONAL OCCUPATION. | RECORDED PRINCIPAL OCCUPATION OF ACTUAL WORKERS—*concld.* | | | | | | | | | | | | | | | | | |
|---|---|---|---|---|---|---|---|---|---|---|---|---|---|---|---|---|---|---|---|
| | | VII. Public Administration. | | VIII. Arts and Professions. | | | | | | IX. Persons living on their income. | | X. Domestic service. | | XI. Contractors, clerks, cashiers, etc., otherwise unspecified. | | XII. Labourers unspecified. | | XIII. Beggars, prostitutes, criminals and inmates of jails and asylums. | |
| | | Gazetted officers. | | Others. | | Religious. | | Lawyers, doctors and teachers. | | Others. | | | | | | | | | |
| | | Males. | Females. | Males. | Females. | Males. | Females. | Males. | Females. | Males. | Females. | Males. | Females. | Males. | Females. | Males. | Females. | Males. | Females. | Males. | Females. |
| | | 43 | 44 | 45 | 46 | 47 | 48 | 49 | 50 | 51 | 52 | 53 | 54 | 55 | 56 | 57 | 58 | 59 | 60 | 61 | 62 |
| **Hindu.** | | | | | | | | | | | | | | | | | | | |
| Balija ... ... ... ... | Traders ... ... | ... | ... | 967 | ... | 175 | 54 | 492 | 48 | 372 | 102 | 309 | 67 | 234 | 128 | 663 | 87 | 1,212 | 1,439 | 794 | 431 |
| Billava ... ... ... ... | Toddy drawers ... | ... | | 132 | ... | 16 | ... | 121 | 2 | 36 | 1 | 18 | 5 | 115 | 141 | 78 | ... | 1,424 | 1,953 | 54 | 42 |
| Bráhman, Tamil ... ... | Priests ... ... | 4 | . | 2,516 | . | * | * | 2,498 | 2 | 370 | 7 | 200 | 165 | 704 | 186 | 1,203 | 1 | 8 | 5 | 171 | 108 |
| Do. Telugu ... ... | Do. ... ... ... | 10 | ... | 1,562 | ... | * | * | 1,612 | 69 | 273 | 4 | 98 | 160 | 204 | 103 | 194 | 4 | ... | 1 | 421 | 112 |
| Do. Malayálam ... ... | Do. ... ... | ... | ... | 121 | ... | * | * | 161 | ... | 36 | 1 | 9 | ... | 226 | 11 | 18 | ... | ... | ... | 55 | 11 |
| Do. Canarese ... ... | Do. ... ... ... | 1 | ... | 116 | ... | * | * | 183 | 1 | 17 | ... | 8 | 160 | 103 | 135 | 53 | ... | 5 | 11 | 1 | ... |
| Do. Oriyá ... ... | Do. ... ... | 7 | ... | 386 | ... | * | * | 998 | 17 | 39 | 1 | 28 | 32 | 689 | 212 | 109 | ... | 367 | 64 | 935 | 241 |
| Chakkiliyan ... ... ... | Leather workers | ... | ... | 136 | ... | 7 | ... | 38 | 5 | 47 | 16 | 2 | 3 | 69 | 18 | 32 | 1 | 10,862 | 16,701 | 464 | 159 |
| Cheruman ... ... ... | Agricultural labourers... | ... | ... | 1 | ... | 2 | ... | 24 | 1 | 1 | ... | ... | ... | 25 | 14 | 11 | 1 | 8 | 4 | 36 | 10 |
| Dévánga ... ... ... | Weavers ... ... | 1 | ... | 7 | ... | 1 | ... | 44 | 3 | 4 | ... | 13 | 2 | 7 | 22 | 6 | 2 | 37 | 68 | 82 | 75 |
| Holeya ... ... ... ... | Agricultural labourers... | ... | ... | ... | ... | ... | ... | 9 | 1 | 288 | 52 | 2 | ... | 95 | 31 | 6 | ... | 2,664 | 3,392 | 131 | 136 |
| Kaikólan ... ... ... | Weavers ... ... | 1 | ... | 103 | ... | 206 | 71 | 216 | 18 | 443 | 778 | 12 | 15 | 266 | 218 | 97 | 1 | 1,450 | 3,933 | 452 | 70 |
| Kallan ... ... ... ... | Cultivators ... ... | ... | ... | 508 | ... | 91 | 16 | 200 | 14 | 168 | 47 | 27 | 23 | 322 | 337 | 299 | 30 | 1,998 | 3,080 | 265 | 109 |
| Kammálan ... ... ... | Metal and wood workers. | ... | ... | 39 | . | 56 | 9 | 141 | 10 | 30 | 6 | 11 | 8 | 5 | 43 | 56 | 1 | 244 | 1,545 | 73 | 47 |
| Kamsala ... ... ... | Do. | ... | | 41 | ... | 9 | | 79 | 12 | 18 | 1 | 69 | 31 | 9 | 33 | 15 | ... | 35 | 56 | 54 | 73 |
| Mádiga ... ... ... ... | Leather workers ... | ... | | 509 | ... | 1 | | 24 | 8 | 24 | 31 | 7 | 7 | 88 | 32 | 23 | 1 | 968 | 309 | 725 | 559 |
| Mála ... ... ... ... | Agricultural labourers. | ... | | 716 | ... | 58 | 3 | 140 | 39 | 231 | 2 | 14 | 21 | 755 | 269 | 93 | 24 | 3,628 | 298 | 1,978 | 1,617 |
| Maravan ... ... ... | Cultivators ... ... | ... | | 796 | ... | 149 | 15 | 150 | 17 | 107 | 20 | 24 | 7 | 197 | 87 | 860 | 17 | 4,324 | 8,012 | 298 | 391 |
| Sále ... ... ... ... | Weavers ... ... | ... | | 81 | ... | 12 | ... | 71 | 21 | 40 | 13 | 34 | 6 | 58 | 147 | 55 | 2 | 470 | 508 | 205 | 180 |
| Sbánán ... ... ... ... | Toddy drawers ... ... | ... | | 66 | ... | 57 | 14 | 108 | 15 | 43 | 10 | 4 | 6 | 19 | 67 | 280 | 26 | 5,518 | 6,582 | 138 | 91 |
| Tíyan ... ... ... ... | Do. | 1 | | 972 | ... | 145 | 4 | 1,798 | 83 | 181 | ... | 123 | 9 | 1,420 | 1,245 | 1,124 | 511 | 1,457 | 429 | 508 | 170 |
| **Christian.** | | | | | | | | | | | | | | | | | | | | | |
| Anglo-Indian ... ... ... | ..... | 14 | .. | 198 | 11 | 21 | 21 | 141 | 325 | 191 | 9 | 333 | 235 | 16 | 54 | 614 | 77 | 145 | 6 | 117 | 94 |
| Indian ... ... ... | ..... | 24 | .. | 1,012 | 2 | 1,168 | 308 | 3,265 | 1,721 | 476 | 96 | 566 | 278 | 2,716 | 1,964 | 2,496 | 1,120 | 8,228 | 6,811 | 472 | 521 |
| European ... ... ... | ..... | 233 | 1 | 102 | 3 | 658 | 360 | 256 | 353 | 302 | 15 | 261 | 163 | 14 | 40 | 318 | 37 | 15 | 7 | 15 | ... |
| Armenian ... ... ... | ..... | ... | ... | ... | ... | 3 | ... | 1 | ... | ... | ... | 1 | 1 | 1 | ... | ... | ... | ... | ... | ... | ... |

This content downloaded from 106.51.163.168 on Wed, 05 Jun 2024 15:15:17 +00:00
All use subject to https://about.jstor.org/terms

# TABLE XVII.

## TERRITORIAL DISTRIBUTION OF THE CHRISTIAN POPULATION BY SECT AND RACE.

This table shows the sects of Christians of all races.

Fifteen Armenians by race have returned other churches than Armenian, viz., Church of England (5), Roman Catholic (6), Greek Church (1), Lutheran (1), Protestant unspecified (2). These have been clubbed with Europeans in this table: but in table XVIII they have been shown separately.

This table includes, for convenience, certain persons holding beliefs which, in the strict sense of the word, can hardly be described as "Christian." Particulars by race and sex are as follows:—

| | Total. | Males. | Females. | Race. | | |
|---|---|---|---|---|---|---|
| | | | | European. | Anglo-Indian. | Indian. |
| TOTAL | *168* | *111* | *57* | *101* | *6* | *61* |
| Unitarian | 70 | 43 | 27 | 10 | ... | 60 |
| Theosophist | 45 | 23 | 22 | 43 | 1 | 1 |
| Agnostic | 37 | 31 | 6 | 34 | 3 | ... |
| Atheist | 7 | 6 | 1 | 7 | ... | ... |
| Atheist | 5 | 5 | ... | 5 | ... | ... |
| Freethinker | 2 | 2 | ... | ... | 2 | ... |
| Rationalist | 2 | 1 | 1 | 2 | ... | ... |

The following list shows the sects which, by reason of the small number of persons returned under them, have been thrown together under the head "Minor Protestant Denominations":—

| Sect. | Males. | Females. | Sect. | Males. | Females. |
|---|---|---|---|---|---|
| TOTAL | *1,759* | *1,483* | | | |
| Adventist | 54 | 99 | Gódávari Delta Mission | 106 | 116 |
| Alliance | 2 | 1 | Hepzibah Faith Mission | 9 | 11 |
| American Brethren Mission | 252 | 257 | Home Mission | 5 | ... |
| American Church | 1 | ... | Indian Christian Realm | 62 | 30 |
| Bunder Mission | 1 | ... | Kabul Mission | ... | 24 |
| Brethren Mission | 11 | 16 | Madura Home Mission | 6 | ... |
| Burma Mission | ... | 1 | New American Mission | 1 | ... |
| Catholic Apostolic | 1 | ... | New Jerusalam Mission | 1 | 1 |
| Church of God Faith Mission | ... | 14 | Open Brethern | 36 | 51 |
| Church of India | ... | 1 | Plymouth Brethren | 3 | 3 |
| Christian Mission | 14 | 1 | Processemes | 3 | 4 |
| Ceylon and India General Mission | 81 | 84 | Sáttúr Mission | 1 | ... |
| Church of Christ Mission | 978 | 598 | Settipéttá Mission | 21 | 24 |
| Church Mission | 34 | 120 | Seventh Day Adventist | 35 | 20 |
| Evangelist Church | 40 | 5 | South India Mission | 1 | ... |
| | | | Swedenborgian | ... | 2 |

In 1901, members of the Syrian Church were grouped as (i) Jacobites, (ii) Others. This time 'Others' have been further sub-divided into (*a*) Chaldæan, (*b*) Reformed, (*c*) Romo-Syrian. Three hundred and forty-four persons (males 194, females 150) returned themselves merely as Syrians. All the members of this Church are Indians by race.



This content downloaded from 106.51.163.168 on Wed, 05 Jun 2024 15:15:17 +00:00
All use subject to https://about.jstor.org/terms

# TABLE XVII.

## Territorial distribution of the Christian population by sect and race.

| DISTRICT OR STATE. | ALL DENOMINATIONS. | | | | | | | | | ANGLICAN COMMUNION. | | | | | | | | | ARMENIAN CHURCH. | | |
|---|---|---|---|---|---|---|---|---|---|---|---|---|---|---|---|---|---|---|---|---|---|
| | TOTAL. | | | EUROPEAN. | | ANGLO-INDIAN. | | INDIAN. | | TOTAL. | | | EUROPEAN. | | ANGLO-INDIAN. | | INDIAN. | | TOTAL. | | |
| | Persons. | Males. | Females. | Males. | Females. | Males. | Females. | Males. | Females. | Persons | Males. | Females. | Males. | Females. | Males. | Females. | Males. | Females. | Persons. | Males. | Females. |
| 1 | 2 | 3 | 4 | 5 | 6 | 7 | 8 | 9 | 10 | 11 | 12 | 13 | 14 | 15 | 16 | 17 | 18 | 19 | 20 | 21 | 22 |
| **MADRAS** ... | ***1,208,515*** | ***595,235*** | ***613,280*** | ***9,151*** | ***5,754*** | ***12,651*** | ***13,372*** | ***573,433*** | ***594,154*** | ***168,873*** | ***82,569*** | ***86,304*** | ***5,644*** | ***3,203*** | ***4,232*** | ***4,433*** | ***72,693*** | ***78,668*** | ***19*** | ***15*** | ***4*** |
| **(1) British Territory** .. | ***1,191,266*** | ***586,836*** | ***604,430*** | ***9,138*** | ***5,746*** | ***12,642*** | ***13,361*** | ***565,056*** | ***585,323*** | ***168,702*** | ***82,479*** | ***86,223*** | ***5,638*** | ***3,199*** | ***4,229*** | ***4,432*** | ***72,612*** | ***78,592*** | ***19*** | ***15*** | ***4*** |
| 1. GANJÁM ... ... | 2,367 | 1,184 | 1,183 | 62 | 45 | 44 | 34 | 1,078 | 1,104 | 255 | 152 | 103 | 34 | 17 | 15 | 18 | 103 | 68 | ... | ... | ... |
| 2. AGENCY, GANJÁM ... | 1,896 | 976 | 920 | 3 | 2 | 1 | .. | 972 | 918 | 13 | 13 | ... | 1 | ... | ... | ... | 12 | ... | ... | ... | ... |
| 3. VIZAGAPATAM ... ... | 4,983 | 2,453 | 2,530 | 228 | 203 | 557 | 516 | 1,668 | 1,811 | 443 | 233 | 210 | 96 | 59 | 105 | 127 | 32 | 24 | ... | ... | ... |
| 4. AGENCY, VIZAGAPATAM. | 9,753 | 4,929 | 4,824 | 29 | 13 | 16 | 16 | 4,884 | 4,795 | 252 | 128 | 124 | 11 | | 5 | 8 | 112 | 116 | ... | ... | ... |
| 5. GÓDÁVARI ... ... | 8,240 | 4,157 | 4,083 | 135 | 118 | 270 | 301 | 3,752 | 3,664 | 640 | 321 | 319 | 57 | 36 | 94 | 118 | 170 | 165 | ... | ... | ... |
| 6. AGENCY, GÓDÁVARI ... | 1,616 | 800 | 816 | 5 | 4 | 2 | 3 | 793 | 809 | 1,121 | 545 | 576 | 2 | 3 | 1 | ... | 542 | 573 | ... | ... | ... |
| 7. KISTNA ... ... .. | 49,863 | 25,070 | 24,793 | 67 | 53 | 92 | 69 | 24,911 | 24,671 | 20,423 | 10,398 | 10,025 | 42 | 31 | 38 | 24 | 10,318 | 9,970 | ... | ... | ... |
| 8. GUNTÚR ... ... | 123,707 | 63,250 | 60,457 | 85 | 64 | 32 | 40 | 63,133 | 60,353 | 236 | 123 | 113 | 29 | 14 | 5 | 13 | 89 | 86 | ... | ... | ... |
| 9. NELLORE ... ... | 44,298 | 22,126 | 22,172 | 75 | 66 | 219 | 200 | 21,832 | 21,906 | 395 | 209 | 186 | 26 | 23 | 90 | 92 | 93 | 71 | ... | ... | ... |
| 10. CUDDAPAH .. ... | 22,408 | 11,350 | 11,058 | 19 | 14 | 15 | 8 | 11,316 | 11,036 | 7,310 | 3,650 | 3,660 | 13 | 1 | 8 | 1 | 3,629 | 3,658 | ... | ... | ... |
| 11. KURNOOL ... .. | 42,068 | 21,237 | 20,831 | 27 | 17 | 20 | 19 | 21,190 | 20,795 | 16,431 | 8,550 | 7,881 | 17 | 11 | 9 | 10 | 8,524 | 7,860 | ... | ... | ... |
| 12. BELLARY ... ... | 4,481 | 2,494 | 1,987 | 725 | 186 | 187 | 211 | 1,582 | 1,590 | 983 | 715 | 268 | 575 | 96 | 57 | 61 | 83 | 111 | .. | .. | ... |
| 13. ANANTAPUR ... ... | 3,636 | 1,935 | 1,701 | 65 | 51 | 222 | 202 | 1,648 | 1,448 | 483 | 237 | 246 | 37 | 34 | 114 | 113 | 86 | 99 | ... | ... | ... |
| 14. MADRAS ... | 41,814 | 20,584 | 21,230 | 2,549 | 1,647 | 4,914 | 5,412 | 13,121 | 14,171 | 10,734 | 5,557 | 5,177 | 1,620 | 986 | 2,126 | 2,217 | 1,811 | 1,994 | 18 | 14 | 4 |
| 15. CHINGLEPUT ... ... | 30,377 | 15,174 | 15,203 | 705 | 410 | 809 | 874 | 13,660 | 13,919 | 2,015 | 1,130 | 885 | 432 | 224 | 275 | 320 | 423 | 341 | 1 | 1 | ... |
| 16. CHITTOOR ... ... | 4,558 | 2,280 | 2,278 | 33 | 32 | 114 | 109 | 2,133 | 2,137 | 215 | 106 | 109 | 17 | 16 | 45 | 53 | 44 | 40 | ... | ... | ... |
| 17. NORTH ARCOT .. ... | 32,822 | 16,156 | 16,666 | 131 | 93 | 397 | 407 | 15,628 | 16,166 | 629 | 333 | 296 | 76 | 41 | 167 | 182 | 90 | 73 | ... | .. | ... |
| 18. SALEM ... ... | 15,003 | 7,320 | 7,683 | 132 | 124 | 159 | 169 | 7,029 | 7,390 | 421 | 202 | 219 | 85 | 86 | 56 | 63 | 61 | 70 | ... | ... | ... |
| 19. COIMBATORE ... ... | 19,550 | 9,608 | 9,942 | 186 | 178 | 430 | 452 | 8,992 | 9,312 | 922 | 441 | 481 | 94 | 89 | 132 | 121 | 215 | 271 | ... | ... | ... |
| 20. SOUTH ARCOT .. .. | 67,436 | 33,578 | 33,858 | 166 | 76 | 300 | 283 | 33,112 | 33,499 | 797 | 403 | 394 | 71 | 34 | 95 | 122 | 237 | 238 | ... | ... | ... |
| 21. TAÑJORE ... ... | 89,814 | 43,071 | 46,743 | 243 | 95 | 448 | 321 | 42,380 | 46,327 | 2,694 | 1,338 | 1,356 | 108 | 47 | 90 | 64 | 1,140 | 1,245 | ... | .. | ... |
| 22. TRICHINOPOLY ... | 87,353 | 42,209 | 45,144 | 233 | 194 | 358 | 405 | 41,618 | 44,545 | 2,639 | 1,305 | 1,334 | 116 | 114 | 164 | 195 | 1,025 | 1,025 | ... | ... | ... |
| 23. MADURA ... ... | 60,510 | 29,816 | 30,694 | 199 | 172 | 235 | 220 | 29,382 | 30,302 | 676 | 388 | 288 | 53 | 42 | 89 | 67 | 246 | 179 | ... | ... | ... |
| 24. RÁMNÁD ... ... | 76,677 | 36,205 | 40,472 | 46 | 26 | 14 | 15 | 36,145 | 40,431 | 7,412 | 3,679 | 3,733 | 20 | 11 | 6 | 5 | 3,653 | 3,717 | ... | ... | ... |
| 25. TINNEVELLY ... ... | 175,889 | 84,306 | 91,583 | 143 | 101 | 87 | 66 | 84,076 | 91,416 | 84,890 | 39,068 | 45,822 | 89 | 70 | 30 | 17 | 38,949 | 45,735 | ... | ... | ... |
| 26. NILGIRIS ... ... | 17,343 | 8,907 | 8,436 | 1,846 | 1,448 | 707 | 626 | 6,354 | 6,362 | 3,970 | 2,206 | 1,764 | 1,384 | 956 | 310 | 271 | 512 | 507 | ... | ... | ... |
| 27. MALABAR ... ... | 53,015 | 26,837 | 26,178 | 880 | 237 | 1,594 | 1,860 | 24,363 | 24,081 | 1,602 | 998 | 604 | 497 | 120 | 93 | 130 | 408 | 354 | ... | ... | ... |
| 28. ANJENGO ... .. | 3,760 | 1,778 | 1,982 | 5 | 6 | 259 | 351 | 1,514 | 1,625 | 4 | 1 | 3 | 1 | 3 | ... | ... | ... | ... | ... | ... | ... |
| 29. SOUTH CANARA ... | 96,029 | 47,046 | 48,983 | 116 | 71 | 140 | 172 | 46,790 | 48,740 | 97 | 50 | 47 | 35 | 25 | 10 | 20 | 5 | 2 | ... | ... | ... |
| **(2) Feudatory States** ... | ***17,249*** | ***8,399*** | ***8,850*** | ***13*** | ***8*** | ***9*** | ***11*** | ***8,377*** | ***8,831*** | ***171*** | ***90*** | ***81*** | ***6*** | ***4*** | ***3*** | ***1*** | ***81*** | ***76*** | ... | ... | ... |
| 30. PUDUKKÓTTAI ... ... | 16,393 | 7,939 | 8,454 | 7 | 4 | 9 | 11 | 7,923 | 8,439 | 67 | 31 | 36 | 1 | ... | 3 | 1 | 27 | 35 | ... | .. | ... |
| 31. BANGANAPALLE ... | 785 | 422 | 363 | 1 | ... | ... | ... | 421 | 363 | 96 | 55 | 41 | 1 | ... | ... | ... | 54 | 41 | ... | ... | ... |
| 32. SANDÚR ... ... | 71 | 38 | 33 | 5 | 4 | ... | ... | 33 | 29 | 8 | 4 | 4 | 4 | 4 | ... | ... | ... | ... | ... | ... | ... |

This content downloaded from 106.51.163.168 on Wed, 05 Jun 2024 15:15:17 +00:00
All use subject to https://about.jstor.org/terms

# TABLE XVII.

## Territorial distribution of the Christian population by sect and race—*continued.*

| DISTRICT OR STATE. | BAPTIST. | | | | | | | | | CONGREGATIONALIST. | | | | | | | | GREEK. | | | | | | | | |
|---|---|---|---|---|---|---|---|---|---|---|---|---|---|---|---|---|---|---|---|---|---|---|---|---|---|---|
| | TOTAL. | | | EUROPEAN. | | ANGLO-INDIAN. | | INDIAN. | | TOTAL. | | | EUROPEAN. | | ANGLO-INDIAN. | | INDIAN. | | TOTAL. | | | EUROPEAN. | | ANGLO-INDIAN. | | INDIAN. | |
| | Persons. | Males. | Females. | Males. | Females. | Males. | Females. | Males. | Females. | Persons. | Males. | Females. | Males. | Females. | Males. | Females. | Males. | Females. | Persons. | Males. | Females. | Males. | Females. | Males. | Females. | Males. | Females. |
| | 23 | 24 | 25 | 26 | 27 | 28 | 29 | 30 | 31 | 32 | 33 | 34 | 35 | 36 | 37 | 38 | 39 | 40 | 41 | 42 | 43 | 44 | 45 | 46 | 47 | 48 | 49 |
| **MADRAS ...** | ***141,812*** | ***71,026*** | ***70,786*** | ***153*** | ***148*** | ***167*** | ***136*** | ***70,706*** | ***70,502*** | ***37,466*** | ***19,057*** | ***18,409*** | ***113*** | ***65*** | ***107*** | ***36*** | ***18,837*** | ***18,308*** | **6** | **5** | **1** | **4** | **1** | ... | ... | **1** | .. |
| **(1) British Territory.** | ***141,804*** | ***71,020*** | ***70,784*** | ***153*** | ***148*** | ***167*** | ***136*** | ***70,700*** | ***70,500*** | ***36,885*** | ***18,744*** | ***18,141*** | ***112*** | ***65*** | ***107*** | ***36*** | ***18,525*** | ***18,040*** | **6** | **5** | **1** | **4** | **1** | ... | ... | **1** | ... |
| 1. GANJÁM ... ... | 914 | 443 | 471 | 9 | 11 | 1 | 2 | 433 | 458 | 4 | 1 | 3 | .. | ... | ... | ... | 1 | 3 | ... | .. | .. | ... | ... | ... | ... | . | ... |
| 2. AGENCY, GANJÁM ... | 469 | 232 | 237 | 2 | 2 | | | 230 | 235 | ... | ... | ... | ... | ... | ... | ... | ... | ... | ... | ... | ... | ... | ... | ... | ... | ... | ... |
| 3. VIZAGAPATAM ... ... | 624 | 327 | 297 | 19 | 19 | 46 | 7 | 262 | 271 | 379 | 201 | 178 | 34 | 7 | 66 | 8 | 101 | 163 | ... | ... | ... | ... | ... | ... | ... | ... | ... |
| 4. AGENCY, VIZAGAPATAM. | 70 | 27 | 43 | ... | 1 | 4 | 1 | 23 | 41 | 9 | 4 | 5 | 4 | ... | ... | ... | ... | 5 | ... | ... | ... | ... | ... | ... | ... | ... | ... |
| 5. GÓDÁVARI ... ... | 3,786 | 1,948 | 1,838 | 18 | 24 | 29 | 41 | 1,901 | 1,773 | 10 | 3 | 7 | ... | ... | ... | ... | 3 | 7 | ... | ... | ... | ... | ... | ... | ... | ... | ... |
| 6. AGENCY, GÓDÁVARI ... | 98 | 41 | 57 | ... | 1 | ... | ... | 41 | 56 | ... | ... | ... | ... | ... | ... | ... | ... | ... | ... | ... | ... | ... | ... | ... | ... | ... | ... |
| 7. KISTNA ... ... ... | 12,436 | 6,017 | 6,419 | 6 | 7 | 7 | ... | 6,004 | 6,412 | 18 | 16 | 2 | ... | ... | 7 | ... | 9 | 2 | ... | ... | ... | ... | ... | ... | ... | ... | ... |
| 8. GUNTÚR ... ... | 60,808 | 30,857 | 29,951 | 16 | 20 | 1 | 5 | 30,840 | 29,926 | 4 | 4 | ... | ... | ... | ... | ... | 4 | ... | 1 | 1 | ... | 1 | ... | ... | ... | ... | ... |
| 9. NELLORE ... ... | 38,753 | 19,224 | 19,529 | 9 | 9 | 2 | ... | 19,213 | 19,520 | 6 | 3 | 3 | ... | ... | ... | ... | 3 | 3 | ... | ... | ... | ... | ... | ... | ... | ... | ... |
| 10. CUDDAPAH ... ... | 131 | 72 | 59 | 1 | ... | ... | ... | 71 | 59 | 14,000 | 7,210 | 6,790 | ... | 5 | ... | ... | 7,210 | 6,785 | ... | ... | ... | ... | ... | ... | ... | ... | ... |
| 11. KURNOOL ... ... | 20,538 | 10,202 | 10,336 | 4 | 6 | ... | 1 | 10,198 | 10,329 | 2,063 | 984 | 1,079 | ... | ... | ... | ... | 984 | 1,079 | 1 | 1 | ... | ... | ... | .. | ... | 1 | ... |
| 12. BELLARY ... ... | 115 | 75 | 40 | 7 | ... | ... | ... | 68 | 40 | 561 | 262 | 299 | 4 | 3 | 2 | 3 | 256 | 293 | ... | ... | ... | ... | ... | ... | ... | ... | ... |
| 13. ANANTAPUR ... ... | 46 | 19 | 27 | ... | ... | 9 | 10 | 10 | 17 | 1,595 | 915 | 680 | 9 | 9 | 3 | 4 | 903 | 667 | ... | ... | ... | ... | ... | ... | ... | ... | ... |
| 14. MADRAS ... ... ... | 498 | 237 | 261 | 20 | 12 | 27 | 35 | 190 | 214 | 265 | 119 | 146 | 14 | 10 | 5 | 2 | 100 | 134 | ... | ... | ... | ... | ... | ... | ... | ... | ... |
| 15. CHINGLEPUT ... ... | 166 | 83 | 83 | 4 | 1 | 13 | 6 | 66 | 76 | 190 | 88 | 102 | ... | ... | 5 | 6 | 83 | 96 | ... | ... | ... | ... | ... | ... | ... | ... | ... |
| 16. CHITTOOR ... ... | 98 | 65 | 33 | .. | ... | 6 | 6 | 59 | 27 | 122 | 69 | 53 | ... | .. | ... | ... | 69 | 53 | ... | .. | ... | ... | ... | ... | ... | ... | ... |
| 17. NORTH ARCOT ... ... | 1 | ... | 1 | .. | ... | ... | 1 | ... | ... | 175 | 88 | 87 | ... | ... | 5 | 1 | 83 | 86 | ... | ... | ... | ... | ... | ... | ... | ... | ... |
| 18. SALEM ... ... ... | 6 | 4 | 2 | .. | ... | ... | ... | 4 | 2 | 660 | 326 | 334 | 5 | 2 | 1 | ... | 320 | 332 | ... | ... | ... | ... | ... | ... | ... | ... | ... |
| 19. COIMBATORE ... ... | 6 | 5 | 1 | 3 | 1 | 2 | ... | ... | ... | 1,316 | 702 | 614 | 6 | 3 | 7 | 6 | 689 | 605 | ... | ... | ... | ... | ... | ... | ... | ... | ... |
| 20. SOUTH ARCOT ... ... | 53 | 33 | 20 | 2 | ... | 2 | 1 | 29 | 19 | 3 | 3 | ... | 2 | ... | ... | ... | 1 | ... | ... | ... | ... | ... | ... | ... | ... | ... | ... |
| 21. TANJORE ... ... | 35 | 21 | 14 | ... | ... | .. | 3 | 21 | 11 | 131 | 22 | 109 | 1 | ... | ... | ... | 21 | 109 | ... | ... | ... | ... | ... | ... | ... | ... | ... |
| 22. TRICHINOPOLY ... .. | 20 | 10 | 10 | 4 | 1 | ... | ... | 6 | 9 | 49 | 40 | 9 | 2 | ... | 1 | ... | 37 | 9 | ... | ... | ... | ... | ... | ... | ... | ... | ... |
| 23. MADURA ... ... | 35 | 21 | 14 | ... | ... | 4 | 1 | 17 | 13 | 8,646 | 4,394 | 4,252 | 12 | 16 | 4 | 1 | 4,378 | 4,235 | ... | ... | ... | ... | ... | ... | ... | ... | ... |
| 24. RÁMNÁD ... ... | 1,029 | 533 | 496 | ... | ... | 1 | ... | 532 | 496 | 6,047 | 2,995 | 3,052 | 1 | 1 | ... | ... | 2,994 | 3,051 | ... | ... | ... | ... | ... | ... | ... | ... | ... |
| 25. TINNEVELLY ... ... | 871 | 431 | 440 | 1 | ... | ... | ... | 430 | 440 | 417 | 169 | 248 | ... | ... | ... | 4 | 169 | 244 | 4 | 3 | 1 | 3 | 1 | ... | ... | ... | ... |
| 26. NILGIRIS ... ... | 157 | 72 | 85 | 20 | 33 | 13 | 11 | 39 | 41 | 82 | 55 | 27 | 11 | 8 | 1 | 1 | 43 | 18 | .. | .. | ... | ... | ... | ... | ... | ... | ... |
| 27. MALABAR ... ... | 36 | 18 | 18 | 7 | ... | ... | 5 | 11 | 13 | 125 | 68 | 57 | 6 | ... | ... | ... | 62 | 57 | ... | ... | ... | ... | ... | ... | ... | ... | ... |
| 28. ANJENGO ... ... | ... | ... | ... | ... | ... | ... | ... | ... | ... | 8 | 3 | 5 | 1 | 1 | ... | ... | 2 | 4 | ... | ... | ... | ... | ... | ... | ... | ... | ... |
| 29. SOUTH CANARA ... ... | 5 | 3 | 2 | 1 | ... | ... | ... | 2 | 2 | ... | ... | ... | ... | ... | ... | ... | ... | ... | ... | ... | ... | ... | ... | ... | ... | ... | ... |
| **(2) Feudatory States ...** | ***8*** | ***6*** | ***2*** | ... | ... | ... | .. | **6** | **2** | ***581*** | ***313*** | ***268*** | ***1*** | ... | ... | | ***312*** | ***268*** | ... | ... | ... | .. | .. | ... | .. | ... | ... |
| 30. PUDUKKÓTTAI ... .. | ... | ... | ... | ... | ... | ... | ... | ... | ... | ... | ... | ... | ... | ... | .. | ... | ... | ... | ... | ... | ... | ... | ... | ... | ... | ... | ... |
| 31. BANGANAPALLE ... | 8 | 6 | 2 | ... | ... | ... | ... | 6 | 2 | 575 | 308 | 267 | ... | ... | ... | ... | 308 | 267 | ... | ... | ... | ... | ... | ... | ... | ... | ... |
| 32. SANDÚR ... ... ... | ... | ... | ... | .. | ... | ... | ... | ... | ... | 6 | 5 | 1 | 1 | ... | ... | ... | 4 | 1 | ... | ... | ... | ... | ... | ... | ... | ... | ... |

This content downloaded from 106.51.163.168 on Wed, 05 Jun 2024 15:15:17 +00:00
All use subject to https://about.jstor.org/terms

# TABLE XVII.

## Territorial distribution of the Christian population by sect and race—*continued.*

| DISTRICT OR STATE. | LUTHERAN. | | | | | | | | | METHODIST. | | | | | | | | | | MINOR PROTESTANT DENOMINATIONS. | | | | | | | | |
|---|---|---|---|---|---|---|---|---|---|---|---|---|---|---|---|---|---|---|---|---|---|---|---|---|---|---|---|---|
| | Total. | | | European. | | Anglo-Indian. | | Indian. | | Total. | | | European. | | Anglo-Indian. | | Indian. | | | Total. | | | European. | | Anglo-Indian. | | Indian. | |
| | Persons. | Males. | Females. | Males. | Females. | Males. | Females. | Males. | Females. | Persons. | Males. | Females. | Males. | Females. | Males. | Females. | Males. | Females. | | Persons. | Males. | Females. | Males. | Females. | Males. | Females. | Males. | Females. |
| | 50 | 51 | 52 | 53 | 54 | 55 | 56 | 57 | 58 | 59 | 60 | 61 | 62 | 63 | 64 | 65 | 66 | 67 | | 68 | 69 | 70 | 71 | 72 | 73 | 74 | 75 | 76 |
| **MADRAS** ... | *105,215* | *52,761* | *52,454* | *382* | *240* | *90* | *43* | *52,289* | *52,171* | *8,027* | *4,088* | *3,939* | *380* | *195* | *252* | *303* | *3,456* | *3,441* | | *3,242* | *1,759* | *1,483* | *86* | *54* | *12* | *26* | *1,661* | *1,403* |
| **(1) British Territory** ... | *104,827* | *52,546* | *52,281* | *382* | *238* | *90* | *43* | *52,074* | *52,000* | *8,027* | *4,088* | *3,939* | *380* | *195* | *252* | *303* | *3,456* | *3,441* | | *3,242* | *1,759* | *1,483* | *86* | *54* | *12* | *26* | *1,661* | *1,403* |
| 1. Ganjám ... ... | 2 | 2 | ... | 1 | ... | ... | .. | 1 | ... | ... | ... | ... | .. | ... | ... | ... | ... | ... | | ... | ... | ... | ... | ... | ... | ... | ... | ... |
| 2. Agency, Ganjám ... | ... | ... | ... | ... | ... | ... | ... | ... | ... | ... | ... | ... | ... | ... | ... | ... | ... | ... | | ... | ... | ... | ... | ... | ... | ... | ... | ... |
| 3. Vizagapatam ... ... | 631 | 385 | 246 | 32 | 12 | 27 | ... | 326 | 234 | 16 | 4 | 12 | ... | 2 | .. | 9 | 4 | 1 | | 25 | 1 | 24 | ... | ... | ... | ... | 1 | 24 |
| 4. Agency, Vizagapatam. | 8,850 | 4,496 | 4,354 | 11 | 12 | ... | 4 | 4,485 | 4,338 | 1 | 1 | ... | 1 | .. | .. | .. | .. | ... | | 229 | 109 | 120 | 2 | 2 | .. | ... | 107 | 118 |
| 5. Gódávari ... ... | 2,181 | 1,075 | 1,106 | 5 | 7 | 10 | ... | 1,060 | 1,099 | 13 | 8 | 5 | 3 | 5 | 5 | ... | ... | ... | | | | | | | | | | |
| 6. Agency, Gódávari ... | 347 | 185 | 162 | ... | ... | ... | ... | 185 | 162 | 28 | 12 | 16 | .. | ... | .. | ... | 12 | 16 | | 2 | 2 | ... | ... | ... | ... | ... | 2 | ... |
| 7. Kistna ... ... | 9,647 | 4,699 | 4,948 | 1 | 5 | ... | ... | 4,698 | 4,943 | 93 | 50 | 43 | 3 | 1 | ... | 1 | 47 | 41 | | 1,088 | 601 | 487 | 4 | 3 | ... | ... | 597 | 484 |
| 8. Guntúr .. .. | 43,636 | 22,412 | 21,224 | 13 | 12 | ... | 1 | 22,399 | 21,211 | 1 | ... | 1 | ... | ... | ... | 1 | ... | ... | | 1 | 1 | ... | 1 | ... | ... | ... | 1 | 2 |
| 9. Nellore ... ... | 2,817 | 1,436 | 1,381 | 18 | 19 | 4 | 1 | 1,414 | 1,361 | 20 | 13 | 7 | .. | .. | 1 | .. | 12 | 7 | | 3 | 1 | 2 | ... | ... | ... | ... | 34 | 110 |
| 10. Cuddapah ... .. | 226 | 121 | 105 | 4 | ... | ... | ... | 117 | 105 | ... | ... | ... | ... | ... | ... | ... | ... | ... | | 153 | 34 | 119 | ... | 8 | ... | 1 | ... | ... |
| 11. Kurnool ... ... | 1,158 | 579 | 579 | ... | ... | ... | .... | 579 | 579 | 2 | 2 | ... | ... | ... | ... | .. | 2 | ... | | ... | .. | ... | ... | ... | ... | ... | ... | ... |
| 12. Bellary ... ... | 15 | 11 | 4 | ... | ... | ... | ... | 11 | 4 | 72 | 62 | 10 | 59 | 1 | 3 | 9 | ... | ... | | ... | ... | ... | ... | ... | ... | ... | ... | ... |
| 13. Anantapur ... ... | 28 | 10 | 18 | ... | ... | ... | ... | 10 | 18 | 11 | 5 | 6 | 2 | 2 | 1 | ... | 2 | 4 | | 139 | 65 | 74 | ... | ... | 1 | 1 | 64 | 73 |
| 14. Madras ... ... | 1,403 | 728 | 675 | 65 | 8 | 3 | 8 | 660 | 659 | 1,747 | 799 | 948 | 139 | 83 | 145 | 159 | 515 | 706 | | 129 | 54 | 75 | 10 | 11 | 10 | 24 | 34 | 40 |
| 15. Chingleput ... ... | 2,975 | 1,522 | 1,453 | 7 | 3 | 12 | .. | 1,503 | 1,450 | 3,735 | 1,834 | 1,901 | 53 | 40 | 48 | 69 | 1,733 | 1,792 | | 106 | 28 | 78 | 4 | ... | ... | ... | 24 | 78 |
| 16. Chittoor ... ... | 383 | 184 | 199 | 2 | 2 | ... | .. | 182 | 197 | 394 | 193 | 201 | 2 | 1 | 2 | 1 | 189 | 199 | | .. | ... | ... | ... | ... | ... | ... | ... | ... |
| 17. North Arcot ... | 828 | 448 | 380 | 3 | 13 | ... | 2 | 445 | 365 | 2 | ... | 2 | ... | ... | .. | 2 | ... | ... | | ... | ... | ... | ... | ... | ... | ... | ... | ... |
| 18. Salem ... ... | 202 | 87 | 115 | 17 | 7 | ... | 1 | 70 | 107 | ... | ... | ... | ... | ... | ... | ... | ... | ... | | 6 | ... | 6 | ... | 2 | ... | .. | ... | 4 |
| 19. Coimbatore ... ... | 426 | 170 | 256 | 4 | 13 | 4 | ... | 162 | 243 | 162 | 77 | 85 | 11 | 8 | 11 | 29 | 55 | 48 | | 109 | 46 | 63 | 5 | 8 | .. | .. | 42 | 55 |
| 20. South Arcot ... | 1,882 | 907 | 975 | 18 | 19 | 2 | ... | 887 | 956 | 1 | 1 | ... | 1 | ... | ... | ... | ... | ... | | 18 | 9 | 9 | ... | ... | 1 | ... | 8 | 9 |
| 21. Tanjore ... | 6,449 | 2,958 | 3,491 | 12 | 15 | 8 | 6 | 2,938 | 3,470 | 490 | 336 | 154 | ... | 7 | 21 | 10 | 315 | 137 | | 2 | 1 | 1 | ... | ... | ... | ... | 1 | 1 |
| 22. Trichinopoly ... | 1,499 | 678 | 821 | 3 | 2 | ... | 1 | 675 | 818 | 568 | 235 | 353 | 10 | 12 | 4 | 4 | 221 | 337 | | ... | ... | ... | ... | ... | ... | ... | ... | ... |
| 23. Madura ... ... | 1,809 | 907 | 902 | 1 | ... | ... | ... | 906 | 902 | 13 | 9 | 4 | 1 | 1 | 5 | 2 | 3 | 1 | | 34 | 29 | 5 | ... | ... | ... | ... | 29 | 5 |
| 24. Rámnád ... ... | 611 | 310 | 301 | 12 | 6 | ... | ... | 298 | 295 | 4 | 2 | 2 | .. | ... | ... | ... | 2 | 2 | | 87 | 36 | 51 | ... | ... | ... | ... | 36 | 51 |
| 25. Tinnevelly ... ... | 63 | 30 | 33 | ... | ... | ... | ... | 30 | 33 | 355 | 278 | 77 | ... | ... | 1 | ... | 277 | 77 | | 1,042 | 689 | 353 | 7 | 4 | ... | ... | 682 | 349 |
| 26. Nilgiris ... ... | 1,005 | 469 | 536 | 16 | 22 | 2 | .. | 451 | 514 | 190 | 114 | 76 | 70 | 28 | 4 | 6 | 40 | 42 | | 27 | 13 | 14 | 13 | 14 | ... | ... | ... | ... |
| 27. Malabar ... ... | 7,628 | 3,777 | 4,051 | 109 | 37 | 13 | 16 | 3,655 | 3,998 | 85 | 51 | 34 | 24 | 4 | 1 | 1 | 26 | 29 | | 42 | 40 | 2 | 40 | 2 | ... | ... | ... | ... |
| 28. Anjengo ... ... | 8 | 3 | 5 | ... | ... | ... | ... | 3 | 5 | ... | ... | ... | ... | ... | ... | ... | ... | ... | | ... | ... | ... | ... | ... | ... | ... | ... | ... |
| 29. South Canara ... | 7,918 | 3,957 | 3 961 | 28 | 24 | 5 | 3 | 3,924 | 3,934 | 4 | 2 | 2 | 1 | ... | ... | 1 | ... | 2 | | .. | ... | ... | ... | ... | ... | ... | ... | ... |
| **(2) Feudatory States** | 388 | 215 | 173 | ... | 2 | ... | ... | 215 | 171 | ... | ... | ... | ... | ... | ... | ... | ... | ... | | ... | ... | ... | ... | ... | ... | ... | ... | ... |
| 30. Pudukkóttai ... ... | 276 | 159 | 117 | ... | 2 | ... | ... | 159 | 115 | ... | ... | ... | ... | ... | ... | ... | ... | ... | | ... | ... | ... | ... | ... | ... | ... | ... | ... |
| 31. Banganapalle ... | 106 | 53 | 53 | ... | ... | ... | ... | 53 | 53 | ... | ... | ... | ... | ... | ... | ... | ... | ... | | ... | ... | ... | ... | ... | ... | ... | ... | ... |
| 32. Sandúr ... ... | 6 | 3 | 3 | ... | ... | ... | ... | 3 | 3 | ... | ... | ... | ... | ... | ... | ... | ... | ... | | ... | ... | ... | ... | ... | ... | ... | ... | ... |

This content downloaded from 106.51.163.168 on Wed, 05 Jun 2024 15:15:17 +00:00
All use subject to https://about.jstor.org/terms

# TABLE XVII.

## Territorial distribution of the Christian population by sect and race—*continued*.

| DISTRICT OR STATE. | PRESBYTERIAN. | | | | | | | | | PROTESTANTS (UNSECTARIAN OR SECT NOT SPECIFIED). | | | | | | | | | QUAKER. | | | | | | | | |
|---|---|---|---|---|---|---|---|---|---|---|---|---|---|---|---|---|---|---|---|---|---|---|---|---|---|---|---|
| | TOTAL. | | | EUROPEAN. | | ANGLO-INDIAN. | | INDIAN. | | TOTAL. | | | EUROPEAN. | | ANGLO-INDIAN. | | INDIAN. | | TOTAL. | | | EUROPEAN. | | ANGLO-INDIAN. | | INDIAN. | |
| | Persons. | Males. | Females. | Males. | Females | Males. | Females. | Males. | Females. | Persons. | Males. | Females. | Males | Females. | Males. | Females. | Males. | Females. | Persons. | Males. | Females. | Males. | Females. | Males. | Females. | Males. | Females. |
| | 77 | 78 | 79 | 80 | 81 | 82 | 83 | 84 | 85 | 86 | 87 | 88 | 89 | 90 | 91 | 92 | 93 | 94 | 95 | 96 | 97 | 98 | 99 | 100 | 101 | 102 | 103 |
| **MADRAS ...** | *9,554* | *4,714* | *4,840* | *409* | *221* | *89* | *112* | *4,216* | *4,507* | *11,040* | *5,769* | *5,271* | *356* | *235* | *282* | *289* | *5,131* | *4,747* | *2* | *1* | *1* | *1* | *1* | ... | ... | ... | ... |
| **(1) British Territory ...** | *9,554* | *4,714* | *4,840* | *409* | *221* | *89* | *112* | *4,216* | *4,507* | *11,039* | *5,769* | *5,270* | *356* | *235* | *282* | *289* | *5,131* | *4,746* | *2* | *1* | *1* | *1* | *1* | ... | ... | ... | ... |
| 1. GANJÁM ... ... | ... | ... | ... | ... | ... | ... | ... | ... | ... | 35 | 33 | 2 | ... | 1 | ... | ... | 33 | 1 | ... | ... | ... | ... | ... | ... | ... | ... | ... |
| 2. AGENCY, GANJÁM ... | ... | ... | ... | ... | ... | ... | ... | ... | ... | ... | ... | ... | ... | ... | ... | ... | ... | ... | ... | ... | ... | ... | ... | ... | ... | ... | ... |
| 3. VIZAGAPATAM ... ... | 12 | 9 | 3 | 9 | 2 | ... | 1 | ... | ... | 77 | 31 | 46 | 10 | 5 | 4 | 19 | 17 | 22 | ... | ... | ... | ... | ... | ... | ... | ... | ... |
| 4. AGENCY, VIZAGAPATAM. | 1 | 1 | ... | 1 | ... | ... | ... | ... | ... | 5 | 4 | 1 | ... | ... | 3 | 1 | 1 | ... | ... | ... | ... | ... | ... | ... | ... | ... | ... |
| 5. GÓDÁVARI ... ... | 75 | 43 | 32 | 13 | 3 | ... | 1 | 30 | 28 | 39 | 21 | 18 | 6 | 2 | 1 | 2 | 14 | 14 | ... | ... | ... | ... | ... | ... | ... | ... | ... |
| 6. AGENCY, GÓDÁVARI ... | ... | ... | ... | ... | ... | ... | ... | ... | ... | 3 | 2 | 1 | 1 | ... | ... | ... | 1 | 1 | ... | ... | ... | ... | ... | ... | ... | ... | ... |
| 7. KISTNA ... ... ... | 2 | 2 | ... | 1 | ... | ... | ... | 1 | ... | 52 | 25 | 27 | 1 | 1 | 6 | 5 | 18 | 21 | ... | ... | ... | ... | ... | ... | ... | ... | ... |
| 8. GUNTÚR ... ... ... | 21 | 11 | 10 | 2 | 1 | ... | ... | 9 | 9 | 38 | 21 | 17 | 2 | 1 | ... | ... | 19 | 16 | ... | ... | ... | ... | ... | ... | ... | ... | ... |
| 9. NELLORE ... ... | 2 | 1 | 1 | 1 | ... | ... | 1 | ... | ... | 8 | 6 | 2 | ... | ... | ... | ... | 6 | 2 | ... | ... | ... | ... | ... | ... | ... | ... | ... |
| 10. CUDDAPAH ... ... | 10 | 4 | 6 | 1 | ... | ... | ... | 3 | 6 | 6 | 4 | 2 | ... | ... | 1 | ... | 3 | 2 | ... | ... | ... | ... | ... | ... | ... | ... | ... |
| 11. KURNOOL ... ... | ... | ... | ... | ... | ... | ... | ... | ... | ... | 3 | 3 | ... | 1 | ... | ... | ... | 2 | ... | ... | ... | ... | ... | ... | ... | ... | ... | ... |
| 12. BELLARY ... ... | 7 | 6 | 1 | 5 | 1 | ... | ... | 1 | ... | 34 | 17 | 17 | ... | ... | 6 | 4 | 11 | 13 | ... | ... | ... | ... | ... | ... | ... | ... | ... |
| 13. ANANTAPUR ... ... | 14 | 9 | 5 | 5 | 2 | ... | ... | 4 | 3 | 61 | 31 | 30 | 1 | ... | 1 | 1 | 29 | 29 | ... | ... | ... | ... | ... | ... | ... | ... | ... |
| 14. MADRAS ... ... ... | 1,332 | 656 | 676 | 170 | 123 | 68 | 86 | 418 | 467 | 455 | 243 | 212 | 100 | 34 | 45 | 51 | 98 | 127 | ... | ... | ... | ... | ... | ... | ... | ... | ... |
| 15. CHINGLEPUT ... ... | 1,201 | 629 | 572 | 6 | 1 | ... | ... | 623 | 568 | 788 | 338 | 450 | 45 | 18 | 40 | 48 | 253 | 384 | ... | ... | ... | ... | ... | ... | ... | ... | ... |
| 16. CHITTOOR ... ... | 2,051 | 1,016 | 1,035 | 1 | 5 | 2 | ... | 1,013 | 1,030 | 427 | 203 | 224 | 1 | 2 | 1 | .. | 201 | 222 | ... | ... | ... | ... | ... | ... | ... | ... | ... |
| 17. NORTH ARCOT ... ... | 2,596 | 1,274 | 1,322 | 22 | 12 | 9 | 6 | 1,243 | 1,304 | 953 | 524 | 429 | 5 | 12 | 25 | 25 | 494 | 392 | ... | ... | ... | ... | ... | ... | ... | ... | ... |
| 18. SALEM ... ... ... | 10 | 4 | 6 | 3 | 3 | ... | 2 | 1 | 1 | 164 | 94 | 70 | 4 | 1 | 6 | 7 | 84 | 62 | ... | ... | ... | ... | ... | ... | ... | ... | ... |
| 19. COIMBATORE ... ... | 11 | 5 | 6 | 5 | 6 | ... | ... | .. | .. | 605 | 324 | 281 | 11 | 7 | 22 | 52 | 291 | 222 | ... | ... | ... | ... | ... | ... | ... | ... | ... |
| 20. SOUTH ARCOT ... ... | 1,442 | 736 | 706 | 16 | 5 | 1 | ... | 719 | 701 | 611 | 305 | 306 | 1 | .. | 3 | 2 | 301 | 304 | ... | ... | ... | ... | ... | ... | ... | ... | ... |
| 21. TANJORE ... ... | 45 | 34 | 11 | 23 | 2 | ... | ... | 11 | 9 | 530 | 301 | 229 | 49 | 3 | 43 | 31 | 209 | 195 | ... | ... | ... | ... | ... | ... | ... | ... | ... |
| 22. TRICHINOPOLY ... | 6 | 2 | 4 | 2 | 4 | ... | ... | ... | . | 573 | 289 | 284 | 9 | 5 | 27 | 15 | 253 | 264 | ... | ... | ... | ... | ... | ... | ... | ... | ... |
| 23. MADURA ... ... | 5 | 4 | 1 | 3 | 1 | ... | ... | 1 | ... | 2,095 | 938 | 1,157 | 41 | 88 | 13 | 10 | 884 | 1,059 | ... | ... | ... | ... | ... | ... | ... | ... | ... |
| 24. RÁMNÁD ... ... | 33 | 16 | 17 | 5 | 5 | ... | 1 | 11 | 11 | 1,398 | 795 | 603 | 2 | 3 | ... | ... | 793 | 600 | .. | ... | ... | ... | ... | ... | ... | ... | ... |
| 25. TINNEVELLY ... ... | 343 | 64 | 279 | 18 | 6 | 1 | ... | 45 | 273 | 1,727 | 1,027 | 700 | 1 | 1 | 3 | ... | 1,023 | 699 | .. | ... | ... | ... | ... | ... | ... | ... | ... |
| 26. NILGIRIS ... ... | 250 | 120 | 130 | 39 | 30 | 4 | 4 | 77 | 96 | 281 | 135 | 146 | 27 | 40 | 17 | 11 | 91 | 95 | 2 | 1 | 1 | 1 | 1 | ... | ... | ... | ... |
| 27. MALABAR ... ... | 79 | 68 | 11 | 58 | 6 | 4 | 4 | 6 | 1 | 65 | 50 | 15 | 36 | 10 | 14 | 5 | ... | ... | ... | ... | ... | ... | ... | ... | ... | ... | ... |
| 28. ANJENGO ... ... | ... | ... | ... | ... | ... | ... | ... | ... | ... | ... | ... | ... | ... | ... | ... | ... | ... | ... | ... | ... | ... | ... | ... | ... | ... | ... | ... |
| 29. SOUTH CANARA... ... | 6 | ... | 6 | ... | ... | ... | 6 | ... | ... | 6 | 5 | 1 | 2 | 1 | 1 | .. | 2 | ... | .. | ... | ... | ... | ... | ... | ... | ... | ... |
| **(2) Feudatory States ...** | ... | ... | ... | ... | ... | ... | ... | ... | ... | *1* | ... | *1* | ... | ... | ... | .. | .. | *1* | ... | ... | ... | ... | ... | ... | ... | ... | ... |
| 30. PUDUKKÓTTAI ... ... | .. | ... | ... | ... | ... | ... | ... | ... | ... | 1 | ... | 1 | ... | ... | ... | .. | ... | 1 | ... | ... | ... | ... | ... | ... | ... | ... | ... |
| 31. BANGANÁPALLE ... | ... | ... | .. | ... | .. | ... | ... | ... | ... | ... | ... | ... | ... | ... | ... | ... | ... | ... | .. | ... | ... | ... | ... | ... | ... | ... | ... |
| 32. SANDÚR ... ... ... | ... | ... | ... | ... | ... | ... | ... | ... | ... | .. | ... | ... | ... | ... | ... | ... | ... | ... | ... | ... | ... | ... | ... | ... | ... | ... | ... |



This content downloaded from 106.51.163.168 on Wed, 05 Jun 2024 15:15:17 +00:00
All use subject to https://about.jstor.org/terms

# TABLE XVII.

## Territorial distribution of the Christian population by sect and race—*continued.*

| DISTRICT OR STATE. | ROMAN CATHOLIC. | | | | | | | | | SALVATIONIST. | | | | | | | | | | SYRIAN CHURCH. | | | | | | | | |
|---|---|---|---|---|---|---|---|---|---|---|---|---|---|---|---|---|---|---|---|---|---|---|---|---|---|---|---|---|
| | TOTAL. | | | EUROPEAN. | | ANGLO-INDIAN. | | INDIAN. | | TOTAL. | | | EUROPEAN. | | ANGLO-INDIAN. | | INDIAN. | | | TOTAL. | | | CHALDÆAN. | | | JACOBITE. | | |
| | Persons. | Males. | Females. | Males. | Females. | Males. | Females. | Males. | Females. | Persons. | Males. | Females. | Males. | Females. | Males. | Females. | Males. | Females. | | Persons. | Males. | Females. | Persons. | Males. | Females. | Persons. | Males. | Females. |
| | 104 | 105 | 106 | 107 | 108 | 109 | 110 | 111 | 112 | 113 | 114 | 115 | 116 | 117 | 118 | 119 | 120 | 121 | | 122 | 123 | 124 | 125 | 126 | 127 | 128 | 129 | 130 |
| **MADRAS** ... | ***694,294*** | ***338,605*** | ***355,689*** | ***1,496*** | ***1,327*** | ***7,400*** | ***7,980*** | ***329,709*** | ***346,382*** | ***4,902*** | ***2,518*** | ***2,384*** | ***11*** | ***9*** | ***1*** | ***5*** | ***2,506*** | ***2,370*** | | ***23,381*** | ***11,964*** | ***11,417*** | ***2*** | ***2*** | ... | ***3,101*** | ***1,725*** | ***1,376*** |
| **(1) British Territory** ... | ***678,194*** | ***330,830*** | ***347,364*** | ***1,490*** | ***1,325*** | ***7,394*** | ***7,970*** | ***321,946*** | ***338,069*** | ***4,902*** | ***2,518*** | ***2,384*** | ***11*** | ***9*** | ***1*** | ***5*** | ***2,506*** | ***2,370*** | | ***23,381*** | ***11,964*** | ***11,417*** | ***2*** | ***2*** | ... | ***3,101*** | ***1,725*** | ***1,376*** |
| 1. GANJÁM ... ... | 1,153 | 549 | 604 | 18 | 16 | 25 | 14 | 506 | 574 | ... | ... | ... | ... | ... | ... | ... | ... | ... | | ... | ... | ... | ... | ... | ... | ... | ... | ... |
| 2. AGENCY, GANJÁM ... | 1,414 | 731 | 683 | ... | ... | 1 | ... | 730 | 683 | ... | ... | ... | ... | ... | ... | ... | ... | ... | | ... | ... | ... | ... | ... | ... | ... | ... | ... |
| 3. VIZAGAPATAM ... ... | 2,764 | 1,255 | 1,509 | 28 | 97 | 309 | 345 | 918 | 1,067 | ... | ... | ... | ... | ... | ... | ... | ... | ... | | ... | ... | ... | ... | ... | ... | ... | ... | ... |
| 4. AGENCY, VIZAGAPATAM. | 565 | 268 | 297 | 1 | ... | 4 | 2 | 263 | 295 | ... | ... | ... | ... | ... | ... | ... | ... | ... | | ... | ... | ... | ... | ... | ... | ... | ... | ... |
| 5. GÓDÁVARI ... ... | 1,267 | 629 | 638 | 31 | 39 | 131 | 139 | 467 | 460 | ... | ... | ... | ... | ... | ... | ... | ... | ... | | ... | ... | ... | ... | ... | ... | ... | ... | ... |
| 6. AGENCY, GÓDÁVARI ... | 12 | 8 | 4 | ... | ... | 1 | 3 | 7 | 1 | ... | ... | ... | ... | ... | ... | ... | ... | ... | | ... | ... | ... | ... | ... | ... | ... | ... | ... |
| 7. KISTNA ... ... | 3,701 | 2,073 | 1,628 | 9 | 4 | 34 | 39 | 2,030 | 1,585 | 2,403 | 1,189 | 1,214 | ... | 1 | ... | ... | 1,189 | 1,213 | | ... | ... | ... | ... | ... | ... | ... | ... | ... |
| 8. GUNTÚR ... | 16,795 | 8,669 | 8,126 | 18 | 16 | 26 | 20 | 8,625 | 8,090 | 2,164 | 1,149 | 1,015 | 1 | ... | ... | ... | 1,148 | 1,015 | | ... | ... | ... | ... | ... | ... | ... | ... | ... |
| 9. NELLORE ... | 2,004 | 1,065 | 939 | 19 | 15 | 122 | 106 | 924 | 818 | 290 | 168 | 122 | 2 | ... | ... | ... | 166 | 122 | | ... | ... | ... | ... | ... | ... | ... | ... | ... |
| 10. CUDDAPAH ... | 571 | 254 | 317 | ... | ... | 6 | 6 | 248 | 311 | ... | ... | ... | ... | ... | ... | ... | ... | ... | | 1 | 1 | ... | ... | ... | ... | ... | ... | ... |
| 11. KURNOOL ... ... | 1,668 | 913 | 955 | 4 | ... | 11 | 8 | 898 | 947 | ... | ... | ... | ... | ... | ... | ... | ... | ... | | 2 | 2 | ... | ... | ... | ... | 2 | 2 | ... |
| 12. BELLARY ... | 2,684 | 1,339 | 1,345 | 71 | 85 | 117 | 134 | 1,151 | 1,126 | ... | ... | ... | ... | ... | ... | ... | ... | ... | | 4 | 1 | 3 | ... | ... | ... | ... | ... | ... |
| 13. ANANTAPUR ... ... | 1,250 | 640 | 610 | 10 | 4 | 93 | 72 | 537 | 534 | ... | ... | ... | ... | ... | ... | ... | ... | ... | | ... | ... | ... | ... | ... | ... | ... | ... | ... |
| 14. MADRAS ... ... | 24,999 | 12,011 | 12,988 | 368 | 389 | 2,477 | 2,821 | 9,166 | 9,778 | 28 | 3 | 25 | ... | 2 | ... | 5 | 3 | 18 | | 115 | 108 | 7 | 1 | 1 | ... | 51 | 51 | ... |
| 15. CHINGLEPUT ... ... | 19,147 | 9,489 | 9,658 | 131 | 100 | 416 | 425 | 8,942 | 9,133 | ... | ... | ... | ... | ... | ... | ... | ... | ... | | 2 | 2 | ... | ... | ... | ... | ... | ... | ... |
| 16. CHITTOOR ... ... | 868 | 444 | 424 | 10 | 6 | 58 | 49 | 376 | 369 | ... | ... | ... | ... | ... | ... | ... | ... | ... | | ... | ... | ... | ... | ... | ... | ... | ... | ... |
| 17. NORTH ARCOT ... | 27,629 | 13,485 | 14,144 | 25 | 15 | 191 | 188 | 13,269 | 13,941 | ... | ... | ... | ... | ... | ... | ... | ... | ... | | 2 | 1 | 1 | ... | ... | ... | ... | ... | ... |
| 18. SALEM ... ... | 13,531 | 6,601 | 6,930 | 17 | 22 | 95 | 96 | 6,489 | 6,812 | ... | ... | ... | ... | ... | ... | ... | ... | ... | | ... | ... | ... | ... | ... | ... | ... | ... | ... |
| 19. COIMBATORE ... ... | 15,940 | 7,808 | 8,132 | 46 | 43 | 252 | 244 | 7,510 | 7,845 | ... | ... | ... | ... | ... | ... | ... | ... | ... | | 10 | 6 | 4 | ... | ... | ... | ... | ... | ... |
| 20. SOUTH ARCOT ... ... | 62,629 | 31,181 | 31,448 | 55 | 18 | 196 | 158 | 30,930 | 31,272 | ... | ... | ... | ... | ... | ... | ... | ... | ... | | ... | ... | ... | ... | ... | ... | ... | ... | ... |
| 21. TANJORE ... ... | 79,433 | 38,056 | 41,377 | 46 | 20 | 286 | 207 | 37,724 | 41,150 | ... | ... | ... | ... | ... | ... | ... | ... | ... | | ... | ... | ... | ... | ... | ... | ... | ... | ... |
| 22. TRICHINOPOLY ... | 81,853 | 39,574 | 42,279 | 75 | 55 | 161 | 190 | 39,338 | 42,034 | 2 | ... | 2 | ... | ... | ... | ... | ... | 2 | | 17 | 16 | 1 | ... | ... | ... | 4 | 4 | ... |
| 23. MADURA ... ... | 47,079 | 23,063 | 24,016 | 88 | 24 | 116 | 136 | 22,859 | 23,856 | ... | ... | ... | ... | ... | ... | ... | ... | ... | | 10 | 7 | 3 | ... | ... | ... | ... | ... | ... |
| 24. RÁMNÁD ... ... | 59,881 | 27,762 | 32,119 | 5 | ... | 7 | 9 | 27,750 | 32,110 | ... | ... | ... | ... | ... | ... | ... | ... | ... | | 172 | 75 | 97 | ... | ... | ... | ... | ... | ... |
| 25. TINNEVELLY ... ... | 85,992 | 42,449 | 43,543 | 22 | 19 | 52 | 45 | 42,375 | 43,479 | ... | ... | ... | ... | ... | ... | ... | ... | ... | | 6 | ... | 6 | ... | ... | ... | ... | ... | ... |
| 26. NILGIRIS ... ... | 11,329 | 5,700 | 5,629 | 247 | 260 | 355 | 321 | 5,098 | 5,048 | 15 | 9 | 6 | 8 | 6 | 1 | ... | ... | ... | | 3 | 2 | 1 | ... | ... | ... | ... | ... | ... |
| 27. MALABAR ... ... | 22,133 | 11,146 | 10,987 | 95 | 55 | 1,469 | 1,699 | 9,582 | 9,233 | ... | ... | ... | ... | ... | ... | ... | ... | ... | | 21,009 | 10,613 | 10,396 | 1 | 1 | ... | 1,092 | 586 | 506 |
| 28. ANJENGO ... ... | 3,733 | 1,766 | 1,967 | 3 | 2 | 259 | 351 | 1,504 | 1,614 | ... | ... | ... | ... | ... | ... | ... | ... | ... | | 7 | 5 | 2 | ... | ... | ... | ... | ... | ... |
| 29. SOUTH CANARA ... | 85,970 | 41,902 | 44,068 | 48 | 21 | 124 | 143 | 41,730 | 43,904 | ... | ... | ... | ... | ... | ... | ... | ... | ... | | 2,021 | 1,125 | 896 | ... | ... | ... | 1,952 | 1,082 | 870 |
| **(2) Feudatory States** ... | ***16,100*** | ***7,775*** | ***8,325*** | ***6*** | ***2*** | ***6*** | ***10*** | ***7,763*** | ***8,313*** | ... | ... | ... | ... | ... | ... | ... | ... | ... | | ... | ... | ... | ... | ... | ... | ... | ... | ... |
| 30. PUDUKKÓTTAI ... ... | 16,049 | 7,749 | 8,300 | 6 | 2 | 6 | 10 | 7,737 | 8,288 | ... | ... | ... | ... | ... | ... | ... | ... | ... | | ... | ... | ... | ... | ... | ... | ... | ... | ... |
| 31 BANGANAPALLE ... | ... | ... | ... | ... | ... | ... | ... | ... | ... | ... | ... | ... | ... | ... | ... | ... | ... | ... | | ... | ... | ... | ... | ... | ... | ... | ... | ... |
| 32. SANDÚR ... ... | 51 | 26 | 25 | ... | ... | ... | ... | 26 | 25 | ... | ... | ... | ... | ... | ... | ... | ... | ... | | ... | ... | ... | ... | ... | ... | ... | ... | ... |



This content downloaded from 106.51.163.168 on Wed, 05 Jun 2024 15:15:17 +00:00
All use subject to https://about.jstor.org/terms

# TABLE XVII.

## Territorial distribution of the Christian population by sect and race—*concluded.*

| DISTRICT OR STATE. | SYRIAN CHURCH—*concld.* | | | | | | | | | SECT NOT RETURNED. | | | | | | | | | INDEFINITE BELIEFS. | | | | | | | | |
|---|---|---|---|---|---|---|---|---|---|---|---|---|---|---|---|---|---|---|---|---|---|---|---|---|---|---|---|
| | Reformed. | | | Romo-Syrian. | | | Unspecified. | | | Total. | | | European. | | Anglo-Indian. | | Indian. | | Total. | | | European. | | Anglo-Indian. | | Indian. | |
| | Persons. | Males. | Females. | Persons. | Males. | Females. | Persons. | Males. | Females. | Persons. | Males. | Females. | Males. | Females. | Males. | Females. | Males. | Females. | Persons. | Males. | Females. | Males. | Females. | Males. | Females. | Males. | Females. |
| | 131 | 132 | 133 | 134 | 135 | 136 | 137 | 138 | 139 | 140 | 141 | 142 | 143 | 144 | 145 | 146 | 147 | 148 | 149 | 150 | 151 | 152 | 153 | 154 | 155 | 156 | 157 |
| **MADRAS ...** | *386* | *209* | *177* | *19,548* | *9,834* | *9,714* | *344* | *194* | *150* | *514* | *273* | *241* | *30* | *21* | *13* | *9* | *230* | *211* | *168* | *111* | *57* | *71* | *30* | *6* | ... | *34* | *27* |
| **(1) British Territory ...** | *386* | *209* | *177* | *19,548* | *9,834* | *9,714* | *344* | *194* | *150* | *514* | *273* | *241* | *30* | *21* | *13* | *9* | *230* | *211* | *168* | *111* | *57* | *71* | *30* | *6* | ... | *34* | *27* |
| 1. Ganjám ... ... | ... | ... | ... | ... | ... | ... | ... | ... | ... | 4 | 4 | ... | ... | ... | 3 | ... | 1 | ... | ... | ... | ... | ... | ... | ... | ... | ... | ... |
| 2. Agency, Ganjám ... | ... | ... | ... | ... | ... | ... | ... | ... | ... | ... | ... | ... | ... | ... | ... | ... | ... | ... | ... | ... | ... | ... | ... | ... | ... | ... | ... |
| 3. Vizagapatam ... ... | ... | .. | ... | ... | ... | ... | ... | ... | ... | 8 | 3 | 5 | ... | ... | ... | ... | 3 | 5 | 4 | 4 | ... | ... | ... | ... | ... | 4 | ... |
| 4. Agency, Vizagapatam. | ... | .. | ... | ... | ... | ... | .. | ... | ... | ... | ... | ... | ... | ... | ... | ... | ... | ... | ... | ... | ... | ... | ... | ... | ... | ... | ... |
| 5. Gódávari ... ... | ... | ... | ... | ... | .. | ... | ... | ... | ... | ... | | ... | ... | ... | ... | ... | ... | ... | ... | ... | ... | ... | ... | ... | ... | ... | ... |
| 6. Agency, Gódávari ... | ... | ... | ... | ... | ... | ... | ... | ... | ... | 4 | 4 | ... | 1 | ... | ... | ... | 3 | ... | 1 | 1 | ... | 1 | ... | ... | ... | ... | ... |
| 7. Kistna ... ... | ... | ... | ... | ... | ... | ... | ... | ... | ... | ... | ... | ... | ... | ... | ... | ... | ... | ... | ... | ... | ... | ... | ... | ... | ... | ... | ... |
| 8. Guntúr ... ... | ... | ... | ... | ... | ... | ... | ... | ... | ... | 1 | 1 | ... | 1 | ... | ... | ... | ... | ... | 1 | 1 | ... | 1 | ... | ... | ... | ... | ... |
| 9. Nellore ... ... | ... | ... | ... | ... | ... | ... | ... | ... | ... | ... | ... | ... | ... | ... | ... | ... | ... | ... | ... | ... | ... | ... | ... | ... | ... | ... | ... |
| 10. Cuddapah ... ... | ... | ... | ... | ... | ... | ... | 1 | 1 | ... | ... | ... | ... | ... | ... | ... | ... | ... | ... | ... | ... | ... | ... | ... | ... | ... | ... | ... |
| 11. Kurnool ... ... | ... | ... | ... | ... | ... | ... | ... | ... | ... | 2 | 1 | 1 | 1 | ... | ... | ... | 1 | ... | ... | ... | ... | ... | ... | ... | ... | ... | ... |
| 12. Bellary ... ... | ... | .. | ... | 3 | ... | 3 | 1 | 1 | ... | 2 | 2 | ... | ... | ... | 2 | ... | ... | ... | 4 | 4 | ... | 4 | ... | ... | ... | ... | ... |
| 13. Anantapur ... ... | ... | ... | ... | ... | ... | ... | ... | ... | ... | 8 | 3 | 5 | ... | ... | ... | 1 | 3 | 4 | 1 | 1 | ... | 1 | ... | ... | ... | ... | ... |
| 14. Madras ... ... | 22 | 21 | 1 | 29 | 23 | 6 | 12 | 12 | ... | 47 | 30 | 17 | 11 | 3 | 4 | 4 | 15 | 10 | 44 | 25 | 19 | 18 | 2 | 4 | ... | 3 | 17 |
| 15. Chingleput ... ... | ... | ... | ... | ... | ... | ... | 2 | 2 | ... | 8 | 8 | ... | ... | ... | ... | ... | 8 | ... | 43 | 22 | 21 | 22 | 20 | ... | ... | ... | 1 |
| 16. Chittoor ... ... | ... | ... | ... | ... | ... | ... | ... | .. | ... | ... | ... | ... | ... | ... | ... | ... | ... | ... | ... | ... | ... | ... | ... | ... | ... | ... | ... |
| 17. North Arcot ... ... | ... | ... | ... | ... | | ... | 2 | 1 | 1 | 7 | 3 | 4 | ... | ... | ... | ... | 3 | 4 | ... | ... | ... | ... | ... | ... | ... | ... | ... |
| 18. Salem ... ... | ... | ... | ... | ... | | ... | .. | ... | ... | .. | ... | ... | .. | ... | ... | ... | ... | ... | 3 | 2 | 1 | 1 | 1 | 1 | ... | ... | ... |
| 19. Coimbatore ... ... | ... | .. | ... | 1 | 1 | ... | 9 | 5 | 4 | 43 | 24 | 19 | 1 | ... | ... | ... | 23 | 19 | ... | ... | ... | ... | ... | ... | ... | ... | ... |
| 20. South Arcot ... ... | ... | ... | ... | ... | ... | ... | ... | ... | ... | ... | ... | ... | ... | ... | ... | .. | ... | ... | ... | ... | ... | ... | ... | ... | ... | ... | ... |
| 21. Tanjore ... ... | ... | ... | ... | ... | ... | ... | ... | ... | ... | ... | ... | ... | ... | ... | ... | ... | ... | ... | 5 | 4 | 1 | 4 | 1 | ... | ... | ... | ... |
| 22. Trichinopoly ... | .. | ... | | ... | ... | ... | 13 | 12 | 1 | 104 | 57 | 47 | 9 | 1 | 1 | ... | 47 | 46 | 3 | 3 | ... | 3 | ... | ... | ... | ... | ... |
| 23. Madura ... ... | ... | ... | | ... | ... | ... | 10 | 7 | 3 | 71 | 28 | 43 | ... | ... | 3 | 3 | 25 | 40 | 37 | 28 | 9 | ... | ... | 1 | ... | 27 | 9 |
| 24. Rámnád ... ... | ... | ... | ... | ... | ... | ... | 172 | 75 | 97 | 2 | 1 | 1 | ... | ... | ... | ... | 1 | 1 | 1 | 1 | ... | 1 | ... | ... | ... | ... | ... |
| 25. Tinnevelly ... ... | ... | .. | ... | 6 | ... | 6 | ... | ... | ... | 179 | 98 | 81 | 2 | ... | ... | ... | 96 | 81 | ... | ... | ... | ... | ... | ... | ... | ... | ... |
| 26. Nilgiris ... ... | ... | .. | .. | ... | ... | ... | 3 | 2 | 1 | 18 | 2 | 16 | 1 | 15 | ... | 1 | 1 | ... | 14 | 9 | 5 | 9 | 5 | ... | ... | ... | ... |
| 27. Malabar ... ... | 364 | 188 | 176 | 19,509 | 9,810 | 9,699 | 43 | 28 | 15 | 4 | 2 | 2 | 2 | 2 | ... | ... | ... | ... | 7 | 6 | 1 | 6 | 1 | ... | ... | ... | ... |
| 28. Anjengo ... ... | ... | ... | ... | ... | ... | ... | 7 | 5 | 2 | ... | ... | ... | ... | ... | ... | ... | ... | ... | ... | ... | ... | ... | ... | ... | ... | ... | ... |
| 29. South Canara ... | ... | .. | ... | ... | ... | ... | 69 | 43 | 26 | 2 | 2 | ... | 1 | ... | ... | ... | 1 | ... | ... | ... | ... | ... | ... | ... | ... | ... | ... |
| **(2) Feudatory States ...** | ... | .. | .. | ... | ... | ... | ... | ... | ... | .. | .. | ... | ... | ... | ... | ... | ... | ... | ... | ... | ... | ... | ... | ... | ... | ... | ... |
| 30. Pudukkóttai ... | ... | ... | ... | ... | ... | ... | ... | ... | ... | ... | ... | ... | ... | ... | ... | ... | ... | ... | ... | ... | ... | ... | ... | ... | ... | ... | ... |
| 31. Banganapalle ... | ... | ... | ... | ... | ... | ... | ... | ... | ... | ... | ... | ... | ... | ... | ... | ... | ... | ... | ... | ... | ... | ... | ... | ... | ... | ... | ... |
| 32. Sandúr ... ... | ... | ... | ... | ... | ... | ... | ... | ... | ... | ... | ... | ... | ... | ... | ... | ... | ... | ... | ... | ... | ... | ... | ... | ... | ... | ... | ... |



This content downloaded from 106.51.163.168 on Wed, 05 Jun 2024 15:15:17 +00:00
All use subject to https://about.jstor.org/terms

This content downloaded from
106.51.163.168 on Wed, 05 Jun 2024 15:15:17 +00:00
All use subject to https://about.jstor.org/terms

# TABLE XVIII.

## EUROPEANS, ARMENIANS AND ANGLO-INDIANS BY AGE.

## PART I.—DISTRICTS AND STATES.

This table is divided into two parts—one for districts and states and the other for cities.

The number of "Armenians" shown in this table refers to those who have returned themselves as such by race.

Under the orders of the Government of India the term "Anglo-Indian" has been substituted for "Eurasian" used in 1901.



This content downloaded from
106.51.163.168 on Wed, 05 Jun 2024 15:15:17 +00:00
All use subject to https://about.jstor.org/terms

# TABLE XVIII.

## Europeans, Armenians and Anglo-Indians by age. Part I.—Districts and States.

| DISTRICT OR STATE. | TOTAL. | | | EUROPEAN AND ALLIED RACES. | | | | | | | | | | | | | | | | | | | | | | | |
|---|---|---|---|---|---|---|---|---|---|---|---|---|---|---|---|---|---|---|---|---|---|---|---|---|---|---|---|
| | | | | BRITISH SUBJECTS. | | | | | | | | | | | | | OTHERS. | | | | | | | | | | | |
| | | | | All ages. | | | 0—12. | | 12—15. | | 15—30. | | 30—50. | | 50 and over. | | All ages. | | | 0—12. | | 12—15. | | 15—30. | | 30—50. | | 50 and over. | |
| | Total. | Males. | Females. | Total. | Males. | Females. | Males. | Females. | Males. | Females. | Males. | Females. | Males. | Females. | Males. | Females. | Total. | Males. | Females. | Males. | Females. | Males. | Females. | Males. | Females. | Males. | Females. | Males. | Females. |
| 1 | 2 | 3 | 4 | 5 | 6 | 7 | 8 | 9 | 10 | 11 | 12 | 13 | 14 | 15 | 16 | 17 | 18 | 19 | 20 | 21 | 22 | 23 | 24 | 25 | 26 | 27 | 28 | 29 | 30 |
| **MADRAS ...** | ***40,928*** | ***21,802*** | ***19,126*** | ***12,741*** | ***7,897*** | ***4,844*** | ***1,258*** | ***1,108*** | ***177*** | ***213*** | ***3,449*** | ***1,403*** | ***2,327*** | ***1,546*** | ***686*** | ***574*** | ***2,130*** | ***1,228*** | ***902*** | ***112*** | ***135*** | ***39*** | ***40*** | ***385*** | ***241*** | ***518*** | ***391*** | ***174*** | ***95*** |
| **(1) British Territory ...** | ***40,887*** | ***21,780*** | ***19,107*** | ***12,726*** | ***7,886*** | ***4,840*** | ***1,258*** | ***1,107*** | ***177*** | ***213*** | ***3,446*** | ***1,400*** | ***2,320*** | ***1,546*** | ***685*** | ***574*** | ***2,124*** | ***1,226*** | ***898*** | ***112*** | ***135*** | ***39*** | ***40*** | ***385*** | ***239*** | ***517*** | ***391*** | ***173*** | ***93*** |
| 1. GANJÁM ... ... ... | 185 | 106 | 79 | 89 | 50 | 39 | 13 | 8 | 2 | 2 | 8 | 12 | 21 | 13 | 6 | 4 | 18 | 12 | 6 | 4 | ... | ... | ... | 1 | 1 | 5 | 4 | 2 | 1 |
| 2. AGENCY, GANJÁM ... | 6 | 4 | 2 | 5 | 3 | 2 | ... | ... | ... | ... | 2 | 2 | 1 | ... | ... | ... | ... | ... | ... | ... | ... | ... | ... | ... | ... | ... | ... | ... | ... |
| 3. VIZAGAPATAM ... ... | 1,504 | 785 | 719 | 144 | 85 | 59 | 9 | 8 | 11 | 1 | 20 | 19 | 28 | 19 | 17 | 12 | 287 | 143 | 144 | 12 | 23 | 27 | 11 | 33 | 43 | 54 | 44 | 17 | 23 |
| 4. AGENCY, VIZAGAPATAM ... | 74 | 45 | 29 | 20 | 16 | 4 | 1 | ... | ... | ... | 6 | ... | 8 | 4 | 1 | ... | 22 | 13 | 9 | ... | 1 | ... | ... | 4 | 2 | 6 | 6 | 3 | ... |
| 5. GÓDÁVARI ... ... | 824 | 405 | 419 | 203 | 114 | 89 | 16 | 20 | ... | 4 | 31 | 27 | 59 | 33 | 8 | 5 | 50 | 21 | 29 | 2 | 5 | ... | 1 | 6 | 5 | 13 | 14 | ... | 4 |
| 6. AGENCY, GÓDÁVARI ... | 14 | 7 | 7 | 9 | 5 | 4 | ... | 2 | ... | ... | 2 | ... | 2 | 1 | 1 | 1 | ... | ... | ... | ... | ... | ... | ... | ... | ... | ... | ... | ... | ... |
| 7. KISTNA ... ... ... | 281 | 159 | 122 | 101 | 56 | 45 | 10 | 1 | 4 | 1 | 13 | 10 | 19 | 25 | 10 | 8 | 19 | 11 | 8 | 2 | 1 | ... | 1 | 3 | 1 | 4 | 4 | 2 | 1 |
| 8. GUNTÚR ... ... ... | 221 | 117 | 104 | 67 | 39 | 28 | 9 | 5 | 1 | ... | 7 | 8 | 19 | 13 | 3 | 2 | 82 | 46 | 36 | 6 | 3 | .. | ... | 11 | 13 | 20 | 17 | 9 | 3 |
| 9. NELLORE ... ... ... | 560 | 294 | 266 | 96 | 51 | 45 | 16 | 8 | 3 | 1 | 6 | 15 | 16 | 16 | 10 | 5 | 45 | 24 | 21 | 7 | 5 | ... | ... | 2 | 9 | 11 | 6 | 4 | 1 |
| 10. CUDDAPAH ... ... | 56 | 34 | 22 | 26 | 12 | 14 | ... | 1 | ... | ... | ... | 5 | 11 | 8 | 1 | ... | 7 | 7 | ... | 4 | ... | ... | ... | ... | ... | 3 | ... | ... | ... |
| 11. KURNOOL ... ... ... | 83 | 47 | 36 | 33 | 22 | 11 | 4 | 3 | ... | ... | ... | 2 | 15 | 5 | 3 | 1 | 11 | 5 | 6 | 1 | 3 | ... | ... | ... | ... | 3 | 2 | 1 | 1 |
| 12. BELLARY ... ... | 1,309 | 912 | 397 | 899 | 719 | 180 | 50 | 49 | 2 | 15 | 567 | 53 | 91 | 42 | 9 | 21 | 12 | 6 | 6 | ... | ... | ... | ... | 4 | 2 | 1 | 4 | 1 | ... |
| 13. ANANTAPUR ... ... | 540 | 287 | 253 | 110 | 60 | 50 | 11 | 14 | ... | ... | 11 | 15 | 28 | 17 | 10 | 4 | 6 | 5 | 1 | 3 | ... | ... | ... | ... | ... | 2 | 1 | ... | ... |
| 14. MADRAS ... ... ... | 14,522 | 7,463 | 7,059 | 3,687 | 2,281 | 1,406 | 308 | 280 | 45 | 56 | 987 | 449 | 746 | 498 | 195 | 123 | 485 | 248 | 237 | 27 | 31 | 5 | 4 | 85 | 79 | 99 | 103 | 32 | 20 |
| 15. CHINGLEPUT ... | 2,798 | 1,514 | 1,284 | 1,061 | 665 | 396 | 130 | 93 | 16 | 21 | 278 | 127 | 170 | 88 | 71 | 67 | 52 | 38 | 14 | 4 | 2 | 2 | 1 | 11 | 3 | 14 | 6 | 7 | 2 |
| 16. CHITTOOR ... ... ... | 288 | 147 | 141 | 46 | 28 | 18 | 8 | 2 | ... | ... | 3 | 5 | 13 | 8 | 4 | 3 | 19 | 5 | 14 | ... | 3 | ... | ... | ... | 1 | 5 | 10 | ... | ... |
| 17. NORTH ARCOT ... ... | 1,028 | 528 | 500 | 188 | 111 | 77 | 22 | 21 | 2 | 4 | 32 | 18 | 45 | 27 | 10 | 7 | 36 | 20 | 16 | 2 | 2 | .. | ... | 5 | 3 | 10 | 9 | 3 | 2 |
| 18. SALEM ... ... ... | 584 | 291 | 293 | 241 | 125 | 116 | 27 | 22 | 1 | 5 | 20 | 27 | 54 | 45 | 23 | 17 | 14 | 7 | 7 | ... | ... | ... | ... | 2 | 1 | 3 | 4 | 2 | 2 |
| 19. COIMBATORE ... ... | 1,246 | 616 | 630 | 346 | 173 | 173 | 20 | 43 | 2 | 7 | 48 | 44 | 83 | 59 | 20 | 20 | 16 | 12 | 4 | 1 | 2 | .. | ... | 3 | ... | 7 | 2 | 1 | ... |
| 20. SOUTH ARCOT ... ... | 825 | 466 | 359 | 139 | 97 | 42 | 14 | 5 | 1 | 1 | 35 | 20 | 40 | 14 | 7 | 2 | 103 | 69 | 34 | 7 | 7 | ... | ... | 24 | 9 | 35 | 18 | 3 | ... |
| 21. TANJORE ... ... ... | 1,107 | 691 | 416 | 268 | 208 | 60 | 25 | 16 | 1 | 1 | 71 | 8 | 92 | 27 | 19 | 8 | 69 | 35 | 34 | 1 | 4 | 1 | .. | 5 | 9 | 17 | 19 | 11 | 2 |
| 22. TRICHINOPOLY ... ... | 1,190 | 591 | 599 | 364 | 189 | 175 | 54 | 48 | 5 | 7 | 40 | 51 | 73 | 53 | 17 | 16 | 62 | 43 | 19 | ... | ... | 1 | 10 | 13 | 9 | 21 | ... | 8 | ... |
| 23. MADURA ... ... ... | 826 | 434 | 392 | 226 | 107 | 119 | 25 | 31 | 3 | 3 | 27 | 37 | 35 | 32 | 17 | 16 | 145 | 92 | 53 | 6 | 11 | ... | 8 | 50 | 8 | 24 | 20 | 12 | 6 |
| 24. RAMNÁD ... ... | 101 | 60 | 41 | 49 | 30 | 19 | 1 | 3 | ... | ... | 10 | 3 | 7 | 11 | 12 | 2 | 22 | 15 | 7 | 1 | 1 | ... | .. | 3 | ... | 10 | 5 | 1 | 1 |
| 25. TINNEVELLY ... ... | 397 | 230 | 167 | 213 | 119 | 94 | 29 | 20 | 1 | 3 | 18 | 27 | 62 | 36 | 9 | 8 | 31 | 24 | 7 | 2 | ... | ... | ... | 6 | 3 | 10 | 4 | 6 | ... |
| 26. NILGIRIS ... ... ... | 4,627 | 2,553 | 2,074 | 3,159 | 1,794 | 1,365 | 397 | 350 | 75 | 75 | 784 | 363 | 378 | 376 | 160 | 201 | 134 | 51 | 83 | 7 | 5 | 3 | 2 | 10 | 22 | 19 | 32 | 12 | 15 |
| 27. MALABAR ... ... ... | 4,571 | 2,474 | 2,097 | 840 | 666 | 174 | 47 | 46 | 2 | 5 | 407 | 44 | 176 | 65 | 34 | 14 | 276 | 214 | 62 | 9 | 16 | ... | 2 | 96 | 10 | 91 | 30 | 18 | 4 |
| 28. ANJENGO ... ... ... | 621 | 264 | 357 | 10 | 4 | 6 | ... | 1 | ... | ... | 2 | 1 | 2 | 1 | ... | 3 | 1 | 1 | ... | ... | ... | ... | ... | 1 | ... | ... | ... | ... | ... |
| 29. SOUTH CANARA ... ... | 499 | 256 | 243 | 87 | 57 | 30 | 12 | 7 | ... | 1 | 11 | 8 | 26 | 10 | 8 | 4 | 100 | 59 | 41 | 4 | 10 | ... | ... | 7 | 6 | 30 | 20 | 18 | 5 |
| **(2) Feudatory States ...** | ***41*** | ***22*** | ***19*** | ***15*** | ***11*** | ***4*** | ... | ***1*** | ... | ... | ***3*** | ***3*** | ***7*** | ... | ***1*** | ... | ***6*** | ***2*** | ***4*** | ... | ... | ... | ... | ... | ***2*** | ***1*** | ... | ***1*** | ***2*** |
| 30. PUDUKKÓTTAI ... .. | 31 | 16 | 15 | 5 | 5 | ... | ... | ... | ... | ... | 1 | ... | 3 | ... | 1 | ... | 6 | 2 | 4 | ... | ... | ... | ... | ... | 2 | 1 | ... | 1 | 2 |
| 31. BANGANAPALLE ... ... | 1 | 1 | ... | 1 | 1 | ... | ... | ... | ... | ... | ... | ... | 1 | ... | ... | ... | ... | ... | ... | ... | ... | ... | ... | ... | ... | ... | ... | ... | ... |
| 32. SANDÚR ... ... ... | 9 | 5 | 4 | 9 | 5 | 4 | ... | 1 | ... | ... | 2 | 3 | 3 | ... | ... | ... | ... | ... | ... | ... | ... | ... | ... | ... | ... | ... | ... | ... | ... |

This content downloaded from
106.51.163.168 on Wed, 05 Jun 2024 15:15:17 +00:00
All use subject to https://about.jstor.org/terms

# TABLE XVIII.

## Europeans, Armenians and Anglo-Indians by age. Part I.—Districts and States—*continued*.

| DISTRICT OR STATE. | ARMENIANS. | | | | | | | | | | | | ANGLO-INDIANS. | | | | | | | | | | | |
|---|---|---|---|---|---|---|---|---|---|---|---|---|---|---|---|---|---|---|---|---|---|---|---|---|
| | All ages. | | | 0–12. | | 12–15. | | 15–30. | | 30–50. | | 50 and over. | All ages. | | | 0–12. | | 12–15. | | 15–30. | | 30–50. | | 50 and over. | |
| | Total. | Males. | Females. | Males. | Females. | Males. | Females. | Males. | Females. | Males. | Females. | Males. | Females. | Total. | Males. | Females. | Males. | Females. | Males. | Females. | Males. | Females. | Males. | Females. | Males. | Females. |
| | 31 | 32 | 33 | 34 | 35 | 36 | 37 | 38 | 39 | 40 | 41 | 42 | 43 | 44 | 45 | 46 | 47 | 48 | 49 | 50 | 51 | 52 | 53 | 54 | 55 | 56 |
| **MADRAS** ... | *34* | *26* | *8* | ... | ... | *4* | ... | *9* | *3* | *9* | *2* | *4* | *3* | *26,023* | *12,651* | *13,372* | *3,919* | *3,745* | *972* | *1,019* | *3,549* | *4,207* | *2,807* | *2,902* | *1,404* | *1,499* |
| **(1) British Territory** ... | *34* | *26* | *8* | ... | ... | *4* | ... | *9* | *3* | *9* | *2* | *4* | *3* | *26,003* | *12,642* | *13,361* | *3,914* | *3,741* | *972* | *1,019* | *3,548* | *4,205* | *2,806* | *2,900* | *1,402* | *1,496* |
| 1. GANJÁM ... ... ... | ... | ... | ... | ... | ... | ... | ... | ... | ... | ... | ... | ... | ... | 78 | 44 | 34 | 13 | 12 | 3 | 1 | 8 | 11 | 9 | 6 | 11 | 4 |
| 2. AGENCY, GANJÁM ... | ... | ... | ... | ... | ... | ... | ... | ... | ... | ... | ... | ... | ... | 1 | 1 | ... | ... | ... | ... | ... | 1 | ... | ... | ... | ... | ... |
| 3. VIZAGAPATAM ... ... | ... | ... | ... | ... | ... | ... | ... | ... | ... | ... | ... | ... | ... | 1,073 | 557 | 516 | 190 | 162 | 68 | 33 | 126 | 164 | 122 | 102 | 51 | 55 |
| 4. AGENCY, VIZAGAPATAM ... | ... | ... | ... | ... | ... | ... | ... | ... | ... | ... | ... | ... | ... | 32 | 16 | 16 | 2 | 7 | 1 | ... | 4 | 5 | 9 | 4 | ... | ... |
| 5. GÓDÁVARI ... ... ... | ... | ... | ... | ... | ... | ... | ... | ... | ... | ... | ... | ... | ... | 571 | 270 | 301 | 73 | 92 | 13 | 17 | 80 | 92 | 78 | 74 | 26 | 26 |
| 6. AGENCY, GÓDÁVARI ... | ... | ... | ... | ... | ... | ... | ... | ... | ... | ... | ... | ... | ... | 5 | 2 | 3 | ... | 1 | ... | ... | ... | 1 | 2 | 1 | ... | ... |
| 7. KISTNA ... ... ... | ... | ... | ... | ... | ... | ... | ... | ... | ... | ... | ... | ... | ... | 161 | 92 | 69 | 25 | 12 | 7 | 12 | 20 | 24 | 28 | 20 | 12 | 1 |
| 8. GUNTÚR ... ... ... | ... | ... | ... | ... | ... | ... | ... | ... | ... | ... | ... | ... | ... | 72 | 32 | 40 | 12 | 9 | ... | ... | 7 | 23 | 12 | 6 | 1 | 2 |
| 9 NELLORE ... ... ... | ... | ... | ... | ... | ... | ... | ... | ... | ... | ... | ... | ... | ... | 419 | 219 | 200 | 82 | 80 | 8 | 13 | 71 | 62 | 50 | 31 | 8 | 14 |
| 10. CUDDAPAH ... ... ... | ... | ... | ... | ... | ... | ... | ... | ... | ... | ... | ... | ... | ... | 23 | 15 | 8 | 5 | 1 | 1 | 1 | 3 | ... | 5 | 5 | 1 | 1 |
| 11. KURNOOL ... ... ... | ... | ... | ... | ... | ... | ... | ... | ... | ... | ... | ... | ... | ... | 39 | 20 | 19 | 3 | 2 | ... | ... | 6 | 7 | 9 | 8 | 2 | 2 |
| 12. BELLARY ... ... ... | ... | ... | ... | ... | ... | ... | ... | ... | ... | ... | ... | ... | ... | 398 | 187 | 211 | 74 | 22 | 27 | 37 | 40 | 91 | 26 | 42 | 20 | 19 |
| 13. ANANTAPUR ... ... | ... | ... | ... | ... | ... | ... | ... | ... | ... | ... | ... | ... | ... | 424 | 222 | 202 | 73 | 68 | 18 | 11 | 62 | 71 | 55 | 34 | 14 | 18 |
| 14. MADRAS ... ... ... | 24 | 20 | 4 | ... | ... | 4 | ... | 8 | 1 | 6 | ... | 2 | 3 | 10,326 | 4,914 | 5,412 | 1,421 | 1,399 | 391 | 396 | 1,399 | 1,724 | 1,065 | 1,222 | 635 | 671 |
| 15. CHINGLEPUT ... ... | 2 | 2 | ... | ... | ... | ... | ... | ... | ... | ... | ... | 2 | ... | 1,683 | 809 | 874 | 265 | 235 | 60 | 57 | 227 | 246 | 167 | 211 | 90 | 125 |
| 16. CHITTOOR ... ... ... | ... | ... | ... | ... | ... | ... | ... | ... | ... | ... | ... | ... | ... | 223 | 114 | 109 | 38 | 40 | 6 | 7 | 34 | 34 | 29 | 20 | 7 | 8 |
| 17. NORTH ARCOT ... ... | ... | ... | ... | ... | ... | ... | ... | ... | ... | ... | ... | ... | ... | 804 | 397 | 407 | 133 | 137 | 18 | 24 | 121 | 138 | 93 | 76 | 32 | 32 |
| 18. SALEM ... ... ... | 1 | ... | 1 | ... | ... | ... | ... | ... | 1 | ... | ... | ... | ... | 328 | 159 | 169 | 64 | 63 | 5 | 11 | 35 | 54 | 41 | 33 | 14 | 8 |
| 19. COIMBATORE ... ... | 2 | 1 | 1 | ... | ... | ... | ... | ... | 1 | 1 | ... | ... | ... | 882 | 430 | 452 | 139 | 140 | 12 | 51 | 156 | 134 | 98 | 93 | 25 | 34 |
| 20. SOUTH ARCOT ... ... | ... | ... | ... | ... | ... | ... | ... | ... | ... | ... | ... | ... | ... | 583 | 300 | 283 | 99 | 93 | 12 | 15 | 95 | 95 | 71 | 51 | 23 | 29 |
| 21. TANJORE ... ... ... | 1 | ... | 1 | ... | ... | ... | ... | ... | ... | ... | 1 | ... | ... | 769 | 448 | 321 | 109 | 87 | 15 | 16 | 179 | 108 | 109 | 83 | 36 | 27 |
| 22. TRICHINOPOLY ... ... | 1 | 1 | ... | ... | ... | ... | ... | 1 | ... | ... | ... | ... | ... | 763 | 358 | 405 | 115 | 133 | 34 | 41 | 89 | 123 | 78 | 77 | 42 | 31 |
| 23. MADURA ... ... ... | ... | ... | ... | ... | ... | ... | ... | ... | ... | ... | ... | ... | ... | 455 | 235 | 220 | 76 | 80 | 9 | 14 | 64 | 69 | 69 | 40 | 17 | 17 |
| 24. RÁMNÁD ... ... ... | 1 | 1 | ... | ... | ... | ... | ... | ... | ... | 1 | ... | ... | ... | 29 | 14 | 15 | 2 | 5 | ... | 2 | 4 | 4 | 7 | 3 | 1 | 1 |
| 25. TINNEVELLY ... ... | ... | ... | ... | ... | ... | ... | ... | ... | ... | ... | ... | ... | ... | 153 | 87 | 66 | 17 | 20 | 1 | 5 | 26 | 24 | 39 | 12 | 4 | 5 |
| 26. NILGIRIS ... ... ... | 1 | 1 | ... | ... | ... | ... | ... | ... | ... | 1 | ... | ... | ... | 1,333 | 707 | 626 | 247 | 193 | 90 | 80 | 185 | 187 | 108 | 122 | 77 | 44 |
| 27. MALABAR ... ... ... | 1 | ... | 1 | ... | ... | ... | ... | ... | ... | ... | 1 | ... | ... | 3,454 | 1,594 | 1,860 | 495 | 483 | 127 | 140 | 414 | 561 | 350 | 414 | 208 | 262 |
| 28. ANJENGO ... ... ... | ... | ... | ... | ... | ... | ... | ... | ... | ... | ... | ... | ... | ... | 610 | 259 | 351 | 103 | 111 | 25 | 28 | 55 | 92 | 43 | 81 | 33 | 41 |
| 29. SOUTH CANARA ... ... | ... | ... | ... | ... | ... | ... | ... | ... | ... | ... | ... | ... | ... | 312 | 140 | 172 | 39 | 54 | 18 | 9 | 37 | 61 | 34 | 29 | 12 | 19 |
| **(2) Feudatory States** ... | ... | ... | ... | ... | ... | ... | ... | ... | ... | ... | ... | ... | ... | *20* | *9* | *11* | *5* | *4* | ... | ... | *1* | *2* | *1* | *2* | *2* | *3* |
| 30. PUDUKKÓTTAI ... ... | ... | ... | ... | ... | ... | ... | ... | ... | ... | ... | ... | ... | ... | 20 | 9 | 11 | 5 | 4 | ... | ... | 1 | 2 | 1 | 2 | 2 | 3 |
| 31. BANGANAPALLE ... ... | ... | ... | ... | ... | ... | ... | ... | ... | ... | ... | ... | ... | ... | ... | ... | ... | ... | ... | ... | ... | ... | ... | ... | ... | ... | ... |
| 32. SANDÚR ... ... ... | ... | ... | ... | ... | ... | ... | ... | ... | ... | ... | ... | ... | ... | ... | ... | ... | ... | ... | ... | ... | ... | ... | ... | ... | ... | ... |



This content downloaded from 106.51.163.168 on Wed, 05 Jun 2024 15:15:17 +00:00
All use subject to https://about.jstor.org/terms

This content downloaded from
106.51.163.168 on Wed, 05 Jun 2024 15:15:17 +00:00
All use subject to https://about.jstor.org/terms

# TABLE XVIII.

## EUROPEANS, ARMENIANS AND ANGLO-INDIANS BY AGE.

## PART II.—CITIES.



This content downloaded from
106.51.163.168 on Wed, 05 Jun 2024 15:15:17 +00:00
All use subject to https://about.jstor.org/terms

# TABLE XVIII.

## Europeans, Armenians and Anglo-Indians by age. Part II.—Cities.

| CITY. | TOTAL. | | | EUROPEAN AND ALLIED RACES. | | | | | | | | | | | | | | | | | | | | | | | |
|---|---|---|---|---|---|---|---|---|---|---|---|---|---|---|---|---|---|---|---|---|---|---|---|---|---|---|---|
| | | | | British Subjects. | | | | | | | | | | | | Others. | | | | | | | | | | | |
| | | | | All ages. | | | 0–12. | | 12–15. | | 15–30. | | 30–50. | | 50 and over. | | All ages. | | | 0–12. | | 12–15. | | 15–30. | | 30–50. | | 50 and over. | |
| | Total. | Males. | Females. | Total. | Males. | Females. | Males. | Females. | Males. | Females. | Males. | Females. | Males. | Females. | Males. | Females. | Total. | Males. | Females. | Males. | Females. | Males. | Females. | Males. | Females. | Males. | Females. | Males. | Females. |
| 1 | 2 | 3 | 4 | 5 | 6 | 7 | 8 | 9 | 10 | 11 | 12 | 13 | 14 | 15 | 16 | 17 | 18 | 19 | 20 | 21 | 22 | 23 | 24 | 25 | 26 | 27 | 28 | 29 | 30 |
| TOTAL ... | *6,054* | *3,383* | *2,671* | *2,094* | *1,449* | *643* | *167* | *170* | *10* | *32* | *821* | *177* | *376* | *195* | *75* | *69* | *243* | *155* | *88* | *1* | *5* | *1* | *10* | *67* | *20* | *67* | *47* | *19* | *6* |
| 1. BELLARY ... ... | 1,244 | 860 | 384 | 885 | 706 | 179 | 49 | 49 | .. | 15 | 561 | 52 | 87 | 42 | 9 | 21 | 11 | 5 | 6 | ... | ... | ... | ... | 3 | 2 | 1 | 4 | 1 | ... |
| 2. CALICUT ... ... | 1,168 | 641 | 527 | 222 | 171 | 51 | 14 | 20 | 2 | 2 | 104 | 11 | 47 | 17 | 4 | 1 | 68 | 57 | 11 | 1 | 2 | ... | ... | 28 | .. | 24 | 8 | 4 | 1 |
| 3. COCANADA ... ... | 370 | 162 | 208 | 105 | 60 | 45 | 3 | 5 | ... | 3 | 14 | 14 | 35 | 20 | 8 | 3 | 14 | 5 | 9 | ... | ... | ... | ... | 1 | ... | 4 | 7 | ... | 2 |
| 4. COIMBATORE ... | 386 | 157 | 229 | 125 | 57 | 68 | 11 | 11 | 1 | 4 | 15 | 21 | 20 | 21 | 10 | 11 | ... | ... | ... | ... | ... | ... | ... | ... | ... | ... | ... | ... | ... |
| 5. CONJEEVERAM .. | 3 | 1 | 2 | 3 | 1 | 2 | ... | ... | ... | ... | .. | ... | 1 | 2 | ... | ... | ... | ... | ... | ... | ... | ... | ... | ... | ... | ... | ... | ... | ... |
| 6. CUDDALORE ... .. | 130 | 69 | 61 | 11 | 7 | 4 | ... | ... | ... | ... | 3 | 1 | 4 | 2 | ... | 1 | 41 | 30 | 11 | ... | 3 | ... | ... | 18 | 5 | 11 | 3 | 1 | ... |
| 7. KUMBAKONAM ... | 34 | 13 | 21 | 6 | 2 | 4 | ... | 2 | .. | ... | 1 | 1 | 1 | 1 | ... | ... | 16 | 6 | 10 | ... | ... | ... | ... | 1 | 1 | 4 | 9 | 1 | ... |
| 8. MADURA ... ... | 524 | 261 | 263 | 111 | 55 | 56 | 14 | 19 | 1 | .. | 14 | 18 | 20 | 13 | 6 | 6 | 33 | 14 | 19 | ... | ... | ... | ... | 5 | 3 | 6 | 13 | 3 | 3 |
| 9. NEGAPATAM ... | 796 | 520 | 276 | 216 | 175 | 41 | 20 | 13 | ... | .. | 62 | 5 | 79 | 16 | 14 | 7 | .. | ... | ... | ... | ... | ... | ... | .. | ... | ... | ... | ... | .. |
| 10. SALEM ... ... | 54 | 21 | 33 | 24 | 11 | 13 | 2 | 4 | ... | ... | 2 | 4 | 4 | 3 | 3 | 2 | ... | ... | ... | ... | ... | ... | ... | .. | ... | ... | ... | ... | .. |
| 11. TANJORE ... ... | 183 | 105 | 78 | 36 | 23 | 13 | 5 | 1 | 1 | 1 | 5 | 2 | 8 | 8 | 4 | 1 | 6 | 3 | 3 | ... | ... | ... | ... | 1 | ... | 1 | 3 | 1 | ... |
| 12. TRICHINOPOLY ... | 1,162 | 573 | 589 | 348 | 181 | 167 | 49 | 46 | 5 | 7 | 40 | 48 | 70 | 50 | 17 | 16 | 54 | 35 | 19 | ... | ... | 1 | 10 | 10 | 9 | 16 | ... | 8 | ... |

| CITY. | ARMENIANS. | | | | | | | | | | | | ANGLO-INDIANS. | | | | | | | | | | | |
|---|---|---|---|---|---|---|---|---|---|---|---|---|---|---|---|---|---|---|---|---|---|---|---|---|
| | All ages. | | | 0–12. | | 12–15. | | 15–30. | | 30–50 | | 50 and over. | All ages. | | | 0–12. | | 12–15. | | 15–30. | | 30–50. | | 50 and over. | |
| | Total. | Males. | Females. | Males. | Females. | Males. | Females. | Males. | Females. | Males. | Females. | Males. | Females. | Total. | Males. | Females. | Males. | Females. | Males. | Females. | Males. | Females. | Males. | Females. | Males. | Females. |
| | 31 | 32 | 33 | 34 | 35 | 36 | 37 | 38 | 39 | 40 | 41 | 42 | 43 | 44 | 45 | 46 | 47 | 48 | 49 | 50 | 51 | 52 | 53 | 54 | 55 | 56 |
| TOTAL ... | *1* | *1* | .. | ... | ... | ... | ... | *1* | ... | ... | ... | ... | ... | *3,718* | *1,778* | *1,940* | *522* | *520* | *130* | *182* | *525* | *639* | *420* | *402* | *181* | *197* |
| 1. BELLARY ... .. | ... | ... | ... | ... | ... | ... | ... | ... | ... | ... | ... | ... | ... | 348 | 149 | 199 | 61 | 17 | 25 | 35 | 28 | 89 | 19 | 39 | 16 | 19 |
| 2. CALICUT ... ... | ... | ... | ... | ... | ... | ... | ... | ... | ... | ... | ... | ... | ... | 878 | 413 | 465 | 115 | 113 | 34 | 35 | 120 | 150 | 93 | 94 | 51 | 73 |
| 3. COCANADA ... ... | ... | ... | ... | ... | ... | ... | ... | ... | ... | ... | ... | ... | ... | 251 | 97 | 154 | 17 | 46 | 11 | 11 | 22 | 45 | 30 | 38 | 17 | 14 |
| 4. COIMBATORE ... | ... | ... | ... | ... | ... | ... | ... | ... | ... | ... | ... | ... | ... | 261 | 100 | 161 | 31 | 39 | 4 | 31 | 36 | 48 | 23 | 27 | 6 | 16 |
| 5. CONJEEVERAM ... | ... | ... | ... | ... | ... | ... | ... | ... | ... | ... | ... | ... | ... | ... | ... | ... | ... | ... | ... | ... | ... | ... | ... | ... | ... | ... |
| 6. CUDDALORE ... | ... | ... | ... | ... | ... | ... | ... | ... | ... | ... | ... | ... | ... | 78 | 32 | 46 | 10 | 14 | ... | ... | 7 | 14 | 10 | 12 | 5 | 6 |
| 7. KUMBAKONAM ... | ... | ... | ... | ... | ... | ... | ... | ... | ... | ... | ... | ... | ... | 12 | 5 | 7 | 2 | 2 | ... | ... | 1 | 1 | 1 | 4 | 1 | ... |
| 8. MADURA ... ... | ... | ... | ... | ... | ... | ... | ... | ... | ... | ... | ... | ... | ... | 380 | 192 | 188 | 66 | 70 | 8 | 12 | 51 | 60 | 57 | 34 | 10 | 12 |
| 9. NEGAPATAM ... | ... | ... | ... | ... | ... | ... | ... | ... | ... | ... | ... | ... | ... | 580 | 345 | 235 | 80 | 65 | 13 | 12 | 147 | 83 | 83 | 59 | 22 | 16 |
| 10. SALEM ... ... | ... | ... | ... | ... | ... | ... | ... | ... | ... | ... | ... | ... | ... | 30 | 10 | 20 | 3 | 8 | ... | 1 | ... | 5 | 5 | 4 | 2 | 2 |
| 11. TANJORE ... ... | ... | ... | ... | ... | ... | ... | ... | ... | ... | ... | ... | ... | ... | 141 | 79 | 62 | 22 | 15 | 1 | 4 | 26 | 21 | 21 | 14 | 9 | 8 |
| 12. TRICHINOPOLY ... | 1 | 1 | ... | ... | ... | ... | ... | 1 | ... | ... | ... | ... | ... | 759 | 356 | 403 | 115 | 131 | 34 | 41 | 87 | 123 | 78 | 77 | 42 | 31 |

This content downloaded from 106.51.163.168 on Wed, 05 Jun 2024 15:15:17 +00:00
All use subject to https://about.jstor.org/terms

# THE PROVINCIAL TABLES.

## TABLE I.

### AREA AND POPULATION OF TALUKS AND DIVISIONS.

At the Census of 1901 a separate volume of Provincial tables, containing detailed statistics for taluks and divisions, was published. On the present occasion such information has been condensed and is exhibited in the two following tables.

2. The populations of taluks and divisions at previous censuses have been adjusted for changes of area during the decades.

This content downloaded from
106.51.163.168 on Wed, 05 Jun 2024 15:15:17 +00:00
All use subject to https://about.jstor.org/terms

# TABLE I.

## Area and population of taluks and divisions.

| TALUK OR DIVISION. | Area in square miles. | Number of | | Number of occupied houses. | Population. | | | | Percentage of variation. | | Number of persons per square mile in 1911. |
|---|---|---|---|---|---|---|---|---|---|---|---|
| | | Towns. | Villages. | | 1911. Persons. | 1911. Males. | 1911. Females. | 1901 (both sexes). | 1901 to 1911. | 1891 to 1901. | |
| 1 | 2 | 3 | 4 | 5 | 6 | 7 | 8 | 9 | 10 | 11 | 12 |
| **Ganjám** ... ... ... | *** 4,896** | **9** | **4,145** | **373,578** | **1,870,826** | **868,928** | **1,001,898** | **1,689,754** | **+ 10·7** | **+ 6·3** | **382** |
| Aska ... ... ... | ... | 1 | 385 | 24,264 | 131,917 | 61,644 | 70,273 | 115,883 | + 13·8 | + 6·4 | ... |
| Berhampur ... ... | ... | 2 | 547 | 76,317 | 386,082 | 176,770 | 209,312 | 344,368 | + 12·1 | + 6·5 | ... |
| Chicacole ... ... | ... | 2 | 357 | 56,227 | 266,117 | 124,006 | 142,111 | 254,922 | + 4·4 | + 5·1 | ... |
| Ganjám ... ... | ... | ... | 320 | 18,993 | 103,549 | 49,426 | 54,123 | 95,882 | + 8·0 | + 8·1 | ... |
| Goomsur ... ... | ... | 1 | 539 | 43,158 | 230,436 | 106,666 | 123,770 | 200,357 | + 15·0 | + 7·8 | ... |
| Ichchápuram ... ... | ... | ... | 317 | 18,179 | 90,849 | 42,112 | 48,737 | 83,500 | + 8·8 | + 11·6 | ... |
| Parlákimedi ... ... | ... | 1 | 665 | 60,560 | 278,642 | 134,562 | 144,080 | 257,057 | + 8·4 | + 1·7 | ... |
| Purushottapur ... ... | ... | ... | 274 | 20,556 | 115,462 | 53,044 | 62,418 | 102,396 | + 12·8 | + 6·1 | ... |
| Sompéta ... ... ... | ... | 1 | 259 | 23,441 | 110,449 | 48,865 | 61,584 | 97,229 | + 13·6 | + 8·1 | ... |
| Suradá ... ... ... | ... | ... | 142 | 3,945 | 21,471 | 10,334 | 11,137 | 18,662 | + 15·1 | + 15·9 | ... |
| Tékkali ... ... ... | ... | 1 | 340 | 27,938 | 135,852 | 61,499 | 74,353 | 119,498 | + 13·7 | + 8·2 | ... |
| **Agency, Ganjám** ... ... | *** 3,484** | ... | **2,056** | **82,223** | **350,466** | **175,783** | **174,683** | **321,114** | **+ 9·1** | **+ 4·5** | **101** |
| Balligudá ... ... ... | ... | ... | 472 | 27,233 | 111,898 | 56,922 | 54,976 | 104,714 | + 6·9 | − 2·3 | ... |
| Parlákimedi ... ... | ... | ... | 364 | 13,396 | 61,218 | 30,297 | 30,921 | 55,120 | + 11·1 | + 5·4 | ... |
| Rámagiri ... ... ... | ... | ... | 666 | 19,193 | 86,149 | 43,222 | 42,927 | 76,097 | + 13·2 | + 15·2 | ... |
| Sompéta ... ... ... | ... | ... | 88 | 1,366 | 5,901 | 2,935 | 2,966 | 5,461 | + 8·1 | − 9·0 | ... |
| Suradá ... ... ... | ... | ... | 63 | 878 | 3,570 | 1,745 | 1,825 | 2,864 | + 24·7 | + 21·7 | .. |
| Udayagiri ... ... ... | ... | ... | 403 | 20,157 | 81,730 | 40,662 | 41,068 | 76,858 | + 6·3 | + 4·7 | ... |
| **Vizagapatam** ... ... | **4,600** | **15** | **2,594** | **470,565** | **2,169,670** | **1,050,609** | **1,119,061** | **2,082,662** | **+ 4·2** | **+ 7·2** | **472** |
| Anakápallé ... ... ... | 301 | 1 | 144 | 39,810 | 169,751 | 79,719 | 90,032 | 165,478 | + 2·6 | + 8·8 | 564 |
| Bimlipatam ... ... ... | 255 | 1 | 117 | 26,787 | 130,371 | 63,757 | 66,614 | 126,354 | + 3·2 | + 10·0 | 511 |
| Bobbili ... ... ... | 268 | 1 | 168 | 30,294 | 142,667 | 69,454 | 73,213 | 133,577 | + 6·8 | + 3·7 | 532 |
| Chipurupalle ... ... | 535 | ... | 266 | 37,002 | 173,217 | 84,239 | 88,978 | 170,532 | + 1·6 | + 8·9 | 324 |
| Gajapatinagram ... ... | 302 | ... | 229 | 30,174 | 142,209 | 69,948 | 72,261 | 134,553 | + 5·7 | + 8·5 | 471 |
| Golgonda ... ... ... | 525 | 1 | 150 | 31,276 | 137,295 | 67,820 | 69,475 | 123,507 | + 11·2 | + 4·2 | 262 |
| Pálkonda ... ... ... | 334 | 3 | 328 | 45,604 | 217,193 | 106,072 | 111,121 | 215,376 | + 0·9 | + 7·0 | 650 |
| Párvatípuram ... ... | 401 | 2 | 205 | 26,965 | 122,243 | 59,096 | 63,147 | 116,533 | + 4·9 | − 0·1 | 305 |
| Sálúr ... ... ... | 180 | 1 | 159 | 22,180 | 99,595 | 48,455 | 51,140 | 92,717 | + 7·4 | + 10·8 | 553 |
| Sarvasiddhi ... ... | 341 | 1 | 141 | 37,709 | 168,941 | 79,847 | 89,094 | 160,761 | + 5·1 | + 3·7 | 495 |
| Srungavarappukóta ... ... | 278 | 1 | 181 | 30,202 | 142,543 | 68,535 | 74,008 | 137,724 | + 3·5 | + 6·5 | 513 |
| Viravilli ... ... ... | 386 | 1 | 237 | 50,240 | 222,532 | 107,297 | 115,235 | 209,228 | + 6·4 | + 5·7 | 577 |
| Vizagapatam ... ... | 175 | 1 | 76 | 23,314 | 114,217 | 55,373 | 58,844 | 110,652 | + 3·3 | + 13·2 | 653 |
| Vizianagram ... ... | 319 | 1 | 190 | 39,008 | 186,896 | 90,997 | 95,899 | 185,670 | + 0·7 | + 11·4 | 586 |
| **Agency, Vizagapatam** ... | **12,621** | ... | **10,071** | **221,458** | **1,020,151** | **511,221** | **508,930** | **850,376** | **+ 20·0** | **− 1·0** | **81** |
| Bissamcuttack ... ... | † 1,850 | ... | 829 | 15,771 | 62,628 | 31,543 | 31,085 | 59,446 | + 5·4 | − 4·3 | 100 |
| Golgonda ... ... ... | 738 | ... | 428 | 8,881 | 40,436 | 20,143 | 20,293 | 33,929 | + 19·2 | + 15·7 | 55 |
| Gunupúr ... ... ... | ... | ... | 1,138 | 28,560 | 122,235 | 60,348 | 61,887 | 113,070 | + 8·1 | − 0·0 | ... |
| Jeypore ... ... ... | 1,015 | ... | 1,201 | 35,604 | 173,952 | 87,029 | 86,923 | 133,831 | + 30·0 | − 4·8 | 171 |
| Koraput ... ... ... | 671 | ... | 474 | 11,577 | 54,294 | 27,185 | 27,109 | 73,818 | − 26·4 | − 0·9 | 81 |
| Malkangiri ... ... ... | 2 396 | ... | 799 | 9,398 | 40,563 | 21,130 | 19,433 | 35,856 | + 13·1 | + 26·8 | 17 |
| Nowrangapur ... ... | 2,172 | ... | 1,164 | 35,628 | 180,920 | 91,205 | 89,715 | 104,145 | + 73·7 | − 10·5 | 83 |
| Padwa ... ... ... | 1,383 | ... | 1,751 | 20,559 | 96,888 | 49,424 | 47,464 | 64,415 | + 50·4 | + 9·2 | 70 |
| Pálkonda ... ... ... | 168 | ... | 105 | 2,234 | 8,947 | 4,395 | 4,552 | 11,245 | − 20·4 | − 4·9 | 53 |
| Párvatípuram ... ... | 398 | ... | 285 | 10,262 | 45,735 | 22,449 | 23,286 | 43,990 | + 4·0 | + 9·3 | 115 |
| Pottangi ... ... ... | 625 | ... | 829 | 17.357 | 77,930 | 39,340 | 38,590 | 73,013 | + 6·7 | − 6·0 | 125 |
| Rayagada ... ... ... | 710 | ... | 790 | 20,856 | 93,908 | 45,922 | 47,986 | 86,610 | + 8·4 | − 5·1 | 132 |
| Sálúr ... ... ... | 200 | ... | 123 | 1,150 | 4,800 | 2,500 | 2,300 | 5,126 | − 6·4 | − 0·2 | 24 |
| Srungavarappukóta ... ... | 164 | ... | 124 | 1,250 | 5,682 | 2,846 | 2,836 | 4,293 | + 32·4 | + 6·8 | 35 |
| Viravilli ... ... ... | 131 | ... | 31 | 2,371 | 11,233 | 5,762 | 5,471 | 7,590 | + 48·0 | + 33·8 | 86 |
| **Gódávari** ... ... | **2,545** | **9** | **824** | **276,959** | **1,445,957** | **707,702** | **738,255** | **1,286,119** | **+ 12·4** | **+ 9·2** | **568** |
| Amalápuram ... ... | 367 | 1 | 117 | 39,370 | 215,710 | 104,066 | 111,644 | 189,105 | + 14·1 | + 7·7 | 588 |
| Cocanada ... ... ... | 297 | 2 | 101 | 43,375 | 228,388 | 111,760 | 116,628 | 213,758 | + 6·8 | + 16·5 | 769 |
| Peddápuram ... ... | 604 | 1 | 200 | 40,150 | 188,346 | 92,873 | 95,473 | 167,020 | + 12·7 | + 3·2 | 312 |
| Pithápuram ... ... ... | 193 | 1 | 49 | 19,247 | 96,824 | 47,986 | 48,838 | 84,089 | + 15·1 | + 0·3 | 502 |
| Rajahmundry ... ... | 376 | 2 | 88 | 35,638 | 189,260 | 94,434 | 94,826 | 161,070 | + 17·5 | + 14·1 | 503 |
| Rámachandrapuram ... | 291 | 1 | 116 | 44,783 | 238,774 | 117,541 | 121,233 | 217,772 | + 9·6 | + 10·8 | 821 |
| Razole ... ... ... | 291 | .... | 104 | 39,404 | 217,919 | 104,240 | 113,679 | 194,543 | + 12·0 | + 9·2 | 749 |
| Tuni ... ... ... | 126 | 1 | 49 | 14,992 | 70,736 | 34,802 | 35,934 | 58,762 | + 20·4 | + 2·3 | 561 |
| **Agency, Gódávari** ... ... | **3,676** | ... | **1,102** | **40,715** | **206,902** | **104,496** | **102,406** | **180,060** | **+ 14·9** | **+ 17·4** | **56** |
| Bhadráchalam ... ... | 911 | ... | 328 | 10,587 | 55,952 | 28,244 | 27,708 | 48,658 | + 15·0 | + 14·9 | 61 |
| Nugur ... ... ... | 593 | ... | 123 | 3,421 | 19,958 | 9,982 | 9,976 | 20,218 | − 1·3 | + 44·5 | 34 |
| Chódavaram ... ... ... | 710 | ... | 244 | 5,865 | 28,610 | 14,389 | 14,221 | 23,229 | + 23·2 | } + 14·6 | 40 |
| Pólavaram ... ... ... | 543 | ... | 78 | 13,209 | 65,727 | 33,262 | 32,465 | 58,274 | + 12·8 | | 121 |
| Yellavaram ... ... ... | 919 | ... | 329 | 7,633 | 36,655 | 18,619 | 18,036 | 29,681 | + 23·5 | | 40 |
| **Kistna** ... ... ... | **5,907** | **13** | **1,702** | **360,837** | **1,997,535** | **994,961** | **1,002,574** | **1,744,138** | **+ 14·5** | **+ 14·3** | **338** |
| Bandar ... ... ... | 281 | 1 | 106 | 21,406 | 115,509 | 57,483 | 58,026 | 102 751 | + 12·4 | + 7·5 | 411 |
| Bezwáda ... ... ... | 422 | 2 | 107 | 26,135 | 147,323 | 75,243 | 72,080 | 124,170 | + 18·6 | + 16·6 | 349 |
| Bhimavaram ... ... ... | 347 | ... | 135 | 29,548 | 166,533 | 80,741 | 85,792 | 144,615 | + 15·2 | + 17·5 | 480 |
| Divi ... ... ... | 459 | ... | 88 | 24,140 | 134,008 | 67,696 | 66,312 | 111,565 | + 20·2 | + 8·5 | 292 |
| Ellore ... ... ... | 766 | 1 | 212 | 38,620 | 206,167 | 104,406 | 103,761 | 182,027 | + 14·3 | + 5·6 | 272 |
| Gudiváda ... ... ... | 313 | 1 | 173 | 30,060 | 162,306 | 81,296 | 81,010 | 142,055 | + 14·3 | + 28·8 | 519 |
| Kaikalúr ... ... ... | 394 | ... | 98 | 12,361 | 64,500 | 32,745 | 31,755 | 56,813 | + 13·5 | + 27·2 | 164 |
| Nandigáma ... ... ... | 677 | ... | 166 | 27,960 | 158,186 | 79,616 | 78,570 | 139,958 | + 13·0 | + 10·5 | 234 |

* Details of area by taluks and divisions are not available.

† Includes the area of Gunupúr.

This content downloaded from 106.51.163.168 on Wed, 05 Jun 2024 15:15:17 +00:00
All use subject to https://about.jstor.org/terms

# TABLE I.



## Area and population of taluks and divisions—*continued.*

| TALUK OR DIVISION. | Area in square miles. | Number of | | Number of occupied houses. | POPULATION. | | | | Percentage of variation. | | Number of persons per square mile in 1911. |
|---|---|---|---|---|---|---|---|---|---|---|---|
| | | | | | 1911. | | | 1901 (both sexes). | | | |
| | | Towns. | Villages. | | Persons. | Males. | Females. | | 1901 to 1911. | 1891 to 1901. | |
| 1 | 2 | 3 | 4 | 5 | 6 | 7 | 8 | 9 | 10 | 11 | 12 |
| **Kistna**—*cont.* | | | | | | | | | | | |
| Narasapur | 262 | 3 | 78 | 30,604 | 171,124 | 81,149 | 89,975 | 151,342 | + 13·1 | + 13·2 | 653 |
| Núzvíd | 676 | 1 | 169 | 29,314 | 162,166 | 82,434 | 79,732 | 140,817 | + 15·2 | + 21·2 | 240 |
| Tanuku | 372 | 3 | 163 | 48,059 | 269,858 | 130,941 | 138,917 | 238,758 | + 13·0 | + 17·0 | 725 |
| Tiruvúr | 337 | ... | 90 | 14,417 | 79,175 | 40,827 | 38,348 | 69,219 | + 14·4 | + 13·3 | 235 |
| Yernagúdem | 601 | ... | 117 | 28,213 | 158,680 | 80,384 | 78,296 | 140,048 | + 13·3 | + 8·6 | 264 |
| **Guntúr** | *5,735* | *12* | *933* | *316,885* | *1,697,551* | *856,665* | *840,886* | *1,490,635* | *+ 13·9* | *+ 13·3* | *296* |
| Bápatla | 688 | 4 | 110 | 46,163 | 241,999 | 122,443 | 119,556 | 215,153 | + 12·5 | + 17·8 | 352 |
| Guntúr | 500 | 2 | 109 | 40,721 | 230,928 | 118,003 | 112,925 | 200,557 | + 15·1 | + 20·2 | 462 |
| Narasaraopet | 714 | 1 | 107 | 35,727 | 195,137 | 98,352 | 96,785 | 168,547 | + 15·8 | + 7·8 | 273 |
| Ongole | 792 | 3 | 161 | 45,982 | 246,273 | 123,103 | 123,170 | 223,055 | + 10·4 | − 0·6 | 311 |
| Palnád | 1,041 | ... | 89 | 32,938 | 161,197 | 80,128 | 81,069 | 153,638 | + 4·9 | + 8·2 | 155 |
| Répalle | 338 | ... | 70 | 26,995 | 139,812 | 70,837 | 68,975 | 114,732 | + 21·9 | + 16·8 | 414 |
| Sattanapalle | 714 | ... | 132 | 33,294 | 184,474 | 93,051 | 91,423 | 159,615 | + 15·6 | + 15·2 | 258 |
| Tenáli | 302 | 1 | 82 | 37,719 | 203,262 | 103,079 | 100,183 | 172,815 | + 17·6 | + 38·5 | 673 |
| Vinukonda | 646 | 1 | 73 | 17,346 | 94,469 | 47,669 | 46,800 | 82,493 | + 14·5 | + 0·1 | 146 |
| **Nellore** | *7,973* | *8* | *1,594* | *263,168* | *1,328,152* | *665,305* | *662,847* | *1,274,831* | *+ 4·2* | *+ 2·8* | *167* |
| Átmakúr | 640 | ... | 113 | 21,239 | 105,114 | 52,612 | 52,502 | 110,906 | − 5·2 | + 9·6 | 164 |
| Dársi | 616 | ... | 118 | 16,458 | 92,502 | 46,501 | 45,998 | 82,459 | + 12·2 | − 2·6 | 150 |
| Gúdúr | 658 | 1 | 124 | 21,768 | 102,924 | 52,455 | 50,469 | 104,607 | − 1·6 | + 1·0 | 156 |
| Kandukúr | 787 | 1 | 159 | 29,506 | 153,055 | 76,521 | 76,534 | 151,417 | + 1·1 | + 2·0 | 194 |
| Kanigiri | 1,014 | 1 | 184 | 23,783 | 125,917 | 62,533 | 63,384 | 110,813 | + 13·6 | − 15·6 | 124 |
| Kávali | 548 | 1 | 78 | 18,383 | 92,773 | 45,750 | 47,023 | 87,015 | + 6·6 | + 4·7 | 169 |
| Kovúr | 387 | 1 | 84 | 26,300 | 124,671 | 61,972 | 62,699 | 115,919 | + 7·6 | + 14·4 | 322 |
| Nellore | 503 | 1 | 196 | 35,491 | 167,306 | 83,407 | 83,899 | 162,813 | + 2·8 | + 14·0 | 333 |
| Podíli | 564 | ... | 111 | 12,004 | 69,122 | 34,770 | 34,352 | 58,937 | + 17·3 | − 13·9 | 123 |
| Pólúr | 384 | 1 | 122 | 12,229 | 64,754 | 32,777 | 31,977 | 63,781 | + 1·5 | + 10·7 | 178 |
| Rápúr | 594 | ... | 111 | 13,920 | 66,215 | 33,858 | 32,357 | 70,130 | − 5·6 | + 14·4 | 111 |
| Udayagiri | 871 | ... | 133 | 19,401 | 98,391 | 48,925 | 49,466 | 95,173 | + 3·4 | − 5·0 | 113 |
| Venkatagiri | 427 | 1 | 151 | 12,656 | 65,408 | 33,221 | 32,187 | 60,861 | + 7·5 | + 7·9 | 153 |
| **Cuddapah** | *5,892* | *8* | *874* | *184,667* | *893,998* | *454,061* | *439,937* | *880,080* | *+ 1·6* | *− 0·3* | *152* |
| Badvél | 755 | 2 | 111 | 19,742 | 95,896 | 48,343 | 47,553 | 89,361 | + 7·3 | − 4·1 | 127 |
| Cuddapah | 509 | 1 | 99 | 20,943 | 100,535 | 50,748 | 49,787 | 101,953 | − 1·4 | + 2·2 | 198 |
| Jammalamadugu | 612 | 1 | 127 | 21,062 | 106,360 | 53,905 | 52,455 | 103,692 | + 2·6 | + 2·4 | 174 |
| Kamalápuram | 303 | ... | 61 | 11,788 | 64,353 | 32,677 | 31,676 | 61,922 | + 3·9 | − 3·5 | 212 |
| Proddatúr | 430 | 1 | 79 | 19,217 | 96,359 | 48,904 | 47,455 | 94,236 | + 2·3 | + 5·3 | 224 |
| Pulivendla | 701 | 1 | 103 | 21,392 | 106,950 | 54,388 | 52,562 | 103,396 | + 3·4 | − 2·3 | 153 |
| Pullampet | 979 | 1 | 126 | 32,135 | 145,230 | 73,717 | 71,513 | 143,521 | + 1·2 | − 3·7 | 148 |
| Ráyachóti | 997 | 1 | 89 | 24,894 | 113,982 | 58,624 | 55,358 | 113,912 | + 0·1 | + 0·6 | 114 |
| Siddhavattam | 606 | ... | 79 | 13,494 | 64,333 | 32,755 | 31,578 | 68,087 | − 5·5 | + 1·9 | 106 |
| **Kurnool** | *7,580* | *3* | *806* | *187,073* | *935,199* | *471,426* | *463,773* | *872,070* | *+ 7·3* | *+ 6·6* | *123* |
| Cumbum | 1,060 | 1 | 98 | 26,017 | 125,598 | 62,019 | 63,579 | 115,881 | + 8·4 | − 1·5 | 118 |
| Dhóne | 817 | ... | 76 | 18,898 | 95,724 | 49,620 | 46,104 | 83,807 | + 14·2 | + 10·0 | 117 |
| Kóilkuntla | 576 | ... | 86 | 19,320 | 92,681 | 46,622 | 46,059 | 88,162 | + 5·1 | + 1·2 | 161 |
| Kurnool | 640 | 1 | 95 | 26,648 | 140,315 | 71,004 | 69,311 | 132,637 | + 5·8 | + 13·5 | 219 |
| Márkápúr | 1,110 | ... | 102 | 18,995 | 99,030 | 49,906 | 49,124 | 94,293 | + 5·0 | − 5·7 | 87 |
| Nandikótkúr | 1,308 | ... | 109 | 20,260 | 100,519 | 50,427 | 50,092 | 97,172 | + 3·4 | + 17·8 | 77 |
| Nandyál | 679 | 1 | 82 | 18,912 | 91,299 | 45,649 | 45,650 | 87,009 | + 4·9 | + 16·7 | 134 |
| Pattikonda | 747 | ... | 69 | 21,873 | 111,501 | 57,213 | 54,288 | 99,722 | + 11·8 | + 1·3 | 149 |
| Sirvel | 613 | ... | 89 | 16,150 | 78,532 | 38,966 | 39,566 | 73,387 | + 7·0 | + 12·6 | 128 |
| **Bellary** | *5,714* | *10* | *921* | *184,058* | *969,436* | *490,843* | *478,593* | *947,214* | *+ 2·3* | *+ 7·5* | *170* |
| Ádóni | 742 | 3 | 161 | 32,801 | 177,207 | 89,981 | 87,226 | 164,705 | + 7·6 | + 11·4 | 239 |
| Álúr | 582 | ... | 84 | 17,171 | 100,181 | 50,435 | 49,746 | 84,849 | + 18·1 | + 13·7 | 172 |
| Bellary | 705 | 1 | 113 | 24,759 | 134,203 | 68,414 | 65,789 | 149,548 | − 10·2 | + 5·9 | 190 |
| Hadagalli | 587 | ... | 88 | 18,305 | 92,974 | 46,459 | 46,515 | 92,139 | + 0·9 | − 11·5 | 158 |
| Harpanahalli | 611 | 1 | 81 | 18,517 | 98,072 | 49,457 | 48,615 | 95,646 | + 2·5 | + 16·3 | 161 |
| Hospet | 538 | 2 | 113 | 19,194 | 92,132 | 47,105 | 45,027 | 101,902 | − 9·6 | + 10·2 | 171 |
| Kúdligi | 863 | 1 | 116 | 21,632 | 109,986 | 55,557 | 54,429 | 103,985 | + 5·8 | + 10·3 | 127 |
| Ráyadrug | 628 | 1 | 71 | 15,931 | 84,294 | 42,860 | 41,374 | 82,789 | + 1·7 | + 5·3 | 134 |
| Siruguppa | 458 | 1 | 94 | 15,748 | 80,447 | 40,575 | 39,872 | 71,651 | + 12·3 | + 9·3 | 176 |
| **Anantapúr** | *6,718* | *13* | *833* | *190,068* | *963,223* | *494,232* | *468,991* | *933,757* | *+ 3·2* | *+ 8·2* | *143* |
| Anantapúr | 925 | 1 | 109 | 21,007 | 106,131 | 55,008 | 51,123 | 106,706 | − 0·5 | + 4·6 | 115 |
| Dharmavaram | 732 | 1 | 62 | 17,812 | 89,848 | 46,814 | 43,034 | 86,158 | + 4·3 | + 8·0 | 123 |
| Gooty | 896 | 3 | 130 | 27,519 | 149,139 | 76,286 | 72,853 | 142,965 | + 4·3 | + 9·5 | 166 |
| Hindupur | 428 | 1 | 77 | 19,669 | 97,314 | 49,922 | 47,392 | 92,088 | + 5·7 | + 13·9 | 227 |
| Kadiri | 1,158 | 1 | 139 | 30,662 | 147,402 | 76,138 | 71,264 | 145,503 | + 1·3 | + 7·8 | 127 |
| Kalyándrug | 817 | 1 | 72 | 15,272 | 83,135 | 42,793 | 40,342 | 76,977 | + 8·0 | + 5·8 | 102 |
| Madakasíra | 443 | 1 | 57 | 16,458 | 82,121 | 41,512 | 40,609 | 81,457 | + 0·8 | + 19·8 | 185 |
| Penukonda | 678 | 2 | 94 | 19,711 | 93,860 | 47,914 | 45,946 | 92,482 | + 1·5 | + 14·0 | 138 |
| Tádpatri | 641 | 2 | 93 | 21,958 | 114,273 | 57,845 | 56,428 | 109,421 | + 4·4 | − 2·9 | 178 |
| **Madras** | *27* | *1* | ... | *59,595* | *518,660* | *266,465* | *252,195* | *509,346* | *+ 1·8* | *+ 12·6* | *19,210* |



This content downloaded from 106.51.163.168 on Wed, 05 Jun 2024 15:15:17 +00:00
All use subject to https://about.jstor.org/terms

AREA AND POPULATION OF TALUKS AND DIVISIONS.

# TABLE I.

## Area and population of taluks and divisions—*continued.*

| TALUK OR DIVISION. | Area in square miles. | Number of | | Number of occupied houses. | Population. | | | | Percentage of variation. | | Number of persons per square mile in 1911. |
|---|---|---|---|---|---|---|---|---|---|---|---|
| | | Towns. | Villages. | | 1911. Persons. | 1911. Males. | 1911. Females. | 1901 (both sexes). | 1901 to 1911. | 1891 to 1901. | |
| 1 | 2 | 3 | 4 | 5 | 6 | 7 | 8 | 9 | 10 | 11 | 12 |
| **Chingleput** | *3,072* | *16* | *2,141* | *226,648* | *1,406,008* | *705,641* | *700,367* | *1,310,106* | *+ 7·3* | *+ 9·1* | *458* |
| Chingleput | 436 | 2 | 295 | 25,417 | 165,796 | 82,905 | 82,891 | 155,213 | + 6·8 | + 13·1 | 380 |
| Conjeeveram | 299 | 1 | 223 | 25,436 | 172,309 | 85,302 | 87,007 | 152,392 | + 13·1 | + 0·1 | 576 |
| Madurántakam | 696 | 3 | 525 | 46,850 | 308,851 | 154,675 | 154,176 | 278,561 | + 10·9 | + 5·9 | 444 |
| Ponnéri | 708 | 2 | 425 | 42,865 | 233,050 | 117,854 | 115,196 | 229,553 | + 1·5 | + 10·9 | 329 |
| Saidapet | 503 | 7 | 357 | 53,884 | 331,597 | 167,105 | 164,492 | 312,115 | + 6·2 | + 16·1 | 659 |
| Tiruvallúr | 430 | 1 | 316 | 32,196 | 194,405 | 97,800 | 96,605 | 182,272 | + 6·7 | + 5·6 | 452 |
| **Chittoor** | *5,676* | *5* | *2,442* | *224,967* | *1,238,742* | *629,379* | *609,363* | *1,172,886* | *+ 5·6* | *+ 4·7* | *218* |
| Chandragiri | 548 | 1 | 231 | 22,758 | 117,433 | 59,663 | 57,770 | 113,550 | + 3·4 | − 0·8 | 214 |
| Chittoor | 733 | 1 | 342 | 41,683 | 232,850 | 117,997 | 114,853 | 209,868 | + 11·0 | + 4·8 | 294 |
| Kálahasti | 637 | 1 | 325 | 18,673 | 101,199 | 51,227 | 49,972 | 94,132 | + 7·5 | + 15·0 | 159 |
| Madanapalle | 837 | 1 | 98 | 26,518 | 137,496 | 70,305 | 67,191 | 136,977 | + 0·4 | + 7·6 | 164 |
| Palmanér | 439 | | 85 | 10,844 | 50,619 | 25,517 | 25,102 | 51,575 | − 1·9 | + 7·1 | 115 |
| Punganúru | 648 | 1 | 567 | 20,360 | 107,051 | 54,578 | 52,473 | 96,852 | + 10·5 | + 5·2 | 165 |
| Puttúr | 542 | | 340 | 29,852 | 179,638 | 91,579 | 88,059 | 170,235 | + 5·5 | + 9·4 | 331 |
| Tiruttani | 401 | | 329 | 27,355 | 185,881 | 93,916 | 91,965 | 171,005 | + 8·7 | − 1·2 | 464 |
| Váyalpád | 831 | | 125 | 26,924 | 126,575 | 64,597 | 61,978 | 128,692 | − 1·6 | + 1·3 | 152 |
| **North Arcot** | *4,920* | *18* | *2,308* | *291,876* | *1,960,960* | *970,073* | *990,887* | *1,750,566* | *+ 12·0* | *+ 6·5* | *399* |
| Arkonam | 319 | 1 | 176 | 23,260 | 164,412 | 82,398 | 82,014 | 135,212 | + 21·6 | − 9·3 | 515 |
| Arni | 180 | | 151 | 14,490 | 108,944 | 53,444 | 55,500 | 96,542 | + 12·8 | + 5·2 | 605 |
| Cheyyár | 328 | 1 | 216 | 20,898 | 148,355 | 73,774 | 74,581 | 128,590 | + 15·4 | + 0·4 | 452 |
| Gudiyáttam | 446 | 2 | 182 | 32,182 | 206,835 | 101,549 | 105,286 | 195,665 | + 5·7 | + 10·7 | 464 |
| Kangundi | 346 | | 272 | 13,566 | 68,210 | 34,059 | 34,151 | 64,446 | + 5·8 | + 19·2 | 197 |
| Polúr | 585 | 2 | 177 | 23,531 | 169,557 | 83,747 | 85,810 | 152,475 | + 11·2 | + 10·8 | 290 |
| Tiruppattúr | 539 | 2 | 197 | 38,030 | 207,262 | 100,946 | 106,316 | 205,986 | + 0·6 | + 9·1 | 385 |
| Tiruvannámalai | 1,010 | 1 | 401 | 40,370 | 285,641 | 143,362 | 142,279 | 244,085 | + 17·0 | + 18·8 | 283 |
| Vellore | 432 | 3 | 150 | 32,584 | 222,329 | 108,999 | 113,330 | 203,739 | + 9·1 | + 4·5 | 515 |
| Válájápet | 395 | 5 | 181 | 30,644 | 216,795 | 106,446 | 110,349 | 191,231 | + 13·4 | + 0·7 | 549 |
| Wándiwásh | 340 | 1 | 205 | 22,381 | 162,620 | 81,349 | 81,271 | 132,595 | + 22·6 | + 4·5 | 478 |
| **Salem** | *6,300* | *8* | *2,247* | *348,786* | *1,766,680* | *876,950* | *889,730* | *1,699,482* | *+ 4·0* | *+ 14·3* | *280* |
| Atúr | 841 | 1 | 174 | 39,795 | 207,818 | 102,341 | 105,477 | 199,475 | + 4·2 | + 8·9 | 247 |
| Dharmapuri | 943 | 1 | 243 | 39,737 | 224,961 | 111,026 | 113,935 | 206,332 | + 9·0 | + 15·5 | 239 |
| Hosúr | 1,217 | 1 | 438 | 36,444 | 195,627 | 98,131 | 97,496 | 184,971 | + 5·8 | + 18·7 | 161 |
| Krishnagiri | 656 | 2 | 291 | 34,939 | 180,795 | 89,671 | 91,124 | 174,998 | + 3·3 | + 15·2 | 276 |
| Ómalúr | 406 | | 130 | 30,279 | 153,290 | 75,871 | 77,419 | 141,965 | + 8·0 | + 24·7 | 378 |
| Salem | 723 | 2 | 365 | 69,638 | 352,213 | 174,922 | 177,291 | 360,830 | − 2·4 | + 8·0 | 487 |
| Tiruchengódu | 604 | 1 | 152 | 66,401 | 295,251 | 147,431 | 147,820 | 271,492 | + 8·8 | + 17·4 | 489 |
| Úttangarai | 910 | | 454 | 31,553 | 156,725 | 77,557 | 79,168 | 159,419 | − 1·7 | + 15·4 | 172 |
| **Coimbatore** | *7,196* | *13* | *1,337* | *433,642* | *2,116,564* | *1,044,429* | *1,072,135* | *1,979,464* | *+ 6·9* | *+ 10·5* | *294* |
| Avanáshi | 460 | | 183 | 33,416 | 167,872 | 83,588 | 84,284 | 153,354 | + 9·5 | + 8·7 | 365 |
| Bhaváni | 715 | 1 | 64 | 33,678 | 162,388 | 80,464 | 81,924 | 145,982 | + 11·2 | + 21·8 | 227 |
| Coimbatore | 519 | 1 | 144 | 48,574 | 261,474 | 128,708 | 132,766 | 243,020 | + 7·6 | + 8·4 | 504 |
| Dhárápuram | 853 | 1 | 83 | 59,789 | 281,731 | 139,467 | 142,264 | 271,127 | + 3·9 | + 7·2 | 330 |
| Erode | 598 | 1 | 199 | 64,670 | 289,689 | 144,332 | 145,357 | 275,460 | + 5·2 | + 11·5 | 484 |
| Gópichettipálaiyam | 1,033 | 1 | 137 | 45,501 | 208,989 | 103,237 | 105,752 | 196,018 | + 6·6 | + 15·5 | 202 |
| Kollegál | 1,167 | 1 | 156 | 20,199 | 118,017 | 58,586 | 59,431 | 114,312 | + 3·2 | + 11·5 | 101 |
| Palladam | 593 | 2 | 129 | 51,631 | 258,520 | 126,390 | 132,130 | 240,715 | + 7·4 | + 11·2 | 436 |
| Polláchi | 692 | 3 | 156 | 43,574 | 208,080 | 101,847 | 106,233 | 188,996 | + 10·1 | + 5·8 | 301 |
| Udamalpet | 566 | 2 | 86 | 32,610 | 159,804 | 77,810 | 81,994 | 150,480 | + 6·2 | + 7·9 | 282 |
| **South Arcot** | *4,208* | *11* | *2,340* | *378,185* | *2,362,566* | *1,172,807* | *1,189,759* | *2,105,809* | *+ 12·2* | *+ 7·6* | *561* |
| Chidambaram | 402 | 2 | 336 | 53,608 | 320,190 | 153,335 | 166,855 | 294,868 | + 8·6 | + 4·5 | 796 |
| Cuddalore | 448 | 3 | 223 | 64,920 | 386,604 | 193,783 | 192,821 | 361,776 | + 6·9 | + 7·3 | 863 |
| Gingee | 410 | | 245 | 27,064 | 199,470 | 100,148 | 99,322 | 165,671 | + 20·4 | + 15·9 | 487 |
| Kallakurchi | 873 | 1 | 364 | 49,039 | 305,418 | 152,169 | 153,249 | 269,377 | + 13·4 | + 12·5 | 350 |
| Tindivanam | 447 | 1 | 246 | 36,237 | 217,329 | 108,967 | 108,362 | 188,164 | + 15·5 | + 1·6 | 486 |
| Tirukkóyilúr | 585 | 1 | 349 | 50,500 | 328,968 | 164,368 | 164,600 | 285,068 | + 15·4 | + 9·2 | 562 |
| Villupuram | 467 | 2 | 282 | 57,886 | 338,603 | 169,604 | 168,999 | 298,745 | + 13·3 | + 3·2 | 725 |
| Vriddháchalam | 576 | 1 | 295 | 38,931 | 265,984 | 130,433 | 135,551 | 242,140 | + 9·8 | + 10·2 | 462 |
| **Tanjore** | *3,727* | *19* | *2,508* | *450,720* | *2,362,689* | *1,123,084* | *1,239,605* | *2,245,029* | *+ 5·2* | *+ 0·8* | *634* |
| Arantángi | 382 | | 471 | 23,232 | 107,542 | 50,747 | 56,795 | 106,368 | + 1·1 | + 11·3 | 282 |
| Kumbakónam | 206 | 2 | 197 | 50,545 | 279,178 | 133,644 | 145,534 | 268,101 | + 4·1 | − 6·8 | 1,355 |
| Mannárgudi | 301 | 1 | 195 | 39,126 | 196,983 | 94,006 | 102,977 | 188,107 | + 4·7 | − 0·0 | 654 |
| Máyavaram | 283 | 2 | 185 | 50,223 | 261,686 | 122,750 | 138,936 | 247,019 | + 5·9 | + 0·9 | 925 |
| Nannilam | 291 | 2 | 244 | 45,805 | 217,267 | 99,757 | 117,510 | 213,752 | + 1·6 | − 0·7 | 747 |
| Negapatám | 240 | 2 | 186 | 46,135 | 233,210 | 110,098 | 123,112 | 217,607 | + 7·2 | − 1·2 | 972 |
| Pápanásam | 234 | 1 | 177 | 34,000 | 186,324 | 88,808 | 97,516 | 175,722 | + 6·0 | + 17·8 | 796 |
| Pattukkóttai | 709 | 2 | 402 | 45,750 | 261,029 | 127,280 | 133,749 | 245,234 | + 6·4 | + 4·3 | 368 |
| Shiyáli | 171 | 1 | 96 | 24,263 | 128,895 | 61,193 | 67,702 | 116,563 | + 10·6 | − 2·7 | 754 |
| Tanjore | 413 | 3 | 212 | 49,967 | 295,626 | 142,489 | 153,137 | 281,465 | + 5·0 | − 4·0 | 716 |
| Tirutturaippúndi | 497 | 3 | 143 | 41,674 | 194,949 | 92,312 | 102,637 | 185,091 | + 5·3 | + 3·1 | 392 |

This content downloaded from 106.51.163.168 on Wed, 05 Jun 2024 15:15:17 +00:00
All use subject to https://about.jstor.org/terms

# TABLE I.



## Area and population of taluks and divisions—*concluded.*

| TALUK OR DIVISION. | Area in square miles. | Number of | | Number of occupied houses. | Population. | | | | Percentage of variation. | | Number of persons per square mile in 1911. |
|---|---|---|---|---|---|---|---|---|---|---|---|
| | | | | | 1911. | | | 1901 (both sexes). | | | |
| | | Towns. | Villages. | | Persons. | Males. | Females. | | 1901 to 1911. | 1891 to 1901. | |
| 1 | 2 | 3 | 4 | 5 | 6 | 7 | 8 | 9 | 10 | 11 | 12 |
| **Trichinopoly** | *4,935* | *10* | *1,371* | *414,680* | *2,107,029* | *1,022,866* | *1,084,163* | *1,965,119* | *+ 7·2* | *+ 5·0* | *427* |
| Karúr | 612 | 2 | 92 | 54,646 | 241,252 | 116,696 | 124,556 | 220,843 | + 9·2 | + 4·3 | 394 |
| Kulittalai | 901 | 1 | 229 | 57,717 | 285,206 | 139,131 | 146,075 | 263,331 | + 8·3 | + 8·1 | 317 |
| Musiri | 762 | 1 | 156 | 68,326 | 311,835 | 150,114 | 161 721 | 294,383 | + 5·9 | + 4·2 | 409 |
| Námakkal | 691 | 2 | 343 | 71,266 | 311,333 | 151,272 | 160,061 | 299,506 | + 3·9 | + 4·4 | 451 |
| Perambalúr | 674 | ... | 127 | 36,616 | 219,932 | 107,296 | 112,636 | 204,257 | + 7·7 | + 4·7 | 326 |
| Trichinopoly | 542 | 2 | 197 | 77,022 | 419,027 | 203,092 | 215,935 | 382,091 | + 9·7 | + 5·9 | 773 |
| Udaiyárpálaiyam | 753 | 2 | 227 | 49,087 | 318,444 | 155,265 | 163,179 | 300,708 | + 5·9 | + 3·5 | 423 |
| **Madura** | *4,916* | *11* | *1,097* | *348,196* | *1,932,832* | *946,306* | *986,526* | *1,713,188* | *+ 12·8* | *+ 11·1* | *393* |
| Dindigul | 890 | 1 | 153 | 67,934 | 379,186 | 186,000 | 193,186 | 336,789 | + 12·6 | + 10·6 | 426 |
| Kodaikánal | 403 | 1 | 15 | 4,937 | 21,961 | 11,247 | 10,714 | 19,677 | + 11·6 | + 7·1 | 54 |
| Madura | 267 | 1 | 210 | 44,029 | 263,780 | 130,139 | 133,641 | 223,640 | + 18·0 | + 18·7 | 988 |
| Mélúr | 484 | 2 | 100 | 37,112 | 171,511 | 82,506 | 89,005 | 154,381 | + 11·1 | + 3·9 | 354 |
| Nilakkóttai | 411 | 1 | 138 | 33,026 | 199,262 | 97,415 | 101,847 | 178,255 | + 11·8 | + 11·8 | 485 |
| Palni | 599 | 1 | 116 | 43,896 | 220,149 | 106,370 | 113,779 | 214,972 | + 2·4 | + 10·2 | 368 |
| Periyakúlam | 1,117 | 3 | 88 | 63,991 | 365,160 | 178,837 | 186,323 | 320,098 | + 14·1 | + 21·6 | 327 |
| Tirumangalam | 745 | 1 | 277 | 53,271 | 311,823 | 153,792 | 158,031 | 265,396 | + 17·5 | + 0·3 | 419 |
| **Rámnád** | *4,834* | *22* | *3,386* | *325,045* | *1,658,453* | *786,187* | *872,266* | *1,519,204* | *+ 9·2* | *+ 4·7* | *343* |
| Aruppukkóttai | ... | 2 | 349 | 35,244 | 187,146 | 90,890 | 96,256 | 166,769 | + 12·2 | + 1·5 | |
| Mudukulattúr | ... | 2 | 406 | 30,018 | 159,213 | 74,751 | 84,462 | 146,255 | + 8·9 | + 8·2 | ... |
| Paramagudi | ... | 2 | 379 | 26,872 | 154,422 | 71,388 | 83,034 | 142,665 | + 8·2 | + 8·8 | ... |
| Rámnád | * 2,058 | 3 | 141 | 24,622 | 125,819 | 58,261 | 67,558 | 112,851 | + 11·5 | + 4·9 | 381 |
| Sáttúr | 594 | 3 | 246 | 52,618 | 248,305 | 122,599 | 125,706 | 220,082 | + 12·8 | − 0·1 | 418 |
| Sivaganga | † 1,738 | 3 | 586 | 37,682 | 195,077 | 90,834 | 104,243 | 185,170 | + 5·4 | + 5·0 | 244 |
| Srívilliputtúr | 419 | 4 | 76 | 43,273 | 201,947 | 99,802 | 102,145 | 181,030 | + 11·6 | + 10·0 | 450 |
| Tiruppattúr | ... | 2 | 396 | 45,076 | 228,047 | 105,344 | 122,703 | 209,036 | + 9·1 | + 4·5 | ... |
| Tiruvádánai | ... | 1 | 807 | 29,640 | 158,477 | 72,318 | 86,159 | 155,346 | + 2·0 | + 2·6 | ... |
| **Tinnevelly** | *4,353* | *28* | *1,140* | *398,065* | *1,790,619* | *865,633* | *924,986* | *1,658,495* | *+ 8·0* | *+ 8·3* | *411* |
| Ambásamudram | 481 | 2 | 70 | 44,957 | 193,406 | 91,759 | 101,647 | 182,481 | + 6·0 | − 0·6 | 402 |
| Kóilpatti | 1,039 | 2 | 348 | 68,453 | 336,706 | 164,848 | 171,858 | 324,143 | + 3·9 | + 4·6 | 324 |
| Nángunéri | 730 | 2 | 228 | 47,213 | 209,714 | 98,287 | 111,427 | 202,512 | + 3·6 | + 16·1 | 287 |
| Sankarannayinárkóvil | 717 | 4 | 114 | 49,255 | 228,795 | 113,999 | 114,796 | 208,542 | + 9·7 | + 10·2 | 319 |
| Srivaikuntam | 361 | 3 | 94 | 48,348 | 201,899 | 96,872 | 105,027 | 165,800 | + 21·9 | + 7·1 | 559 |
| Tenkási | 376 | 3 | 89 | 43,629 | 195,026 | 96,167 | 98,859 | 174,439 | + 11·8 | + 12·6 | 519 |
| Tinnevelly | 326 | 2 | 125 | 48,096 | 211,517 | 100,984 | 110,533 | 194,647 | + 8·7 | + 5·4 | 649 |
| Tiruchendúr | 323 | 5 | 72 | 48,114 | 213,556 | 102,717 | 110,839 | 206,140 | + 3·6 | + 14·7 | 661 |
| **Nilgiris** | *1,009* | *3* | *54* | *26,740* | *118,618* | *63,509* | *55,109* | *112,882* | *+ 5·1* | *+ 11·6* | *118* |
| Coonoor | 268 | 2 | 23 | 12,058 | 52,704 | 27,489 | 25,215 | 50,152 | + 5·2 | + 23·1 | 197 |
| Gúdalúr | 280 | ... | 12 | 5,156 | 23,332 | 13,823 | 9,509 | 21,139 | + 10·4 | − 16·8 | 83 |
| Ootacamund | 461 | 1 | 19 | 9,526 | 42,582 | 22,197 | 20,385 | 41,591 | + 2·4 | + 18·8 | 92 |
| **Malabar** | *5,794* | *8* | *2,208* | *536,144* | *3,015,119* | *1,482,616* | *1,532,503* | *2,795,738* | *+ 7·8* | *+ 5·6* | *520* |
| Calicut | 379 | 1 | 181 | 46,189 | 271,032 | 134,563 | 136,469 | 255,612 | + 6·0 | + 7·5 | 715 |
| Chirakkal | 682 | 1 | 270 | 55,832 | 338,579 | 162,456 | 176,123 | 320,107 | + 5·8 | + 2·9 | 496 |
| Cochin | 2 | 1 | 1 | 3,423 | 21,741 | 11,677 | 10,064 | 21,042 | + 3·3 | + 8·9 | 10,870 |
| Ernád | 966 | ... | 222 | 73,836 | 392,607 | 194,794 | 197,813 | 357,142 | + 9·9 | + 3·9 | 406 |
| Kottayam | 481 | 1 | 223 | 36,752 | 226,682 | 109,491 | 117 191 | 209,516 | + 8·2 | + 7·2 | 471 |
| Kurumbranád | 505 | 1 | 338 | 65,094 | 353,983 | 174,533 | 179,450 | 327,310 | + 8·1 | + 7·6 | 701 |
| Laccadive Islands | 7 | ... | 5 | 2,018 | 10,600 | 5,440 | 5,160 | 10,274 | + 3·2 | − 3·4 | 1,514 |
| Pálghát | 643 | 1 | 136 | 76,011 | 414,009 | 198,691 | 215,318 | 390,098 | + 6·1 | + 4·8 | 644 |
| Ponnáni | 426 | 2 | 457 | 93,542 | 529,383 | 262,441 | 266,942 | 478,376 | + 10·7 | + 6·5 | 1,243 |
| Walavanád | 882 | ... | 317 | 67,202 | 373,954 | 183,041 | 190,913 | 351,112 | + 6·5 | + 7·0 | 424 |
| Wynaad | 821 | ... | 58 | 16,245 | 82,549 | 45,489 | 37,060 | 75,149 | + 9·8 | − 2·1 | 101 |
| **Anjengo** | *1* | ... | *2* | *942* | *5,572* | *2,690* | *2,882* | *4,817* | *+ 15·7* | *+ 9·7* | *5,572* |
| Anjengo | 1 | ... | 1 | 649 | 3,780 | 1,870 | 1,910 | 3,084 | + 22·6 | + 15·2 | 5,572 |
| Tangasséri | | ... | 1 | 293 | 1,792 | 820 | 972 | 1,733 | + 3·4 | + 1·1 | |
| **South Canara** | *4,021* | *6* | *799* | *212,925* | *1,195,227* | *578,088* | *617,139* | *1,134,713* | *+ 5·3* | *+ 7·4* | *297* |
| Amindivi Islands | 3 | ... | 5 | 821 | 3,955 | 1,885 | 2,070 | 3,608 | + 9·6 | − 3·1 | 1,318 |
| Coondapoor | 619 | | 103 | 25,099 | 139,599 | 65,006 | 74,593 | 131,858 | + 5·9 | + 0·2 | 226 |
| Kásaragod | 762 | 1 | 114 | 46,391 | 247,467 | 120,526 | 126,941 | 231.280 | + 7·0 | + 10·0 | 325 |
| Mangalore | 382 | 3 | 166 | 47,070 | 276,515 | 135,223 | 141,292 | 261,915 | + 5·5 | + 10·1 | 724 |
| Múdbidri | 640 | ... | 109 | 20,335 | 110,174 | 53,876 | 56,298 | 109,584 | + 0·5 | + 11·9 | 172 |
| Udipi | 725 | 2 | 158 | 47,058 | 272,756 | 129,808 | 142,948 | 253,756 | + 7·5 | + 3·9 | 376 |
| Uppinangádi | 890 | ... | 144 | 26,151 | 144,761 | 71,764 | 72,997 | 142,712 | + 1·4 | + 8·8 | 163 |
| **Pudukkóttai State** | *1,178* | *1* | *431* | *76,573* | *411,886* | *196,566* | *215,320* | *380,440* | *+ 8·3* | *+ 2·0* | *350* |
| Álangudi | 347 | 1 | 134 | 25,034 | 143,154 | 69,636 | 73,518 | 132.081 | + 8·4 | + 3·6 | 413 |
| Kolattúr | 465 | ... | 152 | 22,164 | 119,092 | 57,034 | 62,058 | 115,066 | + 3·5 | − 2·8 | 256 |
| Tirumayam | 366 | ... | 145 | 29,375 | 149,640 | 69,896 | 79,744 | 133.293 | + 12·3 | + 4·8 | 409 |
| **Banganapalle** | *255* | ... | *59* | *7,659* | *39,344* | *19,776* | *19,568* | *32,264* | *+ 21·9* | *− 9·1* | *154* |
| **Sandúr** | *161* | ... | *18* | *2,848* | *13,526* | *6,711* | *6,815* | *11,200* | *+ 20·8* | *− 1·7* | *84* |

* Includes the areas of Aruppukkóttai, Mudukulattúr, Paramagudi, and Tiruvádánai.
† Includes the area of Tiruppattúr.

This content downloaded from 106.51.163.168 on Wed, 05 Jun 2024 15:15:17 +00:00
All use subject to https://about.jstor.org/terms

This content downloaded from
106.51.163.168 on Wed, 05 Jun 2024 15:15:17 +00:00
All use subject to https://about.jstor.org/terms

# TABLE II.

## POPULATION OF TALUK OR DIVISION BY RELIGION AND EDUCATION.



This content downloaded from
106.51.163.168 on Wed, 05 Jun 2024 15:15:17 +00:00
All use subject to https://about.jstor.org/terms

# TABLE II.

## Population of taluk or division by religion and education.

| TALUK OR DIVISION. | DISTRIBUTION BY RELIGION. | | | | | | | | NUMBER OF LITERATE PERSONS. | | | | | | LITERATE IN ENGLISH. | | REMARKS. |
|---|---|---|---|---|---|---|---|---|---|---|---|---|---|---|---|---|---|
| | HINDU. | | MUSALMAN. | | CHRISTIAN. | | OTHERS. | | 0–15. | | 15–20. | | 20 AND OVER. | | | | |
| | Males. | Females. | Males. | Females. | Males. | Females. | Males. | Females. | Males. | Females. | Males. | Females. | Males. | Females. | Males. | Females. | |
| 1 | 2 | 3 | 4 | 5 | 6 | 7 | 8 | 9 | 10 | 11 | 12 | 13 | 14 | 15 | 16 | 17 | 18 |
| **Ganjám** | ***838,692*** | ***971,440*** | ***2,768*** | ***2,657*** | ***1,184*** | ***1,183*** | **** 26,284*** | **** 26,618*** | ***14,847*** | ***1,449*** | ***10,789*** | ***823*** | ***71,348*** | ***2,968*** | ***6,211*** | ***233*** | |
| Aska ... | 59,915 | 68,623 | 182 | 139 | 25 | 17 | 1,522 | 1,494 | 1,077 | 127 | 742 | 51 | 5,877 | 294 | 321 | 5 | |
| Berhampur ... | 172,045 | 204,913 | 975 | 874 | 484 | 427 | 3,266 | 3,088 | 4,368 | 554 | 2,774 | 312 | 19,055 | 1,102 | 2,786 | 138 | |
| Chicacole ... | 123,425 | 141,461 | 511 | 564 | 46 | 60 | 24 | 26 | 1,645 | 251 | 1,354 | 154 | 6,986 | 488 | 1,040 | 37 | |
| Ganjám ... | 48,179 | 52,948 | 106 | 70 | 15 | 10 | 1,126 | 1,095 | 438 | 18 | 388 | 9 | 4,098 | 131 | 91 | 1 | |
| Goomsur ... | 100,403 | 116,860 | 337 | 369 | 438 | 496 | 5,488 | 6,045 | 2,558 | 30 | 1,848 | 32 | 12,107 | 122 | 411 | 20 | |
| Ichchapuram | 40,204 | 46,931 | 44 | 36 | ... | ... | 1,864 | 1,770 | 748 | 33 | 483 | 21 | 3,813 | 72 | 66 | ... | * Animistic. |
| Parlákimedi. | 124,731 | 134,579 | 252 | 229 | 104 | 110 | 9,475 | 9,162 | 1,862 | 204 | 1,639 | 127 | 7,483 | 329 | 926 | 14 | |
| Purushótapur. | 52,372 | 61,622 | 126 | 123 | ... | ... | 546 | 673 | 913 | 48 | 681 | 32 | 5,070 | 119 | 63 | 3 | |
| Sompéta ... | 46,804 | 59,230 | 93 | 125 | 12 | 6 | 1,956 | 2,223 | 682 | 91 | 350 | 28 | 2,742 | 128 | 206 | 5 | |
| Suradá ... | 9,580 | 10,368 | 41 | 25 | 4 | 2 | 709 | 742 | 108 | 5 | 77 | ... | 677 | 19 | 16 | 2 | |
| Tekkáli ... | 61,034 | 73,905 | 101 | 103 | 56 | 55 | 308 | 290 | 648 | 85 | 453 | 63 | 3,440 | 164 | 285 | 8 | |
| **Agency, Ganjám.** | ***64,017*** | ***63,478*** | ***46*** | ***15*** | ***976*** | ***920*** | **** 110,744*** | **** 110,270*** | ***446*** | ***34*** | ***467*** | ***7*** | ***2,296*** | ***46*** | ***41*** | ***3*** | |
| Balligudá ... | 19,601 | 18,977 | 30 | 7 | 381 | 359 | 36,910 | 35,633 | 38 | 2 | 64 | ... | 384 | 7 | 16 | ... | |
| Parlákimedi | 9,016 | 9,597 | ... | ... | 69 | 53 | 21,212 | 21,271 | 23 | 2 | 38 | ... | 204 | 1 | | | * Animistic. |
| Rámgiri ... | 18,604 | 18,253 | 6 | 5 | 333 | 314 | 24,279 | 24,355 | 157 | 12 | 174 | 3 | 655 | 15 | 11 | 1 | |
| Sompéta ... | 190 | 198 | ... | ... | ... | ... | 2,745 | 2,738 | ... | ... | ... | ... | 11 | ... | 1 | ... | |
| Suradá ... | 1,010 | 1,021 | 2 | ... | 70 | 75 | 663 | 729 | 12 | 2 | 8 | 1 | 58 | ... | 5 | ... | |
| Udayagiri ... | 15,596 | 15,432 | 8 | 3 | 123 | 119 | 24,935 | 25,514 | 216 | 16 | 183 | 3 | 984 | 23 | 8 | 2 | |
| **Vizagapatam.** | ***1,036,742*** | ***1,104,507*** | ***10,607*** | ***11,174*** | ***2,453*** | ***2,530*** | **** 807*** | **** 850*** | ***10,726*** | ***2,005*** | ***8,455*** | ***1,076*** | ***49,017*** | ***3,809*** | ***9,045*** | ***757*** | |
| Anakápalle. | 79,106 | 89,327 | 604 | 702 | 9 | 3 | ... | ... | 793 | 176 | 552 | 91 | 3,505 | 243 | 457 | 6 | |
| Bimlipatam. | 63,133 | 66,014 | 480 | 481 | 144 | 119 | ... | ... | 605 | 106 | 472 | 84 | 2,344 | 211 | 483 | 38 | |
| Bobbili. | 69,040 | 72,798 | 335 | 306 | 31 | 61 | 48 | 48 | 1,047 | 138 | 690 | 89 | 3,986 | 197 | 414 | 10 | |
| Chípurupalle. | 83,937 | 88,685 | 283 | 278 | 19 | 15 | ... | ... | 754 | 57 | 546 | 33 | 3,311 | 125 | 150 | 7 | |
| Gajapatinagaram. | 69,588 | 71,950 | 325 | 278 | 26 | 31 | 9 | 2 | 511 | 61 | 397 | 32 | 2,763 | 110 | 129 | 6 | |
| Golgonda ... | 67,299 | 68,892 | 490 | 561 | 31 | 22 | ... | ... | 396 | 47 | 291 | 24 | 1,910 | 107 | 180 | 8 | * Animistic except 19 M. and 11 F. in Vizagapatam Taluk. |
| Pálkonda ... | 105,569 | 110,554 | 119 | 111 | 384 | 456 | ... | ... | 869 | 97 | 794 | 53 | 4,795 | 185 | 382 | 17 | |
| Párvatipuram. | 58,716 | 62,744 | 297 | 305 | 54 | 53 | 29 | 45 | 605 | 74 | 468 | 48 | 3,234 | 170 | 334 | 7 | |
| Sálúr ... | 47,251 | 49,891 | 309 | 337 | 227 | 199 | 668 | 713 | 476 | 31 | 320 | 35 | 2,039 | 112 | 208 | 9 | |
| Sarvasiddhi. | 77,803 | 86,940 | 1,966 | 2,073 | 78 | 81 | ... | ... | 504 | 78 | 477 | 53 | 3,207 | 133 | 340 | 2 | |
| Srungavarappukóta. | 67,835 | 73,250 | 673 | 733 | 27 | 25 | ... | ... | 336 | 47 | 409 | 37 | 2,502 | 109 | 138 | 1 | |
| Víravilli ... | 106,403 | 114,262 | 883 | 954 | 11 | 19 | ... | ... | 500 | 79 | 511 | 38 | 3,912 | 143 | 274 | 2 | |
| Vizagapatam | 51,907 | 55,157 | 2,409 | 2,576 | 1,037 | 1,100 | 20 | 11 | 1,798 | 624 | 1,243 | 197 | 5,452 | 1,214 | 3,440 | 525 | |
| Vizianagram. | 89,155 | 94,043 | 1,434 | 1,479 | 375 | 346 | 33 | 31 | 1,532 | 390 | 1,285 | 262 | 6,057 | 750 | 2,116 | 119 | |
| **Agency, Vizagapatam.** | ***382,368*** | ***381,608*** | ***1,049*** | ***1,045*** | ***4,929*** | ***4,824*** | **** 122,875*** | **** 121,453*** | ***1,211*** | ***175*** | ***1,080*** | ***112*** | ***8,540*** | ***316*** | ***488*** | ***31*** | |
| Bissamcuttack. | 31,528 | 31,068 | 4 | 4 | 9 | 11 | 2 | 2 | 57 | ... | 36 | 1 | 431 | 4 | 16 | 1 | |
| Golgonda ... | 20,041 | 20,213 | 96 | 75 | 6 | 5 | ... | ... | 31 | 6 | 41 | 4 | 244 | 18 | 23 | ... | |
| Gunupúr ... | 42,745 | 44,366 | 27 | 30 | 6 | 5 | 17,570 | 17,486 | 346 | 37 | 341 | 15 | 2,054 | 53 | 75 | 2 | |
| Jeypore ... | 78,370 | 78,593 | 268 | 256 | 2,124 | 2,070 | 6,267 | 6,004 | 336 | 51 | 295 | 50 | 2,189 | 122 | 173 | 18 | |
| Koraput ... | 20,395 | 20,509 | 60 | 74 | 915 | 886 | 5,815 | 5,640 | 154 | 41 | 85 | 13 | 646 | 27 | 63 | 2 | |
| Malkangiri. | 16,160 | 14,764 | 62 | 59 | 128 | 121 | 4,780 | 4,489 | 36 | 13 | 18 | 17 | 272 | 14 | 23 | 1 | |
| Nowrangpur. | 82,236 | 80,787 | 259 | 244 | 1,195 | 1,193 | 7,515 | 7,491 | 72 | 11 | 103 | 8 | 997 | 39 | 42 | 6 | * Animistic. |
| Padwa ... | 3,674 | 3,491 | 49 | 50 | 9 | 10 | 45,692 | 43,913 | 7 | 3 | 15 | ... | 305 | 10 | 12 | ... | |
| Pálkonda ... | 3,739 | 3,885 | ... | ... | ... | ... | 656 | 667 | 1 | ... | ... | ... | 6 | ... | ... | ... | |
| Párvatípuram. | 22,421 | 23,252 | 22 | 27 | 5 | 3 | 1 | 4 | 16 | 1 | 19 | ... | 171 | ... | 3 | ... | |
| Pottangi ... | 37,538 | 36,902 | 162 | 181 | 468 | 450 | 1,172 | 1,057 | 36 | 7 | 35 | 1 | 451 | 22 | 16 | 1 | |
| Rávagada ... | 12,463 | 13,210 | 35 | 40 | 27 | 42 | 33,397 | 34,694 | 118 | 5 | 92 | 2 | 739 | 6 | 40 | ... | |
| Sálúr ... | 2,465 | 2,272 | ... | ... | 34 | 27 | 1 | 1 | 1 | ... | ... | 1 | 15 | 1 | 1 | ... | |
| Srungavarappukóta. | 2,841 | 2,833 | 2 | 2 | 3 | 1 | ... | ... | ... | ... | ... | ... | 6 | ... | ... | ... | |
| Víravilli ... | 5,752 | 5,463 | 3 | 3 | ... | ... | 7 | 5 | ... | ... | ... | ... | 14 | ... | 1 | ... | |
| **Gódávari ...** | ***691,267*** | ***721,594*** | ***12,058*** | ***12,389*** | ***4,157*** | ***4,083*** | ***220*** | ***189*** | ***12,201*** | ***3,268*** | ***9,592*** | ***2,178*** | ***52,460*** | ***5,830*** | ***9,714*** | ***653*** | |
| Amalápuram. | 102,465 | 109,854 | 1,328 | 1,514 | 219 | 230 | * 54 | * 46 | 1,509 | 258 | 1,417 | 198 | 7,590 | 415 | 938 | 15 | * Animistic. |
| Cocanada ... | 108,355 | 113,392 | 2,459 | 2,329 | 898 | 883 | † 48 | † 24 | 2,837 | 896 | 1,950 | 548 | 10,569 | 1,503 | 3,006 | 337 | † Jains and others (2 M. 1 F.) |
| Peddápuram. | 90,990 | 93,638 | 1,237 | 1,231 | 605 | 549 | * 41 | * 55 | 1,263 | 277 | 851 | 162 | 4,964 | 485 | 671 | 15 | |
| Pithápuram. | 46,874 | 47,650 | 925 | 995 | 164 | 167 | ‡ 23 | ‡ 26 | 838 | 228 | 624 | 141 | 3,277 | 392 | 765 | 30 | ‡ Animistic and Jain (1 M. 1 F.). |
| Rajahmundry. | 90,712 | 91,336 | 2,430 | 2,221 | 1,240 | 1,233 | § 52 | § 36 | 1,890 | 744 | 1,659 | 491 | 8,413 | 1,232 | 2,725 | 193 | |
| Rámachandrapuram. | 115,027 | 118,635 | 1,762 | 1,852 | 752 | 746 | ... | ... | 1,894 | 418 | 1,488 | 320 | 8,197 | 734 | 760 | 8 | § Animistic and Jain (24 M. 3 F.). |
| Razole ... | 102,662 | 111,758 | 1,419 | 1,775 | 159 | 146 | ... | ... | 1,635 | 397 | 1,278 | 271 | 7,550 | 918 | 580 | 44 | |
| Tuni ... | 34,182 | 35,331 | 498 | 472 | 120 | 129 | * 2 | * 2 | 335 | 50 | 325 | 47 | 1,900 | 151 | 269 | 2 | |
| **Agency, Gódávari.** | ***92,255*** | ***90,196*** | ***1,314*** | ***1,266*** | ***800*** | ***816*** | **** 10,127*** | **** 10,128*** | ***520*** | ***151*** | ***458*** | ***105*** | ***2,986*** | ***261*** | ***464*** | ***16*** | |
| Bhadráchalam. | 25,421 | 24,999 | 308 | 284 | 463 | 503 | 2,052 | 1,922 | 150 | 54 | 151 | 43 | 825 | 121 | 163 | 11 | |
| Ghódavaram. | 12,983 | 12,744 | 82 | 54 | 82 | 60 | 1,242 | 1,363 | 20 | 6 | 31 | 11 | 303 | 24 | 46 | 2 | * Animistic. |
| Nugur ... | 9,788 | 9,789 | 155 | 141 | 39 | 46 | ... | ... | 48 | 3 | 35 | 3 | 248 | 16 | 30 | 1 | |
| Pólavaram. | 25,630 | 24,792 | 703 | 747 | 96 | 83 | 6,833 | 6,843 | 273 | 68 | 194 | 43 | 1,281 | 85 | 206 | 1 | |
| Yellavaram. | 18,433 | 17,872 | 66 | 40 | 120 | 124 | ... | ... | 29 | 20 | 47 | 5 | 329 | 15 | 19 | 1 | |
| **Kistna ...** | ***933,429*** | ***942,029*** | ***35,707*** | ***35,026*** | ***25,070*** | ***24,793*** | ***755*** | ***726*** | ***19,360*** | ***4,937*** | ***14,631*** | ***3,200*** | ***78,271*** | ***8,062*** | ***11,296*** | ***592*** | |
| Bandar ... | 51,854 | 52,087 | 4,734 | 4,960 | 889 | 975 | * 6 | * 4 | 1,970 | 687 | 1,709 | 497 | 7,867 | 1,774 | 2,896 | 258 | * Animistic. |
| Bezwáda ... | 67,573 | 65,095 | 5,835 | 5,398 | 1,740 | 1,525 | † 95 | † 64 | 1,484 | 387 | 1,432 | 258 | 6,783 | 669 | 1,287 | 131 | † Animistic and Parsi (10 M. 7 F.). |
| Bhímavaram. | 75,589 | 80,286 | 1,183 | 1,214 | 3,951 | 4,270 | * 18 | * 22 | 1,620 | 432 | 927 | 314 | 6,683 | 655 | 706 | 18 | |
| Divi ... | 65,669 | 64,394 | 1,196 | 1,168 | 735 | 665 | * 96 | * 85 | 635 | 159 | 595 | 128 | 4,343 | 278 | 319 | 8 | ‡ Parsi. |
| Ellore ... | 97,878 | 97,418 | 4,228 | 4,119 | 2,297 | 2,217 | ‡ 3 | ‡ 5 | 2,099 | 629 | 1,443 | 396 | 8,724 | 954 | 1,398 | 60 | § Animistic and Jain (7 M.). |
| Gudiváda ... | 74,611 | 74,344 | 3,161 | 3,165 | 3,514 | 3,500 | § 10 | § 1 | 2,026 | 467 | 975 | 233 | 4,589 | 512 | 657 | 16 | |

This content downloaded from 106.51.163.168 on Wed, 05 Jun 2024 15:15:17 +00:00
All use subject to https://about.jstor.org/terms

# TABLE II.

## Population of taluk or division by religion and education—*continued*.

| TALUK OR DIVISION. | DISTRIBUTION BY RELIGION. | | | | | | | | NUMBER OF LITERATE PERSONS. | | | | | | LITERATE IN ENGLISH. | | REMARKS. |
|---|---|---|---|---|---|---|---|---|---|---|---|---|---|---|---|---|---|
| | HINDU. | | MUSALMAN. | | CHRISTIAN. | | OTHERS. | | 0–15 | | 15–20. | | 20 AND OVER. | | | | |
| | Males. | Females. | Males. | Females. | Males. | Females. | Males. | Females. | Males. | Females. | Males. | Females. | Males. | Females. | Males. | Females. | |
| 1 | 2 | 3 | 4 | 5 | 6 | 7 | 8 | 9 | 10 | 11 | 12 | 13 | 14 | 15 | 16 | 17 | 18 |
| **Kistna—*cont.*** | | | | | | | | | | | | | | | | | |
| Kaikalúr ... | 30,152 | 29,310 | 347 | 302 | 2,240 | 2,140 | * 6 | * 3 | 375 | 75 | 332 | 50 | 1,809 | 119 | 152 | 6 | |
| Nandigáma | 71,212 | 70,195 | 5,315 | 5,369 | 2,929 | 2,843 | * 160 | * 163 | 1,263 | 165 | 1,116 | 100 | 5,763 | 269 | 247 | 36 | |
| Narasapur ... | 79,030 | 87,574 | 1,036 | 1,234 | 1,062 | 1,153 | * 21 | * 14 | 1,838 | 508 | 1,456 | 346 | 6,882 | 850 | 1,155 | 16 | |
| Núzvíd ... | 75,902 | 73,666 | 3,482 | 3,159 | 2,984 | 2,841 | * 66 | * 66 | 2,047 | 604 | 1,458 | 264 | 7,703 | 650 | 672 | 15 | * Animistic. |
| Tanuku ... | 127,815 | 135,701 | 2,061 | 2,014 | 1,028 | 1,148 | * 37 | * 54 | 2,585 | 555 | 2,030 | 408 | 11,084 | 915 | 1,428 | 23 | |
| Tiruvúr ... | 38,418 | 36,254 | 1,355 | 1,191 | 1,039 | 893 | * 15 | * 10 | 262 | 33 | 376 | 26 | 1,849 | 98 | 80 | ... | |
| Yernagúdem | 77,726 | 75,705 | 1,774 | 1,733 | 662 | 623 | * 222 | * 235 | 1,156 | 238 | 782 | 180 | 4,192 | 319 | 299 | 5 | |
| **Guntúr ...** | ***729,222*** | ***718,188*** | ***59,523*** | ***57,749*** | ***63,250*** | ***60,457*** | ***4,670*** | ***4,492*** | ***14,050*** | ***2,433*** | ***11,937*** | ***1,733*** | ***67,469*** | ***4,398*** | ***6,071*** | ***204*** | |
| Bápatla ... | 106,887 | 104,751 | 7,240 | 6,917 | 7,587 | 7,155 | * 729 | * 733 | 2,292 | 313 | 1,933 | 241 | 10,753 | 628 | 761 | 22 | * Animistic. |
| Guntúr ... | 99,000 | 95,167 | 11,044 | 10,452 | 7,164 | 6,595 | † 795 | † 711 | 2,693 | 664 | 2,360 | 476 | 11,793 | 1,180 | 2,380 | 93 | † Animistic; Jain (41 M.); Parsi (16 M. 4 F). |
| Narasaraopet | 79,939 | 78,515 | 8,504 | 8,599 | 9,687 | 9,471 | ‡ 222 | ‡ 200 | 1,432 | 205 | 1,168 | 125 | 7,099 | 380 | 419 | 16 | |
| Ongole ... | 108,882 | 109,337 | 4,792 | 4,752 | 8,731 | 8,423 | * 698 | * 658 | 1,783 | 245 | 1,572 | 239 | 9,830 | 573 | 691 | 34 | ‡ Animistic and Parsi (1 M. 1 F.) |
| Palnád ... | 66,487 | 67,800 | 6,600 | 6,554 | 6,920 | 6,594 | * 121 | * 121 | 1,059 | 78 | 755 | 59 | 5,166 | 216 | 174 | 12 | |
| Répalle ... | 63,879 | 62,288 | 3,882 | 3,847 | 2,067 | 1,843 | * 1,009 | * 997 | 891 | 229 | 894 | 137 | 4,710 | 295 | 352 | 5 | |
| Sattenapalle. | 75,127 | 73,899 | 9,317 | 9,040 | 8,511 | 8,396 | * 96 | * 88 | 1,281 | 146 | 979 | 80 | 6,167 | 301 | 145 | 4 | § Animistic and Jain (30 M.) |
| Tenáli ... | 89,797 | 87,993 | 5,358 | 4,802 | 6,997 | 6,495 | § 927 | § 893 | 2,095 | 502 | 1,814 | 341 | 8,819 | 724 | 1,035 | 14 | |
| Vinúkonda... | 39,224 | 38,438 | 2,786 | 2,786 | 5,586 | 5,485 | * 73 | * 91 | 524 | 51 | 462 | 35 | 3,132 | 101 | 114 | 4 | |
| **Nellore ...** | ***568,060*** | ***568,203*** | ***41,592*** | ***40,207*** | ***22,126*** | ***22,172*** | ***33,527*** | ***32,265*** | ***8,094*** | ***1,652*** | ***6,832*** | ***1,136*** | ***46,292*** | ***3,426*** | ***4,795*** | ***462*** | |
| Átmakúr ... | 47,391 | 47,418 | 4,380 | 4,303 | 115 | 95 | * 726 | * 686 | 519 | 63 | 489 | 36 | 3,506 | 110 | 126 | 4 | |
| Dársi ... | 38,248 | 37,833 | 2,518 | 2,478 | 5,519 | 5,500 | † 219 | † 187 | 493 | 34 | 398 | 21 | 2,919 | 137 | 196 | 32 | * Animistic. |
| Gúdúr ... | 43,573 | 42,048 | 2,645 | 2,405 | 461 | 552 | * 5,776 | * 5,464 | 622 | 120 | 520 | 127 | 3,757 | 305 | 321 | 19 | † Animistic and Parsi (2 M. 2 F.) |
| Kandukúr ... | 68,468 | 68,820 | 3,522 | 3,219 | 2,925 | 2,830 | * 1,606 | * 1,665 | 685 | 62 | 562 | 51 | 4,681 | 145 | 253 | 10 | |
| Kanigiri ... | 53,398 | 54,113 | 3,556 | 3,658 | 5,220 | 5,292 | * 359 | * 321 | 740 | 122 | 584 | 33 | 3,979 | 182 | 158 | 5 | ‡ Animistic and Parsi (5 M. 2 F.) |
| Kávali ... | 41,079 | 42,488 | 2,590 | 2,478 | 471 | 457 | ‡ 1,610 | ‡ 1,600 | 622 | 160 | 477 | 108 | 2,976 | 337 | 510 | 136 | |
| Kovúr ... | 50,342 | 51,673 | 4,438 | 4,193 | 751 | 683 | * 6,441 | * 6,150 | 867 | 172 | 706 | 125 | 4,565 | 342 | 320 | 10 | § Animistic and Parsi (1 M.) |
| Nellore ... | 65,913 | 66,739 | 7,483 | 7,288 | 788 | 961 | § 9,223 | § 8,911 | 1,809 | 687 | 1,515 | 501 | 8,447 | 1,335 | 2,230 | 218 | |
| Podili ... | 27,787 | 27,498 | 2,021 | 1,938 | 4,888 | 4,828 | * 74 | * 88 | 303 | 28 | 254 | 13 | 2,051 | 85 | 65 | 2 | |
| Púlúr ... | 28,224 | 27,598 | 1,410 | 1,307 | 513 | 453 | * 2,630 | * 2,619 | 494 | 111 | 411 | 67 | 2,766 | 211 | 222 | 18 | |
| Rápúr ... | 29,870 | 28,554 | 1,941 | 1,906 | 57 | 68 | * 1,990 | * 1,829 | 213 | 25 | 202 | 15 | 1,590 | 69 | 75 | 2 | |
| Udayagiri ... | 44,684 | 45,101 | 3,691 | 3,771 | 210 | 229 | * 340 | * 365 | 437 | 29 | 382 | 4 | 2,695 | 56 | 66 | 3 | |
| Venkatagiri. | 29,083 | 28,320 | 1,397 | 1,263 | 208 | 224 | * 2,533 | * 2,380 | 290 | 39 | 332 | 35 | 2,360 | 112 | 253 | 3 | |
| **Cuddapah ...** | ***390,226*** | ***378,835*** | ***50,731*** | ***48,385*** | ***11,350*** | ***11,058*** | ***1,754*** | ***1,659*** | ***6,530*** | ***774*** | ***4,826*** | ***414*** | ***34,406*** | ***1,620*** | ***2,128*** | ***61*** | |
| Badvél ... | 42,515 | 41,742 | 3,975 | 4,028 | 1,742 | 1,670 | 111 | 113 | 765 | 134 | 457 | 51 | 3,532 | 210 | 178 | 5 | |
| Cuddapah ... | 40,588 | 40,091 | 9,467 | 9,055 | 498 | 473 | 195 | 168 | 892 | 147 | 801 | 103 | 4 862 | 371 | 806 | 30 | |
| Jammala-madugu. | 45,220 | 43,899 | 5,096 | 4,877 | 3,586 | 3,678 | 3 | 1 | 844 | 162 | 602 | 68 | 4,190 | 234 | 167 | 8 | * Animistic and Jain (26 M. 2 F. in Cuddapah Taluk) |
| Kamalápuram | 27,986 | 27,233 | 3,702 | 3,483 | 989 | 960 | ... | ... | 458 | 26 | 401 | 24 | 2,399 | 78 | 64 | 4 | |
| Proddatúr ... | 38,288 | 37,432 | 7,308 | 6,877 | 3,281 | 3,119 | 27 | 27 | 843 | 77 | 513 | 50 | 3,821 | 165 | 301 | 2 | |
| Pulivendla ... | 48,219 | 46,685 | 5,289 | 5,040 | 870 | 833 | 10 | 4 | 1,001 | 46 | 656 | 15 | 4,419 | 158 | 84 | ... | |
| Pullampet ... | 67,279 | 65,375 | 5,096 | 4,913 | 222 | 186 | 1,120 | 1,029 | 685 | 81 | 601 | 49 | 5,052 | 184 | 304 | 9 | |
| Rávachóti ... | 50,078 | 47,212 | 8,361 | 7,941 | 65 | 60 | 120 | 115 | 710 | 83 | 482 | 39 | 3,683 | 151 | 117 | 2 | |
| Siddhavattam | 30,053 | 29,166 | 2,437 | 2,171 | 97 | 69 | 168 | 172 | 332 | 18 | 313 | 15 | 2,448 | 69 | 107 | ... | |
| **Kurnool ...** | ***387,477*** | ***382,695*** | ***61,602*** | ***59,168*** | ***21,237*** | ***20,831*** | ***1,110*** | ***1,079*** | ***5,766*** | ***696*** | ***5,212*** | ***502*** | ***34,538*** | ***1,646*** | ***2,481*** | ***89*** | |
| Cumbum ... | 49,437 | 50,517 | 7,371 | 7,599 | 5,157 | 5,400 | * 54 | * 63 | 902 | 71 | 730 | 80 | 4,888 | 158 | 196 | 14 | * Animistic and Jain (2 M. 2 F.) |
| Dhóne ... | 45,174 | 42,270 | 4,255 | 3,650 | 58 | 47 | † 133 | † 137 | 388 | 35 | 368 | 23 | 2,459 | 101 | 148 | 3 | † Animistic. |
| Kóilkuntla ... | 38,714 | 38,556 | 4,961 | 4,730 | 2,875 | 2,697 | ‡ 72 | ‡ 76 | 628 | 76 | 600 | 42 | 4,173 | 203 | 121 | 2 | ‡ Animistic and Parsi (1 M.) |
| Kurnool ... | 56,397 | 54,962 | 13,753 | 13,609 | 785 | 710 | § 69 | § 30 | 1,262 | 278 | 986 | 174 | 6,203 | 514 | 1,084 | 42 | |
| Márkápúr ... | 40,469 | 40,025 | 3,319 | 3,133 | 6,105 | 5,954 | † 13 | † 12 | 520 | 34 | 463 | 18 | 3,230 | 82 | 158 | 8 | |
| Nandikótkúr | 40,485 | 40,503 | 7,920 | 7,634 | 1,566 | 1,495 | † 456 | † 460 | 639 | 71 | 671 | 62 | 4,186 | 184 | 171 | 2 | § Animistic (22 M., 21 F.); Jain (14 M. 6 F.) and Parsi. |
| Nandyál ... | 34,589 | 35,260 | 8,290 | 7.735 | 2,667 | 2,555 | † 103 | † 100 | 755 | 71 | 643 | 61 | 4,101 | 222 | 425 | 14 | |
| Pattikonda... | 51,655 | 49,397 | 5,305 | 4,664 | 107 | 91 | * 146 | * 136 | 288 | 16 | 430 | 18 | 2,421 | 59 | 70 | ... | |
| Sirvel ... | 30,557 | 31,205 | 6,428 | 6,414 | 1,917 | 1,882 | † 64 | † 65 | 384 | 44 | 321 | 24 | 2,877 | 123 | 108 | 4 | |
| **Bellary ...** | ***439,315*** | ***430,440*** | ***48,105*** | ***45,576*** | ***2,494*** | ***1,987*** | ***929*** | ***590*** | ***5,648*** | ***637*** | ***5,519*** | ***448*** | ***38,016*** | ***1,415*** | ***3,840*** | ***430*** | |
| Ádóni ... | 76,336 | 74,144 | 13,369 | 12,900 | 188 | 153 | * 88 | * 29 | 1,021 | 81 | 761 | 68 | 6,138 | 204 | 426 | 18 | * Jain. † Animistic (61 M. 55 F.) and Jain. |
| Álúr ... | 45,856 | 45,256 | 4,177 | 4,105 | 295 | 291 | † 107 | † 94 | 475 | 27 | 532 | 24 | 3,750 | 77 | 93 | 1 | ‡ Others. |
| Bellary ... | 56,816 | 55,144 | 9,938 | 9,219 | 1,854 | 1,424 | ‡ 6 | ‡ 2 | 890 | 315 | 1,026 | 212 | 7,153 | 577 | 2,325 | 391 | § Jains Animistic (1 M.) and Parsi (1 M.) |
| Hadagalli ... | 43,426 | 43,691 | 2,754 | 2,655 | 13 | 12 | § 266 | § 157 | 683 | 49 | 673 | 29 | 3,670 | 81 | 121 | 1 | |
| Harpanahalli | 46,004 | 45,436 | 3,125 | 2,930 | 5 | ... | * 323 | * 249 | 632 | 42 | 600 | 29 | 3,571 | 98 | 163 | ... | ‖ Jain and Animistic (130 M. 105 F.). |
| Hospet ... | 41,512 | 40,004 | 5,455 | 4,953 | 53 | 40 | * 85 | * 30 | 435 | 33 | 498 | 25 | 3,643 | 120 | 386 | 9 | |
| Kúdligi ... | 53,286 | 52,376 | 2,200 | 2,023 | 19 | 4 | * 52 | * 26 | 737 | 29 | 694 | 26 | 4,358 | 76 | 115 | 4 | |
| Rávadrug ... | 38,607 | 38,378 | 3,239 | 2,985 | 12 | 8 | ¶ 2 | ¶ 3 | 460 | 27 | 434 | 21 | 2,770 | 75 | 146 | 4 | ¶ Animistic (2 F.) and Jain. |
| Siruguppa ... | 36,672 | 36,011 | 3,848 | 3,806 | 55 | 55 | ... | ... | 315 | 34 | 301 | 14 | 2,963 | 107 | 65 | 2 | |
| **Anantapur** | ***449,555*** | ***426,916*** | ***41,137*** | ***38,911*** | ***1,935*** | ***1,701*** | ***1,605*** | ***1,463*** | ***5,687*** | ***600*** | ***4,900*** | ***434*** | ***32,548*** | ***1,457*** | ***2,690*** | ***246*** | |
| Anantapur | 50,831 | 47,273 | 3,900 | 3,573 | 211 | 216 | * 66 | * 61 | 598 | 89 | 456 | 59 | 2,870 | 202 | 500 | 21 | * Animistic & Jain (2 M.) |
| Dharmavaram | 44,104 | 40,636 | 2,407 | 2,130 | 289 | 260 | † 14 | † 8 | 556 | 58 | 369 | 45 | 2,706 | 148 | 367 | 32 | † Animistic and Parsi (1 M.) |
| Gooty ... | 66,719 | 64,209 | 8,654 | 7,898 | 726 | 572 | ‡ 187 | ‡ 174 | 966 | 145 | 901 | 117 | 6,042 | 391 | 906 | 163 | ‡ Animistic, Jain (26 M., 5 F.) Others (12 M. 17 F. |
| Hindupur ... | 45,502 | 43,212 | 4,317 | 4,093 | 48 | 53 | § 55 | § 34 | 572 | 52 | 568 | 50 | 3,384 | 151 | 229 | 5 | § Animistic (6 M.) and Jain. |
| Kadiri ... | 66,972 | 62,528 | 7,968 | 7,582 | 150 | 137 | ‖ 1,048 | ‖ 1,017 | 785 | 72 | 546 | 31 | 3,758 | 115 | 142 | 5 | |
| Kalyándrug. | 41,124 | 38,830 | 1,638 | 1,479 | 9 | 11 | ‖ 22 | ‖ 22 | 459 | 28 | 482 | 26 | 2,436 | 81 | 75 | 3 | ¶ Animistic. |
| Madakasíra | 39,962 | 39,212 | 1,412 | 1,269 | 12 | 8 | ¶ 126 | ¶ 120 | 354 | 21 | 435 | 24 | 2,981 | 77 | 66 | 2 | ** Jain. |
| Penukonda | 43,811 | 41,877 | 4,021 | 3,991 | 68 | 75 | ** 14 | ** 3 | 479 | 57 | 378 | 41 | 3,125 | 112 | 204 | 11 | ** Animistic (3 M.) and Jain. |
| Tádpatri ... | 50,530 | 49,139 | 6,820 | 6,896 | 422 | 369 | †† 73 | †† 24 | 918 | 78 | 765 | 41 | 5,246 | 180 | 201 | 4 | †† Animistic (18 M. 16 F.) Jain and others (3 M.) |
| **Madras ...** | ***213,731*** | ***202,179*** | ***30,984*** | ***28,185*** | ***20,584*** | ***21,230*** | ***1,166*** | ***601*** | ***14,025*** | ***7,360*** | ***13,752*** | ***6,007*** | ***84,481*** | ***19,133*** | ***48,043*** | ***8,652*** | |

This content downloaded from 106.51.163.168 on Wed, 05 Jun 2024 15:15:17 +00:00
All use subject to https://about.jstor.org/terms

POPULATION OF TALUK OR DIVISION BY RELIGION AND EDUCATION.

# TABLE II.

## Population of taluk or division by religion and education—*continued.*

| TALUK OR DIVISION. | DISTRIBUTION BY RELIGION. | | | | | | | | NUMBER OF LITERATE PERSONS. | | | | | | LITERATE IN ENGLISH. | | REMARKS. |
|---|---|---|---|---|---|---|---|---|---|---|---|---|---|---|---|---|---|
| | HINDU. | | MUSALMAN. | | CHRISTIAN. | | OTHERS. | | 0–15. | | 15–20. | | 20 AND OVER. | | | | |
| | Males. | Females. | Males. | Females. | Males. | Females. | Males. | Females. | Males. | Females. | Males. | Females. | Males. | Females. | Males. | Females. | |
| 1 | 2 | 3 | 4 | 5 | 6 | 7 | 8 | 9 | 10 | 11 | 12 | 13 | 14 | 15 | 16 | 17 | 18 |
| **Chingleput** ... | ***673,290*** | ***669,088*** | ***16,314*** | ***15,290*** | ***15,174*** | ***15,203*** | ***863*** | ***786*** | ***13,917*** | ***2,326*** | ***11,585*** | ***1,845*** | ***88,428*** | ***6,223*** | ***11,663*** | ***1,479*** | |
| Chingleput ... | 80,089 | 80,148 | 1,916 | 1,873 | 899 | 870 | * 1 | ... | 1,941 | 333 | 1,558 | 227 | 11,703 | 869 | 1,384 | 111 | * Parsi. |
| Conjeeveram | 82,128 | 83,947 | 1,950 | 1,885 | 1,135 | 1,093 | † 89 | † 82 | 3,218 | 569 | 2,467 | 316 | 16,602 | 1,195 | 2,079 | 60 | † Jain and Buddhist (1 M.). |
| Madurántakam. | 148,059 | 147,413 | 2,337 | 2,358 | 4,265 | 4,387 | ‡ 14 | ‡ 18 | 2,464 | 244 | 2,262 | 213 | 18,504 | 581 | 992 | 21 | ‡ Jain. § Animistic. |
| Ponnéri ... | 113,915 | 111,368 | 2,694 | 2,644 | 665 | 662 | § 580 | § 522 | 1,394 | 134 | 1,365 | 104 | 10,901 | 453 | 637 | 23 | ‖ Jain (94 M. 75 F.) and others. |
| Saidapet ... | 156,172 | 154,394 | 6,176 | 5,399 | 4,635 | 4,599 | ‖ 122 | ‖ 100 | 3,835 | 840 | 2,810 | 831 | 22,083 | 2,621 | 5,712 | 1,222 | |
| Tiruvallúr ... | 92,927 | 91,818 | 1,241 | 1,131 | 3,575 | 3,592 | § 57 | 64 | 1,065 | 206 | 1,133 | 154 | 8,635 | 504 | 849 | 42 | |
| **Chittoor** ... | ***591,896*** | ***574,551*** | ***30,839*** | ***28,344*** | ***2,280*** | ***2,278*** | **** 4,364*** | **** 4,190*** | ***7,889*** | ***982*** | ***6,796*** | ***715*** | ***47,796*** | ***2,161*** | ***4,562*** | ***246*** | |
| Chandragiri | 55,935 | 54,400 | 3,018 | 2,691 | 319 | 297 | 391 | 382 | 1,336 | 197 | 998 | 129 | 6,855 | 434 | 1,208 | 86 | |
| Chittoor ... | 113,669 | 110,415 | 3,471 | 3,504 | 760 | 815 | 97 | 119 | 1,737 | 245 | 1,438 | 177 | 8,927 | 434 | 1,196 | 73 | * Animistic, except 7 M. (6 Jain and 1 Parsi) in Chandragiri taluk. |
| Kálahasti ... | 48,987 | 47,846 | 1,639 | 1,528 | 137 | 151 | 464 | 467 | 464 | 48 | 563 | 47 | 3,853 | 201 | 261 | 6 | |
| Madanapalle | 63,505 | 60,923 | 6,448 | 5,933 | 317 | 301 | 35 | 34 | 1,061 | 180 | 780 | 108 | 4,855 | 256 | 657 | 45 | |
| Palmanér ... | 23,012 | 22,802 | 2,129 | 1,929 | 59 | 70 | 317 | 361 | 231 | 13 | 242 | 17 | 1,892 | 51 | 80 | 5 | |
| Punganúru... | 50,536 | 48,973 | 3,832 | 3,325 | 194 | 157 | 16 | 18 | 491 | 71 | 479 | 47 | 3,397 | 163 | 248 | 6 | |
| Puttúr ... | 87,499 | 84,317 | 1,720 | 1,496 | 127 | 137 | 2,233 | 2,109 | 734 | 52 | 758 | 51 | 5,838 | 181 | 344 | 9 | |
| Tiruttani ... | 91,602 | 89,818 | 1,290 | 1,133 | 315 | 337 | 709 | 677 | 1,009 | 53 | 966 | 63 | 7,808 | 267 | 294 | 10 | |
| Váyalpád ... | 57,151 | 55,057 | 7,292 | 6,805 | 52 | 33 | 102 | 83 | 826 | 123 | 572 | 76 | 4,371 | 174 | 274 | 6 | |
| **North Arcot.** | ***892,971*** | ***908,384*** | ***56,534*** | ***61,375*** | ***16,156*** | ***16,666*** | ***4,412*** | ***4,462*** | ***14,114*** | ***1,887*** | ***16,723*** | ***1,481*** | ***100,240*** | ***4,400*** | ***7,646*** | ***669*** | |
| Arkonam ... | 79,570 | 79,506 | 1,954 | 1,683 | 867 | 824 | * 7 | * 1 | 1,086 | 144 | 1,181 | 154 | 9,664 | 459 | 966 | 155 | |
| Arni ... | 49,710 | 51,627 | 1,828 | 1,960 | 1,079 | 1,081 | * 827 | * 832 | 817 | 133 | 905 | 81 | 5,759 | 229 | 379 | 19 | |
| Cheyyár ... | 71,765 | 72,568 | 1,060 | 1,022 | 446 | 465 | * 503 | * 526 | 1,280 | 78 | 1,083 | 64 | 7,914 | 224 | 196 | 2 | |
| Gudiyáttam | 91,884 | 94,439 | 8,922 | 10,075 | 742 | 772 | * 1 | ... | 1,224 | 142 | 1,581 | 91 | 9,154 | 355 | 699 | 30 | * Jain. † Buddhist and Jew (2 M., 2 F.). ‡ Others. |
| Kangundi ... | 32,765 | 32,962 | 1,269 | 1,168 | 25 | 21 | ... | ... | 216 | 27 | 263 | 13 | 1,704 | 38 | 169 | 1 | |
| Polúr ... | 76,601 | 78,369 | 2,735 | 2,724 | 4,049 | 4,320 | * 362 | * 397 | 680 | 72 | 1,119 | 42 | 7,074 | 175 | 253 | 9 | |
| Tiruppattúr. | 89,246 | 92,844 | 10,713 | 12,457 | 975 | 996 | † 12 | † 19 | 1,300 | 192 | 1,219 | 126 | 8,613 | 477 | 999 | 153 | |
| Tiruvannámalai. | 133,758 | 133,085 | 5,034 | 4,574 | 4,161 | 4,233 | * 409 | * 387 | 2,275 | 139 | 3,933 | 217 | 13,456 | 342 | 505 | 20 | |
| Vellore ... | 93,669 | 96,494 | 14,182 | 15,641 | 1,139 | 1,187 | ‡ 9 | ‡ 8 | 2,380 | 506 | 2,544 | 402 | 15,466 | 1,217 | 2,160 | 474 | |
| Wálájápet ... | 98,324 | 100,842 | 6,881 | 8,070 | 1,104 | 1,284 | * 137 | * 153 | 2,028 | 418 | 1,955 | 248 | 13,085 | 746 | 1,171 | 102 | |
| Wandiwásh. | 75,679 | 75,648 | 1,956 | 2,001 | 1,569 | 1,483 | * 2,145 | * 2,139 | 828 | 36 | 940 | 43 | 7,751 | 138 | 149 | 4 | |
| **Salem** ... | ***847,405*** | ***860,836*** | ***22,218*** | ***21,206*** | ***7,320*** | ***7,683*** | ***7*** | ***5*** | ***9,403*** | ***1,142*** | ***7,910*** | ***681*** | ***54,155*** | ***2,282*** | ***4,721*** | ***357*** | |
| Atúr ... | 98,966 | 102,057 | 2,041 | 2,066 | 1,334 | 1,354 | ... | ... | 1,272 | 143 | 1,108 | 64 | 7,464 | 215 | 324 | 6 | |
| Dharmapuri. | 107,862 | 110,721 | 2,259 | 2,271 | 904 | 943 | * 1 | ... | 965 | 119 | 785 | 52 | 5,777 | 147 | 408 | 6 | * Jain. † Buddhist (1 M.) and Parsi. |
| Hosúr ... | 91,843 | 91,551 | 5,591 | 5,253 | 696 | 692 | * 1 | ... | 978 | 75 | 833 | 54 | 6,147 | 232 | 544 | 20 | |
| Krishnagiri. | 85,020 | 86,601 | 4,138 | 3,992 | 510 | 527 | * 3 | * 4 | 925 | 139 | 737 | 111 | 5,108 | 306 | 479 | 9 | |
| Ómalúr ... | 74,583 | 76,154 | 805 | 728 | 483 | 537 | ... | ... | 550 | 45 | 537 | 31 | 3,572 | 156 | 184 | 2 | |
| Salem ... | 169,118 | 171,511 | 3,537 | 3,354 | 2,265 | 2,425 | † 2 | † 1 | 2,742 | 446 | 2,405 | 270 | 15,236 | 840 | 2,110 | 302 | |
| Tiruchengódu | 145,480 | 145,875 | 1,206 | 1,118 | 745 | 827 | ... | ... | 1,383 | 132 | 998 | 72 | 6,861 | 288 | 450 | 8 | |
| Uttangarai. | 74,533 | 76,366 | 2,641 | 2,424 | 383 | 378 | ... | ... | 588 | 43 | 507 | 27 | 3,990 | 98 | 222 | 4 | |
| **Coimbatore**... | ***1,011,929*** | ***1,039,849*** | ***21,790*** | ***21,310*** | ***9,608*** | ***9,942*** | ***1,102*** | ***1,034*** | ***16,441*** | ***2,483*** | ***14,464*** | ***1,725*** | ***91,835*** | ***5,034*** | ***8,982*** | ***804*** | |
| Avanáshi ... | 81,626 | 82,367 | 1,680 | 1,655 | 281 | 262 | * 1 | ... | 824 | 121 | 691 | 112 | 4,598 | 264 | 425 | 40 | |
| Bhaváni ... | 78,116 | 79,626 | 794 | 703 | 1,554 | 1,595 | ... | ... | 712 | 77 | 749 | 59 | 4,597 | 192 | 419 | 9 | |
| Coimbatore | 122,780 | 126,951 | 2,792 | 2,494 | 3,132 | 3,321 | † 4 | ... | 3,868 | 847 | 3,399 | 590 | 19,533 | 1,711 | 3,697 | 619 | * Jain. † Animistic. ‡ Animistic except 1 male Parsi. |
| Dhárápuram | 136,126 | 138,735 | 3,003 | 3,151 | 338 | 378 | ... | ... | 2,476 | 296 | 1,965 | 200 | 13,461 | 591 | 588 | 4 | |
| Erode ... | 141,144 | 142,220 | 2,330 | 2,250 | 843 | 881 | * 15 | * 6 | 2,019 | 396 | 1,891 | 219 | 11,228 | 653 | 1,426 | 57 | |
| Gópichettipálaiyam. | 100,035 | 102,591 | 1,832 | 1,694 | 1,370 | 1,467 | ... | ... | 1,111 | 136 | 980 | 78 | 6,187 | 267 | 632 | 16 | |
| Kollegál ... | 55,831 | 56,952 | 2,427 | 2,117 | 327 | 362 | * 1 | ... | 461 | 86 | 531 | 68 | 3,525 | 180 | 152 | 13 | |
| Palladam ... | 123,148 | 128,743 | 2,010 | 2,135 | 1,229 | 1,246 | * 3 | * 6 | 1,492 | 156 | 1,516 | 133 | 9,780 | 343 | 512 | 6 | |
| Polláchi ... | 98,397 | 103,023 | 2,130 | 2,044 | 244 | 146 | ‡ 1,076 | ‡ 1,020 | 1,476 | 141 | 1,382 | 120 | 9,719 | 342 | 542 | 30 | |
| Udamalpet... | 74,726 | 78,641 | 2,792 | 3,067 | 290 | 284 | * 2 | * 2 | 1,402 | 227 | 1,360 | 146 | 9,207 | 491 | 589 | 10 | |
| **South Arcot.** | ***1,103,167*** | ***1,120,004*** | ***33,588*** | ***33,398*** | ***33,578*** | ***33,858*** | ***2,474*** | ***2,499*** | ***23,360*** | ***2,493*** | ***21,094*** | ***1,719*** | ***143,972*** | ***5,360*** | ***7,811*** | ***445*** | |
| Chidambaram. | 143,240 | 154,989 | 6,273 | 7,843 | 3,811 | 4,016 | * 11 | * 7 | 4,634 | 485 | 4,081 | 298 | 26,736 | 975 | 1,568 | 21 | * Jain (5 M. 2 F.) and Buddhist. † Jain and others (17 M.). ‡ Jains. § Jain and Parsi (1 M.). |
| Cuddalore ... | 184,476 | 183,981 | 5,152 | 4,857 | 4,092 | 3,948 | † 63 | † 35 | 4,569 | 736 | 4,420 | 551 | 28,864 | 1,534 | 3,018 | 159 | |
| Gingee ... | 90,417 | 89,876 | 2,844 | 2,587 | 5,700 | 5,664 | ‡ 1,187 | ‡ 1,195 | 1,495 | 101 | 1,271 | 62 | 9,366 | 246 | 168 | 8 | |
| Kallakurchi | 142,557 | 143,919 | 6,323 | 5,908 | 3,289 | 3,422 | ... | ... | 2,087 | 96 | 1,944 | 62 | 12,666 | 230 | 267 | 5 | |
| Tindivanam | 103,512 | 103,034 | 2,454 | 2,310 | 2,232 | 2,216 | ‡ 769 | ‡ 802 | 1,795 | 152 | 1,710 | 113 | 13,052 | 336 | 621 | 25 | |
| Tirukkóyilúr | 153,105 | 153,669 | 4,141 | 3,827 | 6,987 | 6,984 | ‡ 135 | ‡ 120 | 3,039 | 410 | 2,581 | 228 | 17,306 | 598 | 703 | 44 | |
| Villuparam. | 159,491 | 158,939 | 4,038 | 3,872 | 5,766 | 5,848 | § 309 | § 340 | 2,766 | 365 | 2,617 | 317 | 19,281 | 1,101 | 1,142 | 209 | |
| Vriddhachalam. | 126,369 | 131,597 | 2,363 | 2,194 | 1,701 | 1,760 | ... | ... | 2,975 | 148 | 2,470 | 88 | 16,701 | 340 | 324 | 4 | |
| **Tanjore** ... | ***1,022,630*** | ***1,118,566*** | ***57,051*** | ***73,991*** | ***43,071*** | ***46,743*** | ***332*** | ***305*** | ***29,359*** | ***4,374*** | ***27,930*** | ***3,605*** | ***188,191*** | ***11,026*** | ***21,672*** | ***854*** | |
| Arantángi ... | 43,974 | 47,652 | 4,311 | 6,494 | 2,451 | 2,636 | * 11 | * 13 | 848 | 89 | 848 | 43 | 6,724 | 172 | 215 | 2 | |
| Kumbakonam. | 122,589 | 133,115 | 6,868 | 7,726 | 4,156 | 4,656 | * 31 | * 37 | 4,739 | 807 | 4,438 | 572 | 28,193 | 1,829 | 4,194 | 78 | |
| Mannárgudi. | 88,060 | 95,838 | 3,557 | 4,656 | 2,315 | 2,393 | * 74 | * 90 | 2,015 | 358 | 2,371 | 556 | 13,434 | 1,661 | 1,499 | 38 | * Jain. † Jain (24 M. 7 F.) and others. ‡ Jain and Brahmo (1 M.). |
| Máyavaram. | 112,021 | 126,069 | 5,706 | 7,061 | 5,011 | 5,804 | * 12 | * 2 | 3,364 | 617 | 3,243 | 443 | 22,195 | 1,342 | 2,256 | 38 | |
| Nannilam ... | 91,589 | 106,854 | 5,431 | 7,622 | 2,728 | 3,013 | * 9 | * 21 | 2,660 | 242 | 2,611 | 190 | 19,585 | 559 | 1,123 | 10 | |
| Negapatam. | 95,497 | 104,579 | 9,033 | 12,968 | 5,505 | 5,556 | † 63 | 9 | 3,861 | 633 | 3,674 | 462 | 25,616 | 1,542 | 4,239 | 327 | |
| Pápanásam. | 79,510 | 86,328 | 6,282 | 7,872 | 3,016 | 3,316 | ... | ... | 2,102 | 249 | 1,890 | 209 | 14,189 | 643 | 1,101 | 19 | |
| Pattukkóttai. | 119,960 | 124,896 | 5,246 | 6,674 | 2,074 | 2,179 | ... | ... | 1,495 | 126 | 1,780 | 109 | 12,548 | 515 | 609 | 30 | |
| Shiyáli ... | 57,187 | 62,978 | 2,545 | 3,086 | 1,458 | 1,656 | * 3 | * 2 | 1,146 | 161 | 1,330 | 140 | 8,212 | 327 | 904 | 16 | |
| Tanjore ... | 125,255 | 134,426 | 4,144 | 4,577 | 12,994 | 14,049 | ‡ 96 | ‡ 85 | 5,675 | 1,033 | 3,972 | 751 | 24,982 | 2,053 | 5,044 | 288 | |
| Tiruttaraippúndi. | 86,988 | 95,831 | 3,928 | 5,275 | 1,963 | 1,485 | * 33 | * 46 | 1,454 | 109 | 1,773 | 130 | 12,513 | 383 | 488 | 8 | |

This content downloaded from 106.51.163.168 on Wed, 05 Jun 2024 15:15:17 +00:00
All use subject to https://about.jstor.org/terms

# TABLE II.

## Population of taluk or division by religion and education—*concluded.*

| TALUK OR DIVISION. | DISTRIBUTION BY RELIGION. | | | | | | | | NUMBER OF LITERATE PERSONS. | | | | | | LITERATE IN ENGLISH. | | REMARKS. |
|---|---|---|---|---|---|---|---|---|---|---|---|---|---|---|---|---|---|
| | HINDU. | | MUSALMAN. | | CHRISTIAN. | | OTHERS. | | 0–15. | | 15–20. | | 20 AND OVER. | | | | |
| | Males. | Females. | Males. | Females. | Males. | Females. | Males. | Females. | Males. | Females. | Males. | Females. | Males. | Females. | Males. | Females. | |
| 1 | 2 | 3 | 4 | 5 | 6 | 7 | 8 | 9 | 10 | 11 | 12 | 13 | 14 | 15 | 16 | 17 | 18 |
| **Trichinopoly** | ***949,057*** | ***1,004,795*** | ***31,546*** | ***34,207*** | ***42,209*** | ***45,144*** | * ***54*** | * ***17*** | ***19,058*** | ***3,212*** | ***16,881*** | ***2,414*** | ***117,243*** | ***7,129*** | ***14,558*** | ***1,050*** | |
| Karúr ... | 111,265 | 116,954 | 4,872 | 7,028 | 559 | 574 | ... | ... | 2,188 | 349 | 1,690 | 224 | 12,299 | 665 | 1,101 | 22 | |
| Kulittalai ... | 126,911 | 133,146 | 5,465 | 5,883 | 6,755 | 7,066 | ... | ... | 1,955 | 172 | 1,547 | 122 | 12,437 | 357 | 726 | 3 | |
| Musiri ... | 145,693 | 156,930 | 2,126 | 2,264 | 2,295 | 2,527 | ... | ... | 2,608 | 268 | 2,073 | 211 | 16,563 | 626 | 873 | 3 | * Jain (27 M. 13 F.) and others. |
| Námakkal ... | 149,159 | 157,992 | 1,838 | 1,783 | 275 | 286 | ... | ... | 2,287 | 265 | 1,742 | 169 | 12,015 | 492 | 727 | 16 | |
| Perambalúr. | 101,136 | 106,359 | 3,994 | 4,147 | 2,166 | 2,130 | ... | ... | 927 | 50 | 1,035 | 50 | 8,070 | 399 | 142 | 3 | |
| Trichinopoly. | 167,313 | 178,308 | 11,974 | 11,854 | 23,751 | 25,756 | 54 | 17 | 7,133 | 1,971 | 6,671 | 1,520 | 40,102 | 4,236 | 10,893 | 989 | |
| Udaiyárpálaiyam. | 147,580 | 155,106 | 1,277 | 1,268 | 6,408 | 6,805 | ... | ... | 1,960 | 137 | 2,123 | 118 | 15,757 | 354 | 396 | 14 | |
| **Madura** ... | ***879,315*** | ***916,438*** | ***37,164*** | ***39,394*** | ***29,816*** | ***30,694*** | * ***11*** | ... | ***21,318*** | ***2,140*** | ***18,693*** | ***1,429*** | ***120,127*** | ***5,226*** | ***10,021*** | ***895*** | |
| Dindigul ... | 164,072 | 169,819 | 7,621 | 8,161 | 14,405 | 15,206 | * 2 | ... | 3,194 | 246 | 2,841 | 184 | 19,090 | 630 | 1,196 | 55 | |
| Kodaikánal. | 10,079 | 9,801 | 204 | 103 | 964 | 810 | ... | ... | 213 | 50 | 218 | 29 | 1,590 | 160 | 275 | 98 | |
| Madura ... | 118,433 | 121,758 | 7,653 | 7,778 | 4,045 | 4,105 | † 8 | ... | 5,320 | 1,034 | 5,232 | 640 | 27,695 | 2,071 | 5,860 | 613 | * Buddhist. † Jain (4 and Parsi. ‡ Jain. |
| Mélúr ... | 76,700 | 82,974 | 5,216 | 5,386 | 590 | 645 | ... | ... | 1,810 | 75 | 1,460 | 53 | 10,261 | 230 | 265 | 11 | |
| Nilakkottai. | 92,254 | 96,494 | 1,967 | 1,995 | 3,194 | 3,358 | ... | ... | 1,522 | 136 | 1,435 | 106 | 10,171 | 363 | 538 | 23 | |
| Palni ... | 100,735 | 107,302 | 5,101 | 5,927 | 533 | 550 | ‡ 1 | ... | 1,793 | 152 | 1,795 | 95 | 12,809 | 588 | 285 | 30 | |
| Periyakulam. | 166,804 | 173,839 | 7,258 | 7,672 | 4,775 | 4,812 | ... | ... | 4,713 | 321 | 3,534 | 242 | 21,565 | 821 | 1,125 | 42 | |
| Tirumangalam. | 150,238 | 154,451 | 2,244 | 2,372 | 1,310 | 1,208 | ... | ... | 2,753 | 126 | 2,178 | 80 | 16,946 | 363 | 477 | 23 | |
| **Rámnád** ... | ***699,937*** | ***761,594*** | ***50,035*** | ***70,185*** | ***36,205*** | ***40,472*** | ***10*** | ***15*** | ***22,348*** | ***1,714*** | ***18,162*** | ***1,084*** | ***123,419*** | ***4,427*** | ***5,194*** | ***363*** | |
| Aruppukkóttai. | 86,407 | 90,962 | 2,059 | 2,821 | 2,424 | 2,473 | ... | ... | 2,490 | 187 | 2,208 | 91 | 14,785 | 331 | 258 | 12 | |
| Mudukulattúr. | 62,613 | 68,249 | 8,086 | 11,923 | 4,049 | 4,290 | * 3 | ... | 1,813 | 317 | 1,777 | 172 | 10,483 | 840 | 488 | 87 | |
| Paramagudi. | 60,387 | 67,765 | 6,078 | 9,574 | 4,923 | 5,695 | ... | ... | 1,880 | 67 | 1,560 | 66 | 10,813 | 250 | 345 | 10 | * Jain. † Buddhist. ‡ Parsi. |
| Rámnád ... | 40,467 | 43,134 | 15,524 | 22,078 | 2,266 | 2,346 | † 4 | ... | 1,489 | 192 | 1,374 | 110 | 9,801 | 467 | 852 | 77 | |
| Sáttúr ... | 117,047 | 119,953 | 2,194 | 2,607 | 3,358 | 3,146 | ... | ... | 3,145 | 318 | 2,869 | 192 | 18,859 | 679 | 1,059 | 78 | |
| Sivaganga ... | 82,927 | 94,666 | 3,162 | 3,861 | 1,743 | 5,713 | ‡ 2 | ‡ 3 | 3,294 | 204 | 2,181 | 127 | 15,376 | 496 | 801 | 24 | |
| Srívilliputtúr | 95,714 | 97,823 | 1,274 | 1,378 | 2,814 | 2,944 | ... | ... | 2,360 | 197 | 1,751 | 172 | 11,504 | 495 | 681 | 46 | |
| Tirupputtúr. | 98,186 | 114,736 | 4,408 | 4,739 | 2,749 | 3,228 | * 1 | ... | 3,797 | 149 | 2,844 | 108 | 19,559 | 643 | 425 | 12 | |
| Tiruvádánai. | 56,189 | 64,306 | 7,250 | 11,204 | 8,879 | 10,637 | ... | * 12 | 2,080 | 83 | 1,598 | 46 | 12,239 | 226 | 285 | 17 | |
| **Tinnevelly** ... | ***734,447*** | ***774,777*** | ***46,853*** | ***58,621*** | ***84,306*** | ***91,583*** | ***27*** | ***5*** | ***27,813*** | ***6,054*** | ***23,718*** | ***4,539*** | ***146,671*** | ***13,473*** | ***12,979*** | ***1,518*** | |
| Ambásamudram. | 81,862 | 90,527 | 4,915 | 5,838 | 4,982 | 5,282 | ... | ... | 3,540 | 621 | 2,611 | 418 | 16,700 | 1,164 | 1,711 | 58 | |
| Kólpatti ... | 151,539 | 157,845 | 2,767 | 2,960 | 10,542 | 11,053 | ... | ... | 5,028 | 470 | 4,833 | 260 | 25,974 | 843 | 920 | 62 | |
| Nángunéri ... | 76,258 | 86,229 | 4,910 | 5,757 | 17,119 | 19,441 | ... | ... | 2,631 | 711 | 2,111 | 557 | 14,250 | 1,585 | 744 | 115 | |
| Sankarayánárkóvil. | 105,847 | 106,735 | 2,292 | 2,317 | 5,860 | 5,744 | ... | ... | 2,208 | 165 | 1,997 | 124 | 13,260 | 479 | 515 | 36 | † Buddhist and Parsi (2 M., 2 F.) † Brahmo. |
| Srívaikuntam. | 80,251 | 86,303 | 4,599 | 6,077 | 12,011 | 12,644 | * 11 | * 3 | 3,606 | 959 | 3,017 | 696 | 19,726 | 2,174 | 2,581 | 382 | |
| Tenkási ... | 82,917 | 85,137 | 8,811 | 9,340 | 4,438 | 4,382 | † 1 | ... | 2,709 | 339 | 2,055 | 224 | 13,691 | 747 | 691 | 94 | |
| Tinnevelly. | 83,459 | 90,730 | 11,092 | 13,185 | 6,418 | 6,616 | † 15 | † 2 | 4,015 | 1,040 | 3,942 | 836 | 22,144 | 2,110 | 4,692 | 409 | |
| Tiruchendúr. | 72,314 | 71,271 | 7,467 | 13,147 | 22,936 | 26,421 | ... | ... | 4,076 | 1,749 | 3,152 | 1,424 | 20,926 | 4,391 | 1,165 | 362 | |
| **Nilgiris** ... | ***50,084*** | ***43,830*** | ***3,729*** | ***2,148*** | ***8,907*** | ***8,436*** | ***789*** | ***695*** | ***1,690*** | ***832*** | ***1,438*** | ***618*** | ***9,883*** | ***2,058*** | ***4,566*** | ***1,926*** | |
| Coonoor ... | 20,956 | 19,721 | 1,235 | 784 | 5,235 | 4,641 | * 63 | * 69 | 1,000 | 446 | 781 | 323 | 4,920 | 1,091 | 2,736 | 1,089 | * Animistic (52 M., 33 F.) Jain (6 M.) and others. † Animistic and others (4 M.). ‡ Animistic and Parsi (15 M. 38 F.). |
| Gúdalúr ... | 11,514 | 8,149 | 1,123 | 376 | 813 | 644 | 373 | † 340 | 91 | 21 | 118 | 22 | 1,261 | 80 | 253 | 37 | |
| Ootacamund. | 17,614 | 15,960 | 1,371 | 988 | 2,859 | 3,151 | ‡ 353 | ‡ 286 | 599 | 365 | 539 | 273 | 3,702 | 887 | 1,577 | 800 | |
| **Malabar** ... | ***979,399*** | ***1,028,683*** | ***476,037*** | ***477,344*** | ***26,837*** | ***26,178*** | ***343*** | ***298*** | ***32,223*** | ***10,584*** | ***34,170*** | ***9,154*** | ***215,087*** | ***33,439*** | ***18,503*** | ***2,620*** | |
| Calicut ... | 90,146 | 93,648 | 41,628 | 4,0038 | 2,728 | 2,723 | * 61 | * 60 | 3,438 | 1,346 | 4,097 | 1,198 | 24,263 | 4,181 | 3,871 | 830 | |
| Chirakkal ... | 117,885 | 130,740 | 42,471 | 43,152 | 2,086 | 2,221 | † 14 | † 10 | 4,896 | 1,666 | 4,577 | 1,227 | 26,569 | 3,948 | 2,010 | 484 | |
| Cochin ... | 2,679 | 2,236 | 2,976 | 1,986 | 5,999 | 5,826 | 23 | 16 | 425 | 284 | 471 | 263 | 3,126 | 847 | 1,081 | 457 | |
| Ernád ... | 83,168 | 85,473 | 111,243 | 112,134 | 383 | 206 | ... | ... | 1,671 | 547 | 2,206 | 577 | 17,819 | 2,308 | 872 | 48 | * Jain (21 M. 27 F.). † Jain (2 M.). ‡ Jain (1 M.). § Jain. ‖ Jain (15 M. 12 F.). ¶ Jain and Buddhist (3 M. 1 F.). |
| Kottayam ... | 82,043 | 86,843 | 26,277 | 29,265 | 1,162 | 1,081 | ‡ 9 | ‡ 2 | 4,501 | 1,515 | 4,093 | 1,057 | 21,855 | 3,964 | 2,469 | 384 | |
| Kurumbranád. | 126,916 | 131,407 | 47,331 | 47,643 | 277 | 400 | § 9 | ... | 4,650 | 1,280 | 4,808 | 1,143 | 32,264 | 4,383 | 1,012 | 46 | |
| Laccadive Islands. | 19 | ... | 5,418 | 5,100 | 3 | ... | ... | ... | 59 | ... | 46 | ... | 214 | 3 | 8 | ... | |
| Pálghát ... | 174,862 | 191,149 | 21,938 | 22,222 | 1,875 | 1,933 | ‖ 16 | ‖ 14 | 4,667 | 1,246 | 4,725 | 1,123 | 28,256 | 3,503 | 3,995 | 137 | |
| Ponnáni ... | 139,875 | 145,726 | 111,492 | 110,475 | 11,074 | 10,741 | ... | ... | 4,153 | 1,491 | 5,027 | 1,375 | 32,148 | 5,432 | 1,502 | 107 | |
| Walavanád. | 123,911 | 130,312 | 58,833 | 60,391 | 297 | 210 | ... | ... | 3,412 | 1,207 | 3,660 | 1,128 | 24,433 | 4,575 | 1,239 | 56 | |
| Wynaad ... | 37,895 | 31,149 | 6,430 | 4,878 | 953 | 837 | ¶ 211 | ¶ 196 | 351 | 62 | 460 | 63 | 4,140 | 295 | 444 | 71 | |
| **Anjengo** ... | ***794*** | ***797*** | ***118*** | ***103*** | ***1,778*** | ***1,982*** | ... | ... | ***126*** | ***103*** | ***117*** | ***105*** | ***559*** | ***314*** | ***240*** | ***207*** | |
| Anjengo ... | 773 | 788 | 117 | 103 | 980 | 1,019 | ... | ... | 74 | 42 | 65 | 49 | 350 | 118 | 80 | 19 | |
| Tangasséri ... | 21 | 9 | 1 | ... | 798 | 963 | ... | ... | 52 | 61 | 52 | 56 | 209 | 196 | 160 | 188 | |
| **South Canara.** | ***456,262*** | ***493,165*** | ***70,080*** | ***70,620*** | ***47,046*** | ***48,983*** | ***4,700*** | ***4,371*** | ***10,492*** | ***2,568*** | ***11,377*** | ***2,172*** | ***61,764*** | ***5,887*** | ***6,967*** | ***1,371*** | |
| Amindivi Islands. | 6 | ... | 1,879 | 2,070 | ... | ... | ... | ... | 2 | ... | 3 | ... | 79 | ... | 2 | ... | * Jain. † Jain (21 M. 12 F.) and Parsi. ‡ Jain (630 M. 558 F.). ‖ Jain (1094 M. 1058 F.) and Brahmo. |
| Coondapoor. | 59,213 | 69,121 | 3,583 | 3,204 | 2,082 | 2,177 | * 128 | * 91 | 1,146 | 144 | 1,361 | 139 | 7,046 | 370 | 538 | 32 | |
| Kásaragod ... | 88,898 | 94,009 | 29,981 | 31,321 | 1,625 | 1,597 | † 22 | † 14 | 2,033 | 413 | 2,069 | 398 | 14,191 | 1,271 | 601 | 31 | |
| Mangalore ... | 91,956 | 95,088 | 17,649 | 19,188 | 24,898 | 26,381 | ‡ 720 | ‡ 635 | 3,565 | 1,270 | 3,393 | 978 | 15,814 | 2,693 | 4,287 | 1,180 | |
| Mádbidri ... | 44,021 | 46,960 | 3,121 | 2,769 | 4,387 | 4,385 | § 2,347 | § 2,184 | 477 | 57 | 666 | 74 | 3,973 | 208 | 138 | 4 | |
| Udipi ... | 111,608 | 124,859 | 5,025 | 4,565 | 12,079 | 12,465 | ‖ 1,096 | ‖ 1,061 | 2,375 | 510 | 2,677 | 405 | 14,095 | 988 | 1,061 | 91 | |
| Uppinangádi. | 60,560 | 63,128 | 8,842 | 7,505 | 1,975 | 1,978 | * 387 | * 386 | 894 | 174 | 1,208 | 178 | 6,566 | 357 | 310 | 33 | |
| **Pudukkóttai State.** | ***182,387*** | ***199,657*** | ***6,240*** | ***7,205*** | ***7,939*** | ***8,454*** | ... | * ***4*** | ***3,164*** | ***274*** | ***3,129*** | ***266*** | ***26,498*** | ***799*** | ***1,717*** | ***23*** | |
| Alangudi ... | 64,538 | 68,157 | 2,331 | 2,504 | 2,767 | 2,853 | ... | 4 | 1,304 | 184 | 1,474 | 174 | 10,581 | 503 | 1,279 | 21 | * Buddhist. |
| Kolattúr ... | 52,030 | 56,203 | 1,834 | 2,466 | 3,170 | 3,389 | ... | ... | 517 | 48 | 576 | 38 | 5,185 | 139 | 187 | 2 | |
| Tirumayam. | 65,819 | 75,297 | 2,075 | 2,235 | 2,002 | 2,212 | ... | ... | 1,343 | 42 | 1,079 | 54 | 10,732 | 157 | 251 | ... | |
| **BANGANAPALLE Sandur** ... | ***15,379*** | ***15,122*** | ***3,972*** | ***4,082*** | ***422*** | ***363*** | * ***3*** | * ***1*** | ***186*** | ***27*** | ***127*** | ***16*** | ***1,422*** | ***71*** | ***137*** | ***1*** | * Animistic (2 M., 1 F.) |
| | ***5,380*** | ***5,505*** | ***1,285*** | ***1,275*** | ***38*** | ***33*** | ***8*** | ***2*** | ***67*** | ***13*** | ***71*** | ***17*** | ***524*** | ***19*** | ***60*** | ***6*** | |

This content downloaded from 106.51.163.168 on Wed, 05 Jun 2024 15:15:17 +00:00
All use subject to https://about.jstor.org/terms