

Census of India 1891. The lower provinces of Bengal and their feudatories. [4], The Administrative Tables.

Source: *South Asia Open Archives*, 01-01-1891

Stable URL: https://www.jstor.org/stable/saoa.crl.25318680

JSTOR is a not-for-profit service that helps scholars, researchers, and students discover, use, and build upon a wide range of content in a trusted digital archive. We use information technology and tools to increase productivity and facilitate new forms of scholarship. For more information about JSTOR, please contact support@jstor.org.

This item is being shared by an institution as part of a Community Collection.
For terms of use, please refer to our Terms & Conditions at https://about.jstor.org/terms/#whats-in-jstor



South Asia Open Archives is collaborating with JSTOR to digitize, preserve and extend access to *South Asia Open Archives*

This content downloaded from
14.194.219.90 on Fri, 09 Feb 2024 06:46:19 +00:00
All use subject to https://about.jstor.org/terms

September 19 1893

CENSUS OF INDIA, 1891.

BY ORDER OF THE LIEUTENANT GOVERNOR OF BENGAL * FORWARDED

VOL. IV.

The Lower Provinces of Bengal and their Feudatories.

INDIA-OFFICE LIBRARY.

BY

C. J. O'DONNELL, M.A.,

OF THE INDIAN CIVIL SERVICE,

SUPERINTENDENT OF CENSUS OPERATIONS IN BENGAL.

The Administrative Tables.



Calcutta:

PRINTED AT THE BENGAL SECRETARIAT PRESS.

1893.

This content downloaded from
14.194.219.90 on Fri, 09 Feb 2024 06:46:19 +00:00
All use subject to https://about.jstor.org/terms



This content downloaded from
14.194.219.90 on Fri, 09 Feb 2024 06:46:19 +00:00
All use subject to https://about.jstor.org/terms

CONTENTS OF VOL. IV.

ADMINISTRATIVE TABLES.

No. of Tables.	Contents.	Page.
I.	AREA, HOUSES, AND POPULATION	1
II.	VARIATION IN THE ENUMERATED DISTRICT POPULATION SINCE LAST CENSUS	7
III.	TOWNS AND VILLAGES CLASSIFIED BY POPULATION	11
IV.	POPULATION OF MUNICIPAL TOWNS COMPARED WITH THE PRECEDING CENSUS	17
V.	TOWNS ARRANGED TERRITORIALLY, WITH POPULATION BY RELIGION	25
VI.	RELIGIONS	35
VII.	AGE BY RELIGION	47
VIII.	CIVIL CONDITION BY RELIGION AND AGE	113
IX.	EDUCATION BY RELIGION AND AGE	259
X.	PARENT TONGUE	313
XI.	BIRTHPLACE	345
XII.	PERSONS OF UNSOUND MIND, BY AGE	394
XIII.	DEAF-MUTES, BY AGE	402
XIV.	THE BLIND, BY AGE	410
XV.	LEPERS, BY AGE	418
XVII—A.	OCCUPATIONS, BY AGE, SHOWING THE MEANS OF LIVELIHOOD OF ALL PERSONS IN TOWNS AND RURAL AREAS	441
XVII—B.	OCCUPATIONS—TERRITORIAL DISTRIBUTION BY DIVISIONS AND DISTRICTS	527
XVII—C.	OCCUPATIONS COMBINED WITH AGRICULTURE	835

N.B.—Pages 427 to 440 Cancelled.

This content downloaded from
14.194.219.90 on Fri, 09 Feb 2024 06:46:19 +00:00
All use subject to https://about.jstor.org/terms



This content downloaded from
14.194.219.90 on Fri, 09 Feb 2024 06:46:19 +00:00
All use subject to https://about.jstor.org/terms

TABLE I.

Area, Houses and Population.

This table shows for each district, the area, the number of municipal towns and villages, the number of occupied houses, and the total urban and rural population, male and female. These statistics are also totalled for the Administrative Divisions and Subordinate Provinces of the Lieutenant-Governorship of Bengal. Similar figures are given for the Feudatory States attached to that jurisdiction.

This content downloaded from
14.194.219.90 on Fri, 09 Feb 2024 06:46:19 +00:00
All use subject to https://about.jstor.org/terms



This content downloaded from
14.194.219.90 on Fri, 09 Feb 2024 06:46:19 +00:00
All use subject to https://about.jstor.org/terms

TABLE II.

Variation in the enumerated District Populations since last Census.

This table compares the population of 1891 with that of 1881, but it is to be observed that the latter is occasionally more or less than the figures printed in the Census Report of 1881. The statistics in the present table give the population of 1881 for the district area of 1891. In several districts transfers of jurisdiction have taken place during the ten years, and in order to maintain accuracy of comparison, the population of the added or subtracted areas have been added to, or subtracted from, the district population of 1881, as returned in that year.

List of Districts, in which the external boundaries have been altered since 1881 :—

Bardwan.
Birbhum.
Midnapur.
Hugli.
Nadia.
Rajshahi.
Bogra.
Pabna.
Darjeeling.
Jalpaiguri.
Dacca.
Faridpur.
Maimansingh.
Tippera.
Patna.
Shahabad.
Darbhanga.
Saran.
Bhagalpur.
Monghyr.
Purnea.
Malda.
Santal Parganas.
Cuttack.
Puri.

This content downloaded from
14.194.219.90 on Fri, 09 Feb 2024 06:46:19 +00:00
All use subject to https://about.jstor.org/terms

TABLE II.

Variation in the enumerated District Population since last Census.

District.	Total.			Males.			Females.		
	1891.	1881.	Variation.	1891.	1881.	Variation.	1891.	1881.	Variation.
BARDWAN DIVISION.									
Bardwan	1,391,880	1,394,220	— 2,340	682,672	669,455	+ 13,217	709,008	724,765	— 15,757
Bankura	1,069,668	1,041,752	+ 27,916	526,941	507,136	+ 19,805	543,727	534,616	+ 9,111
Birbhum	797,933	792,031	+ 5,902	389,639	380,403	+ 9,236	408,194	411,628	— 3,434
Midnapur	2,631,516	2,515,565	+ 115,951	1,308,100	1,243,195	+ 64,905	1,323,416	1,272,350	+ 51,066
Hugli	1,076,710	1,015,005	+ 61,705	529,139	490,031	+ 39,108	547,571	520,974	+ 27,597
Howrah	721,211	635,381	+ 85,830	364,890	316,479	+ 48,411	356,321	318,902	+ 37,419
Total ...	7,688,818	7,393,954	+ 294,864	3,800,581	3,606,699	+ 193,882	3,888,237	3,787,235	+ 100,982
PRESIDENCY DIVISION.									
24-Parganas	1,892,033	2,303,078	+ 270,515	989,278	1,264,247	+ 171,777	902,755	1,038,831	+ 98,738
Calcutta	681,560			446,746			234,814		
Nadia	1,644,108	1,662,795	— 18,687	802,147	809,392	— 7,245	841,961	853,803	— 11,842
Jessor	1,888,827	1,939,375	— 50,548	941,334	959,271	— 17,937	947,493	980,104	— 32,611
Murshidabad	1,250,946	1,226,790	+ 24,156	605,665	586,483	+ 19,182	645,281	640,307	+ 4,974
Khulna	1,177,652	1,079,948	+ 97,704	617,681	568,402	+ 49,279	559,971	511,548	+ 48,423
Total ...	8,535,126	8,211,986	+ 323,140	4,403,151	4,187,795	+ 215,356	4,131,975	4,024,191	+ 107,784
RAJSHAHI DIVISION.									
Dinajpur	1,555,835	1,514,346	+ 41,489	812,047	782,292	+ 29,755	743,788	732,054	+ 11,734
Rajshahi	1,313,336	1,331,171	— 17,835	654,338	656,427	— 2,089	658,998	674,744	— 15,746
Rangpur	2,065,464	2,097,964	— 32,500	1,061,812	1,067,701	— 5,889	1,003,652	1,030,263	— 26,611
Bogra	817,494	734,751	+ 82,743	418,916	372,863	+ 46,053	398,578	361,888	+ 36,690
Pabna	1,362,392	1,311,728	+ 50,664	677,911	649,311	+ 29,600	684,481	663,417	+ 21,064
Darjeeling	223,314	155,645	+ 67,669	123,046	89,351	+ 33,695	100,268	66,294	+ 33,974
Jalpaiguri	681,352	581,096	+ 100,256	364,659	305,152	+ 59,507	316,693	275,943	+ 40,749
Total ...	8,019,187	7,726,701	+ 292,486	4,112,729	3,922,097	+ 190,632	3,906,458	3,804,604	+ 101,854
DACCA DIVISION.									
Dacca	2,420,656	2,113,005	+ 307,651	1,200,583	1,032,118	+ 168,465	1,220,073	1,080,887	+ 139,186
Faridpur	1,797,320	1,636,785	+ 160,535	893,091	808,569	+ 84,522	904,229	828,216	+ 76,013
Bakharganj	2,153,965	1,900,889	+ 253,076	1,104,443	973,479	+ 130,964	1,049,522	927,410	+ 122,112
Maimansingh	3,472,186	3,055,237	+ 416,949	1,788,616	1,555,005	+ 233,611	1,683,570	1,500,232	+ 183,338
Total ...	9,844,127	8,705,916	+ 1,138,211	4,986,733	4,369,171	+ 617,562	4,857,394	4,336,745	+ 520,649
CHITTAGONG DIVISION.									
Chittagong	1,290,167	1,132,341	+ 157,826	615,868	531,649	+ 84,219	674,299	600,692	+ 73,607
Noakhali	1,009,693	820,772	+ 188,921	508,727	415,248	+ 93,479	500,966	405,524	+ 95,442
Tippera	1,782,935	1,514,361	+ 268,574	911,799	768,450	+ 143,349	871,136	743,911	+ 127,225
Chittagong Hill Tracts	107,286	101,597	+ 5,689	59,566	56,546	+ 3,020	47,720	45,051	+ 2,669
Total ...	4,190,081	3,569,071	+ 621,010	2,095,960	1,771,893	+ 324,067	2,094,121	1,797,178	+ 296,943
TOTAL BENGAL PROPER	38,277,339	35,607,628	+ 2,669,711	19,399,154	17,857,655	+ 1,541,499	18,878,185	17,749,973	+ 1,128,212
PATNA DIVISION.									
Patna	1,789,004	1,751,834	+ 17,170	885,732	856,620	+ 9,112	903,272	895,214	+ 8,058
Gaya	2,138,331	2,124,682	+ 13,649	1,045,011	1,043,441	+ 1,570	1,093,320	1,081,241	+ 12,079
Shahabad	2,063,337	1,952,647	+ 110,690	990,799	944,456	+ 46,343	1,072,538	1,008,191	+ 64,347
Darbhanga	2,801,955	2,630,496	+ 171,459	1,370,985	1,294,329	+ 76,656	1,430,970	1,336,167	+ 94,803
Muzaffarpur	2,711,445	2,582,060	+ 129,385	1,305,374	1,265,731	+ 39,643	1,406,071	1,316,329	+ 89,742
Saran	2,467,477	2,297,666	+ 169,811	1,133,926	1,091,522	+ 42,404	1,333,551	1,206,144	+ 127,407
Champaran	1,859,465	1,721,608	+ 137,857	936,135	870,627	+ 65,508	923,330	850,981	+ 72,349
Total ...	15,811,014	15,060,993	+ 750,021	7,647,962	7,366,726	+ 281,236	8,163,052	7,694,267	+ 468,785

This content downloaded from
14.194.219.90 on Fri, 09 Feb 2024 06:46:19 +00:00
All use subject to https://about.jstor.org/terms

TABLE II—*concluded.*

District.	Total.			Males.			Females.		
	1891.	1881.	Variation.	1891.	1881.	Variation.	1891.	1881.	Variation.
BHAGALPUR DIVISION.									
Bhagalpur	2,032,696	1,967,635	+ *65,061*	1,004,865	979,705	+ *25,160*	1,027,831	987,930	+ *39,901*
Monghyr	2,036,021	1,969,950	+ *66,071*	987,072	969,238	+ *17,834*	1,048,949	1,000,712	+ *48,237*
Purnea	1,944,658	1,849,073	+ *95,585*	993,496	937,420	+ *56,076*	951,162	911,653	+ *39,509*
Malda	814,919	711,487	+ *103,432*	399,917	347,508	+ *52,409*	415,002	363,979	+ *51,023*
Santal Parganas ...	1,754,196	1,[illegible]	+ *186,230*	870,567	785,239	+ *85,328*	883,629	782,727	+ *100,902*
Total ...	8,582,490	8,[illegible],111	+ *516,379*	4,255,917	4,019,150	+ *236,807*	4,326,578	4,047,001	+ *279,572*
TOTAL BIHAR ...	24,393,504	23,127,104	+1,266,400	11,903,879	11,385,836	+ 518,043	12,489,625	11,741,268	+ 748,357
ORISSA DIVISION.									
Cuttack	1,937,671	1,795,[illegible]	+ *142,606*	940,557	877,702	+ *62,855*	997,114	917,363	+ *79,751*
Puri	944,998	[illegible]	+ *56,406*	474,530	446,660	+ *27,870*	470,468	441,932	+ *28,536*
Balasor	994,625	945,[illegible]	+ *49,345*	481,638	461,461	+ *20,177*	512,987	483,819	+ *29,168*
Angul and Kandh Mahals ...	170,058	169,[illegible]	+ *9,196*	85,768	81,850	+ *3,918*	84,290	79,012	+ *5,278*
TOTAL ORISSA ...	4,047,352	3,[illegible]	+ *237,553*	1,982,493	1,867,673	+ *114,820*	2,064,859	1,922,126	+ *142,733*
CHUTIA NAGPUR DIVISION.									
Hazaribagh ...	1,164,321	1,194,742	+ *59,579*	566,964	544,903	+ *22,061*	597,357	559,839	+ *37,518*
Lohardaga ...	1,128,885	1,058,169	+ *70,716*	551,873	523,346	+ *28,527*	577,012	534,823	+ *42,189*
Manbhum ...	1,193,328	1,058,228	+ *135,100*	593,199	525,328	+ *67,871*	600,129	532,900	+ *67,229*
Singhbhum ...	545,488	453,775	+ *91,713*	271,417	226,681	+ *44,736*	274,071	227,094	+ *46,977*
Palamau	596,770	551,075	+ *45,695*	294,320	273,311	+ *21,009*	302,450	277,764	+ *24,686*
TOTAL CHUTIA NAGPUR	4,628,792	4,225,989	+ *402,803*	2,277,773	2,093,569	+ *184,204*	2,351,019	2,132,420	+ *218,599*
TOTAL FOR BRITISH TERRITORY	71,346,987	66,750,520	+4,596,467	35,563,299	33,204,733	+2,358,566	35,783,688	33,545,787	+2,237,901
Kuch Bihar ...	578,868	602,624	− *23,756*	302,457	311,678	− *9,221*	276,411	290,946	− *14,535*
Orissa Tributary States	1,696,710	1,410,183	+ *286,527*	849,450	712,535	+ *136,915*	847,260	697,648	+ *149,612*
Chutia Nagpur Tributary States	883,359	678,002	+ *205,357*	449,683	345,238	+ *104,445*	433,676	332,764	+ *100,912*
Hill Tippera	137,442	95,637	+ *41,805*	71,598	51,458	+ *20,138*	65,846	44,179	+ *21,667*
TOTAL FOR THE FEUDATORY STATES ...	3,296,379	2,786,446	+ 509,933	1,673,186	1,420,909	+ 252,277	1,623,193	1,365,537	+ 257,656
Sikkim ...	30,458	.....	.....	.....	.....	.....	.....	.....	.....
British subjects in French Chandranagar ...	4,913	853	+ *4,060*	2,922	670	+ *2,252*	1,991	183	+ *1,808*

This content downloaded from
14.194.219.90 on Fri, 09 Feb 2024 06:46:19 +00:00
All use subject to https://about.jstor.org/terms



This content downloaded from
14.194.219.90 on Fri, 09 Feb 2024 06:46:19 +00:00
All use subject to https://about.jstor.org/terms

TABLE III.

Towns and Villages classified by population.

This content downloaded from
14.194.219.90 on Fri, 09 Feb 2024 06:46:19 +00:00
All use subject to https://about.jstor.org/terms

TABLE

TOWNS AND VILLAGES

DISTRICT.	Total number of Towns and Villages.	Total Population.	1—199		200—499		500—999		1,000—1,999	
			Number.	Population.	Number.	Population.	Number.	Population.	Number.	Population.
BARDWAN DIVISION.										
Bardwan	3,560	1,391,880	1,596	174,159	1,236	419,313	531	422,947	165	238,960
Bankura	5,497	1,069,668	3,910	331,355	1,206	365,525	302	199,429	65	90,098
Birbhum	3,193	797,833	1,869	186,017	975	307,530	268	175,784	68	87,951
Midnapur	14,934	2,631,516	11,094	917,689	2,877	862,737	768	486,603	167	222,325
Hugli	2,582	1,076,710	1,361	202,359	658	277,144	506	381,638	27	43,821
Howrah	1,335	721,211	471	53,008	488	162,688	250	171,655	101	134,804
Total ...	31,101	7,688,818	20,301	1,864,677	7,440	2,394,937	2,625	1,838,056	593	817,959
PRESIDENCY DIVISION.										
24-Parganas	5,765	1,892,033	2,429	296,247	2,319	628,529	769	394,005	222	105,546
Calcutta	1	681,560	...	.....	...	.....	...	.....	...	.....
Nadia	2,982	1,644,108	884	1,541	1,093	439,648	653	646,216	291	323,352
Jessor	4,851	1,888,827	1,692	199,075	1,984	582,164	911	623,479	236	311,905
Murshidabad	3,627	1,250,946	1,661	165,251	1,380	461,439	445	317,953	119	169,918
Khulna	3,209	1,177,652	1,448	225,305	1,083	360,905	501	321,075	173	245,173
Total ...	20,435	8,535,126	8,114	887,419	7,859	2,472,685	3,279	2,302,728	1,041	1,244,894
RAJSHAHI DIVISION.										
Dinajpur	7,678	1,555,835	4,815	488,057	2,289	637,329	454	235,033	106	146,727
Rajshahi	5,219	1,313,336	2,982	310,103	1,678	541,402	461	325,308	92	96,893
Rangpur	3,537	2,065,464	1,110	147,430	1,260	391,771	601	401,188	333	444,026
Bogra	4,223	817,494	2,855	257,949	1,089	332,760	221	142,705	54	68,709
Pabna	3,892	1,362,392	1,696	216,556	1,432	451,919	564	372,583	178	231,319
Darjeeling	1,319	223,314	1,107	133,868	186	50,193	18	14,233	5	5,284
Jalpaiguri	3,331	681,352	1,495	192,015	1,830	476,003	5	5,052	...	.....
Total ...	29,197	8,019,187	16,060	1,747,176	9,764	2,881,377	2,324	1,494,102	768	993,558
DACCA DIVISION.										
Dacca	6,813	2,420,656	3,613	384,177	1,982	675,863	843	660,855	280	371,554
Faridpur	4,403	1,797,320	1,742	200,865	1,538	496,150	764	492,336	303	401,468
Bakharganj	4,708	2,153,965	1,952	169,150	1,428	475,058	834	604,282	380	499,662
Maimansingh	7,959	3,472,186	2,527	508,208	3,655	1,258,053	1,273	905,466	423	535,081
Total ...	23,883	9,844,127	9,834	1,253,460	8,603	2,905,124	3,704	2,662,939	1,386	1,807,765
CHITTAGONG DIVISION.										
Chittagong	1,234	1,290,167	237	28,583	339	116,585	255	187,160	221	318,543
Noakhali	2,625	1,009,693	1,388	113,735	674	262,739	354	230,989	134	180,924
Tippera	6,318	1,782,935	3,526	364,859	1,885	560,340	638	442,326	210	277,742
Chittagong Hill Tracts ...	1,029	107,286	933	74,107	89	27,385	6	4,114	1	1,680
Total ...	11,206	4,190,081	6,104	581,284	2,987	967,049	1,253	864,589	566	778,889
TOTAL, BENGAL PROPER	115,822	38,277,339	60,413	6,334,016	36,646	11,621,162	13,185	9,162,414	4,354	5,643,065
PATNA DIVISION.										
Patna	4,663	1,769,004	1,893	224,664	2,015	603,859	568	384,184	155	263,283
Gaya	10,095	2,138,331	6,529	595,524	2,612	808,890	748	423,508	185	160,282
Shahabad	4,883	2,063,337	2,012	239,333	1,808	575,409	702	513,714	267	363,835
Darbhanga	3,890	2,801,955	654	86,003	1,344	474,818	1,080	760,822	624	846,988
Muzuffarpur	4,104	2,711,445	921	102,327	1,410	541,031	1,067	701,856	523	710,105
Saran	4,296	2,467,477	1,031	117,630	1,637	555,163	1,088	738,251	428	617,607
Champaran	5,117	1,859,465	2,097	231,933	2,164	620,211	644	570,830	173	286,329
Total ...	37,048	15,811,014	15,137	1,597,414	12,990	4,179,381	5,897	4,093,165	2,355	3,188,329

This content downloaded from
14.194.219.90 on Fri, 09 Feb 2024 06:46:19 +00:00
All use subject to https://about.jstor.org/terms

III.

CLASSIFIED BY POPULATION.

2,000—2,999		3,000—4,999		5,000—9,999		10,000—14,999		15,000—19,999		20,000—49,999		50,000 AND OVER.	
Number.	Population.	Number.	Population.	Number.	Population.	Number.	Population.	Number.	Population.	Number.	Population.	Number.	Population.
26	63,521	1	3,208	3	21,523	1	13,772	...	...	1	34,477	...	...
8	19,285	2	6,601	1	6,980	1	13,402	2	36,933	...	...	...	...
9	19,438	3	13,632	1	7,481	...	...	...	...	...	...	...	...
16	37,182	5	15,095	3	22,297	3	35,334	...	...	1	32,264	...	...
22	47,955	...	...	5	36,401	...	...	1	18,380	2	69,012	...	...
16	37,748	7	27,912	...	...	...	...	1	16,700	...	...	1	116,606
97	225,129	18	66,448	13	94,682	5	62,508	4	72,013	4	135,753	1	116,606
16	34,076	2	8,858	3	24,691	4	45,117	1	15,109	6	180,213	1	69,642
...	...	...	...	...	...	...	...	...	...	...	...	1	681,560
52	121,351	1	3,421	4	29,109	2	24,533	...	...	2	55,937	...	...
25	140,949	1	4,451	2	17,804	...	...	...	...	...	...	...	...
11	30,697	7	25,672	1	9,794	1	11,131	...	...	2	59,091	...	...
1	2,593	...	...	3	22,601	...	...	...	...	...	...	...	...
105	338,666	11	42,402	13	103,999	7	80,781	1	15,109	10	295,241	2	751,202
8	26,403	3	9,482	...	...	1	12,204	...	...	...	...	...	...
4	9,038	...	...	1	9,185	...	...	...	...	1	21,407	...	...
134	289,595	82	260,786	16	115,852	1	14,216	...	...	...	...	...	...
2	4,850	1	3,937	1	6,584	...	...	...	...	...	...	...	...
18	41,706	2	8,556	...	...	...	...	1	16,486	1	23,267	...	...
1	2,071	1	3,522	...	...	1	14,145	...	...	...	...	...	...
...	...	...	...	1	9,682	...	...	...	...	...	...	...	...
167	373,663	89	286,283	19	141,303	3	40,565	1	16,486	2	44,674	...	...
70	123,096	18	54,978	4	25,835	1	14,263	1	17,715	...	...	1	82,321
44	104,052	18	62,981	2	14,922	2	24,546	...	...	...	...	...	...
78	235,603	30	125,134	4	26,348	1	12,246	1	15,482	...	...	...	...
73	171,527	1	4,023	2	19,220	3	36,287	2	33,361	...	...	...	...
265	634,278	67	258,016	12	86,325	7	87,341	4	66,558	...	...	1	82,321
99	244,064	52	198,150	30	173,013	...	...	...	...	1	24,069	...	...
45	110,062	29	105,765	1	5,479	...	...	...	...	...	...	...	...
22	53,778	15	51,204	...	...	1	14,680	1	18,006	...	...	...	...
...	...	...	...	...	...	...	...	...	...	...	...	...	...
166	407,904	96	355,119	31	178,492	1	14,680	1	18,006	1	24,069	...	...
800	1,979,640	281	1,008,268	88	604,801	23	285,935	11	168,172	17	499,737	4	950,129
21	56,608	7	26,709	...	...	1	12,363	...	...	2	93,143	1	165,192
17	43,508	1	4,853	1	9,851	1	11,533	...	...	...	...	1	80,383
66	162,161	20	72,155	2	10,531	2	22,691	2	33,890	2	69,618	...	...
127	299,388	52	191,109	6	40,835	1	10,887	1	17,544	...	...	1	73,561
106	250,378	73	313,861	1	8,715	1	12,493	...	...	2	70,679	...	...
68	188,682	33	121,372	8	40,338	1	13,473	1	17,709	...	...	1	57,353
24	58,536	12	48,945	1	6,793	1	13,108	...	...	1	22,780	...	...
429	1,059,261	198	779,004	19	117,063	8	96,547	4	69,143	7	255,219	4	376,488

This content downloaded from
14.194.219.90 on Fri, 09 Feb 2024 06:46:19 +00:00
All use subject to https://about.jstor.org/terms

TABL

District.	Total number of Towns and Villages.	Total Population.	1—199		200—499		500—999		1,000—1,999	
			Number.	Population.	Number.	Population.	Number.	Population.	Number.	Population.
BHAGALPUR DIVISION.										
Bhagalpur	5,067	2,032,696	*2,534*	160,593	*1,288*	421,521	*729*	508,278	*391*	530,903
Monghyr	3,867	2,036,021	*1,005*	126,505	*1,545*	437,851	*827*	608,468	*381*	508,417
Purnea	5,994	1,944,658	*2,365*	259,023	*2,618*	847,406	*766*	508,342	*223*	250,265
Malda	3,248	814,919	*1,999*	187,929	*874*	275,422	*283*	191,673	*72*	99,894
Santal Parganas	11,266	1,754,196	*8,507*	731,154	*2,203*	443,412	*458*	404,913	*86*	121,794
Total ...	29,442	8,582,490	*16,410*	1,465,204	*8,528*	2,425,612	*3,063*	2,221,674	*1,153*	1,510,433
TOTAL, BIHAR ...	66,490	24,393,504	31,547	3,062,618	21,518	6,604,993	8,960	6,314,839	3,508	4,698,782
ORISSA DIVISION.										
Cuttack	5,429	1,937,671	*2,097*	259,441	*2,346*	808,051	*790*	475,437	*173*	238,360
Puri	5,000	644,998	*3,405*	279,058	*1,275*	389,745	*264*	178,758	*53*	67,973
Balasor	6,311	994,625	*4,771*	392,458	*1,249*	371,986	*251*	163,421	*37*	40,173
Angul and Kandh Mahals	1,443	170,058	*1,187*	65,575	*197*	60,776	*50*	33,560	*9*	10,147
TOTAL, ORISSA ...	18,183	4,047,352	*11,460*	1,027,132	*5,067*	1,630,558	*1,355*	846,176	*272*	356,652
CHUTIA NAGPUR DIVISION.										
Hazaribagh	8,087	1,164,321	*6,423*	460,651	*1,330*	406,670	*275*	180,480	*51*	68,256
Lohardaga	3,578	1,128,885	*1,568*	185,483	*1,445*	448,487	*443*	305,409	*107*	131,181
Manbhum	8,317	1,193,328	*6,331*	475,907	*1,496*	463,901	*430*	155,708	*52*	63,597
Singhbhum	2,877	645,488	*1,910*	170,421	*778*	240,548	*163*	97,150	*24*	27,901
Palamau	3,901	696,770	*2,344*	221,415	*1,422*	254,203	*106*	72,203	*24*	30,741
TOTAL, CHUTIA NAGPUR	26,760	4,628,792	*18,576*	1,513,877	*6,471*	1,813,809	*1,418*	810,950	*258*	321,676
TOTAL FOR BRITISH TERRITORY	227,255	71,346,987	121,996	11,937,643	69,702	21,670,522	24,918	17,134,379	8,392	11,020,155
Kuch Bihar	1,154	578,868	*438*	48,403	*343*	115,918	*232*	161,491	*111*	149,750
Orissa Tributary States ...	11,385	1,696,710	*8,797*	693,462	*2,116*	636,993	*397*	230,702	*64*	84,135
Chutia Nagpur Tributary States	4,678	883,359	*3,083*	270,504	*1,259*	370,901	*288*	179,838	*45*	52,628
TOTAL FOR FEUDATORY STATES ...	17,217	3,158,937	12,320	1,010,369	*3,718*	1,123,812	*917*	592,031	*220*	286,513
Hill Tipperah	.....	137,442								
Sikkim	.....	30,458								Figures not

This content downloaded from
14.194.219.90 on Fri, 09 Feb 2024 06:46:19 +00:00
All use subject to https://about.jstor.org/terms

LIII—*concluded.*

2,000—2,999		3,000—4,999		5,000—9,999		10,000—14,999		15,000—19,999		20,000—49,999		50,000 AND OVER.	
Number.	Population.	Number.	Population.	Number.	Population.	Number.	Population.	Number.	Population.	Number.	Population.	Number.	Population.
84	198,089	39	139,301	1	5,145	...	.....	...	.....	...	.....	1	69,106
50	182,902	26	87,393	1	9,319	...	.....	1	18,089	...	.....	1	57,077
18	43,722	2	12,879	1	8,466	1	14,555	...	.....	...	.....	...	.....
18	42,005	1	4,178	...	.....	1	13,818	...	.....	...	.....	...	.....
6	17,275	4	15,684	1	8,667	1	11,297	...	.....	...	.....	...	.....
206	484,593	72	259,435	4	31,597	3	39,670	1	18,089	...	.....	2	126,183
635	1,543,854	270	1,038,439	23	148,660	11	136,217	5	87,232	7	255,219	6	502.671
17	38,775	3	10,792	...	.....	1	11,992	1	17,647	1	47,186	...	.....
2	5,071	...	.....	...	.....	...	.....	...	.....	1	28,794	...	.....
2	5,812	...	.....	...	.....	...	.....	...	.....	1	20,775	...	.....
...	.....	...	.....	...	.....	...	.....	...	.....	...	.....	...	.....
21	49,658	3	10,782	...	.....	1	11,992	1	17,647	3	96,755	...	.....
2	4,937	3	10,140	1	5,732	1	10,783	1	16,672	...	.....	...	.....
11	25,953	1	4,956	1	7,110	...	.....	...	.....	1	20,306	...	.....
5	10,981	1	4,890	1	6,216	1	12,128	...	.....	...	.....	...	.....
1	2,618	...	.....	1	6,850	...	.....	...	.....	...	.....	...	.....
2	5,500	2	7,515	1	5,193	...	.....	...	.....	...	.....	...	.....
21	49,989	7	27,501	5	31,101	2	22,911	1	16,672	1	20,306	...	.....
1,477	3,623,141	561	2,084,990	116	784,562	37	457,055	18	309,723	28	872,017	10	1,452,880
21	50,334	4	13,151	4	30,330	1	11,491	...	.....	...	.....	...	.....
3	7,694	5	18,672	1	5,051	...	.....	...	.....	...	.....	...	.....
1	2,754	2	16,734	...	.....	...	.....	...	.....	...	.....	...	.....
25	60,783	11	38,557	5	35,381	1	11,491	...	.....	...	.....	...	.....

available.

This content downloaded from
14.194.219.90 on Fri, 09 Feb 2024 06:46:19 +00:00
All use subject to https://about.jstor.org/terms



This content downloaded from
14.194.219.90 on Fri, 09 Feb 2024 06:46:19 +00:00
All use subject to https://about.jstor.org/terms

TABLE IV.

POPULATION OF MUNICIPAL TOWNS COMPARED WITH THE PRECEDING CENSUS.

Statement shewing the variation of population in Towns with more than 20,000 inhabitants.

TOWN.	TOTAL POPULATION.		
	1891.	1881.	Variation.
1. *Patna City*	165,192	170,654	– 5,462
2. *Howrah*	116,606	105,206	+ 11,400
3. *Dacca*	82,321	79,076	+ 3,245
4. *Gaya*	80,383	76,415	+ 3,968
5. *Darbhanga*	73,561	65,955	+ 7,606
6. *Bhagalpur*	69,106	68,238	+ 868
7. *Chapra*	57,352	51,670	+ 5,682
8. *Monghyr*	57,077	55,372	+ 1,705
9. *Muzaffarpur*	49,192	42,460	+ 6,732
10. *Bihar*	47,723	48,968	– 1,245
11. *Cuttack*	47,186	42,656	+ 4,530
12. *Arrah*	46,905	42,998	+ 3,907
13. *Dinapur*	44,419	37,893	+ 6,526
14. *Serampur*	35,952	25,559	+ 10,393
15. *Agarpara or South Barrackpur, including Barrackpur Cantonment.*	35,647	30,317	+ 5,330
16. *Murshidabad*	35,576	39,231	– 3,655
17. *Bardwan*	34,477	34,080	+ 397
18. *Baranagar*	34,278	29,982	+ 4,296
19. *Hugli and Chinsura* ...	33,060	31,177	+ 1,883
20. *Midnapur*	32,264	33,560	– 1,296
21. *Santipur*	30,437	29,687	+ 750
22. *Naihati*	29,724	21,533	+ 8,191
23. *Puri*	28,794	22,095	+ 6,699
24. *Krishnanagar*	25,500	27,477	– 1,977
25. *Chittagong*	24,069	20,969	+ 3,100
26. *Bahrampur*	23,515	23,605	– 90
27. *Sirajganj*	23,267	21,037	+ 2,230
28. *Betia*	22,780	21,263	+ 1,517
29. *Sasaram*	22,713	21,818	+ 895
30. *Hajipur*	21,487	25,078	– 3,591
31. *Rampur Boalia*	21,407	19,228	+ 2,179
32. *Nawabganj or North Barrackpur.*	20,980	17,702	+ 3,278
33. *Balasor*	20,775	20,265	+ 510
34. *Ranchi*	20,306	18,443	+ 1,863

Calcutta and the Suburban Municipalities are omitted, because changes in their areas render comparison between the two censuses impossible.

This content downloaded from 14.194.219.90 on Fri, 09 Feb 2024 06:46:19 +00:00
All use subject to https://about.jstor.org/terms

TABLE IV.

Population of Municipal Towns compared with the preceding Census.

Town.	District.	Total Population.			Males.			Females.			Remarks.
		1891.	1881.	Variation.	1891.	1881.	Variation.	1891.	1881.	Variation.	
1. Bardwan	Bardwan	34,477	34,080	+ 397	18,527	18,063	+ 464	15,950	16,017	− 67	
2. Baniganj	ditto	13,772	10,792	+ 2,980	7,983	6,124	+ 1,859	5,789	4,668	+ 1,121	
3. Kalna	ditto	9,680	10,463	− 783	4,774	4,876	− 102	4,906	5,587	− 681	
4. Katwa	ditto	6,699	6,820	− 121	3,139	3,016	+ 123	3,560	3,804	− 244	
5. Dainhat	ditto	5,144	5,789	− 645	2,430	2,702	− 272	2,714	3,087	− 373	
1. Bankura	Bankura	18,743	18,747	− 4	9,282	9,376	− 94	9,461	9,371	+ 90	
2. Bishnupur	ditto	18,190	18,863	− 673	8,824	8,954	− 130	9,366	9,909	− 543	
3. Sonamukhi	ditto	13,462	5,590	+ 7,872	6,255	2,648	+ 3,607	7,207	2,942	+ 4,265	
1. Suri	Birbhum	7,481	7,848	− 367	3,837	3,982	− 145	3,644	3,866	− 222	
1. Midnapur	Midnapur	32,264	33,560	− 1,296	16,253	16,927	− 674	16,011	16,633	− 622	
2. Ghatal	ditto	13,942	12,638	+ 1,304	6,976	6,261	+ 715	6,966	6,377	+ 589	
3. Chandrakona	ditto	11,309	12,257	− 948	5,626	6,059	− 433	5,683	6,198	− 515	
4. Kharwar	ditto	10,083	.....	+ 10,083	5,128	.....	+ 5,128	4,955	.....	+ 4,955	Constituted a municipality on 1st April 1888.
5. Ramjibanpur	ditto	9,977	10,909	− 939	4,855	5,199	− 344	5,122	5,710	− 588	
6. Tamluk	ditto	6,612	6,044	+ 568	3,391	2,952	+ 439	3,221	3,092	+ 129	
7. Khirpai	ditto	5,708	6,295	− 587	2,808	3,098	− 290	2,900	3,197	− 297	
1. Serampur	Hugli	35,952	25,559	+ 10,393	20,200	13,137	+ 7,063	15,752	12,422	+ 3,330	
2. Hugli and Chinsura	ditto	33,060	31,177	+ 1,883	17,018	15,382	+ 1,636	16,042	15,795	+ 247	
3. Baidyabati	ditto	18,380	14,477	+ 3,903	9,995	7,553	+ 2,442	8,385	6,924	+ 1,461	
4. Bhadreswar	ditto	9,639	9,241	+ 398	5,229	4,536	+ 693	4,410	4,705	− 295	
5. Jahanabad	ditto	8,326	10,507	− 2,181	4,153	5,041	− 888	4,173	5,466	− 1,293	
6. Bansbaria	ditto	6,783	7,031	− 248	3,266	3,321	− 55	3,517	3,710	− 193	
7. Uttarpara	ditto	6,489	5,307	+ 1,182	3,731	2,843	+ 888	2,758	2,464	+ 294	
8. Kotrang	ditto	5,164	5,747	583	2,740	3,149	− 409	2,424	2,598	− 174	
1. Howrah	Howrah	116,606	105,206	+ 11,400	70,477	60,634	+ 9,843	46,129	44,572	+ 1,557	
2. Bally	ditto	16,700	7,037	+ 9,663	9,515	3,373	+ 6,142	7,185	3,664	+ 3,521	

This content downloaded from 14.194.219.90 on Fri, 09 Feb 2024 06:46:19 +00:00
All use subject to https://about.jstor.org/terms

1. Calcutta	Calcutta and Suburbs.	681,560				448,748			234,814					
2. Cossipur and Chitpur ...	ditto	31,423	684,658	+	56,486	19,424	436,022	+	46,566	11,999	248,636	+	9,920	
3. Maniktala	ditto	28,161				16,418				11,743				
1. South Suburban	24-Parganas ...	69,642	51,638	+	17,994	37,794	26,400	+	11,394	31,848	25,238	+	6,590	
2. Agarpara or South Barrackpur, including Barrackpur Cantonment.	ditto	35,647	30,317	+	5,330	20,370	15,797	+	4,573	15,277	14,520	+	757	
3. Baranagar or North Suburban.	ditto	34,278	29,982	+	4,296	18,797	15,920	+	2,877	15,481	14,062	+	1,419	
4. Naihati	ditto	29,724	21,533	+	8,191	16,020	10,655	+	5,365	13,704	10,878	+	2,826	
5. Nawabganj or North Barrackpur.	ditto	20,980	17,702	+	3,278	11,986	9,550	+	2,436	8,994	8,152	+	842	
6. Basirhat	ditto	15,109	14,843	+	266	7,293	7,098	+	195	7,816	7,745	+	71	
7. Baduria	ditto	12,744	12,981	−	237	6,235	6,236	−	1	6,509	6,745	−	236	
8. South Dum-Dum	ditto	11,037	14,108	−	3,071	6,083	8,156	−	2,073	4,954	5,952	−	998	
9. Rajpur	ditto	10,940	10,576	+	364	5,341	5,101	+	240	5,599	5,475	+	124	
10. North Dum-Dum, including Dum-Dum Cantonment.	ditto	10,396	5,201	+	5,195	6,380	2,659	+	3,721	4,016	2,542	+	1,474	
11. Barasat	ditto	9,754	10,533	−	779	4,862	5,321	−	459	4,892	5,212	−	320	
12. Jainagar	ditto	8,233	7,685	+	548	4,038	3,670	+	368	4,195	4,015	+	180	
13. Gobardanga	ditto	6,704	6,154	+	550	3,303	2,822	+	481	3 401	3,332	+	69	
14. Taki	ditto	4,936	5,120	−	184	2,363	2,487	−	124	2,573	2,633	−	60	
15. Barulpur	ditto	3,922	3,742	+	180	2,001	1,895	+	106	1,921	1,847	+	74	
1. Santipur	Nadia	30,437	29,687	+	750	14,000	13,708	+	292	16,437	15,979	+	458	
2. Krishnanagar	ditto	25,500	27,477	−	1,977	12,444	13,263	−	819	13,056	14,214	−	1,158	
3. Nabadwip	ditto	13,334	14,105	−	771	6,156	6,150	+	6	7,178	7,955	−	777	
4. Kushtia	ditto	11,199	9,717	+	1,482	5,860	4,778	+	1,082	5,339	4,939	+	400	
5. Chakdaha	ditto	8,618	8,989	−	371	4,608	4,467	+	141	4,010	4,522	−	512	
6. Ranaghat	ditto	8,506	8,683	−	177	4,082	4,028	+	54	4,424	4,655	−	231	
7. Kumarkhali	ditto	6,165	6,041	+	124	2,851	2,727	+	124	3,314	3,314	.....	.....	
8. Mihrpur	ditto	5,820	5,731	+	89	2,837	2,713	+	124	2,983	3,018	−	35	
9. Birnagar	ditto	3,421	4,321	−	900	1,569	1,947	−	378	1,852	2,374	−	522	
1. Kotchandpur	Jessor	9,502	9,231	+	271	5,175	4,974	+	201	4,327	4,257	+	70	
2. Jessor	ditto	8,302	8,495	−	193	5,040	4,830	+	210	3,262	3,665	−	403	
3. Mahespur	ditto	4,451	3,105	+	1,346	2,118	1,437	+	681	2,333	1,668	+	665	
1. Khulna	Khulna	8,667	.....	+	8,667	4,896	.....	+	4,896	3,771	.....	+	3,771	Constituted a municipality on 1st October 1884.
2. Satkhira	ditto	8,550	8,738	−	188	4,501	4,473	+	28	4,049	4,265	−	216	
3. Debhata	ditto	5,384	5,514	−	130	2,650	2,669	−	19	2,734	2,845	−	111	
4. Chanduria	ditto	2,593	3,445	−	852	1,300	1,701	−	401	1,293	1,744	−	451	

This content downloaded from 14.194.219.90 on Fri, 09 Feb 2024 06:46:19 +00:00
All use subject to https://about.jstor.org/terms

This content downloaded from 14.194.219.90 on Fri, 09 Feb 2024 06:46:19 +00:00
All use subject to https://about.jstor.org/terms

TABLE IV—*continued.*

Town.	District.	Total Population.			Males.			Females.			Remarks.
		1891.	1881.	Variation.	1891.	1881.	Variation.	1891.	1881.	Variation.	
1. Murshidabad City or Lalbagh.	Murshidabad ...	35,576	39,231	− 3,655	18,046	18,901	− 855	17,530	20,330	− 2,800	
2. Bahrampur	ditto	23,515	23,605	− 90	12,260	11,657	+ 603	11,255	11,948	− 693	
3. Kandi	ditto ...	11,131	10,661	+ 470	5,428	5,098	+ 330	5,703	5,563	+ 140	
4. Jangipur	ditto	9,784	10,187	− 393	4,761	4,883	− 122	5,033	5,304	− 271	
1. Dinajpur	Dinajpur	12,204	12,560	− 356	7,228	7,254	− 26	4,976	5,306	− 330	
1. Rampur Boalia	Rajshahi	21,407	19,228	+ 2,179	11,751	10,210	+ 1,541	9,656	9,018	+ 638	
2. Nator	ditto	9,185	9,094	+ 91	4,696	4,517	+ 179	4,489	4,577	− 88	
1. Rangpur	Rangpur	14,216	13,320	+ 896	8,720	8,011	+ 709	5,496	5,309	+ 187	
1. Bogra	Bogra	6,584	6,179	+ 405	3,693	3,480	+ 213	2,891	2,699	+ 192	
2. Sherpur	ditto	3,937	3,967	− 30	2,162	2,071	+ 91	1,775	1,896	− 121	
1. Sirajganj	Pabna	23,267	21,037	+ 2,230	13,090	11,213	+ 1,877	10,177	9,824	+ 353	
2 Pabna	ditto	16,486	15,267	+ 1,219	8,234	7,701	+ 533	8,252	7,566	+ 686	
1. Darjeeling, including Jalapahar Cantonment.	Darjeeling	14,145	7,018	+ 7,127	8,923	4,579	+ 4,344	5,222	2,439	+ 2,783	
2. Kurseong	ditto	3,522	4,033	− 511	2,147	2,643	− 496	1,375	1,390	− 15	
1. Jalpaiguri	Jalpaiguri	9,682	7,936	+ 1,746	6,409	4,961	+ 1,448	3,273	2,975	+ 298	
1. Dacca	Dacca	82,321	79,076	+ 3,245	45,199	41,703	+ 3,496	37,122	37,373	− 251	
2. Narainganj	ditto	17,715	12,508	+ 5,207	12,116	7,558	+ 4,558	5,599	4,950	+ 649	
1. Madaripur	Faridpur	13,772	12,298	+ 1,474	6,978	6,068	+ 910	6,794	6,230	+ 564	
2. Faridpur	ditto	10,774	10,263	+ 511	6,176	5,663	+ 513	4,598	4,600	− 2	
1. Barisal	Bakharganj ...	15,482	13,186	+ 2,296	10,384	8,701	+ 1,683	5,098	4,485	+ 613	
2. Pirozpur	ditto	12,246	2,590	+ 9,656	6,463	1,532	+ 4,931	5,783	1,058	+ 4,725	
3. Jhalokati	ditto	2,365	1,463	+ 902	1,966	1,163	+ 803	399	300	+ 99	
4 Nalchiti	ditto	1,675	1,886	+ 211	1,216	1,464	− 248	459	422	+ 37	
1. Tangail	Maimansingh ...	17,973	18,124	− 151	10,132	8,864	+ 1,268	7,841	9,260	− 1,419	
2. Jamalpur	ditto	15,388	14,727	+ 661	8,192	7,481	+ 711	7,196	7,246	− 50	
3. Kisorganj	ditto	13,988	12,898	+ 1,090	7,163	6,381	+ 782	6,825	6,517	+ 308	

4. Nasirabad	ditto	11,555	10,561	+ 994	8,431	7,623	+ 808	3,124	2,938	+ 186			
5. Sherpur	ditto	10,744	8,710	+ 2,034	6,217	4,831	+ 1,386	4,527	3,879	+ 648			
6. Netrokona	ditto	9,821	.....	+ 9,821	5,615	.....	+ 5,615	4,206	.....	+ 4,206	Constituted a Municipality on 1st January 1887.		
7. Bajitpur	ditto	9,399	4,641	+ 4,758	4,647	2,232	+ 2,415	4,752	2,409	+ 2,343			
8. Mukhtagachha	ditto	4,923	4,295	+ 628	3,224	2,820	+ 404	1,699	1,475	+ 224			
1. Chittagong	Chittagong	24,089	20,969	+ 3,100	14,254	12,180	+ 2,074	9,815	8,789	+ 1,026			
2. Cox's Bazar	ditto	4,347	4,363	— 16	2,027	1,887	+ 140	2,320	2,476	— 156			
1. Noakhali	Noakhali	5,479	5,124	+ 355	3,559	3,410	+ 149	1,920	1,714	+ 206			
1. Brahmanbaria	Tippera	18,006	17,438	+ 568	9,224	8,639	+ 585	8,782	8,799	— 17			
2. Comilla	ditto	14,680	13,372	+ 1,308	8,580	8,029	+ 551	6,100	5,343	+ 757			
TOTAL URBAN POPULATION OF BENGAL PROPER.	.....	2,191,654	1,973,871	+ 217,783	1,271,264	1,108,268	+ 162,996	920,390	865,603	+ 54,787			
1. Patna City	Patna	165,192	170,654	— 5,462	82,008	83,199	— 1,191	83,184	87,455	— 4,271			
2. Bihar	ditto	47,723	48,968	— 1,245	22,917	23,797	— 880	24,806	25,171	— 365			
3. Dinapur, including cantonment.	ditto	44,419	37,893	+ 6,526	21,893	18,585	+ 3,308	22,526	19,308	+ 3,218			
4. Barh	ditto	12,363	14,689	— 2,326	6,411	7,154	— 743	5,952	7,535	— 1,583			
1. Gaya	Gaya	80,383	76,415	+ 3,968	40,893	38,493	+ 2,400	39,490	37,922	+ 1,568			
2. Tikari	ditto	11,532	12,187	— 655	5,381	5,848	— 467	6,151	6,339	— 188			
3. Daudnagar	ditto	9,851	9,870	— 19	4,807	4,798	+ 9	5,044	5,072	— 28			
1. Arrah	Shahabad ...	46,905	42,998	+ 3,907	23,426	20,570	+ 2,856	23,479	22,428	+ 1,051			
2. Sasaram	ditto	22,713	21,818	+ 895	9,769	9,331	+ 438	12,944	12,487	+ 457			
3. Dumraon	ditto	18,384	17,429	+ 955	8,699	8,367	+ 332	9,685	9,062	+ 623			
4. Buxar	ditto	15,506	16,498	— 992	8,163	8,495	— 332	7,343	8,003	— 660			
5. Jagdispur	ditto	12,475	12,568	— 93	5,946	6,208	— 262	6,529	6,360	+ 169			
6. Bhabua	ditt	10,216	5,728	+ 4,488	5,130	2,803	+ 2,327	5,086	2,925	+ 2,161			
1. Muzaffarpur	Muzaffarpur ...	49,192	42,460	+ 6,732	27,165	22,802	+ 4,363	22,027	19,658	+ 2,369			
2. Hajipur	ditto	21,487	25,078	— 3,591	9,917	11,564	— 1,647	11,570	13,514	— 1,944			
3. Lalganj	ditto	12,493	16,431	— 3,938	5,583	7,631	— 2,048	6,910	8,800	— 1,890			
4. Sitamarhi	ditto	8,715	6,125	+ 2,590	5,075	3,439	+ 1,636	3,640	2,686	+ 954			
1. Darbhanga	Darbhanga	73,561	65,955	+ 7,606	38,267	33,633	+ 4,634	35,294	32,322	+ 2,972			
2. Madhubani	ditto	17,544	11,911	+ 5,633	8,939	6,131	+ 2,808	8,605	5,780	+ 2,825			
3. Roshra	dido	10,887	11,578	— 691	5,064	5,534	— 470	5,823	6,044	— 221			

This content downloaded from 14.194.219.90 on Fri, 09 Feb 2024 06:46:19 +00:00
All use subject to https://about.jstor.org/terms

TABLE IV—*concluded.*

Town.	District.	Total Population.			Males.			Females.			Remarks.
		1891.	1881.	Variation.	1891.	1881.	Variation.	1891.	1881.	Variation.	
1. Chapra	Saran	57,352	51,670	+ 5,682	28,743	25,116	+ 3,627	28,609	26,554	+ 2,055	
2. Sawan	ditto	17,709	13,319	+ 4,390	8,639	6,458	+ 2,181	9,070	6,861	+ 2,209	
3. Revilganj	ditto	13,473	12,493	+ 980	6,061	5,683	+ 378	7,412	6,810	+ 602	
1. Betia	Champaran... ...	22,780	21,263	+ 1,517	11,799	10,847	+ 952	10,981	10,416	+ 565	
2. Motihari	ditto	13,108	10,307	+ 2,801	7,824	6,328	+ 1,496	5,284	3,979	+ 1,305	
1. Monghyr	Monghyr	57,077	55,372	+ 1,705	27,188	26,051	+ 1,137	29,889	29,321	+ 568	
2. Jamalpur	ditto	18,089	13,213	+ 4,876	9,547	7,208	+ 2,339	8,542	6,005	+ 2,537	
3. Jamui	ditto	9,319	.....	+ 9,319	4,718	.....	+ 4,718	4,601	.....	+ 4,601	Constituted a Municipality on 1st March 1886.
1. Bhagalpur	Bhagalpur	69,106	68,238	+ 868	34,708	34,916	− 208	34,398	33,322	+ 1,076	
2. Colgong	ditto	5,145	5,672	− 527	2,600	2,707	− 107	2,545	2,965	− 420	
1. Purnea	Purnea	14,555	15,016	− 461	8,759	8,463	+ 296	5,796	6,553	− 757	
2. Krishnaganj	ditto	8,466	6,000	+ 2,466	4,713	2,953	+ 1,760	3,753	3,047	+ 706	
1. English Bazar	Malda	13,818	12,430	+ 1,388	7,381	6,289	+ 1,092	6,437	6,141	+ 296	
2. Old Malda	ditto	4,178	4,694	− 516	2,112	2,252	− 140	2,066	2,442	− 376	
1. Sahibganj	Santal Parganas...	11,297	6,512	+ 4,785	6,141	3,483	+ 2,658	5,156	3,029	+ 2,127	
2. Deoghar	ditto	8,667	8,005	+ 662	5,067	4,964	+ 103	3,600	3,041	+ 559	
TOTAL URBAN POPULATION OF BIHAR.	.....	1,035,680	971,457	+ 64,223	521,453	482,100	+ 39,353	514,227	489,357	+ 24,870	
1. Cuttack, including Cantonment.	Cuttack	47,186	42,656	+ 4,530	25,235	22,056	+ 3,179	21,951	20,600	+ 1,351	
2. Kendrapara	ditto	17,647	15,696	+ 1,951	8,666	7,616	+ 1,050	8,981	8,080	+ 901	
3. Jajpur	ditto	11,992	11,233	+ 759	5,727	5,446	+ 281	6,265	5,787	+ 478	
1. Puri	Puri	28,794	22,095	+ 6,699	15,930	11,769	+ 4,161	12,864	10,326	+ 2,538	
1. Balasor	Balasor	20,775	20,265	+ 510	10,550	10,282	+ 268	10,225	9,983	+ 242	

This content downloaded from 14.194.219.90 on Fri, 09 Feb 2024 06:46:19 +00:00
All use subject to https://about.jstor.org/terms

TOTAL URBAN POPULATION OF ORISSA.	.....	126,394	111,945	+ 14,449	66,108	57,189	+ 8,939	60,286	54,776	+ 5,510
1. *Hazaribagh*	*Hazaribagh* ...	16,672	15,306	+ *1,366*	8,328	7,639	+ *689*	8,344	7,667	+ *677*
2. *Chatra*	*ditto*	10,783	11,900	− *1,117*	4,957	5,613	− *656*	5,826	6,287	− *461*
1. *Ranchi, including Cantonment.*	*Lohardaga*	20,306	18,443	+ *1,863*	10,798	10,101	+ *697*	9,508	8,342	+ *1,166*
2. *Lohardaga*	*ditto*	7,110	3,461	+ *3,649*	3,588	1,721	+ *1,867*	3,522	1,740	+ *1,782*
3. *Daltonganj*	*Palamau*	5,193	7,440	− *2,247*	2,901	3,924	− *1,023*	2,292	3,516	− *1,224*
1. *Chaibasa*	*Singhbhum*	6,850	6,006	+ *844*	3,553	3,126	+ *427*	3,297	2,880	+ *417*
1. *Purulia*	*Manbhum*	12,128	9,305	+ *2,823*	6,549	5,061	+ *1,488*	5,579	4,244	+ *1,335*
2. *Raghunathpur*	*ditto*	6,216	6,115	+ *101*	3,062	2,989	+ *73*	3,154	3,126	+ *28*
3. *Jhalda*	*ditto*	4,890	4,391	+ *499*	2,663	2,335	+ *328*	2,227	2,056	+ *171*
TOTAL URBAN POPULATION OF CHUTIA NAGPUR.	.....	90,148	82,367	+ 7,781	46,399	42,509	+ 3,890	43,749	39,858	+ 3,891
TOTAL URBAN POPULATION OF THE PROVINCE.	.....	3,443,876	3,139,640	+ 304,236	1,905,224	1,690,046	+ 215,178	1,538,652	1,449,594	+ 89,058
FEUDATORY STATES.										
1. *Kuch Bihar*	*Kuch Bihar* ...	11,491	9,535	+ *1,956*	7,417	5,867	+ *1,550*	4,074	3,668	+ *406*
2. *Kandhpara*	*Orissa Tributary States.*	5,051	5,543	− *492*	2,354	2,748	− *394*	2,697	2,795	− *98*
	Total ...	16,542	15,078	+ 1,464	9,771	8,615	+ 1,156	6,771	6,463	+ 308
British subjects in French Chandranagar.	.....	4,913	853	+ *4,060*	2,922	670	+ *2,252*	1,991	183	+ *1,808*

State capitals not subject to the Municipal Law of the Lower Provinces.

This content downloaded from 14.194.219.90 on Fri, 09 Feb 2024 06:46:19 +00:00
All use subject to https://about.jstor.org/terms



This content downloaded from
14.194.219.90 on Fri, 09 Feb 2024 06:46:19 +00:00
All use subject to https://about.jstor.org/terms

TABLE V.

Towns arranged territorially, with population by Religion.

The column "Others" includes the following :—

		Total.	Males.	Females.
Raniganj	Jew	1	1	...
Serampur	Positivist ...	1	1	...
Howrah	Jew	10	3	7
	Unspecified ...	24	10	14
Bally	Parsi	5	3	2
Calcutta	Jew	1,399	692	707
	Parsi	166	123	43
	Sikh ...	287	260	27
Agarpara or South Barrackpur, including Cantonment.	Parsi	2	2	...
	Sikh	24	21	3
Maniktala	Do.	1	1	...
Mihrpur	Jew	1	1	...
Khulna	Theist	6	2	4
	Agnostic ...	2	2	...
Rampur Boalia	Unspecified ...	2	2	...
Rangpur	Ditto ...	1	1	...
Bogra	Jew	1	...	1
Darjeeling	Parsi	3	3	...
	Sikh	27	27	...
Dacca	Unspecified ...	5	2	3
	Jew	1	...	1
	Sikh	1	1	...
Naraingani	Unspecified ...	1	1	...
Netrokona	Ditto ...	2	2	...
Dinapur	Jew	12	...	12
Muzaffarpur	Do.	3	3	...
	Parsi	1	1	...
	Unspecified ...	105	49	56
Hajipur	Ditto ...	5	5	...
Sitamarhi	Ditto ...	10	3	7
Darbhanga	Ditto ...	261	119	142
Madhubani	Ditto ...	3	2	1
Rosera	Ditto ...	21	7	14
Chapra	Atheist	1	1	...
Bhagalpur	Jew	15	5	10
Purnea	Do.	4	2	2
	Unspecified ...	1	1	...
Cuttack	Ditto ...	2	1	1
Jajpur	Ditto ...	10	6	4
Puri	Ditto ...	4	4	...
Kuch Bihar	Theist	1	1	...
	Sikh	4	1	3

The Urban distribution of Brahmos is shown on the last pages of this table.

This content downloaded from 14.194.219.90 on Fri, 09 Feb 2024 06:46:19 +00:00
All use subject to https://about.jstor.org/terms

TABL

TOWNS ARRANGED TERRITORIALL

DISTRICT.	TOWN.	TOTAL POPULATION.			HINDU.			MUSALMAN.		
		Total.	Males.	Females.	Total.	Males.	Females.	Total.	Males.	Females.
	BARDWAN DIVISION.									
BARDWAN ...	Bardwan	34,477	18,527	15,950	24,179	13,398	10,781	10,081	5,004	5,077
	Raniganj	13,772	7,983	5,789	11,364	6,588	4,776	2,147	1,256	891
	Kalna	9,680	4,774	4,906	8,474	4,108	4,366	1,188	654	534
	Katwa	6,699	3,139	3,560	5,514	2,595	2,919	1,183	543	640
	Dainhat	5,144	2,430	2,714	5,017	2,359	2,658	127	71	56
BANKURA ...	Bankura	18,743	9,282	9,461	17,931	8,853	9,078	692	356	336
	Bishnupur	18,180	8,824	9,356	17,504	8,471	9,033	664	338	326
	Sonamukhi	13,462	6,255	7,207	13,277	6,149	7,128	185	106	79
BIRBHUM ...	Suri	7,481	3,837	3,644	5,393	2,829	2,564	1,850	879	971
MIDNAPUR ...	Midnapur	32,264	16,253	16,011	24,715	12,527	12,188	6,765	3,323	3,442
	Ghatal	13,942	6,976	6,966	13,413	6,671	6,742	348	195	153
	Chandrakona	11,309	5,626	5,683	10,882	5,411	5 471	417	205	212
	Kharwar	10,083	5,128	4,955	9,884	5,027	4,857	198	88	110
	Ramjibanpur	9,977	4,855	5,122	9,464	4,591	4,873	506	259	247
	Tamluk	6,612	3,391	3,221	5,673	2,922	2,751	938	468	470
	Khirpai	5,708	2,808	2,900	5,464	2,673	2,791	219	111	108
HUGLI ...	Serampur	35,952	20,200	15,752	30,181	16,353	13,828	5,455	3,649	1,806
	Hugli and Chinsura ...	33,060	17,018	16,042	26,936	13,710	13,226	5,903	3,197	2,706
	Baidyabati	18,380	9,995	8,385	16,348	8,650	7,698	2,002	1,322	680
	Bhudreswar	9,639	5,229	4,410	8,769	4,629	4,140	860	591	269
	Jahanubad	8,326	4,153	4,173	6,628	3,156	3,472	1,605	951	654
	Bansbaria	6,783	3,266	3,517	6,297	3,007	3,290	486	259	227
	Uttarpara	6,489	3,731	2,758	6,260	3,552	2,708	218	172	46
	Kotrang	5,164	2,740	2,424	4,709	2,516	2,193	428	208	220
HOWRAH ...	Howrah	116,606	70,477	46,129	86,247	51,437	34,810	28,366	17,969	10,397
	Bally	16,700	9,515	7,185	14,946	8,369	6,577	1,663	1,086	577
	Total ...	474,642	256,412	218,230	395,449	210,851	184,598	74,494	43,260	31,234
	PRESIDENCY DIVISION.									
24-PARGANAS.	Calcutta	681,560	446,746	234,814	444,845	288,016	156,829	203,173	139,488	63,685
	South Suburban	69,642	37,794	31,848	39,131	21,618	17,513	29,964	15,845	14,119
	Agarpara or South Barrackpur, including Barrackpur Cantonment	35,647	20,370	15,277	26,151	14,937	11,214	8,512	4,816	3,696
	Baranagar or North Suburban.	34,278	18,797	15,481	28,501	15,169	13,332	5,686	3,572	2,114
	Cossipur-Chitpur ...	31,423	19,424	11,999	23,026	13,038	9,988	7,659	4,837	2,822
	Naihati	29,724	16,020	13,704	24,766	13,016	11,750	4,806	2,909	1,897
	Manikiola	28,161	16,418	11,743	20,661	11,753	8,908	7,326	4,573	2,753
	Nawabganj or North Barrackpur	20,980	11,986	8,994	18,334	9,222	7,112	4,505	2,672	1,833
	Basirhat	16,109	7,293	7,816	9,398	4,576	4,822	5,709	2,715	2,994
	Baduria	12,744	6,235	6,509	7,187	3,460	3,727	5,557	2,775	2,782
	South Dum-Dum	11,037	6,083	4,954	6,286	3,555	2,731	4,691	2,499	2,192
	Rajpur	10,940	5,341	5,599	10,067	4,594	5,173	873	447	426
	North Dum-Dum, including Dum-Dum Cantonment	10,396	6,380	4,016	6,388	3,752	2,636	2,718	1,519	1,199
	Baraset	9,754	4,862	4,892	5,337	2,673	2,664	4,389	2,174	2,215
	Jainagar	8,233	4,038	4,195	7,538	3,644	3,894	695	394	301
	Gobardanga	6,704	3,303	3,401	4,659	2,263	2,397	2,034	1,038	996
	Taki	4,936	2,363	2,573	4,161	1,998	2,163	775	365	410
	Baruipur	3,922	2,001	1,921	3,495	1,777	1,718	425	223	202

This content downloaded from
14.194.219.90 on Fri, 09 Feb 2024 06:46:19 +00:00
All use subject to https://about.jstor.org/terms

ITH POPULATION BY RELIGION.

CHRISTIAN.			BUDHIST.			JAIN.			ANIMISTIC.			OTHERS.		
Total.	Males.	Females.	Total.	Males.	Females.	Total.	Males.	Females.	Total.	Males.	Females.	Total.	Males.	Females.
207	117	90	6	6	...	4	2	2	...	...	...	...	...	...
183	96	87	...	...	...	13	7	6	64	35	29	1	1	...
18	12	6	...	...	...	...	...	...	...	...	...	...	...	...
2	1	1	...	...	...	...	...	...	...	...	...	...	...	...
...	...	...	...	...	...	...	...	...	...	...	...	...	...	...
77	34	43	...	...	...	...	...	...	43	39	4	...	...	...
12	5	7	...	...	...	...	...	...	10	10	...	...	...	...
...	...	...	...	...	...	...	...	...	...	...	...	...	...	...
82	45	37	1	1	...	4	2	2	151	81	70	...	...	...
369	193	176	22	22	...	...	...	...	393	188	205	...	...	...
...	...	...	...	...	...	...	...	...	181	110	71	...	...	...
...	...	...	...	...	...	...	...	...	10	10	...	...	...	...
...	...	...	...	...	...	...	...	...	21	13	8	...	...	...
...	...	...	...	...	...	...	...	...	7	5	2	...	...	...
1	1	...	...	...	...	...	...	...	...	...	...	...	...	...
...	...	...	...	...	...	...	...	...	25	24	1	...	...	...
304	190	114	1	1	...	...	...	...	10	6	4	1	1	...
198	93	105	2	...	2	3	2	1	18	16	2	...	...	...
19	12	7	...	...	...	...	...	...	11	11	...	...	...	...
9	8	1	...	...	...	...	...	...	1	1	...	...	...	...
...	...	...	...	...	...	...	...	...	93	46	47	...	...	...
...	...	...	...	...	...	...	...	...	...	...	...	...	...	...
1	1	...	...	...	...	9	5	4	1	1	...	...	...	...
11	7	4	...	...	...	...	...	...	16	9	7	...	...	...
1,867	974	893	29	27	2	7	7	...	58	50	6	34	13	21
39	27	12	...	...	...	4	2	2	43	28	15	5	3	2
3,399	1,816	1,583	61	57	4	44	27	17	1,154	683	471	41	18	23
28,997	16,066	12,931	2,199	1,789	410	494	312	182	...	...	...	1,862	1,075	777
466	262	204	51	49	2	1	1	...	29	19	10	...	...	...
952	588	364	1	1	...	...	...	...	5	5	...	26	23	3
91	56	35	...	...	...	...	...	...	...	...	...	...	...	...
738	649	89	...	...	...	...	...	...	...	...	...	...	...	...
135	78	57	17	17	...	...	...	...	...	...	...	...	...	...
169	88	81	1	1	...	3	2	1	...	...	...	1	1	...
136	89	47	...	...	...	5	3	2	...	...	...	...	...	...
2	2	...	...	...	...	...	...	...	...	...	...	...	...	...
...	...	...	...	...	...	...	...	...	...	...	...	...	...	...
60	29	31	...	...	...	...	...	...	...	...	...	...	...	...
...	...	...	...	...	...	...	...	...	...	...	...	...	...	...
1,290	1,109	181	...	...	...	...	...	...	...	...	...	...	...	...
28	15	13	...	...	...	...	...	...	...	...	...	...	...	...
...	...	...	...	...	...	...	...	...	...	...	...	...	...	...
11	3	8	...	...	...	...	...	...	...	...	...	...	...	...
...	...	...	...	...	...	...	...	...	...	...	...	...	...	...
2	1	1	...	...	...	...	...	...	...	...	...	...	...	...

This content downloaded from
14.194.219.90 on Fri, 09 Feb 2024 06:46:19 +00:00
All use subject to https://about.jstor.org/terms

District.	Town.	Total population.			Hindu.			Musalman.		
		Total.	Males.	Females.	Total.	Males.	Females.	Total.	Males.	Females.
	PRESIDENCY DIVISION —concluded.									
NADIA	Santipur	30,437	14,000	16,437	21,197	9,779	11,418	9,231	4,218	5,013
	Krishnanagar	25,500	12,444	13,056	17,106	8,307	8,799	7,757	3,831	3,926
	Nabadwip	13,334	6,156	7,178	12,856	5,893	6,963	478	263	215
	Kushtia	11,199	5,860	5,339	5,132	2,854	2,278	6,049	2,997	3,052
	Chakdaha	8,618	4,608	4,010	6,369	3,255	3,114	2,241	1,340	899
	Ranaghat	8,508	4,082	4,424	7,204	3,404	3,800	1,295	672	623
	Kumarkhali	6,165	2,851	3,314	3,729	1,723	2,006	2,436	1,128	1,308
	Mihrpur	5,820	2,837	2,983	3,918	1,893	2,025	1,901	943	958
	Birnagar	3,421	1,569	1,852	2,616	1,175	1,441	805	394	411
JESSOR	Kotchandpur	9,502	5,175	4,327	5,491	3,070	2,421	4,006	2,100	1,906
	Jessor	8,302	5,040	3,262	4,662	2,939	1,723	3,458	1,994	1,464
	Mahespur	4,451	2,118	2,333	3,245	1,511	1,734	1,206	607	599
KHULNA	Khulna	8,667	4,896	3,771	4,970	2,869	2,101	3,530	1,938	1,592
	Satkhira	8,550	4,501	4,049	4,281	2,328	1,953	4,267	2,171	2,096
	Debhata	5,384	2,650	2,734	3,895	1,905	1,990	1,489	745	744
	Chanduria	2,593	1,300	1,293	994	487	507	1,599	813	786
MURSHIDABAD.	Murshidabad City or Lalbagh.	35,576	18,046	17,530	20,789	10,752	10,037	12,615	6,224	6,391
	Bahrampur	23,515	12,260	11,255	18,779	9,777	9,002	4,202	2,198	2,004
	Kandi	11,131	5,428	5,703	9,582	4,650	4,932	1,528	773	755
	Jangipur	9,794	4,761	5,033	6,247	3,100	3,147	3,490	1,617	1,873
	Total	12,65,655	756,036	509,619	850,993	501,931	349,062	373,080	229,836	143,244
	RAJSHAHI DIVISION.									
DINAJPUR	Dinajpur	12,204	7,228	4,976	6,666	4,322	2,344	5,373	2,807	2,566
RAJSHAHI	Rampur Boalia	21,407	11,751	9,656	11,255	6,449	4,806	10,049	5,244	4,805
	Nator	9,185	4,696	4,489	4,184	2,424	1,760	4,991	2,265	2,726
RANGPUR	Rangpur	14,216	8,720	5,496	7,437	4,950	2,487	6,667	3,672	2,995
BOGRA	Bogra	6,584	3,693	2,891	3,009	1,825	1,184	3,539	1,842	1,697
	Sherpur	3,937	2,162	1,775	2,659	1,448	1,211	1,275	711	564
PABNA	Sirajganj	23,267	13,090	10,177	10,693	6,449	4,244	12,331	6,406	5,925
	Pabna	16,486	8,234	8,252	7,444	3,890	3,554	9,014	4,331	4,683
DARJEELING.	Darjeeling, including Jalapahar Cantonment.	14,145	8,923	5,222	8,608	5,535	3,073	1,288	1,030	258
	Kurseong	3,522	2,147	1,375	2,576	1,580	996	182	134	48
JALPAIGURI	Jalpaiguri	9,682	6,409	3,273	5,731	4,142	1,589	3,830	2,182	1,648
	Total	134,635	77,053	57,582	70,262	43,014	27,248	58,549	30,624	27,925
	DACCA DIVISION.									
DACCA	Dacca	82,321	45,199	37,122	41,566	24,539	17,027	40,183	20,314	19,869
	Naraingunj	17,715	12,116	5,599	9,717	7,550	2,167	7,908	4,505	3,403
FARIDPUR	Madaripur	13,772	6,978	6,794	9,057	4,609	4,448	4,683	2,347	2,336
	Faridpur	10,774	6,176	4,598	5,711	3,384	2,327	5,008	2,705	2,243
BAKHARGANJ.	Barisal	15,482	10,384	5,098	8,047	5,803	2,154	7,054	4,282	2,772
	Pirozpur	12,246	6,463	5,783	8,116	4,246	3,870	4,122	2,212	1,910
	Jhalokati	2,365	1,966	399	2,025	1,670	355	339	295	44
	Nalchiti	1,675	1,216	459	1,177	880	297	498	336	162
MAIMANSINGH.	Tangail	17,973	10,133	7,841	12,175	6,972	5,203	5,797	3,160	2,637
	Jamalpur	15,388	8,192	7,196	4,733	2,732	2,001	10,655	5,460	5,195
	Kisorganj	3,988	7,163	6,825	5,939	3,198	2,741	8,042	3,962	4,080
	Nasirabad	11,555	5,431	3,124	6,508	5,259	1,249	4,929	3,096	1,833
	Sherpur	10,744	6,217	4,527	5,002	3,168	1,834	5,571	2,951	2,620
	Netrakona	9,821	5,015	4,806	4,365	2,630	1,735	5,391	2,949	2,442
	Bajitpur	9,399	4,647	4,752	5,153	2,617	2,536	4,246	2,030	2,216
	Muktagachha	4,923	3,224	1,699	2,879	2,117	762	2,035	1,098	937
	Total	250,141	144,119	106,022	132,170	81,464	50,706	116,461	61,762	54,699

This content downloaded from
14.194.219.90 on Fri, 09 Feb 2024 06:46:19 +00:00
All use subject to https://about.jstor.org/terms

—continued.

Christian.			Buddhist.			Jain.			Animistic.			Others.		
Total.	Males.	Females.	Total.	Males.	Females.	Total.	Males.	Females.	Total.	Males.	Females.	Total.	Males.	Females.
9	3	6	...	...	...	...	...	...	...	...	...	...	...	...
637	306	331	...	...	...	...	...	...	...	...	...	...	...	...
...	...	...	...	...	...	...	...	...	...	...	...	...	...	...
18	9	9	...	...	...	...	...	...	...	...	...	...	...	...
8	4	4	...	...	...	...	...	...	...	...	...	...	...	...
5	4	1	...	...	...	2	2	...	...	...	...	...	...	...
...	...	...	...	...	...	...	...	...	...	...	...	1	1	...
...	...	...	...	...	...	...	...	...	...	...	...	...	...	...
...	...	...	...	...	...	...	...	...	...	...	...	...	...	...
5	5	...	...	...	...	...	...	...	2	2	...	...	...	...
180	105	75	...	...	...	...	...	...	...	...	...	...	...	...
...	...	...	...	...	...	...	...	...	...	...	...	8	4	4
159	85	74	...	...	...	...	...	...	...	...	...	...	...	...
2	2	...	...	...	...	...	...	...	...	...	...	...	...	...
...	...	...	...	...	...	...	...	...	...	...	...	...	...	...
...	...	...	...	...	...	...	...	...	...	...	...	...	...	...
40	18	22	...	...	...	2,132	1,052	1,080	...	...	...	...	...	...
236	110	126	...	...	...	13	8	5	285	167	118	...	...	...
...	...	...	...	...	...	...	...	...	21	5	16	...	...	...
2	2	...	...	...	...	31	25	6	24	17	7	...	...	...
34,378	19,688	14,690	2,269	1,857	412	2,681	1,405	1,276	366	215	151	1,888	1,104	784
86	37	49	1	1	...	78	61	17	...	...	...	...	...	...
78	39	39	10	10	...	13	7	6	...	...	...	2	2	...
4	1	3	...	...	...	6	6	...	...	...	...	...	...	...
33	20	13	2	2	...	76	75	1	...	...	...	1	1	...
9	6	3	...	...	...	26	20	6	...	...	...	1	...	1
...	...	...	...	...	...	3	3	...	...	...	...	...	...	...
33	27	6	...	...	...	210	208	2	...	...	...	...	...	...
27	12	15	1	1	...	...	...	...	...	...	...	...	...	...
524	363	161	3,657	1,937	1,720	28	28	...	...	...	...	30	30	...
29	18	11	731	411	320	4	4	...	...	...	...	...	...	...
58	36	22	17	17	...	33	25	8	13	7	6	...	...	...
881	559	322	4,419	2,379	2,040	477	437	40	13	7	6	34	33	1
467	248	219	76	75	1	13	13	...	9	7	2	7	3	4
89	60	29	...	...	...	...	...	...	...	...	...	1	1	...
32	22	10	...	...	...	...	...	...	...	...	...	...	...	...
51	24	27	4	3	1	...	...	...	...	...	...	...	...	...
367	195	172	14	14	...	...	...	...	...	...	...	...	...	...
8	5	3	...	...	...	...	...	...	...	...	...	...	...	...
1	1	...	...	...	...	...	...	...	...	...	...	...	...	...
...	...	...	...	...	...	...	...	...	...	...	...	...	...	...
1	...	1	...	...	...	...	...	...	...	...	...	...	...	...
...	...	...	...	...	...	...	...	...	...	...	...	...	...	...
7	3	4	...	...	...	...	...	...	...	...	...	...	...	...
88	47	41	...	...	...	27	27	...	3	2	1	...	...	...
...	...	...	...	...	...	29	29	...	142	69	73	...	...	...
2	2	...	...	...	...	...	...	...	61	32	29	2	2	...
...	...	...	...	...	...	...	...	...	...	...	...	...	...	...
...	...	...	...	...	...	9	9	...	...	...	...	...	...	...
1,113	607	506	94	92	2	78	78	...	215	110	105	10	6	4

This content downloaded from
14.194.219.90 on Fri, 09 Feb 2024 06:46:19 +00:00
All use subject to https://about.jstor.org/terms

District.	Town.	Total Population.			Hindu.			Musalman.		
		Total.	Males.	Females.	Total.	Males.	Females.	Total.	Males.	Females.
	CHITTAGONG DIVISION.									
CHITTAGONG	Chittagong	24,069	14,254	9,815	6,275	4,936	1,339	16,753	8,732	8,021
	Cox's Bazar	4,347	2,027	2,320	271	245	26	1,153	634	519
NOAKHALI ...	Noakhali	5,479	3,559	1,920	2,825	1,995	830	2,639	1,554	1,085
TIPPERA ...	Brahmanbaria	18,008	9,224	8,782	11,822	6,047	5,775	6,178	3,173	3,005
	Comilla	14,680	8,580	6,100	6,023	4,092	1,931	8,520	4,411	4,109
	Total ...	66,581	37,644	28,937	27,216	17,315	9,901	35,243	18,504	16,739
	TOTAL, BENGAL PROPER	2,191,654	1,271,264	920,390	1,476,090	854,275	621,815	657,827	383,988	273,841
	PATNA DIVISION.									
PATNA ...	Patna City	165,192	82,008	83,184	124,506	62,352	62,154	40,077	19,449	20,628
	Bihar	47,723	22,917	24,806	32,501	15,958	16,543	15,106	6,906	8,200
	Dinapore	44,419	21,893	22,526	32,283	15,694	16,589	10,624	5,103	5,521
	Barh	12,363	6,411	5,952	9,305	5,090	4,215	2,965	1,208	1,697
GAYA	Gaya	80,383	40,893	39,490	63,046	32,467	30,579	17,147	8,324	8,823
	Tikari	11,532	5,381	6,151	8,893	4,464	4,429	2,639	1,117	1,522
	Daudnagar	9,851	4,807	5,044	7,951	3,928	4,023	1,900	879	1,021
SHAHABAD	Arrah	46,905	23,426	23,479	33,353	17,123	16,230	13,086	6,080	7,006
	Sasaram	22,713	9,769	12,944	13,130	6,055	7,075	9,571	3,707	5,864
	Dumraon	18,384	8,699	9,685	14,900	7,094	7,806	3,484	1,605	1,879
	Buxar	15,506	8,163	7,343	11,725	6,230	5,495	3,592	1,827	1,765
	Jagdispur	12,475	5,946	6,529	10,009	4,802	5,198	2,469	1,142	1,327
	Bhabua	10,216	5,130	5,086	8,433	4,256	4,177	1,780	872	908
MUZAFFARPUR.	Muzaffarpur	49,192	27,165	22,027	35,196	20,094	15,102	13,638	6,888	6,750
	Hajipur	21,487	9,917	11,570	17,864	8,335	9,529	3,612	1,575	2,037
	Lalgunj	12,493	5,583	6,910	10,759	4,836	5,923	1,731	746	985
	Sitamarhi	8,715	5,075	3,640	7,149	4,154	2,995	1,554	916	638
DARBHANGA.	Darbhanga	73,561	38,267	35,294	53,987	28,783	25,204	19,181	9,300	9,881
	Madhubani	17,544	8,939	8,605	13,238	6,720	6,518	4,234	2,155	2,079
	Rosbra	10,887	5,064	5,823	10,358	4,820	5,538	506	235	271
SARAN	Chapra	57,352	28,743	28,609	44,358	22,655	21,703	12,829	6,002	6,827
	Sawan	17,709	8,639	9,070	11,518	5,800	5,718	6,185	2,835	3,350
	Revilganj	13,473	6,061	7,412	11,516	5,227	6,289	1,951	830	1,121
CHAMPARAN.	Betia	22,780	11,799	10,981	14,668	8,007	6,661	6,698	3,238	3,460
	Motihari	13,108	7,824	5,284	9,608	5,979	3,629	3,463	1,821	1,642
	Total ...	815,963	408,519	407,444	610,295	310,773	299,522	200,022	94,820	105,202
	BHAGALPUR DIVISION.									
MONGHYR ...	Monghyr	57,077	27,188	29,889	44,121	21,147	22,974	12,578	5,869	6,709
	Jamalpur	18,089	9,547	8,542	14,112	7,447	6,665	3,290	1,698	1,592
	Jamui	9,319	4,718	4,601	7,488	3,792	3,696	1,827	924	903
BHAGALPUR	Bhagalpur	69,106	34,708	34,398	48,910	25,184	23,726	19,666	9,214	10,452
	Colgong	5,145	2,600	2,545	4,015	2,081	1,934	1,124	514	610
PURNEA ...	Purnea	14,555	8,759	5,796	9,578	5,943	3,633	4,757	2,683	2,074
	Krishnaganj	8,466	4,713	3,753	3,641	2,061	1,580	4,792	2,619	2,173
MALDA ...	English Bazar	13,818	7,381	6,437	8,057	4,545	3,512	5,748	2,826	2,920
	Old Malda	4,178	2,112	2,066	2,777	1,401	1,376	1,398	649	749
SANTAL PARGANAS.	Sahibganj	11,297	6,141	5,156	9,089	4,922	4,167	2,064	1,133	931
	Deoghar	8,667	5,067	3,600	8,277	4,837	3,440	382	224	158
	Total ...	219,717	112,934	106,783	160,063	83,420	76,643	57,624	28,353	29,271
	TOTAL, BIHAR ...	1,035,680	521,453	514,227	770,358	394,193	376,165	257,646	123,173	134,473

This content downloaded from
14.194.219.90 on Fri, 09 Feb 2024 06:46:19 +00:00
All use subject to https://about.jstor.org/terms

—continued.

Christian.			Buddhist.			Jain.			Animistic.			Others.		
Total.	Males.	Females.	Total.	Males.	Females.	Total.	Males.	Females.	Total.	Males.	Females.	Total.	Males.	Females.
742	336	406	299	250	49	...	...	...	...	...	...	...	...	...
4	3	1	2,919	1,145	1,774	...	...	...	...	...	...	...	...	...
13	9	4	2	1	1	...	...	...	...	...	...	...	...	...
6	4	2	...	...	...	...	...	...	...	...	...	...	...	...
81	47	34	56	30	26	...	...	...	...	...	...	...	...	...
846	399	447	3,276	1,426	1,850	...	...	...	...	...	...	...	...	...
40,617	23,069	17,548	10,119	5,811	4,308	3,280	1,947	1,333	1,748	1,015	733	1,973	1,161	812
541	174	367	9	4	5	59	29	30	...	...	...	...	...	...
1	1	...	...	...	...	115	52	63	...	...	...	...	...	...
1,491	1,089	402	5	5	...	4	2	2	...	...	...	12	...	12
43	25	18	...	...	...	50	28	22	...	...	...	...	...	...
105	51	54	...	...	...	85	51	34	...	...	...	...	...	...
...	...	...	...	...	...	...	...	...	...	...	...	...	...	...
...	...	...	...	...	...	...	...	...	...	...	...	...	...	...
56	33	23	4	4	...	406	186	220	...	...	...	...	...	...
12	7	5	...	...	...	...	...	...	...	...	...	...	...	...
...	...	...	...	...	...	...	...	...	...	...	...	...	...	...
171	89	82	17	17	...	1	1	...	...	...	...	...	...	...
6	2	4	...	...	...	...	...	...	...	...	...	...	...	...
3	2	1	...	...	...	...	...	...	...	...	...	...	...	...
249	130	119	...	...	...	...	...	...	...	...	...	109	53	56
6	2	4	...	...	...	...	...	...	...	...	...	5	5	...
3	1	2	...	...	...	...	...	...	...	...	...	...	...	...
2	2	...	...	...	...	...	...	...	...	...	...	10	3	7
132	65	67	...	...	...	...	...	...	...	...	...	261	119	142
19	12	7	...	...	...	...	...	...	...	...	...	3	2	1
2	2	...	...	...	...	...	...	...	...	...	...	21	7	14
93	51	42	4	2	2	67	32	35	...	...	...	1	1	...
6	4	2	...	...	...	...	...	...	...	...	...	...	...	...
6	4	2	...	...	...	...	...	...	...	...	...	...	...	...
1,414	554	860	...	...	...	...	...	...	...	...	...	...	...	...
35	22	13	2	2	...	...	...	...	...	...	...	...	...	...
4,396	2,321	2,075	41	34	7	787	381	406	...	...	...	422	190	232
322	145	177	4	4	...	52	23	29	...	...	...	...	...	...
687	402	285	...	...	...	...	...	...	...	...	...	...	...	...
4	2	2	...	...	...	...	...	...	...	...	...	...	...	...
303	174	129	25	25	...	144	66	78	43	40	3	15	5	10
4	3	1	...	...	...	...	...	...	2	2	...	...	...	...
133	63	70	...	...	...	84	67	17	...	...	...	5	3	2
...	...	...	...	...	...	33	33	...	...	...	...	...	...	...
8	5	3	...	...	...	4	4	...	3	1	2	...	...	...
...	...	...	...	...	...	...	...	...	3	2	1	...	...	...
122	68	54	...	...	...	22	18	4	...	...	...	...	...	...
2	1	1	...	...	...	...	...	...	6	5	1	...	...	...
1,585	863	722	29	29	...	339	211	128	57	50	7	20	8	12
5,981	3,184	2,797	70	63	7	1,126	592	534	57	50	7	442	198	244

This content downloaded from
14.194.219.90 on Fri, 09 Feb 2024 06:46:19 +00:00
All use subject to https://about.jstor.org/terms

District.	Town.	Total Population.			Hindu.			Musalman.		
		Total.	Males.	Females.	Total.	Males.	Females.	Total.	Males.	Females.
	ORISSA DIVISION.									
CUTTACK ...	Cuttack, including Cantonment	47,186	25,235	21,951	36,608	20,057	16,451	8,392	4,006	4,296
	Kendrapara	17,647	8,666	8,981	15,533	7,596	7,937	2,075	1,042	1,033
	Jajpur	11,992	5,727	6,265	11,312	5,375	5,937	669	345	324
PURI	Puri	28,794	15,93	12,864	28,476	15,684	12,792	289	220	69
BALASOR ...	Balasor	20,775	10,550	10,225	16,912	8,715	8,197	3,362	1,588	1,774
	TOTAL, ORISSA ...	126,394	66,108	60,286	108,741	57,427	51,314	14,767	7,291	7,476
	CHUTIA NAGPUR DIVISION.									
HAZARIBAGH.	Hazaribagh	16,672	8,328	8,344	12,129	6,138	5,991	4,099	2,000	2,099
	Chatra	10,783	4,957	5,826	8,218	3,883	4,335	2,545	1,062	1,483
LOHARDAGA	Ranchi, including Cantonment	20,306	10,798	9,508	9,991	5,404	4,587	5,042	2,456	2,586
	Lohardaga	7,110	3,588	3,522	4,245	2,212	2,033	974	441	533
PALAMAU ...	Daltonganj	5,193	2,901	2,292	3,979	2,278	1,701	1,125	575	550
SINGHBHUM	Chaibasa	6,850	3,553	3,297	4,039	2,198	1,841	781	386	395
MANBHUM ...	Purulia	12,128	6,549	5,579	9,382	5,318	4,064	1,625	906	719
	Raghunathpur	6,216	3,062	3,154	5,950	2,909	3,041	242	138	104
	Jhalda	4,890	2,663	2,227	4,517	2,423	2,094	371	238	133
	TOTAL, CHUTIA NAGPUR	90,148	46,399	43,749	62,950	32,763	30,187	16,804	8,202	8,602
	TOTAL FOR BRITISH TERRITORY	3,443,878	1,905,224	1,538,652	2,418,139	1,333,658	1,079,481	947,044	522,652	424,392
KUCH BIHAR	Kuch Bihar	11,491	7,417	4,074	7,591	5,176	2,415	3,716	2,092	1,624
ORISSA TRIBUTARY STATES.	Kandhpara	5,051	2,354	2,697	5,019	2,338	2,681	32	16	16
	TOTAL FOR FEUDATORY STATES	16,542	9,771	6,771	12,610	7,514	5,096	3,748	2,108	1,640
	British subjects in French Chandranagar	4,913	2,922	1,991	4,143	2,405	1,738	618	459	159

Brahmos.

Town.	Total.	Males.	Females.	Town.	Total.	Males.	Females.
Bankura	12	11	1	Jainagar	9	4	5
Midnapur	23	11	12	Gobardanga	7	3	4
Serampur	19	15	4	Santipur	5	3	2
Hugli and Chinsura ...	11	8	3	Nabadwip	4	3	1
Howrah	28	15	13	Krishnanagar	29	14	15
Bali	1	1	...	Ranaghat	4	2	2
Calcutta	708	393	315	Jessor	20	10	10
South Suburban	7	7	...	Khulna	5	2	3
Baranagar	12	8	4	Bahrampur	16	11	5
Maniktala	47	32	15	Lalbagh	2	2	...
Baduria	2	2	...	Rajshahi	7	5	2
South Dum-Dum ...	2	1	1	Rangpur	28	13	15
Raipur	4	3	1	Bogra	13	8	5

This content downloaded from
14.194.219.90 on Fri, 09 Feb 2024 06:46:19 +00:00
All use subject to https://about.jstor.org/terms

7—concluded.

Christian.			Buddhist.			Jain.			Animistic.			Others.		
Total.	Males.	Females.	Total.	Males.	Females.	Total.	Males.	Females.	Total.	Males.	Females.	Total.	Males.	Females.
2,240	1,059	1,181	3	3	...	41	19	22	...	...	...	2	1	1
39	28	11	...	...	...	...	...	...	...	...	...	...	...	...
1	1	...	...	...	...	...	...	...	...	...	...	10	6	4
45	22	23	...	...	...	...	...	...	...	...	...	4	4	...
601	247	354	...	...	...	...	...	...	...	...	...	...	...	...
2,826	1,357	1,469	3	3	...	41	19	22	...	...	...	16	11	5
229	97	132	9	4	5	43	23	20	163	66	97	...	...	...
...	...	...	...	...	...	13	5	8	7	7	...	...	...	...
2,895	1,647	1,248	...	...	...	...	...	...	2,378	1,291	1,087	...	...	...
262	128	134	...	...	...	...	...	...	1,629	807	822	...	...	...
12	6	6	...	...	...	...	...	...	77	42	35	...	...	...
527	250	277	...	...	...	...	...	...	1,503	719	784	...	...	...
508	255	253	...	...	...	...	...	...	113	70	43	...	...	...
10	7	3	...	...	...	2	2	...	12	6	6	...	...	...
...	...	...	...	...	...	...	...	...	2	2	...	...	...	...
4,443	2,390	2,053	9	4	5	58	30	28	5,884	3,010	2,874	...	...	...
53,867	30,000	23,867	10,201	5,881	4,320	4,505	2,588	1,917	7,689	4,075	3,614	2,431	1,370	1,061
67	45	22	2	2	...	110	100	10	...	...	...	5	2	3
...	...	...	...	...	...	...	...	...	...	...	...	...	...	...
67	45	22	2	2	...	110	100	10	...	...	...	5	2	3
152	58	94	...	...	...	...	...	...	...	...	...	...	...	...

Brahmos.

Town.	Total.	Males.	Females.	Town.	Total.	Males.	Females.
Sirajganj	5	3	2	Patna City	2	2	...
Pabna	12	6	6	Arrah	14	12	2
Jalpaipuri	17	13	4	Buxar	3	3	...
Dacca	201	116	85	Muzaffarpur	4	3	1
Faridpur	20	14	6	Sitamarhi	1	1	...
Barisal	104	62	42	Bhagalpur	47	31	16
Tangail	7	7	...	Malda	4	2	2
Kisorganj	16	8	8	Monghyr	6	4	2
Nasirabad	77	52	25	Cuttack	33	18	15
Chittagong	16	16	...	Balasor	55	40	15
Noakhali	12	11	1	Hazaribagh	8	3	5
Brahmanbaria	1	1	...	Kuch Bihar	24	17	7
Comilla	32	18	14				

This content downloaded from
14.194.219.90 on Fri, 09 Feb 2024 06:46:19 +00:00
All use subject to https://about.jstor.org/terms



This content downloaded from
14.194.219.90 on Fri, 09 Feb 2024 06:46:19 +00:00
All use subject to https://about.jstor.org/terms

TABLE VI.

Religions.

The head "minor" includes the following :—

		Male.	Female.	Total.
Bardwan	Atheist	1	.....	1
Hugli	Positivist	1	.....	1
24-Parganas	Agnostics	4	.....	4
Khulna	Agnostics	3	.....	3
	Theists	2	4	6
Dacca	Atheist	1	.....	1
Saran	Atheist	1	.....	1
Kuch Bihar	Theists	16	.....	16

This content downloaded from
14.194.219.90 on Fri, 09 Feb 2024 06:46:19 +00:00
All use subject to https://about.jstor.org/terms

BARDWAN

DISTRICT.	TOTAL POPULATION.			HINDUS.			BRAHMOS.		
	Total.	Male.	Female.	Total.	Male.	Female.	Total.	Male.	Female.
	1	2	3	4	5	6	7	8	9
Bardwan	1,391,880	682,872	709,008	1,117,743	546,739	571,004	2	2	...
Bankura	1,069,668	525,941	543,727	920,373	452,150	468,223	16	13	3
Birbhum	797,833	389,039	408,194	593,181	289,094	304,087	18	8	10
Midnapur	2,631,516	1,308,100	1,323,416	2,321,424	1,155,769	1,165,655	109	47	62
Hugli	1,076,710	529,139	547,571	881,275	436,307	444,968	44	32	12
Howrah	721,911	364,890	356,321	565,973	287,363	278,610	80	44	36
Total ...	7,688,818	3,800,581	3,888,237	6,399,969	3,167,422	3,232,547	269	146	123

PRESIDENCY

24-Parganas	1,892,033	989,278	902,755	1,187,667	619,871	567,796	137	83	54
Calcutta	681,560	446,746	234,814	444,137	287,023	156,514	708	393	315
Nadia	1,644,108	802,147	841,961	689,224	334,149	355,075	53	29	24
Jessor	1,888,827	941,334	947,493	737,601	362,492	375,109	127	69	58
Murshidabad	1,250,946	605,665	645,281	620,163	303,440	316,723	29	21	8
Khulna	1,177,659	617,981	559,071	572,665	300,045	272,620	16	11	5
Total ...	8,535,126	4,403,151	4,131,975	4,251,457	2,207,620	2,043,837	1,070	606	464

RAJSHAHI

Dinajpur	1,555,835	812,047	743,788	740,442	388,623	351,819	41	30	11
Rajshahi	1,313,336	654,338	658,998	278,938	143,367	135,571	19	7	5
Rangpur	2,065,464	1,061,812	1,003,652	768,933	396,671	371,562	42	23	19
Bogra	817,494	418,916	398,578	154,296	83,822	70,474	16	11	5
Pabna	1,362,392	677,911	684,481	362,093	179,668	182,425	30	17	13
Darjeeling	223,314	123,046	100,268	171,171	94,876	76,295	...	...	...
Jalpaiguri	681,352	364,659	316,693	449,538	241,957	207,581	22	18	4
Total ...	8,019,187	4,112,729	3,906,458	2,924,711	1,528,984	1,395,727	163	106	57

DACCA

Dacca	2,420,656	1,200,583	1,220,073	935,865	460,544	475,021	258	140	118
Faridpur	1,797,320	893,091	904,229	697,669	338,319	359,350	70	41	29
Bakharganj	2,153,965	1,104,443	1,049,522	680,381	349,074	331,307	133	78	55
Maimansingh	3,472,186	1,788,616	1,683,570	1,045,566	548,473	497,093	150	102	48
Total ...	9,844,127	4,986,733	4,857,394	3,359,181	1,696,410	1,662,771	611	361	250

CHITTAGONG

Chittagong	1,290,167	615,868	674,299	302,333	145,673	156,660	18	18	...
Noakhali	1,009,693	508,727	500,966	248,123	126,105	122,018	23	19	4
Tippera	1,782,935	911,799	871,136	557,079	284,058	273,021	111	69	42
Chittagong Hill Tracts	107,286	59,566	47,720	25,802	14,709	11,093	...	...	...
Total ...	4,190,081	2,095,960	2,094,121	1,133,337	570,545	562,792	152	106	46
TOTAL, BENGAL PROPER.	38,277,339	19,399,154	18,878,185	18,068,655	9,170,981	8,897,674	2,265	1,325	940

This content downloaded from
14.194.219.90 on Fri, 09 Feb 2024 06:46:19 +00:00
All use subject to https://about.jstor.org/terms

GAL.

DIVISION.

MUSALMANS.			BUDDHISTS.			JAINS.			DISTRICT.
Total.	Male.	Female.	Total.	Male.	Female.	Total.	Male.	Female.	
10	11	12	13	14	15	16	17	18	
267,224	132,622	134,602	6	6	.....	17	9	8	*Bardwan.*
45,312	22,499	22,813	.....	.....	.....	.....	.....	.....	*Bankura.*
169,752	82,975	86,777	5	5	.....	66	46	20	*Birbhum.*
171,412	83,980	87,432	22	22	.....	9	8	1	*Midnapur.*
192,685	91,030	101,655	3	1	2	16	10	6	*Hugli.*
152,806	76,154	76,652	33	33	2	12	10	2	*Howrah.*
999,191	489,260	509,931	71	67	4	120	83	37	*Total.*

DIVISION.

690,815	361,528	329,287	77	73	4	15	11	4	*24-Parganas.*
203,173	139,488	63,685	2,199	1,789	410	494	312	182	*Calcutta.*
947,390	464,081	483,309	4	4	.....	139	73	66	*Nadia.*
1,150,135	578,275	571,860	1	1	.....	15	9	6	*Jessor.*
618,653	296,119	322,534	.....	.....	.....	2,257	1,147	1,110	*Murshidabad.*
603,995	317,378	286,617	2	2	.....	3	3	.....	*Khulna.*
4,214,161	2,156,869	2,057,292	2,283	1,869	414	2,923	1,555	1,368	*Total.*

DIVISION.

802,597	416,670	385,927	1	1	.....	103	82	21	*Dinajpur.*
1,033,927	510,688	523,239	14	14	.....	39	21	11	*Rajshahi.*
1,295,411	663,897	631,514	71	71	.....	708	621	87	*Rangpur.*
661,100	334,004	327,096	.....	.....	.....	66	60	6	*Bogra.*
999,809	497,856	501,953	1	1	.....	297	267	30	*Pabna.*
10,011	6,582	3,429	40,520	20,610	19,910	80	74	6	*Darjeeling.*
222,475	117,595	104,880	2,509	1,384	1,125	156	145	11	*Jalpaiguri*
5,025,330	2,547,292	2,478,038	43,116	22,081	21,035	1,449	1,270	179	*Total.*

DIVISION.

1,473,799	734,663	739,136	76	75	1	13	13	.....	*Dacca.*
1,096,030	552,918	543,112	4	3	1	8	7	1	*Faridpur.*
1,462,712	749,690	713,022	6,080	3,205	2,875	.....	.....	.....	*Bakharganj.*
2,396,476	1,224,694	1,171,782	.....	.....	.....	166	166	.....	*Maimansingh.*
6,429,017	3,261,965	3,167,052	6,160	3,283	2,877	187	186	1	*Total.*

DIVISION.

924,949	440,893	483,056	61,615	28,535	33,080	.....	.....	.....	*Chittagong.*
760,597	382,076	378,521	309	191	118	.....	.....	.....	*Noakhali.*
1,224,336	626,945	597,391	1,917	611	606	10	10	.....	*Tippera.*
4,868	4,577	291	74,128	38,901	35,227	.....	.....	.....	*Chittagong Hill Tracts.*
2,914,650	1,454,491	1,460,159	137,269	68,238	69,031	10	10	.....	*Total.*
19,582,349	9,909,877	9,672,472	188,899	95,538	93,361	4,682	3,104	1,578	TOTAL, BENGAL PROPER.

This content downloaded from
14.194.219.90 on Fri, 09 Feb 2024 06:46:19 +00:00
All use subject to https://about.jstor.org/terms

BENGAL

BARDWAN DIVISION

DISTRICT.	SIKHS.			CHRISTIANS.			JEWS.			PARSIS.		
	Total.	Male.	Female.	Total.	Male.	Female.	Total.	Male.	Female.	Total.	Male.	Female.
	19	20	21	22	23	24	25	26	27	28	29	30
Bardwan	...	...	...	*1,408*	739	669	*1*	1	...	...	...	...
Bankura	...	...	...	*132*	66	66	...	...	...	...	...	...
Birbhum	...	...	...	*522*	281	241	...	...	...	...	...	...
Midnapur	*66*	30	36	*1,545*	786	759	...	...	...	...	...	...
Hugli	...	...	...	*633*	370	263	...	...	...	...	...	...
Howrah	...	...	...	*2,079*	1,109	963	*10*	3	7	*5*	3	2
Total	*66*	*30*	*36*	*6,319*	*3,351*	*2,961*	*11*	*4*	*7*	*5*	*3*	*2*

PRESIDENCY DIVISION

24-Parganas	*24*	21	3	*12,982*	7,517	5,465	*1*	1	...	*3*	3	...
Calcutta	*287*	260	27	*28,997*	16,066	12,931	*1,399*	693	707	*166*	123	43
Nadia	...	...	...	*7,297*	3,810	3,487	*1*	1	...	...	...	...
Jessor	...	...	...	*840*	434	406	...	...	...	...	...	...
Murshidabad	...	...	...	*540*	270	270	...	...	...	...	...	...
Khulna	...	...	...	*963*	538	425	...	...	...	...	...	...
Total	*311*	*281*	*30*	*51,619*	*28,635*	*22,984*	*1,401*	*694*	*707*	*169*	*126*	*43*

RAJSHAHI DIVISION

Dinajpur	...	...	...	*511*	261	250	...	...	...	...	...	...
Rajshahi	...	...	...	*105*	57	48	...	...	...	*1*	1	...
Rangpur	...	...	...	*343*	190	153	...	...	...	...	...	...
Bogra	...	...	...	*15*	11	4	*1*	...	1	...	...	...
Pabna	...	...	...	*162*	102	60	...	...	...	...	...	...
Darjeeling	*27*	*27*	...	*1,502*	874	628	...	...	...	*3*	3	...
Jalpaiguri	...	...	...	*357*	259	98	...	...	...	...	...	...
Total	*27*	*27*	...	*2,995*	*1,754*	*1,241*	*1*	...	*1*	*4*	*4*	...

DACCA DIVISION

Dacca	*1*	1	...	*10,476*	4,900	5,576	*1*	...	1	...	...	...
Faridpur	...	...	...	*3,539*	1,803	1,736	...	...	...	...	...	...
Bakharganj	...	...	...	*4,659*	2,396	2,263	...	...	...	...	...	...
Maimansingh	...	...	...	*211*	108	103	...	...	...	...	...	...
Total	*1*	*1*	...	*18,885*	*9,207*	*9,678*	*1*	...	*1*	...	...	...

CHITTAGONG DIVISION

Chittagong	...	...	...	*1,191*	661	530	...	...	...	...	...	...
Noakhali	...	...	...	*641*	336	305	...	...	...	...	...	...
Tippera	...	...	...	*189*	106	76	...	...	...	...	...	...
Chittagong Hill Tracts	...	...	...	*18*	13	5	...	...	...	...	...	...
Total	...	...	...	*2,039*	1,116	916	...	...	...	...	...	...
TOTAL BENGAL PROPER.	*405*	*339*	*66*	*81,843*	*44,063*	*37,780*	*1,414*	*698*	*716*	*178*	*133*	*45*

This content downloaded from
14.194.219.90 on Fri, 09 Feb 2024 06:46:19 +00:00
All use subject to https://about.jstor.org/terms

—*concluded.*

—*concluded.*

Animistic.			Minor.			Not returned.			District.
Total.	Male.	Female.	Total.	Male.	Female.	Total.	Male.	Female.	
31	32	33	34	35	36	37	38	39	
5,459	2,471	2,718	1	1	.....	19	12	7	*Bardwan.*
103,747	51,170	52,577	.....	.....	.....	88	43	45	*Bankura.*
34,289	17,230	17,059	.....	.....	.....	.....	.....	.....	*Birbhum.*
136,929	67,458	69,471	.....	.....	.....	.....	.....	.....	*Midnapur.*
2,053	1,398	655	1	1	.....	.....	.....	.....	*Hugli.*
194	161	33	.....	.....	.....	24	10	14	*Howrah.*
282,671	140,148	142,523	2	2	.....	131	65	66	*Total.*

—*concluded.*

308	166	142	4	4	.....	.....	.....	.....	*24-Parganas.*
.....	.....	.....	.....	.....	.....	.....	.....	.....	*Calcutta.*
.....	.....	.....	.....	.....	.....	.....	.....	.....	*Nadia.*
108	54	54	.....	.....	.....	.....	.....	.....	*Jessor.*
9,304	4,668	4,636	.....	.....	.....	.....	.....	.....	*Murshidabad.*
.....	.....	.....	8	4	4	.....	.....	.....	*Khulna.*
9,720	4,888	4,832	12	8	4	.....	.....	.....	*Total.*

—*concluded.*

10,694	5,597	5,097	.....	.....	.....	1,446	783	663	*Dinajpur.*
298	174	124	.....	.....	.....	9	9	.....	*Rajshahi.*
437	219	218	.....	.....	.....	219	120	99	*Rangpur.*
2,000	1,008	992	.....	.....	.....	.....	.....	.....	*Bogra.*
.....	.....	.....	.....	.....	.....	.....	.....	.....	*Pabna.*
.....	.....	.....	.....	.....	.....	.....	.....	.....	*Darjeeling.*
6,295	3,301	2,994	.....	.....	.....	.....	.....	.....	*Jalpaiguri.*
19,724	10,299	9,425	.....	.....	.....	1,674	912	762	*Total.*

—*concluded.*

401	213	188	1	1	.....	65	33	32	*Dacca.*
.....	.....	.....	.....	.....	.....	.....	.....	.....	*Faridpur.*
.....	.....	.....	.....	.....	.....	.....	.....	.....	*Bakharganj.*
29,609	15,070	14,539	.....	.....	.....	8	3	5	*Maimansingh.*
30,010	15,283	14,727	1	1	.....	73	36	37	*Total.*

—*concluded.*

161	88	73	.....	.....	.....	.....	.....	.....	*Chittagong.*
.....	.....	.....	.....	.....	.....	.....	.....	.....	*Noakhali.*
.....	.....	.....	.....	.....	.....	.....	.....	.....	*Tippera.*
489	381	108	.....	.....	.....	1,981	985	996	*Chittagong Hill Tracts.*
650	469	181	.....	.....	.....	1,981	985	996	*Total.*
342,775	171,087	171,688	15	11	4	3,859	1,998	1,861	TOTAL BENGAL PROPER.

This content downloaded from
14.194.219.90 on Fri, 09 Feb 2024 06:46:19 +00:00
All use subject to https://about.jstor.org/terms

BI

PATNA

DISTRICT.	TOTAL POPULATION.			HINDUS.			BRAHMOS.		
	Total.	Male.	Female.	Total.	Male.	Female.	Total.	Male.	Female.
	1	2	3	4	5	6	7	8	9
Patna	*1,769,004*	865,732	903,272	*1,563,803*	772,623	792,180	*6*	3	3
Gaya	*2,138,331*	1,045,011	1,093,320	*1,911,254*	944,964	966,290	...	...	...
Shahabad	*2,063,337*	990,799	1,072,538	*1,914,110*	923,221	990,889	*17*	15	2
Darbhanga	*2,801,955*	1,370,985	1,430,970	*2,462,309*	1,207,352	1,254,956	...	...	...
Muzaffarpur	*2,711,445*	1,305,374	1,406,071	*2,377,901*	1,148,733	1,229,168	*5*	4	1
Saran	*2,467,477*	1,133,926	1,333,551	*2,176,113*	1,003,144	1,172,969	...	...	...
Champáran	*1,859,465*	936,135	923,330	*1,590,044*	802,375	787,669	...	...	...
Total ...	*15,811,014*	*7,647,962*	*8,163,052*	*13,996,533*	*6,802,412*	*7,194,121*	*28*	*22*	*6*

BHAGALPUR

Bhagalpur	*2,032,696*	1,004,865	1,027,831	*1,811,359*	895,831	915,528	*50*	33	17
Monghyr	*2,036,021*	987,072	1,048,949	*1,839,159*	896,067	943,092	*6*	4	2
Purnea	*1,944,558*	993,406	951,152	*1,138,738*	583,845	554,893	...	...	...
Malda	*814,919*	399,917	415,002	*409,136*	204,300	204,836	*17*	7	10
Santal Parganas ...	*1,754,196*	870,657	883,629	*900,820*	445,089	455,731	...	...	...
Total ...	*8,582,490*	*4,255,917*	*4,326,573*	*6,099,212*	*3,025,132*	*3,074,080*	*73*	*44*	*29*
TOTAL BIHAR ...	*24,393,504*	*11,903,879*	*12,489,625*	*20,095,745*	*9,827,544*	*10,268,201*	*101*	*66*	*35*

ORI

ORISSA

Cuttack	*1,937,671*	940,557	997,114	*1,881,913*	914,498	967,415	*43*	24	19
Puri	*944,998*	474,630	470,408	*927,514*	465,799	461,715	*4*	3	1
Balasor	*994,625*	481,638	512,987	*969,211*	468,798	500,413	*86*	56	30
Angul and Kandh Mahals.	*170,058*	85,768	84,290	*169,501*	85,445	84,056	...	...	...
TOTAL, ORISSA ...	*4,047,352*	*1,982,493*	*2,064,859*	*3,948,139*	*1,934,540*	*2,013,599*	*133*	*83*	*50*

CHUTIA

CHUTIA NAG

Hazaribagh	*1,164,321*	566,964	597,357	*960,187*	466,411	493,776	*6*	3	3
Lohardaga	*1,128,885*	551,873	577,012	*444,966*	222,215	222,751	...	...	...
Palamau	*596,770*	294,320	302,450	*496,418*	244,482	251,936	...	...	...
Manbhum	*1,193,328*	593,199	600,129	*972,509*	482,238	490,271	*1*	1	...
Singhbhum	*545,488*	271,417	274,071	*230,999*	115,958	115,041	...	...	...
TOTAL, CHUTIA NAGPUR.	*4,628,792*	*2,277,773*	*2,351,019*	*3,105,079*	*1,531,304*	*1,573,775*	*7*	*4*	*3*
GRAND TOTAL FOR BRITISH TERRITORY.	*71,346,987*	*35,563,299*	*35,783,688*	*45,217,618*	*22,464,369*	*22,753,249*	*2,506*	*1,478*	*1,028*

This content downloaded from
14.194.219.90 on Fri, 09 Feb 2024 06:46:19 +00:00
All use subject to https://about.jstor.org/terms

HAR.

Division.

Musalmans.			Buddhists.			Jains.			District.
Total.	Male.	Female.	Total	Male.	Female.	Total.	Male.	Female.	
10	11	12	13	14	15	16	17	18	
201,086	91,231	109,855	19	14	5	245	123	122	Patna.
226,705	99,857	126,848	.....	.....	.....	198	112	86	Gaya.
148,459	67,197	81,262	21	21	.....	453	195	258	Shahabad.
338,667	163,136	175,531	.....	.....	.....	.....	.....	.....	Darbhanga.
332,873	156,284	176,589	.....	.....	.....	.....	.....	.....	Muzaffarpur.
291,013	130,573	160,440	4	2	2	68	33	35	Saran.
267,319	132,790	134,529	2	2	.....	.....	.....	.....	Champaran.
1,806,122	841,068	965,054	46	39	7	964	463	501	Total.

Division.

195,591	96,152	99,439	25	25	...	378	247	131	Bhagalpur.
191,770	88,411	103,359	4	4	...	52	23	29	Monghyr.
805,267	409,212	396,055	...	...	...	249	222	27	Purnea.
384,651	184,716	199,935	...	...	...	4	4	...	Malda.
121,086	60,372	60,714	...	...	...	63	38	25	Santal Parganas.
1,698,365	838,865	859,500	29	29	...	746	534	212	Total.
3,504,487	1,679,933	1,824,554	75	68	7	1,710	997	713	TOTAL, BIHAR.

SSA.

Division.

52,895	24,649	28,246	29	16	13	56	24	32	Cuttack.
15,597	7,822	7,775	97	48	49	1	1	...	Puri.
24,250	12,232	12,018	3	3	...	...	...	...	Balasor.
204	130	74	2	2	...	...	...	...	Angul and Kandh Mahals.
92,946	44,833	48,113	131	69	62	57	25	32	TOTAL, ORISSA.

NAGPUR.

pur Divisio

114,773	56,168	58,605	9	4	5	591	336	255	Hazaribagh.
36,121	18,513	17,608	.....	.....	.....	.....	.....	.....	Lohardaga.
50,445	25,337	25,108	8	5	3	.....	.....	.....	Palamau.
53,255	27,358	25,597	.....	.....	.....	2	2	.....	Manbhum.
3,215	1,853	1,362	.....	.....	.....	.....	.....	.....	Singhbhum.
257,809	129,529	128,280	17	9	8	593	338	255	TOTAL, OHUTIA NAGPUR.
23,437,591	11,764,172	11,673,419	189,122	95,684	93,438	7,042	4,464	2,578	GRAND TOTAL FOR BRITISH TERRITORY.

This content downloaded from
14.194.219.90 on Fri, 09 Feb 2024 06:46:19 +00:00
All use subject to https://about.jstor.org/terms

BIHAR

Patna Division

District.	Sikhs.			Christians.			Jews.			Parsis.		
	Total.	Male.	Female.	Total.	Male.	Female.	Total.	Male.	Female.	Total.	Male.	Female.
	19	20	21	22	23	24	25	26	27	28	29	30
Patna	...	...	...	2,833	1,738	1,095	12	...	12	...	...	...
Gaya	...	...	...	174	78	96	...	...	...	...	...	...
Shahabad	...	...	...	277	150	127	...	...	...	...	...	...
Darbhanga	...	...	...	380	222	158	...	...	...	...	...	...
Muzaffarpur	...	...	...	371	206	165	3	3	...	1	1	...
Saran	...	...	...	278	173	105	...	...	...	...	...	...
Champaran	...	...	...	2,100	968	1,132	...	...	...	...	...	...
Total ...	...	...	...	6,413	3,535	2,878	15	3	12	1	1	...

Bhagalpur Division

Bhagalpur	2	1	1	536	300	236	15	5	10	...	...	...
Monghyr	...	...	...	1,324	723	601	...	...	...	...	...	...
Purnea	...	...	...	387	210	177	4	2	2	...	...	...
Malda	5	4	1	72	42	30	...	...	...	...	...	...
Santal Parganas ...	...	...	...	5,943	2,979	2,964	...	...	...	...	...	...
Total ...	7	5	2	8,262	4,254	4,008	19	7	12	...	...	...
TOTAL, BIHAR ...	7	5	2	14,675	7,789	6,886	34	10	24	1	1	...

ORISSA

Orissa Division

Cuttack	...	...	...	2,723	1,339	1,384	...	...	...	...	...	...
Puri	...	...	...	840	392	448	...	...	...	...	...	...
Balasor	...	...	...	1,075	549	526	...	...	...	...	...	...
Angul and Kandh Mahals.	...	...	...	19	15	4	...	...	...	...	...	...
TOTAL, ORISSA ...	...	...	...	4,657	2,295	2,362	...	...	...	...	...	...

CHUTIA NAG

Chutia Nagpur

Hazaribagh	...	...	...	889	449	440	...	...	...	...	...	...
Lohardaga	...	...	...	75,693	37,682	38,011	...	...	...	...	...	...
Palamau	...	...	...	6,676	3,337	3,339	...	...	...	...	...	...
Manbhum	...	...	...	1,532	783	749	...	...	...	...	...	...
Singhbhum	...	...	...	4,864	2,491	2,373	...	...	...	...	...	...
TOTAL, CHUTIA NAGPUR.	...	...	...	89,654	44,742	44,912	...	...	...	...	...	...
GRAND TOTAL FOR BRITISH TERRITORY.	419	344	68	190,829	98,889	91,940	1,448	708	740	179	134	45

This content downloaded from
14.194.219.90 on Fri, 09 Feb 2024 06:46:19 +00:00
All use subject to https://about.jstor.org/terms

—*concluded.*

—*concluded.*

Animistic.			Minor.			Not returned.			District.
Total.	Male.	Female.	Total.	Male.	Female.	Total.	Male.	Female.	
31	32	33	34	35	36	37	38	39	
.....	.....	.....	.....	.....	.....	.....	.....	.....	*Patna.*
.....	.....	.....	.....	.....	.....	.....	.....	.....	*Gaya.*
.....	.....	.....	.....	.....	.....	.....	.....	.....	*Shahabad.*
.....	.....	.....	.....	.....	.....	*600*	275	325	*Darbhanga.*
.....	.....	.....	.....	.....	.....	*291*	143	148	*Muzaffarpur.*
.....	.....	.....	*1*	1	.....	.....	.....	.....	*Saran.*
.....	.....	.....	.....	.....	.....	.....	.....	.....	*Champaran.*
.....	.....	.....	*1*	*1*	.....	*891*	*418*	*473*	*Total.*

—*concluded.*

24,740	12,271	12,469	.....	.....	.....	.....	.....	.....	*Bhagalpur.*
3,706	1,840	1,866	.....	.....	.....	.....	.....	.....	*Monghyr.*
2	.....	2	.....	.....	.....	*11*	5	6	*Purnea.*
21,034	10,842	10,192	.....	.....	.....	.....	.....	.....	*Malda.*
726,284	362,089	364,195	.....	.....	.....	.....	.....	.....	*Santal Parganas.*
775,766	*387,042*	*388,724*	.....	.....	.....	*11*	*5*	*6*	*Total.*
775,766	*387,042*	*388,724*	*1*	*1*	.....	*902*	*423*	*479*	**TOTAL, BIHAR.**

—*concluded.*

—*concluded.*

.....	.....	.....	.....	.....	.....	*12*	7	5	*Cuttack.*
.....	.....	.....	.....	.....	.....	*945*	465	480	*Puri.*
.....	.....	.....	.....	.....	.....	.....	.....	.....	*Balasor.*
332	176	156	.....	.....	.....	.....	.....	.....	*Angul and Kandh Mahals.*
332	*176*	*156*	.....	.....	.....	*957*	*472*	*485*	**TOTAL, ORISSA.**

PUR—*concluded.*

Division—*concluded.*

87,866	43,593	44,273	.....	.....	.....	.....	.....	.....	*Hazaribagh.*
572,105	273,463	298,642	.....	.....	.....	.....	.....	.....	*Lohardaga.*
43,223	21,159	22,064	.....	.....	.....	.....	.....	.....	*Palamau.*
166,029	82,517	83,512	.....	.....	.....	.....	.....	.....	*Manbhum.*
306,410	151,115	155,295	.....	.....	.....	.....	.....	.....	*Singhbhum.*
1,175,633	*571,847*	*603,786*	.....	.....	.....	.....	.....	.....	**TOTAL, CHUTIA NAGPUR.**
2,294,506	*1,130,152*	*1,164,354*	*16*	*12*	*4*	*5,718*	*2,893*	*2,825*	**GRAND TOTAL FOR BRITISH TERRITORY.**

This content downloaded from
14.194.219.90 on Fri, 09 Feb 2024 06:46:19 +00:00
All use subject to https://about.jstor.org/terms

District.	Total population.			Hindus.			Brahmos.		
	Total.	Male.	Female.	Total.	Male.	Female.	Total.	Male.	Female.
	1	2	3	4	5	6	7	8	9
Kuch Bihar	*578,868*	302,457	276,411	*406,528*	212,035	194,493	*34*	22	12
Orissa Tributary States	*1,696,710*	849,450	847,260	*1,531,809*	766,992	764,817	*6*	5	1
Chutia Nagpur Tributary States.	*883,359*	449,683	433,676	*573,848*	293,240	280,608	...	...	...
Hill Tippera	*137,442*	71,596	65,846	*91,665*	47,657	44,008	...	...	...
TOTAL, FEUDATORY STATES	*3,296,379*	*1,673,186*	*1,623,193*	*2,603,850*	*1,319,924*	*1,283,926*	*40*	*27*	*13*
British Subjects in French Chandranagar.	*4,913*	*2,922*	*1,991*	*4,143*	*2,405*	*1,738*	...	...	...

District.	Sikhs.			Christians.			Jews.			Parsis.		
	Total.	Male.	Female.	Total.	Male.	Female.	Total.	Male.	Female.	Total.	Male.	Female.
	19	20	21	22	23	24	25	26	27	28	29	30
Kuch Bihar	*4*	1	3	*291*	158	133	...	...	...	...	...	...
Orissa Tributary States	*1*	1	...	*703*	366	337	...	...	...	...	...	...
Chutia Nagpur Tributary States.	...	...	...	*528*	260	268	...	...	...	...	...	...
Hill Tippera	...	...	...	*133*	69	64	...	...	...	...	...	...
TOTAL, FEUDATORY STATES.	*5*	*2*	*3*	*1,655*	*853*	*802*	...	...	...	...	...	...
British Subjects in French Chandranagar.	...	...	...	*152*	*58*	*94*	...	...	...	...	...	...

This content downloaded from
14.194.219.90 on Fri, 09 Feb 2024 06:46:19 +00:00
All use subject to https://about.jstor.org/terms

STATES.

Musalmans.			Buddists.			Jains.			District.
Total.	Male.	Female.	Total.	Male.	Female.	Total.	Male.	Female.	
10	11	12	13	14	15	16	17	18	
170,746	89,471	81,275	*12*	11	1	*226*	213	13	*Kuch Bihar.*
6,191	3,367	2,824	*849*	428	421	*2*	2	.....	*Orissa Tributary States.*
6,733	3,505	3,228	.....	.....	.....	.....	.....	.....	*Chutia Nagpur Tributary States.*
37,086	19,423	17,663	*4,734*	2,566	2,168	.....	.....	.....	*Hill Tippera.*
220,756	*115,766*	*104,990*	*5,595*	*3,005*	*2,590*	*228*	*215*	*13*	**TOTAL, FEUDATORY STATES.**
618	*459*	*159*	.....	.....	.....	.....	.....	.....	*British Subjects in French Chandranagar.*

Animistic.			Minor.			Not returned.			District.
Total.	Male.	Female.	Total.	Male.	Female.	Total.	Male.	Female.	
31	32	33	34	35	36	37	38	39	
1,011	530	481	*16*	16	.....	.....	.....	.....	*Kuch Bihar.*
155,294	77,376	77,918	.....	.....	.....	*1,855*	913	942	*Orissa Tributary States.*
302,250	152,678	149,572	.....	.....	.....	.....	.....	.....	*Chutia Nagpur Tributary States.*
.....	.....	.....	.....	.....	.....	*3,824*	1,881	1,943	*Hill Tippera.*
458,555	*230,584*	*227,971*	*16*	*16*	.....	*5,679*	*2,794*	*2,885*	**TOTAL, FEUDATORY STATES.**
.....	.....	.....	.....	.....	.....	.....	.....	.....	*British Subjects in French Chandranagar.*

This content downloaded from
14.194.219.90 on Fri, 09 Feb 2024 06:46:19 +00:00
All use subject to https://about.jstor.org/terms



This content downloaded from
14.194.219.90 on Fri, 09 Feb 2024 06:46:19 +00:00
All use subject to https://about.jstor.org/terms

TABLE VII.

Age by religion.

		Page
PART A—	All Religions	48
„ B—	Hindus*	56
„ C—	Musalmans	64
„ D—	Buddhists	72
„ E—	Jains	80
„ F—	Christians	88
„ G—	The Animistic	96
„ H—	Minor Religions†	104
„ I—	Religion Unspecified	108

Details regarding age, civil condition and education are not available for the Chittagong Hill Tracts and Hill Tippera, and these two tracts are consequently omitted in Tables vii, viii and ix.

* Brahmos are included in Hindus.
† Minor religions include Sikhs, Jews, Parsis, Atheists, Positivists, Agnostics and Theists.

This content downloaded from
14.194.219.90 on Fri, 09 Feb 2024 06:46:19 +00:00
All use subject to https://about.jstor.org/terms

TABLE VII.—AGE BY RELIGION

DISTRICT.	TOTAL POPULATION.			UNDER 1 YEAR.		1 YEAR.		2 YEARS.	
	Total.	Male.	Female.	Male.	Female.	Male.	Female.	Male.	Female.
1	2	3	4	5	6	7	8	9	10
Bardwan Division.									
Bardwan	1,391,880	682,872	*709,008*	19,459	*21,221*	8,672	*9,144*	17,252	*18,93*
Bankura	1,089,668	525,941	*543,727*	14,640	*15,893*	7,035	*7,917*	15,077	*17,01*
Birbhum	797,833	389,639	*408,194*	11,211	*12,750*	5,829	*6,560*	11,191	*12,09*
Midnapur	2,631,516	1,308,100	*1,323,416*	32,047	*33,366*	17,082	*18,996*	36,245	*40,05*
Hugli	1,076,710	529,139	*547,571*	14,518	*15,575*	7,026	*7,532*	14,487	*15,46*
Howrah	721,211	364,890	*356,321*	8,161	*8,961*	7,224	*7,785*	10,527	*11,81*
Total ...	7,688,818	3,800,581	*3,888,237*	100,036	*107,766*	52,868	*57,934*	104,779	*115,39*
Presidency Division									
24-Parganas	1,892,033	989,278	*902,755*	34,559	*37,089*	15,023	*16,846*	26,444	*30,38*
Calcutta	681,560	446,746	*234,814*	5,287	*4,506*	4,077	*3,403*	5,284	*5,11*
Nadia	1,644,108	802,147	*841,961*	33,358	*35,469*	14,041	*15,196*	27,745	*29,07*
Jessor	1,888,827	941,334	*947,493*	36,387	*40,477*	12,806	*14,306*	28,954	*31,33*
Murshidabad	1,250,946	605,665	*645,281*	24,864	*28,021*	8,844	*9,452*	19,393	*20,74*
Khulna	1,177,652	617,981	*559,671*	23,912	*26,386*	8,082	*9,209*	17,766	*19,18*
Total ...	8,536,126	4,403,151	*4,131,975*	158,367	*171,948*	62,873	*68,412*	125,616	*135,84*
Rajshahi Division.									
Dinajpur	1,555,835	812,047	*743,788*	21,935	*22,878*	13,525	*14,139*	23,491	*25,48*
Rajshahi	1,313,336	654,338	*658,998*	20,949	*23,116*	11,436	*12,623*	23,478	*25,83*
Rangpur	2,065,464	1,061,812	*1,003,652*	30,261	*32,394*	17,970	*19,739*	31,207	*34,67*
Bogra	817,494	418,916	*398,578*	12,194	*13,293*	7,612	*8,508*	13,852	*15,87*
Pabna	1,362,392	677,911	*684,481*	20,986	*22,108*	14,122	*15,842*	26,411	*29,45*
Darjeeling	223,314	123,046	*100,268*	2,481	*2,497*	2,480	*2,499*	3,288	*3,29*
Jalpaiguri	681,352	364,659	*316,693*	10,425	*10,607*	6,122	*6,767*	9,904	*10,81*
Total ...	8,019,187	4,112,729	*3,906,458*	119,231	*126,893*	73,267	*80,117*	131,631	*145,41*
Dacca Division.									
Dacca	2,420,656	1,200,583	*1,220,073*	44,464	*47,187*	19,921	*21,227*	42,983	*46,63*
Faridpur	1,797,320	893,091	*904,229*	37,017	*40,047*	12,751	*13,797*	34,104	*36,09*
Bakharganj	2,153,965	1,104,443	*1,049,522*	38,387	*40,469*	17,319	*18,885*	37,279	*39,44*
Maimansingh	3,472,186	1,788,616	*1,683,570*	64,891	*69,513*	23,773	*25,879*	55,367	*60,95*
Total ...	9,844,127	4,986,733	*4,857,394*	184,759	*197,216*	73,764	*79,788*	169,733	*183,12*
Chittagong Division.									
Chittagong	1,290,167	615,568	*674,299*	18,348	*18,008*	16,621	*16,650*	24,414	*24,67*
Noakhali	1,009,893	508,727	*500,966*	18,428	*18,337*	7,910	*8,276*	19,781	*20,69*
Tippera	1,782,935	911,799	*871,136*	30,302	*32,084*	12,618	*13,271*	29,798	*32,66*
Total ...	4,082,995	2,036,394	*2,046,401*	67,078	*68,429*	37,149	*38,197*	73,993	*78,03*
TOTAL, BENGAL PROPER	38,170,053	19,339,588	18,830,465	629,471	672,252	299,921	324,448	605,752	657,80

This content downloaded from
14.194.219.90 on Fri, 09 Feb 2024 06:46:19 +00:00
All use subject to https://about.jstor.org/terms

PART A—ALL RELIGIONS.

PERIODS.

3 YEARS.		4 YEARS.		TOTAL 0—4.		5—9.		10—14.	
Male.	Female.	Male.	Female.	Male.	Female.	Male.	Female.	Male.	Female.
11	12	13	14	15	16	17	18	19	20
19,632	21,360	18,353	17,407	83,368	88,070	88,699	83,158	74,736	60,127
17,630	20,056	16,186	16,254	70,508	77,136	81,770	77,481	66,890	49,307
11,978	13,590	10,562	10,242	50,771	55,151	53,823	50,780	41,287	33,255
40,100	45,394	33,944	33,587	159,418	171,402	196,687	183,255	163,748	120,826
14,347	15,673	14,031	13,557	64,409	67,802	68,359	64,284	58,068	47,951
10,941	12,040	10,914	10,463	47,767	51,063	51,893	48,955	42,998	32,313
114,628	128,023	103,990	101,509	476,301	510,624	541,231	507,913	448,627	343,779
30,517	32,754	31,014	31,188	137,557	148,265	137,094	119,598	107,704	79,263
6,016	5,401	5,629	4,876	26,293	23,363	25,212	22,442	31,361	18,514
29,164	30,183	26,535	25,269	130,843	135,184	114,843	101,756	90,989	72,727
29,950	31,756	26,921	26,165	135,018	144,037	134,881	118,041	119,150	86,429
21,322	23,212	18,592	18,173	93,016	99,601	89,009	82,090	69,822	54,248
18,171	19,706	18,215	18,418	86,176	92,903	90,571	82,622	72,437	53,733
135,140	143,071	126,907	124,089	608,903	643,353	592,510	527,449	497,463	364,914
26,377	29,968	25,667	27,392	110,995	119,866	133,890	122,294	81,876	62,045
24,629	27,059	20,239	20,633	100,731	109,251	104,456	91,869	73,154	52,936
34,429	38,553	31,767	33,383	145,634	158,741	162,603	148,103	107,611	84,902
15,414	17,575	13,647	14,679	62,719	69,927	70,475	66,027	45,415	33,782
26,102	29,623	21,755	22,230	109,376	119,257	106,963	99,230	77,980	59,250
3,394	3,421	2,955	2,941	14,598	14,649	14,599	13,823	13,106	11,260
11,047	12,111	11,066	11,773	48,564	52,070	53,247	49,123	38,385	28,923
141,392	158,310	127,096	133,031	592,617	643,761	646,233	590,469	437,537	333,098
44,759	48,100	39,592	41,312	191,719	204,462	192,588	189,678	153,146	124,326
33,059	35,068	28,692	28,966	145,623	153,968	130,006	123,633	114,931	90,598
35,335	38,860	35,477	37,009	163,797	174,665	162,165	161,560	130,744	106,534
59,837	67,244	55,891	59,383	259,759	282,975	298,731	287,539	209,605	162,012
172,990	189,272	159,652	166,670	760,898	816,070	783,490	762,410	608,426	483,270
25,116	25,572	25,287	25,926	103,783	110,827	107,659	102,665	83,597	66,770
19,757	20,792	19,837	19,934	85,713	88,036	87,404	86,525	63,507	52,341
30,876	34,436	30,270	32,578	133,864	145,035	145,980	148,091	115,277	91,935
75,751	80,800	75,394	78,438	323,365	343,898	341,043	337,281	262,461	211,046
639,901	699,476	593,039	603,730	2,768,084	2,957,706	2,904,507	2,725,522	2,254,514	1,736,107

D

This content downloaded from
14.194.219.90 on Fri, 09 Feb 2024 06:46:19 +00:00
All use subject to https://about.jstor.org/terms

TABLE VII.—AGE BY RELIGION.

DISTRICT.	15—19.		20—24.		25—29.		30—34.		
	Male.	Female.	Male.	Female.	Male.	Female.	Male.	Female.	Male.
	21	22	23	24	25	26	27	28	29
Bardwan Division.									
Bardwan	59,337	*63,102*	50,301	*57,431*	65,531	*69,484*	57,845	*58,883*	53,5
Bankura	49,979	*49,854*	36,672	*43,770*	44,264	*51,587*	37,414	*42,092*	34,7
Birbhum	32,729	*35,775*	27,540	*32,747*	37,628	*41,429*	30,883	*32,439*	30,3
Midnapur	122,093	*126,445*	104,006	*124,015*	112,259	*127,295*	108,017	*116,209*	84,7
Hugli	40,356	*45,667*	39,512	*47,617*	47,952	*51,705*	47,208	*48,410*	38,5
Howrah	30,500	*31,875*	29,023	*32,341*	33,495	*32,121*	31,814	*28,977*	22,7
Total ...	334,994	*352,718*	287,054	*337,921*	341,129	*373,621*	313,241	*327,010*	264,5
Presidency Division.									
24-Parganas	76,487	*81,380*	73,981	*81,355*	90,541	*83,181*	85,310	*74,132*	68,8
Calcutta	37,291	*19,101*	54,035	*22,627*	59,164	*24,643*	61,101	*25,568*	40,5
Nadia	69,794	*72,687*	52,428	*67,793*	59,450	*73,117*	56,922	*68,613*	52,3
Jessor	80,835	*89,799*	62,161	*80,575*	79,291	*90,019*	72,548	*80,447*	63,7
Murshidabad	52,827	*56,243*	43,060	*52,297*	51,023	*57,946*	46,176	*52,819*	39,7
Khulna	50,598	*57,694*	43,788	*48,539*	57,564	*51,217*	50,940	*42,166*	40,1
Total ...	367,832	*376,904*	329,453	*354,186*	397,033	*380,123*	372,997	*343,745*	304,2
Rajshahi Division.									
Dinajpur	65,195	*68,302*	50,429	*61,369*	79,329	*79,813*	67,223	*60,394*	64,1
Rajshahi	48,413	*59,804*	44,085	*65,079*	59,618	*65,979*	61,646	*57,491*	43,8
Rangpur	79,649	*88,343*	75,419	*88,783*	99,014	*100,245*	95,509	*86,935*	79,9
Bogra	29,903	*38,384*	27,143	*38,044*	38,303	*37,875*	37,501	*29,870*	29,2
Pabna	49,065	*57,435*	42,969	*56,883*	55,331	*60,419*	53,810	*53,700*	45,1
Darjeeling	11,271	*9,891*	12,743	*10,307*	13,894	*10,173*	12,226	*8,565*	8,7
Jalpaiguri	27,094	*26,081*	27,856	*28,650*	36,602	*32,580*	31,811	*26,759*	26,2
Total ...	310,590	*348,239*	280,635	*349,114*	382,091	*387,084*	359,726	*323,714*	296,4
Dacca Division.									
Dacca	96,084	*112,269*	77,849	*102,002*	96,291	*104,708*	87,747	*85,958*	77,5
Faridpur	74,317	*83,748*	58,452	*76,480*	70,969	*78,898*	68,995	*70,532*	62,5
Bakharganj	91,747	*100,759*	79,634	*95,971*	97,815	*95,046*	86,225	*74,120*	71,7
Maimansingh	143,382	*160,236*	121,653	*143,285*	162,628	*153,873*	141,099	*118,302*	123,0
Total ...	405,530	*457,005*	337,588	*417,738*	427,703	*432,525*	384,066	*348,912*	330,0
Chittagong Division.									
Chittagong	54,612	*64,812*	41,339	*61,522*	49,370	*51,556*	43,646	*54,263*	23,5
Noakhali	43,813	*50,463*	33,433	*45,178*	38,405	*41,373*	33,630	*33,359*	20,8
Tippera	77,005	*83,305*	65,680	*79,072*	78,157	*77,802*	68,269	*61,386*	68,2
Total ...	175,430	*198,580*	140,452	*185,772*	156,932	*170,731*	145,445	*149,008*	111,2
TOTAL, BENGAL PROPER	1,594,376	1,733,446	1,575,182	1,644,731	1,704,918	1,744,084	1,575,475	1,492,389	1,307,0

This content downloaded from
14.194.219.90 on Fri, 09 Feb 2024 06:46:19 +00:00
All use subject to https://about.jstor.org/terms

RT A—ALL RELIGIONS—*continued*

IODS.

	40—44.		45—49.		50—54.		55—59.		60 AND OVER.	
Female.	Male.	Female.	Male.	Female.	Male.	Female.	Male.	Female.	Male.	Female.
30	31	32	33	34	35	36	37	38	39	40
49,246	44,921	47,741	32,651	32,605	23,960	28,984	18,804	23,224	29,373	46,953
34,214	29,591	31,805	22,636	21,527	18,601	21,384	11,595	13,298	21,253	30,279
27,728	23,584	25,696	18,122	17,859	15,145	17,822	9,565	10,801	18,417	26,712
75,163	89,016	86,490	41,868	37,224	51,781	57,534	20,267	21,131	54,162	76,428
34,511	40,711	40,440	22,637	21,197	22,824	26,970	11,844	13,661	25,706	37,356
19,730	24,853	22,356	11,780	10,523	13,214	14,368	6,766	7,577	18,002	24,122
240,591	252,676	254,528	149,744	140,935	145,525	167,062	78,641	89,692	166,913	241,843
50,880	66,271	51,480	38,833	27,307	34,958	33,534	21,804	19,158	49,826	53,222
16,344	44,026	20,099	19,083	9,124	21,489	12,395	8,906	5,295	18,108	15,299
48,765	4,9575	54,924	31,295	27,962	30,869	37,931	17,114	20,187	39,819	60,315
52,742	58,072	58,861	36,093	27,471	34,109	38,800	19,356	19,867	47,005	59,505
36,688	33,060	41,934	21,839	20,903	22,061	29,216	11,367	14,221	28,805	46,075
27,240	36,313	28,756	23,373	14,996	22,870	19,896	11,389	9,106	31,819	30,803
232,659	290,317	256,054	170,516	127,763	166,386	171,772	89,936	87,834	215,473	265,219
42,158	52,035	39,140	32,394	21,593	29,203	25,111	11,995	10,074	33,139	31,629
30,598	42,267	40,118	20,794	17,924	23,121	23,970	7,372	8,152	25,854	33,827
54,820	74,925	61,668	37,343	26,577	44,928	43,012	12,207	10,756	47,093	50,768
18,510	25,411	19,580	14,152	9,629	15,583	14,264	4,531	3,673	18,513	19,013
34,524	41,572	39,651	23,133	19,503	26,395	27,865	11,235	10,204	34,900	46,561
5,224	8,180	5,745	3,669	2,333	4,007	2,964	1,272	1,025	4,762	4,309
16,718	24,930	18,042	13,236	7,707	15,035	11,197	5,620	3,414	16,040	15,429
202,552	269,320	223,944	144,721	105,266	158,272	150,383	54,232	47,298	180,301	201,536
61,873	64,307	64,325	42,194	35,352	42,457	45,580	17,599	16,066	61,059	73,482
43,338	52,112	52,662	29,156	24,049	36,207	38,010	12,725	11,562	46,979	56,951
52,092	61,242	52,443	39,950	29,059	44,593	39,600	19,999	14,943	54,829	52,730
82,023	99,603	82,961	58,842	43,033	59,107	56,672	24,688	21,075	80,890	89,584
239,325	277,264	252,391	170,142	131,193	182,364	179,862	75,011	63,646	243,748	272,747
25,506	30,265	37,447	18,658	17,505	23,098	30,659	9,964	10,222	26,779	40,545
21,298	25,787	24,304	16,565	11,346	20,320	18,246	8,426	5,131	24,816	23,366
41,871	48,602	43,070	30,988	21,254	33,672	30,140	13,124	9,134	42,947	39,041
88,675	104,654	104,821	66,211	50,105	77,090	79,045	31,514	24,487	94,542	102,952
1,003,802	1,194,231	1,091,738	701,334	565,562	729,637	748,124	329,334	312,957	900,976	1,084,297

This content downloaded from
14.194.219.90 on Fri, 09 Feb 2024 06:46:19 +00:00
All use subject to https://about.jstor.org/terms

TABLE VII.—AGE BY RELIGION—

DISTRICT.	TOTAL POPULATION.			AGE					
	Total.	Male.	Female.	UNDER 1 YEAR.		1 YEAR.		2 YEARS.	
				Male.	Female.	Male.	Female.	Male.	Female.
1	2	3	4	5	6	7	8	9	10
Patna Division.									
Patna	1,769,004	865,732	903,272	24,616	26,079	10,106	11,134	20,552	22,468
Gaya	2,128,331	1,035,011	1,093,320	28,489	31,908	12,784	14,459	26,516	31,706
Shahabad	2,063,337	990,799	1,072,538	29,591	29,405	14,140	15,613	27,883	32,172
Darbhanga	2,801,955	1,370,985	1,430,970	47,646	48,477	11,706	12,787	32,848	38,215
Muzaffarpur	2,711,445	1,305,374	1,406,071	39,675	41,283	13,154	14,438	31,442	36,127
Saran	2,467,477	1,133,926	1,333,551	36,726	39,846	14,105	15,459	34,113	39,780
Champaran	1,859,465	936,135	923,330	26,665	29,284	10,143	11,234	23,723	27,308
Total ...	15,811,014	7,647,962	8,163,052	233,408	246,282	86,138	95,117	197,077	227,866
Bhagalpur Division.									
Bhagalpur	2,032,696	1,004,865	1,027,831	32,854	33,156	9,538	10,318	25,075	29,311
Monghyr	2,036,021	987,972	1,048,049	32,920	35,211	9,544	10,534	24,808	29,339
Purnea	1,944,658	993,496	951,162	27,828	27,585	11,776	13,090	25,251	29,858
Malda	814,919	399,917	415,002	14,954	15,574	6,904	7,278	14,453	15,577
Santal Parganas	1,754,196	870,567	883,629	29,628	30,710	20,054	19,285	26,286	30,402
Total ...	8,582,490	4,255,917	4,326,573	138,184	142,236	57,816	60,505	115,873	134,487
TOTAL, BIHAR ...	24,393,504	11,903,879	12,489,625	371,592	388,518	143,954	155,622	312,950	362,353
Orissa Division.									
Cuttack	1,937,671	940,557	997,114	25,527	26,604	10,090	11,041	28,687	30,314
Puri	944,998	474,530	470,468	12,421	12,629	4,143	4,552	13,148	13,924
Balasor	994,625	481,638	512,987	14,196	14,481	4,637	4,947	14,248	15,900
Angul	170,058	85,768	84,290	2,934	3,002	739	736	2,185	2,405
TOTAL, ORISSA ...	4,047,352	1,982,493	2,064,859	55,078	56,716	19,609	21,276	58,468	62,543
Chutia Nagpur Division.									
Hazaribagh	1,184,321	566,964	597,357	21,117	23,079	6,025	6,445	14,486	16,813
Lohardaga	1,725,655	846,193	879,462	25,157	26,802	18,862	19,760	26,402	29,742
Manbhum	1,193,328	593,199	600,129	23,591	21,421	6,735	7,177	15,264	17,786
Singhbhum	545,488	271,417	274,071	6,774	6,840	5,662	5,705	7,741	8,061
TOTAL, CHUTIA NAGPUR	4,628,792	2,277,773	2,351,019	76,639	78,142	37,284	39,087	63,893	72,402
TOTAL FOR BRITISH TERRITORY	71,239,701	35,503,733	35,735,968	1,132,780	1,195,928	500,768	540,433	1,041,063	1,155,296
Feudatory States.									
Kuch Bihar	578,868	302,457	276,411	9,068	9,700	4,745	5,117	8,854	9,683
Orissa Tributary States	1,696,710	849,450	847,260	24,371	28,387	9,229	8,737	23,529	25,697
Chutia Nagpur Tributary States	883,359	449,683	433,676	9,040	9,179	10,474	11,086	13,146	14,739
TOTAL FOR THE FEUDATORY STATES	3,158,937	1,601,590	1,557,347	42,479	47,266	24,448	24,940	45,529	50,119
British subjects in French Chandranagar	4,913	2,922	1,911	...	...	25	43	34	33

This content downloaded from
14.194.219.90 on Fri, 09 Feb 2024 06:46:19 +00:00
All use subject to https://about.jstor.org/terms

PART A—ALL RELIGIONS—*continued.*

PERIODS.

3 YEARS.		4 YEARS.		TOTAL 0—4.		5—9.		10—14.	
Male.	Female.	Male.	Female.	Male.	Female.	Male.	Female.	Male.	Female.
11	12	13	14	15	16	17	18	19	20
25,981	30,874	22,682	23,413	103,937	113,968	119,318	118,448	103,118	87,927
35,495	40,861	32,580	34,183	135,864	153,170	157,938	152,059	131,307	111,108
31,437	35,698	30,269	32,447	133,320	145,335	156,325	145,331	132,902	108,328
44,378	49,776	41,478	43,849	178,056	193,104	218,790	211,899	162,847	133,732
41,596	48,307	38,815	41,898	164,682	182,033	211,444	205,763	170,341	140,094
38,580	45,245	36,755	40,197	160,279	180,527	196,819	185,650	141,152	127,912
27,548	32,706	25,368	28,333	113,447	128,865	141,282	137,050	113,541	91,177
245,015	283,467	227,947	244,290	989,585	1,097,032	1,195,916	1,156,230	955,188	800,278
34,925	40,534	30,251	32,586	132,643	146,105	167,218	161,688	119,225	99,616
35,463	41,541	29,970	32,295	132,705	148,920	159,386	154,901	123,609	104,282
30,210	36,553	31,603	33,794	126,668	140,879	160,556	150,776	112,032	84,385
14,636	16,442	13,065	13,532	64,012	68,403	66,726	63,357	45,041	36,611
35,167	40,220	30,778	31,786	141,913	152,403	153,514	145,650	111,837	99,085
150,401	175,399	135,667	143,993	597,941	656,710	707,800	676,372	511,744	423,979
395,416	458,756	363,614	388,283	1,587,526	1,753,732	1,903,716	1,832,602	1,466,932	1,224,257
29,137	32,243	27,520	28,156	121,161	128,360	138,300	134,659	130,007	115,885
13,286	14,914	12,411	13,112	53,409	5,931	67,090	66,763	63,628	56,577
14,434	15,682	12,261	12,698	59,776	63,708	67,458	65,558	66,180	58,116
2,082	2,995	2,043	2,825	11,183	11,969	14,284	14,484	11,455	10,247
59,539	65,836	54,235	56,791	247,529	263,168	287,132	281,464	271,270	240,825
22,323	26,556	18,467	19,941	82,418	92,834	103,269	101,040	79,253	67,610
36,506	41,313	33,479	36,105	140,406	153,722	156,392	147,961	118,775	98,372
21,719	24,849	17,455	18,544	84,794	89,777	105,673	104,626	80,866	63,247
9,810	10,593	9,215	9,343	39,202	40,542	47,222	46,109	38,805	32,911
90,358	103,311	78,646	83,933	346,820	376,875	412,556	399,736	317,699	262,140
1,185,214	1,327,379	1,090,134	1,132,737	4,949,959	5,351,475	5,507,911	5,239,324	4,310,415	3,463,328
9,377	10,563	8,796	9,319	40,849	44,282	44,751	43,352	31,971	22,494
28,213	32,891	24,400	27,124	109,742	122,836	138,883	138,130	117,693	98,136
18,902	21,457	16,128	17,522	67,600	73,983	82,551	77,596	63,739	48,267
56,492	64,911	49,324	53,965	218,272	241,101	266,185	259,078	213,403	168,897
34	28	32	32	125	135	152	131	172	189

This content downloaded from
14.194.219.90 on Fri, 09 Feb 2024 06:46:19 +00:00
All use subject to https://about.jstor.org/terms

TABLE VII.—AGE BY RELIGION—

DISTRICT.	AGE								
	15—19.		20—24.		25—29.		30—34.		35
	Male.	Female.	Male.	Female.	Male.	Female.	Male.	Female.	Male.
	21	22	23	24	25	26	27	28	29
Patna Division.									
Patna	67,817	63,078	67,964	75,454	72,547	78,584	71,812	78,124	53,240
Gaya	77,658	75,351	75,575	88,688	84,205	93,853	86,710	94,504	63,463
Shahabad	77,754	72,455	75,717	88,979	80,693	93,525	80,639	94,295	59,537
Darbhanga	105,642	99,451	84,841	108,203	111,319	132,309	119,524	127,474	87,552
Muzaffarpur	102,040	94,071	86,229	103,831	99,807	120,160	101,507	117,398	78,892
Saran	86,343	84,636	83,697	101,666	80,784	114,075	82,403	118,320	66,035
Champaran	68,519	59,196	67,076	72,635	80,191	83,420	82,162	81,505	64,632
Total ...	585,773	548,238	541,099	641,455	609,346	714,926	624,417	711,629	473,341
Bhagalpur Division.									
Bhagalpur	74,933	73,063	64,240	79,709	89,841	96,654	90,761	91,606	64,342
Monghyr	75,827	72,587	61,441	78,109	78,443	91,469	78,155	88,904	57,933
Purnea	77,737	70,618	58,970	69,561	92,860	96,842	85,222	86,729	74,403
Malda	34,309	38,436	26,168	33,361	36,057	38,958	30,225	30,676	25,853
Santal Parganas	74,739	78,781	61,948	70,827	67,486	68,851	57,762	62,137	44,355
Total ...	337,544	333,485	272,773	331,567	364,687	392,753	342,125	360,052	266,976
TOTAL, BIHAR ...	923,317	881,723	813,872	973,022	974,033	1,107,679	966,542	1,071,681	740,317
Orissa Division.									
Cuttack	97,527	94,925	78,000	70,546	61,950	69,505	67,994	80,612	52,851
Puri	43,752	40,140	39,367	37,553	35,384	36,335	39,095	40,689	28,520
Balasor	52,178	52,570	42,525	44,246	33,552	35,071	36,338	42,203	27,515
Angul	7,514	7,826	6,454	6,767	7,679	7,995	6,632	6,965	5,626
TOTAL, ORISSA ...	200,971	195,461	166,346	168,112	138,571	149,106	150,049	170,469	114,512
Chutia Nagpur Division.									
Hazaribagh	44,370	42,468	35,210	44,065	40,570	50,916	44,579	50,720	34,818
Lohardaga	61,395	60,366	51,232	66,438	61,547	72,507	67,647	72,556	48,837
Manbhum	56,526	55,373	32,725	40,105	45,239	52,125	39,762	43,478	40,420
Singhbhum	24,001	25,409	18,251	22,054	20,181	22,144	19,646	21,657	15,404
TOTAL, CHUTIA NAGPUR	186,292	183,616	137,418	172,662	167,537	197,992	171,634	188,441	139,569
TOTAL FOR BRITISH TERRITORY	2,904,956	2,894,246	2,492,818	2,658,527	2,985,059	319,886	2,663,700	2,922,980	2,301,418
Feudatory States.									
Kuch Bihar	24,135	24,751	21,532	24,110	27,409	27,696	24,279	22,237	21,629
Orissa Tributary States	73,076	73,218	62,020	67,034	69,663	70,538	71,869	73,519	48,676
Chutia Nagpur Tributary States	31,623	30,959	28,694	34,503	34,915	37,045	36,776	36,431	25,791
TOTAL FOR THE FEUDATORY STATES	128,834	128,928	112,246	125,647	131,987	135,279	132,924	132,187	96,096
British Subjects in French Chandranagar	179	172	316	191	377	230	447	217	276

This content downloaded from
14.194.219.90 on Fri, 09 Feb 2024 06:46:19 +00:00
All use subject to https://about.jstor.org/terms

Part A—All Religions—*concluded.*

PERIODS.

–39.		40—44.		45—49.		50—54.		55—59.		60 and over.	
Female.	Male.	Female.	Male.	Female.	Male.	Female.	Male.	Female.	Male.	Female.
30	31	32	33	34	35	36	37	38	39	40
50,629	59,362	*62,015*	36,043	*34,994*	40,600	*44,205*	18,552	*19,171*	51,622	*69,775*
67,636	70,398	*73,069*	40,769	*40,723*	47,496	*50,046*	19,326	*20,348*	54,362	*72,766*
67,012	61,389	*72,391*	33,195	*37,975*	40,445	*51,268*	12,866	*17,406*	46,017	*77,338*
93,801	93,919	*94,321*	55,312	*56,932*	63,471	*61,422*	23,935	*27,092*	65,737	*91,231*
93,197	89,709	*90,998*	54,093	*60,634*	58,551	*63,337*	26,461	*32,057*	70,619	*100,488*
89,684	66,686	*99,082*	43,049	*53,816*	48,506	*61,357*	19,914	*25,340*	64,820	*99,547*
60,789	61,474	*57,514*	39,934	*36,317*	40,301	*37,614*	16,876	*18,110*	47,650	*60,138*
529,647	493,737	*542,190*	301,393	*321,381*	339,370	*369,249*	137,950	*159,524*	400,847	*571,283*
60,816	67,212	*63,710*	37,674	*34,819*	40,433	*41,075*	14,700	*16,032*	41,551	*62,938*
64,619	64,045	*60,342*	41,332	*40,566*	45,100	*45,490*	19,468	*19,667*	49,588	*70,093*
59,296	64,206	*50,542*	43,967	*31,723*	38,644	*35,496*	15,833	*13,762*	42,308	*54,551*
21,997	21,948	*23,112*	13,242	*12,498*	13,338	*15,536*	5,130	*5,701*	17,988	*26,379*
45,372	46,727	*43,455*	27,536	*24,705*	27,830	*27,434*	13,891	*15,211*	40,629	*49,718*
253,100	264,033	*256,161*	163,771	*144,311*	165,342	*165,031*	69,112	*70,373*	192,004	*263,679*
781,747	757,775	798,351	465,164	465,692	504,712	534,280	207,062	229,897	592,911	834,962
51,912	63,191	*74,031*	31,237	*28,254*	39,566	*50,023*	13,562	*13,675*	45,335	*75,727*
24,689	33,383	*34,673*	16,677	*12,740*	23,408	*24,767*	7,619	*6,246*	21,178	*29,965*
27,694	33,414	*41,184*	16,132	*15,529*	20,836	*25,950*	7,000	*7,377*	19,744	*32,881*
4,612	5,140	*4,609*	2,274	*1,934*	3,234	*3,002*	966	*827*	3,317	*3,959*
108,907	135,128	154,497	66,320	58,457	87,044	103,742	29,177	28,125	88,444	142,532
36,728	33,220	*34,749*	21,174	*18,670*	20,309	*21,345*	8,398	*8,398*	19,286	*27,614*
42,009	47,565	*48,785*	24,101	*23,419*	28,538	*29,307*	11,835	*14,009*	29,943	*42,681*
35,954	30,471	*30,348*	21,934	*19,631*	20,000	*20,699*	10,345	*10,676*	24 448	*34,090*
14,551	15,664	*14,953*	8,209	*7,561*	10,035	*9,418*	3,908	*4,030*	10,759	*12,732*
136,242	126,920	128,835	75,408	69,481	76,998	80,769	34,486	37,113	84,436	117,117
2,030,698	2,214,054	2,173,421	1,308,226	1,149,192	1,398,391	1,466,915	600,059	608,092	1,666,767	2,178,908
14,619	20,586	*16,052*	11,369	*7,537*	13,046	*11,252*	4,348	*3,267*	16,562	*14,762*
42,437	60,402	*55,537*	23,062	*18,523*	35,735	*36,409*	8,629	*8,265*	30,000	*42,678*
23,408	31,226	*25,286*	11,121	*8,965*	15,255	*13,014*	5,370	*5,719*	14,932	*18,500*
80,464	112,214	96,875	45,552	35,025	64,036	60,675	18,347	17,251	61,494	75,940
145	368	*179*	104	*86*	129	*105*	61	*52*	13	*159*

This content downloaded from
14.194.219.90 on Fri, 09 Feb 2024 06:46:19 +00:00
All use subject to https://about.jstor.org/terms

TABLE VII.—AGE BY RELIGION—

DISTRICT.	TOTAL HINDUS.			AGE					
	Total.	Male.	Female.	UNDER 1 YEAR.		1 YEAR.		2 YEARS.	
				Male.	Female.	Male.	Female.	Male.	Female.
1	2	3	4	5	6	7	8	9	10
Bardwan Division.									
Bardwan	1,117,745	546,741	*571,004*	15,738	*17,282*	6,751	*7,272*	13,554	*14,988*
Bankura	920,389	452,163	*468,226*	12,949	*14,005*	5,853	*6,550*	12,936	*14,420*
Birbhum	593,199	289,102	*304,097*	8,284	*9,491*	4,161	*4,680*	7,971	*8,526*
Midnapur	2,321,533	1,155,816	*1,165,717*	28,303	*29,041*	14,576	*16,241*	31,329	*34,544*
Hugli	881,319	436,339	*444,980*	12,058	*12,932*	5,802	*6,199*	11,793	*12,674*
Howrah	566,053	287,407	*278,646*	6,478	*7,067*	5,052	*6,094*	8,138	*9,090*
Total ...	6,400,238	3,167,568	*3,232,670*	83,810	*89,818*	42,795	*47,036*	85,723	*94,248*
Presidency Division.									
24-Parganas	1,187,604	619,954	*567,650*	21,616	*22,666*	8,480	*9,206*	16,134	*18,215*
Calcutta	444,845	288,016	*156,829*	3,488	*3,049*	2,519	*2,078*	3,324	*3,277*
Nadia	689,277	334,178	*355,099*	12,758	*13,832*	5,011	*5,499*	10,036	*10,333*
Jessor	737,728	362,561	*375,167*	13,453	*15,327*	4,510	*4,857*	10,265	*11,300*
Murshidabad	620,192	303,461	*316,731*	11,040	*12,249*	3,793	*4,038*	8,503	*9,116*
Khulna	572,681	300,056	*272,625*	11,986	*13,038*	3,780	*4,276*	8,329	*9,067*
Total ...	4,252,527	2,208,226	*2,044,301*	74,341	*80,361*	28,093	*29,954*	56,591	*61,308*
Rajshahi Division.									
Dinajpur	740,483	388,653	*351,830*	10,236	*10,534*	6,508	*6,596*	11,073	*11,969*
Rajshahi	278,950	143,374	*135,576*	3,893	*4,195*	1,834	*2,116*	3,984	*4,403*
Rangpur	768,275	396,694	*371,581*	10,562	*11,350*	5,606	*6,278*	10,312	*11,689*
Bogra	154,312	83,833	*70,479*	2,010	*2,247*	1,23	*1,350*	2,186	*2,420*
Pabna	362,123	179,685	*182,438*	5,021	*5,356*	3,021	*3,328*	5,643	*6,390*
Darjeeling	171,171	94,876	*76,295*	1,870	*1,902*	1,063	*1,998*	2,553	*2,581*
Jalpaiguri	449,560	241,975	*207,585*	6,667	*6,757*	4,116	*4,467*	6,533	*7,157*
Total ...	2,924,874	1,529,090	*1,395,784*	40,259	*42,312*	24,338	*26,133*	42,282	*46,609*
Dacca Division.									
Dacca	935,823	460,684	*475,139*	16,568	*17,407*	6,432	*6,815*	14,520	*15,416*
Faridpur	697,739	338,360	*359,379*	13,842	*14,851*	4,127	*4,676*	11,340	*12,271*
Bakharganj	680,514	349,152	*331,362*	11,819	*12,531*	4,305	*4,620*	9,690	*10,520*
Maimansingh	1,045,716	548,575	*497,141*	16,047	*16,840*	5,743	*6,420*	13,511	*14,863*
Total ...	3,359,792	1,696,771	*1,663,021*	58,276	*61,629*	20,607	*22,531*	49,261	*53,070*
Chittagong Division.									
Chittagong	302,351	145,691	*156,660*	4,210	*4,168*	2,979	*3,005*	4,987	*5,190*
Noakhali	248,146	126,124	*122,022*	4,294	*4,457*	1,045	*1,734*	4,116	*4,411*
Tippera	557,190	284,127	*273,063*	8,699	*9,327*	3,252	*3,426*	7,993	*8,738*
Total ...	1,107,687	555,942	*551,745*	17,203	*17,952*	7,876	*8,165*	17,096	*18,339*
TOTAL, BENGAL PROPER	18,045,118	9,157,597	8,887,521	273,889	292,079	123,709	133,819	250,953	273,574

This content downloaded from
14.194.219.90 on Fri, 09 Feb 2024 06:46:19 +00:00
All use subject to https://about.jstor.org/terms

Part B—Hindus.

PERIODS.

3 years.		4 years.		Total 0—4.		5—9.		10—14.	
Male.	Female.	Male.	Female.	Male.	Female.	Male.	Female.	Male.	Female.
11	12	13	14	15	16	17	18	19	20
15,600	16,929	14,508	13,863	66,211	70,327	69,746	66,160	59,873	48,033
14,849	16,855	13,744	13,613	60,333	65,449	63,183	64,456	56,431	41,667
8,479	9,561	7,524	7,179	36,419	39,430	37,598	35,609	29,939	24,253
34,454	38,618	29,325	28,850	137,987	147,294	169,376	157,390	143,264	105,603
11,674	12,859	11,377	10,904	52,704	53,548	55,097	51,827	47,425	39,068
8,233	9,122	8,409	7,997	36,901	39,370	39,405	37,093	33,264	25,415
93,289	103,917	84,938	82,399	390,555	417,418	439,405	412,535	370,196	284,639
18,602	19,633	18,495	17,776	83,327	87,696	82,914	75,063	66,289	48,943
3,718	3,527	3,523	2,963	16,572	14,896	15,861	14,145	19,517	11,626
10,451	10,943	9,756	9,277	48,012	49,886	42,805	38,629	37,108	28,665
10,575	11,413	9,999	9,703	48,712	52,599	48,568	43,795	43,877	32,917
9,276	10,146	8,178	8,054	40,790	43,603	40,548	38,059	32,806	25,252
8,420	9,274	8,654	8,788	41,169	44,443	42,206	38,717	34,359	25,374
61,042	64,937	58,515	56,563	278,582	293,123	272,962	248,401	234,256	172,777
12,267	13,992	11,915	12,508	52,059	55,599	61,984	56,831	36,469	28,799
4,126	4,457	3,562	3,534	17,397	18,703	18,137	16,549	14,498	10,318
11,311	13,139	10,450	11,516	48,241	53,992	54,753	51,271	35,519	28,005
2,455	2,733	2,057	2,150	9,938	10,900	10,615	10,294	7,560	5,458
5,631	6,133	4,632	4,618	23,968	25,805	22,701	21,383	18,927	14,555
2,587	2,939	2,281	2,290	11,254	11,410	11,213	10,534	10,019	8,497
7,275	7,925	7,048	7,785	31,639	34,091	33,733	31,130	24,421	18,819
45,652	51,038	41,963	44,401	194,496	210,500	213,135	197,992	147,413	114,450
14,818	15,734	12,941	13,366	65,279	68,738	64,354	64,617	54,375	44,421
11,093	11,833	9,961	10,206	50,265	53,837	45,976	44,919	41,886	33,495
9,250	10,560	9,404	9,836	44,608	48,067	44,456	44,451	38,631	29,595
14,572	16,198	13,596	14,624	63,469	68,945	73,725	71,219	56,173	44,299
49,735	54,325	45,902	48,032	223,681	239,587	228,511	225,199	191,065	151,810
5,031	5,482	5,107	4,911	22,314	22,756	23,267	21,808	17,688	13,639
4,108	4,497	4,077	4,129	18,240	19,228	18,583	18,409	13,987	11,094
8,173	9,222	7,770	8,538	35,887	39,271	39,677	40,666	31,096	25,764
17,312	19,201	16,954	17,598	76,441	81,255	80,527	80,883	64,771	50,497
267,030	293,418	248,174	248,993	1,163,765	1,241,883	1,234,540	1,165,010	1,007,701	774,173

This content downloaded from
14.194.219.90 on Fri, 09 Feb 2024 06:46:19 +00:00
All use subject to https://about.jstor.org/terms

TABLE VII.—AGE BY RELIGION—

DISTRICT.	AGE								
	15—19.		20—24.		25—29.		30—34.		35
	Male.	Female.	Male.	Female.	Male.	Female.	Male.	Female.	Male.
	21	22	23	24	25	26	27	28	29
Bardwan Division.									
Bardwan	48,229	*51,543*	41,054	*46,279*	53,497	*54,967*	45,883	*46,497*	42,631
Bankura	43,547	*43,103*	32,283	*37,985*	38,761	*44,694*	32,413	*36,337*	30,125
Birbhum	24,498	*26,816*	21,084	*24,650*	28,344	*30,898*	23,074	*24,207*	23,143
Midnapur	108,701	*111,556*	93,615	*110,059*	100,727	*112,834*	96,631	*103,242*	75,402
Hugli	33,845	*37,471*	33,319	*38,777*	40,125	*41,458*	39,058	*38,544*	31,975
Howrah	24,600	*25,006*	23,411	*25,011*	26,794	*25,002*	25,173	*22,476*	18,227
Total ...	283,420	*295,495*	244,765	*282,761*	287,248	*309,853*	262,232	*271,303*	221,583
Presidency Division.									
24-Parganas	49,190	*52,332*	47,751	*50,451*	57,646	*52,820*	54,687	*45,841*	43,545
Calcutta	23,935	*12,435*	35,648	*14,621*	39,123	*16,588*	39,327	*17,479*	26,304
Nadia	30,447	*30,793*	23,765	*28,162*	25,917	*29,899*	24,603	*27,827*	22,763
Jessor	31,334	*35,060*	25,177	*31,468*	30,657	*34,587*	27,741	*30,346*	24,470
Murshidabad	27,610	*27,709*	23,079	*25,679*	27,006	*28,049*	23,847	*24,879*	21,089
Khulna	25,178	*27,610*	22,104	*23,723*	28,239	*25,007*	24,371	*20,173*	19,499
Total ...	187,694	*185,929*	177,724	*174,104*	208,588	*186,950*	193,976	*166,545*	157,690
Rajshahi Division.									
Dinajpur	30,495	*30,525*	24,277	*23,220*	38,386	*37,630*	33,031	*29,285*	30,994
Rajshahi	11,853	*11,878*	11,313	*12,820*	14,453	*13,466*	14,303	*12,161*	10,327
Rangpur	28,942	*30,902*	29,455	*32,377*	39,917	*38,085*	37,849	*33,156*	32,157
Bogra	6,124	*6,276*	6,376	*6,631*	8,718	*6,766*	8,709	*5,812*	6,764
Pabna	13,897	*15,238*	12,873	*15,153*	16,173	*16,286*	14,629	*14,853*	13,113
Darjeeling	8,748	*7,578*	9,854	*8,016*	10,863	*7,900*	9,509	*6,564*	6,752
Jalpaiguri	18,056	*17,313*	19,243	*19,282*	24,767	*21,444*	22,051	*17,752*	17,374
Total ...	118,115	*119,710*	113,391	*122,499*	153,276	*141,577*	140,081	*119,583*	117,483
Dacca Division.									
Dacca	39,057	*44,690*	33,405	*40,315*	38,716	*40,764*	34,996	*34,737*	31,100
Faridpur	28,782	*33,397*	23,550	*30,435*	27,597	*31,493*	25,892	*28,240*	20,592
Bakharganj	31,333	*31,819*	28,120	*29,898*	31,793	*30,496*	27,602	*24,587*	23,610
Maimansingh	44,965	*45,416*	42,973	*42,052*	52,940	*47,478*	49,610	*37,974*	43,519
Total ...	144,167	*155,322*	128,048	*142,700*	155,046	*150,231*	138,100	*125,538*	118,821
Chitttagong Division.									
Chittagong	13,522	*14,907*	11,042	*14,695*	10,712	*12,824*	10,731	*12,700*	7,358
Noakhali	11,026	*11,627*	9,483	*10,868*	10,042	*10,350*	8,945	*8,673*	7,645
Tippera	24,694	*26,348*	22,356	*24,359*	25,422	*24,048*	21,484	*20,152*	19,797
Total ...	49,242	*52,882*	42,881	*49,922*	46,176	*47,822*	41,160	*41,525*	34,800
TOTAL, BENGAL PROPER	782,638	809,338	706,809	771,986	850,334	836,433	775,549	724,494	650,377

This content downloaded from
14.194.219.90 on Fri, 09 Feb 2024 06:46:19 +00:00
All use subject to https://about.jstor.org/terms

PART B—HINDUS—*continued.*

PERIODS.

—39.	40—44.		45—49.		50—54.		55—59.		60 AND OVER.	
Female.	Male.	Female.	Male.	Female.	Male.	Female.	Male.	Female.	Male.	Female.
30	31	32	33	34	35	36	37	38	39	40
39,935	35,890	38,187	26,571	27,059	19,426	23,720	15,255	19,099	23,455	38,598
29,955	25,406	27,903	19,987	19,153	16,162	18,902	10,178	11,725	18,245	26,898
21,417	18,157	19,606	14,168	14,244	11,527	13,629	7,434	8,821	13,717	20,517
67,262	79,503	77,537	37,669	33,691	45,699	51,810	18,032	18,985	48,120	68,445
28,171	33,605	32,296	19,084	17,568	18,924	21,919	9,908	11,494	21,270	30,839
15,879	19,479	17,403	9,495	8,750	10,580	11,522	5,547	6,109	14,531	19,611
202,619	212,130	212,932	126,974	120,464	123,338	141,511	66,384	76,232	139,338	204,908
32,320	41,004	33,451	24,978	18,996	22,525	21,536	13,959	12,525	32,739	35,886
11,781	28,053	13,810	12,592	6,603	13,838	8,723	5,789	3,824	10,957	10,298
22,445	22,375	25,506	14,679	15,017	14,436	18,259	8,625	10,324	18,623	29,687
22,587	22,857	24,170	15,331	13,894	14,117	16,623	6,607	9,302	21,113	27,819
19,462	19,589	21,678	12,265	12,687	12,184	15,646	6,670	8,364	15,958	25,671
13,816	17,478	14,287	11,602	8,319	11,143	9,931	6,018	4,855	16,430	16,370
122,411	151,356	132,902	91,667	75,516	88,243	90,718	49,668	49,194	115,820	145,731
20,589	26,639	19,717	16,153	10,490	14,854	12,502	5,824	4,964	17,488	16,680
7,445	10,469	9,459	5,373	4,563	6,033	6,405	2,170	2,315	7,049	9,494
22,023	30,441	24,855	15,778	11,786	18,161	17,661	5,615	4,937	19,866	22,531
3,891	6,421	4,217	3,471	2,070	3,673	2,933	1,171	853	4,293	4,378
11,003	12,430	12,236	7,338	7,036	8,002	8,952	4,586	3,882	11,048	10,057
3,935	6,335	4,337	2,805	1,643	3,100	2,173	879	653	3,545	3,055
10,989	16,935	12,010	8,723	4,969	10,087	7,247	4,016	2,217	10,930	10,322
79,874	109,670	86,831	59,641	42,557	63,910	57,873	24,260	19,821	74,219	82,517
27,253	27,516	27,852	18,846	17,300	18,054	20,342	8,532	8,812	26,424	35,298
19,444	20,168	22,174	12,406	12,115	14,492	16,604	5,989	6,115	20,668	27,118
19,055	20,843	18,537	14,573	11,525	15,133	14,214	7,807	6,704	20,783	22,424
29,149	36,182	29,304	21,719	17,086	20,994	20,341	9,634	8,651	28,672	35,227
94,901	104,709	97,857	67,484	58,026	68,680	71,501	31,962	30,282	96,547	120,067
6,927	8,374	9,604	5,454	5,148	6,225	7,722	2,713	2,856	7,291	10,944
6,390	7,401	6,662	5,220	3,863	5,502	5,403	2,710	1,825	7,167	7,630
15,311	17,142	15,469	11,985	9,105	11,603	11,015	5,264	4,236	15,720	16,219
28,128	32,917	31,793	22,665	18,116	23,497	24,210	10,687	8,917	30,178	34,793
528,933	610,782	562,317	368,381	314,679	367,668	385,813	182,961	184,446	456,102	588,019

This content downloaded from
14.194.219.90 on Fri, 09 Feb 2024 06:46:19 +00:00
All use subject to https://about.jstor.org/terms

TABLE VII.—AGE BY RELIGION—

DISTRICT.	TOTAL HINDUS.			AGE					
	Total.	Male.	Female.	UNDER 1 YEAR.		1 YEAR.		2 YEARS.	
				Male.	Female.	Male.	Female.	Male.	Female.
1	2	3	4	5	6	7	8	9	10
Patna Division.									
Patna	1,564,809	772,626	*792,183*	21,665	*23,044*	8,923	*9,843*	17,933	*19,555*
Gaya	1,911,254	944,964	*966,290*	25,484	*28,379*	11,460	*12,920*	23,564	*28,240*
Shahabad	1,814,127	923,236	*890,891*	27,311	*27,089*	13,173	*14,498*	25,748	*29,630*
Darbhanga	2,462,308	1,207,352	*1,254,956*	41,528	*42,096*	10,256	*11,932*	28,765	*33,483*
Muzaffarpur	2,377,906	1,148,737	*1,229,169*	34,628	*36,004*	11,463	*12,557*	27,413	*31,671*
Saran	2,176,113	1,003,144	*1,172,969*	32,507	*35,175*	12,327	*13,454*	29,871	*34,749*
Champaran	1,590,044	692,375	*787,669*	22,888	*25,028*	8,568	*9,539*	20,380	*23,291*
Total ...	13,996,561	6,802,434	*7,194,127*	206,011	*216,815*	76,170	*84,043*	173,674	*200,619*
Bhagalpur Division.									
Bhagalpur	1,811,409	895,864	*915,545*	29,485	*29,667*	8,416	*9,128*	22,183	*26,176*
Monghyr	1,836,165	896,071	*943,094*	29,746	*31,726*	8,602	*9,560*	22,295	*26,376*
Purnea	1,138,738	583,845	*554,893*	16,311	*16,562*	6,311	*6,944*	14,061	*16,733*
Malda	409,153	204,307	*204,846*	7,077	*7,413*	3,050	*3,238*	6,548	*7,188*
Santal Parganas	900,820	445,089	*455,731*	15,041	*16,053*	10,828	*9,716*	11,715	*14,145*
Total ...	6,099,285	3,025,176	*3,074,109*	97,660	*101,421*	37,207	*38,586*	76,712	*90,618*
TOTAL, BIHAR ...	20,095,846	9,827,610	10,268,236	303,671	318,236	113,377	122,629	250,386	291,237
Orissa Division.									
Cuttack	1,881,956	914,522	*967,434*	24,764	*25,904*	9,797	*10,705*	28,062	*29,420*
Puri	927,518	465,802	*461,716*	12,189	*12,397*	4,049	*4,442*	12,870	*13,631*
Balasor	969,297	468,854	*500,443*	13,805	*14,090*	4,496	*4,810*	13,908	*15,545*
Angul	169,501	85,445	*84,056*	2,924	*2,994*	737	*736*	2,177	*2,403*
TOTAL, ORISSA ...	3,948,272	1,934,623	2,013,649	53,682	55,385	19,079	20,693	56,957	60,998
Chutia Nagpur Division.									
Hazaribagh	960,193	466,414	*493,779*	17,340	*19,030*	4,864	*5,201*	11,719	*13,759*
Lohardaga	941,384	466,697	*474,687*	13,692	*14,756*	8,575	*9,346*	13,509	*15,663*
Manbhum	972,510	482,239	*490,271*	20,261	*17,692*	5,349	*5,682*	12,195	*14,343*
Singhbhum	230,999	115,958	*115,041*	3,155	*3,174*	2,126	*2,013*	3,103	*3,295*
TOTAL, CHUTIA NAGPUR	3,105,086	1,531,308	1,573,778	54,448	54,652	21,213	22,242	40,526	47,060
TOTAL FOR BRITISH TERRITORY	45,194,322	22,451,138	22,743,184	685,890	720,352	277,378	299,393	596,822	672,669
Feudatory States.									
Kuch Bihar	406,562	212,057	*194,505*	6,276	*6,081*	3,189	*3,489*	6,085	*6,614*
Orissa Tributary States	1,531,815	766,197	*764,818*	22,403	*26,451*	6,342	*7,355*	20,020	*22,795*
Chutia Nagpur Tributary States	573,848	293,240	*280,608*	5,586	*5,560*	6,648	*6,954*	8,396	*9,489*
TOTAL FOR THE FEUDATORY STATES	2,512,225	1,272,294	1,239,931	34,265	38,692	18,179	18,298	35,401	38,898
British subjects in French Chandernagar	4,143	2,405	*1,738*	...	...	23	*41*	31	*29*

This content downloaded from
14.194.219.90 on Fri, 09 Feb 2024 06:46:19 +00:00
All use subject to https://about.jstor.org/terms

PART B—HINDUS—*continued.*

PERIODS.

3 YEARS.		4 YEARS.		TOTAL 0—4.		5—9.		10—14.	
Male.	Female.	Male.	Female.	Male.	Female.	Male.	Female.	Male.	Female.
11	12	13	14	15	16	17	18	19	20
22,929	*27,451*	20,065	*20,502*	91,515	*100,395*	106,180	*104,937*	91,470	*77,919*
31,662	*36,435*	28,926	*30,387*	121,096	*136,361*	141,545	*135,978*	118,331	*99,006*
29,071	*32,936*	27,902	*29,907*	123,205	*134,060*	144,827	*134,528*	123,465	*99,997*
39,101	*43,692*	36,203	*38,205*	155,852	*168,708*	192,141	*186,457*	143,110	*117,737*
36,491	*42,378*	33,680	*36,688*	143,875	*159,298*	185,018	*180,632*	149,276	*122,653*
33,592	*39,523*	32,149	*35,178*	140,446	*158,079*	167,591	*162,990*	123,343	*112,693*
23,480	*27,880*	21,578	*24,100*	96,594	*109,838*	120,391	*117,954*	97,121	*78,036*
216,326	*250,295*	200,702	*214,967*	872,583	*966,739*	1,057,693	*1,022,576*	846,166	*707,331*
30,999	*36,083*	26,835	*28,787*	117,908	*129,841*	148,708	*144,219*	105,886	*88,568*
32,025	*37,506*	26,990	*29,029*	119,568	*134,197*	144,095	*140,175*	111,868	*93,906*
17,454	*21,056*	17,341	*18,590*	71,478	*79,885*	90,610	*85,817*	61,695	*49,056*
6,839	*7,845*	6,006	*6,393*	29,520	*32,007*	31,911	*30,365*	21,609	*17,251*
16,835	*19,705*	14,215	*14,680*	68,634	*74,299*	73,574	*69,736*	54,100	*40,440*
104,152	*122,195*	91,377	*97,409*	407,108	*450,229*	489,098	*470,312*	355,358	*295,221*
320,478	372,490	292,079	312,376	1,279,991	1,416,968	1,546,791	1,492,888	1,201,524	1,002,552
28,205	*31,237*	26,608	*27,288*	117,436	*124,554*	133,835	*130,333*	126,010	*112,645*
12,984	*14,590*	12,153	*12,853*	54,245	*57,913*	65,738	*65,294*	62,493	*55,576*
14,041	*15,269*	11,921	*12,379*	58,171	*62,093*	65,588	*63,861*	64,524	*56,746*
2,680	*2,986*	2,635	*2,819*	11,153	*11,937*	14,232	*14,481*	11,415	*10,203*
57,910	64,082	53,377	55,339	241,005	256,497	279,393	273,969	264,442	235,170
18,260	*21,651*	15,003	*16,127*	67,386	*75,768*	84,277	*82,290*	65,101	*55,775*
18,541	*21,497*	17,675	*19,130*	72,292	*80,393*	83,513	*80,455*	63,543	*51,176*
17,379	*19,863*	13,916	*14,619*	69,099	*72,199*	84,117	*83,129*	65,321	*50,590*
3,991	*4,292*	3,726	*3,777*	16,101	*16,551*	20,207	*19,833*	16,602	*13,102*
58,171	67,303	50,320	53,653	224,878	244,910	272,114	265,707	210,567	170,643
703,589	797,293	643,950	670,361	2,909,629	3,160,258	3,332,838	3,197,574	2,684,234	2,182,598
6,453	*7,314*	5,954	*6,334*	27,957	*30,432*	30,404	*29,998*	21,433	*15,047*
25,203	*29,161*	21,691	*23,853*	98,559	*110,120*	124,531	*124,103*	105,009	*88,478*
11,914	*13,662*	10,198	*11,126*	42,742	*46,791*	53,069	*49,779*	41,371	*31,391*
43,570	50,137	37,843	41,313	169,258	187,343	207,994	203,880	167,863	134,916
30	*26*	30	*28*	114	*124*	129	*114*	144	*159*

This content downloaded from
14.194.219.90 on Fri, 09 Feb 2024 06:46:19 +00:00
All use subject to https://about.jstor.org/terms

TABLE VII.—AGE BY RELIGION—

AGE

DISTRICT.	15—19.		20—24.		25—29.		30—34.		35—
	Male.	Female.	Male.	Female.	Male.	Female.	Male.	Female.	Male.
	21	22	23	24	25	26	27	28	29
Patna Division.									
Patna	60,757	55,620	60,677	65,783	65,253	69,278	64,884	68,288	48,545
Gaya	70,962	67,363	69,176	78,419	77,154	82,930	79,183	82,760	58,053
Shahabad	72,900	66,911	70,801	82,052	75,794	86,845	75,786	87,258	56,160
Darbhanga	93,985	87,948	75,152	94,862	98,759	115,847	105,329	111,001	77,619
Muzaffarpur	90,385	82,518	76,456	92,551	88,845	105,112	89,791	102,013	70,236
Saran	77,054	74,568	75,938	89,431	72,458	100,575	73,113	104,105	59,150
Champaran	59,044	50,777	57,889	62,136	69,435	70,475	70,804	69,381	55,524
Total ...	525,087	485,705	485,989	565,234	547,698	631,062	558,890	624,806	425,287
Bhagalpur Division.									
Bhagalpur	67,019	65,149	57,240	70,845	80,467	86,208	81,188	81,514	57,907
Monghyr	69,220	65,624	55,957	69,915	71,899	82,115	71,276	79,533	53,073
Purnea	44,573	42,477	35,051	41,337	57,303	57,106	53,026	51,214	43,389
Malda	17,566	18,795	13,733	16,340	19,346	19,900	16,568	15,303	14,270
Santal Parganas	37,102	38,531	32,692	37,879	36,521	38,849	32,770	36,823	25,364
Total ...	235,479	230,576	194,673	236,316	265,536	284,178	254,828	264,387	196,003
TOTAL, BIHAR ...	760,566	716,281	680,662	801,550	813,234	915,240	813,718	889,193	621,290
Orissa Division.									
Cuttack	94,964	92,385	76,119	77,172	60,411	67,227	66,217	78,070	51,536
Puri	42,987	39,453	38,703	36,849	34,651	35,831	38,345	39,925	27,996
Balasor	50,901	51,283	41,340	43,083	32,471	34,988	35,268	41,084	26,843
Angul	7,490	7,789	6,434	6,739	7,639	7,080	6,605	6,947	5,596
TOTAL, ORISSA ...	196,342	190,910	162,596	163,843	135,172	145,126	146,435	166,026	111,971
Chutia Nagpur Division.									
Hazaribagh	36,676	34,830	29,018	36,612	33,690	42,554	36,986	42,281	28,745
Lohardaga	33,665	31,389	30,160	36,725	36,146	41,061	39,705	40,217	27,722
Manbhum	46,126	45,639	26,931	33,406	37,435	43,128	32,329	35,710	33,233
Singhbhum	9,807	9,913	7,606	9,221	8,984	9,905	8,805	9,476	7,218
TOTAL, CHUTIA NAGPUR	126,274	121,771	93,715	115,964	116,255	136,648	117,975	127,684	96,918
TOTAL FOR BRITISH TERRITORY	1,885,820	1,838,300	1,843,602	1,853,343	1,914,995	2,033,447	1,853,677	1,907,397	1,480,556
Feudatory States.									
Kuch Bihar	16,797	17,284	15,406	17,018	19,524	19,596	17,126	15,020	15,069
Orissa Tributary States	66,385	65,728	56,310	60,732	63,423	63,621	65,460	66,739	43,733
Chutia Nagpur Tributary States	20,809	19,792	19,059	22,846	23,423	24,152	24,600	23,754	16,204
TOTAL FOR THE FEUDATORY STATES	103,991	102,804	90,775	100,596	106,370	107,369	107,186	106,413	75,006
British subjects in French Chandranagar	159	152	270	169	324	200	251	186	221

This content downloaded from
14.194.219.90 on Fri, 09 Feb 2024 06:46:19 +00:00
All use subject to https://about.jstor.org/terms

PART B—HINDUS—*concluded.*

PERIODS.

39.	40—44.		45—49.		50—54.		55—59.		60 AND OVER.	
Female.	Male.	Female.	Male.	Female.	Male.	Female.	Male.	Female.	Male.	Female.
30	31	32	33	34	35	36	37	38	39	40
50,533	53,138	54,327	32,584	31,131	35,851	37,601	16,780	17,195	44,992	59,876
60,065	64,098	63,616	37,090	35,941	43,758	43,283	17,441	17,894	48,027	62,674
63,361	57,403	66,389	31,222	35,330	37,609	46,905	11,974	16,915	42,000	71,040
83,005	82,543	81,882	49,049	50,420	55,670	53,447	21,190	24,098	56,953	79,554
82,082	71,902	78,640	47,995	53,228	51,175	54,749	23,298	28,272	61,385	87,421
79,370	58,896	79,761	38,425	47,690	42,851	53,864	17,762	22,546	56,217	87,297
51,998	52,784	48,973	33,425	30,822	34,416	32,022	14,499	15,384	40,149	50,773
470,414	439,954	473,588	269,790	284,562	300,330	321,871	122,944	141,604	349,723	498,635
54,609	60,067	56,583	33,726	31,366	36,000	36,283	13,299	14,409	36,449	55,960
58,667	56,221	61,684	37,891	30,798	40,821	40,329	17,743	17,924	44,439	62,234
34,502	39,916	33,519	26,442	18,144	23,403	20,824	9,596	8,136	24,963	32,883
11,508	12,227	11,669	7,531	6,693	7,302	8,083	2,930	3,024	9,795	13,908
26,165	26,420	23,869	15,953	13,548	14,790	14,889	7,436	7,916	19,733	26,787
185,442	196,851	187,317	121,543	106,549	122,316	120,401	51,004	51,409	135,379	191,772
655,856	636,805	660,905	391,333	391,111	422,646	442,272	173,948	193,013	485,102	690,407
50,460	61,636	71,768	30,511	27,509	38,545	48,469	13,275	13,375	44,027	73,467
24,270	32,834	34,062	16,436	12,543	23,020	24,364	7,534	6,163	20,820	29,473
27,157	32,508	40,263	15,749	15,200	20,351	25,350	6,863	7,248	18,277	32,087
4,591	5,125	4,587	2,266	1,939	3,219	2,994	963	826	3,308	3,950
106,478	132,103	150,680	64,962	57,184	85,135	101,177	28,635	27,612	86,432	138,977
30,709	27,365	29,031	17,423	15,637	16,814	17,958	6,979	7,068	15,754	23,266
26,818	27,962	27,267	13,725	12,905	14,926	16,233	6,610	7,327	16,668	22,722
29,774	24,764	25,203	18,141	16,594	16,429	17,296	8,612	9,047	19,702	28,646
6,062	6,838	6,387	3,554	2,916	4,022	4,055	1,540	1,582	4,584	6,038
93,383	87,129	87,888	52,843	47,962	52,191	55,542	23,741	25,024	56,708	80,672
1,384,630	1,466,819	1,461,790	877,519	810,936	927,640	984,804	409,285	430,095	1,084,344	1,496,072
10,446	14,851	11,644	8,183	5,516	9,562	8,174	3,220	2,369	12,475	11,061
37,653	55,002	50,776	20,654	16,507	32,545	33,565	7,797	7,441	27,599	39,365
14,576	21,175	17,106	7,010	5,572	10,345	8,799	3,353	3,346	10,080	12,711
62,675	91,028	79,526	35,847	27,595	52,452	50,531	14,370	13,156	50,154	63,127
125	309	157	127	75	104	93	49	45	104	139

This content downloaded from
14.194.219.90 on Fri, 09 Feb 2024 06:46:19 +00:00
All use subject to https://about.jstor.org/terms

TABLE VII.—AGE BY RELIGION—

DISTRICT.	TOTAL MUSALMANS.			AGE					
	Total.	Male.	Female.	UNDER 1 YEAR.		1 YEAR.		2 YEARS.	
				Male.	Female.	Male.	Female.	Male.	Female.
1	2	3	4	5	6	7	8	9	10
Bardwan Division.									
Bardwan	267,224	132,622	*134,602*	3,626	*3,834*	1,866	*1,833*	3,615	*3,859*
Bankura	45,312	22,499	*22,813*	604	*633*	347	*360*	667	*796*
Birbhum	169,752	82,975	*86,777*	2,486	*2,807*	1,406	*1,501*	2,635	*2,877*
Midnapur	171,412	83,980	*87,432*	2,186	*2,335*	1,314	*1,427*	2,781	*2,991*
Hugli	192,685	91,030	*101,655*	2,443	*2,622*	1,214	*1,316*	2,665	*2,759*
Howrah	152,806	76,154	*76,652*	1,648	*1,854*	1,559	*1,675*	2,368	*2,698*
Total ...	999,191	489,260	*509,931*	12,993	*14,085*	7,706	*8,112*	14,731	*15,980*
Presidency Division.									
24-Parganas	690,815	361,528	*329,287*	12,759	*14,016*	6,430	*7,527*	10,128	*11,994*
Calcutta	203,173	139,488	*63,685*	1,464	*1,150*	1,311	*1,093*	1,624	*1,522*
Nadia	947,390	464,081	*483,309*	20,427	*21,473*	8,934	*9,602*	17,543	*18,596*
Jessor	1,150,135	578,275	*571,860*	22,924	*25,128*	8,285	*9,436*	18,073	*20,021*
Murshidabad	618,653	296,119	*322,534*	13,594	*15,528*	4,966	*5,319*	10,692	*11,418*
Khulna	603,995	317,378	*286,617*	11,908	*13,324*	4,294	*4,926*	9,446	*10,095*
Total ...	4,214,161	2,156,869	*2,057,292*	83,076	*90,619*	34,220	*37,903*	68,106	*73,646*
Rajshahi Division.									
Dinajpur	802,597	416,670	*385,927*	11,543	*12,154*	6,813	*7,376*	12,212	*13,292*
Rajshahi	1,033,927	510,688	*523,239*	17,051	*18,918*	9,597	*10,498*	19,434	*21,415*
Rangpur	1,295,411	663,897	*631,514*	19,676	*21,024*	12,359	*13,449*	20,874	*22,964*
Bogra	661,100	334,004	*327,096*	10,150	*11,015*	6,353	*7,123*	11,629	*13,405*
Pabna	999,609	497,856	*501,953*	15,962	*16,768*	11,099	*12,513*	20,766	*23,057*
Darjeeling	10,011	6,582	*3,429*	77	*58*	85	*72*	90	*78*
Jalpaiguri	222,475	117,595	*104,880*	3,617	*3,741*	1,913	*2,209*	3,226	*3,490*
Total ...	5,025,330	2,547,292	*2,478,038*	78,076	*83,678*	48,219	*53,233*	88,281	*97,701*
Dacca Division.									
Dacca	1,473,789	734,663	*739,136*	27,712	*29,582*	13,379	*14,316*	28,268	*31,011*
Faridpur	1,096,030	552,918	*543,112*	23,106	*25,118*	8,596	*9,087*	22,684	*23,750*
Bakharganj	1,482,712	769,690	*713,022*	26,393	*27,753*	12,929	*14,158*	27,190	*28,715*
Maimansingh	2,386,476	1,224,694	*1,171,782*	48,202	*52,019*	17,738	*19,171*	41,249	*45,474*
Total ...	6,429,017	3,281,965	*3,167,052*	125,415	*134,472*	52,642	*56,732*	119,391	*128,950*
Chittagong Division.									
Chittagong	924,849	440,893	*483,956*	13,237	*12,912*	12,978	*13,030*	18,341	*18,452*
Noakhali	760,597	382,076	*378,521*	14,127	*13,674*	6,259	*6,332*	15,655	*16,273*
Tippera	1,224,336	626,945	*597,391*	21,578	*22,729*	9,358	*9,340*	21,788	*23,903*
Total ...	2,909,782	1,449,914	*1,459,868*	48,942	*49,515*	28,595	*29,402*	55,784	*58,628*
TOTAL, BENGAL PROPER	19,577,481	9,905,300	9,672,181	346,502	372,369	171,382	185,282	346,293	374,905

This content downloaded from
14.194.219.90 on Fri, 09 Feb 2024 06:46:19 +00:00
All use subject to https://about.jstor.org/terms

Part C—Musalmans.

PERIODS.

3 years.		4 years.		Total 0—4.		5—9.		10—14.	
Male.	Female.	Male.	Female.	Male.	Female.	Male.	Female.	Male.	Female.
11	12	13	14	15	16	17	18	19	20
3,918	4,313	3,693	3,426	16,718	17,265	18,344	16,352	14,436	11,076
802	855	698	664	3,118	3,308	3,444	3,051	2,729	1,749
2,763	3,129	2,487	2,407	11,777	12,791	12,896	11,917	9,170	7,063
3,114	3,520	2,610	2,570	12,095	12,843	14,074	13,019	10,524	7,421
2,656	2,807	2,631	2,629	11,599	12,133	13,157	12,371	11,429	8,808
2,675	2,898	2,488	2,439	10,738	11,564	12,361	11,744	9,653	6,811
15,928	17,522	14,597	14,135	65,955	69,834	74,276	68,454	57,941	42,928
11,712	12,903	12,301	13,217	53,330	59,657	53,096	43,601	40,692	29,741
1,038	1,589	1,726	1,535	8,063	6,889	7,827	6,654	9,741	5,291
18,546	19,091	16,618	15,871	82,068	84,633	71,447	62,642	59,419	43,688
19,360	20,325	16,998	16,444	86,240	91,354	86,239	75,076	75,208	53,463
11,850	12,757	10,189	9,913	51,291	54,965	44,442	43,177	36,420	28,447
9,731	10,420	9,541	9,618	44,920	48,383	48,218	43,825	38,007	28,314
73,137	77,115	67,373	66,598	325,912	345,881	315,269	274,975	259,487	188,944
13,516	15,638	13,501	14,620	57,885	63,080	70,773	64,396	44,794	32,625
20,497	22,591	16,673	17,091	83,302	90,513	86,289	75,292	58,647	42,602
23,096	25,374	21,301	21,850	97,306	104,661	107,743	96,756	71,967	56,857
13,912	14,778	11,550	12,388	52,594	58,809	59,682	55,554	37,725	28,193
20,466	23,488	17,100	17,609	85,393	93,435	84,256	77,837	59,020	44,692
111	94	102	91	465	393	462	464	490	376
3,593	4,015	3,898	3,865	16,247	17,313	18,991	17,520	13,590	9,719
94,491	105,978	84,125	87,614	393,192	428,204	428,195	387,819	286,233	215,064
29,735	32,156	26,475	27,750	125,569	134,815	127,274	124,158	98,017	79,139
21,891	23,159	18,759	18,705	95,036	99,819	83,749	76,466	72,821	56,699
25,887	28,093	25,901	26,988	118,302	125,707	116,864	116,309	91,389	76,353
44,572	50,327	41,623	44,122	193,384	211,113	222,288	213,792	151,855	116,235
122,085	133,735	112,758	117,565	532,291	571,454	550,175	532,725	414,082	328,419
18,919	18,920	19,925	19,698	82,560	83,219	80,351	76,139	61,873	49,755
15,640	16,277	15,742	15,755	67,423	68,741	68,749	68,053	49,533	41,181
22,681	25,189	22,482	23,996	97,887	105,657	106,197	107,339	82,103	66,098
57,240	60,386	57,249	59,679	247,870	257,617	255,297	251,531	193,509	157,034
362,881	394,736	336,102	345,591	1,565,160	1,672,983	1,623,412	1,515,504	1,211,252	932,389

This content downloaded from
14.194.219.90 on Fri, 09 Feb 2024 06:46:19 +00:00
All use subject to https://about.jstor.org/terms

TABLE VII.—Age by religion—

District.	AGE								
	15—19.		20—24.		25—29.		30—34.		35
	Male.	Female.	Male.	Female.	Male.	Female.	Male.	Female.	Male.
	21	22	23	24	25	26	27	28	29
Bardwan Division.									
Bardwan	10,890	*11,304*	9,006	*10,941*	12,748	*14,256*	11,713	*12,118*	10,406
Bankura	1,974	*1,639*	1,599	*2,029*	1,935	*2,392*	1,799	*2,057*	1,545
Birbhum	6,869	*7,437*	5,350	*6,877*	7,929	*9,207*	6,611	*7,128*	6,185
Midnapur	7,176	*8,973*	6,208	*8,440*	6,862	*8,529*	6,925	*7,634*	5,135
Hugli	6,418	*8,098*	5,989	*8,726*	7,596	*10,110*	7,954	*9,781*	6,395
Howrah	5,796	*6,757*	5,489	*7,221*	6,560	*7,011*	6,480	*6,413*	4,447
Total ...	39,123	*43,708*	33,647	*44,243*	43,630	*51,494*	41,482	*45,331*	34,113
Presidency Division.									
24-Parganas	26,438	*28,561*	25,126	*30,376*	32,187	*29,821*	30,635	*27,864*	24,803
Calcutta	11,459	*4,988*	16,006	*6,582*	17,650	*6,629*	19,643	*6,669*	12,824
Nadia	39,021	*41,572*	28,447	*39,337*	33,193	*42,894*	32,061	*40,550*	23,269
Jessor	40,473	*54,684*	36,945	*49,066*	48,587	*55,389*	44,768	*50,076*	38,247
Murshidabad	24,680	*37,947*	19,537	*27,113*	23,506	*29,348*	21,840	*27,409*	18,272
Khulna	25,377	*30,039*	21,643	*24,775*	29,273	*26,178*	26,523	*21,963*	20,619
Total ...	176,448	*187,791*	147,704	*177,249*	184,396	*190,259*	175,470	*174,831*	144,024
Rajshahi Division.									
Dinajpur	34,297	*37,241*	25,733	*32,700*	40,398	*41,579*	33,606	*30,622*	32,864
Rajshahi	36,547	*47,911*	32,753	*52,245*	45,131	*52,499*	47,308	*45,310*	32,466
Rangpur	50,568	*57,377*	45,821	*56,335*	58,039	*62,106*	57,524	*53,726*	47,611
Bogra	23,701	*32,022*	20,719	*31,354*	29,501	*31,017*	28,694	*23,979*	22,440
Pabna	35,117	*42,193*	30,044	*41,717*	39,106	*44,119*	39,127	*38,838*	32,026
Darjeeling	447	*294*	766	*389*	1,001	*394*	920	*349*	636
Jalpaiguri	8,697	*8,363*	8,095	*8,973*	11,140	*10,681*	9,271	*8,656*	8,528
Total ...	189,374	*225,401*	163,936	*223,713*	225,216	*242,395*	216,450	*201,480*	176,571
Dacca Division.									
Dacca	56,564	*67,034*	44,110	*61,181*	57,208	*63,463*	52,408	*50,838*	46,157
Faridpur	45,389	*50,183*	34,794	*45,897*	49,260	*47,241*	42,962	*42,161*	31,872
Bakharganj	59,958	*68,445*	51,031	*65,591*	65,567	*64,121*	58,158	*49,157*	47,775
Maimansingh	97,454	*113,328*	77,763	*99,828*	104,401	*104,987*	90,205	*79,229*	84,162
Total ...	259,365	*298,990*	207,758	*272,500*	276,436	*279,812*	243,733	*221,385*	209,966
Chittagong Division.									
Chittagong	38,492	*46,797*	28,220	*43,860*	27,086	*36,081*	30,768	*38,760*	17,568
Noakhali	32,733	*38,805*	23,892	*34,268*	28,321	*30,989*	24,641	*24,657*	19,150
Tippera	52,256	*56,883*	43,265	*54,642*	52,667	*53,069*	46,738	*41,183*	38,369
Total ...	123,480	*142,485*	95,377	*132,770*	108,074	*120,139*	102,147	*104,600*	75,087
TOTAL, BENGAL PROPER	787,790	898,375	648,422	850,475	832,352	884,099	779,282	747,627	639,761

This content downloaded from
14.194.219.90 on Fri, 09 Feb 2024 06:46:19 +00:00
All use subject to https://about.jstor.org/terms

PART C—MUSALMANS—*continued.*

PERIODS.

—39.	40—44.		45—49.		50—54.		55—59.		60 AND OVER.	
Female.	Male.	Female.	Male.	Female.	Male.	Female.	Male.	Female.	Male.	Female.
30	31	32	33	34	35	36	37	38	39	40
9,029	8,812	9,412	5,933	5,437	4,403	5,181	3,462	4,065	5,746	8,186
1,460	1,379	1,414	840	733	772	1,044	448	484	917	1,253
5,439	4,491	5,264	3,312	3,129	3,001	3,664	1,617	1,691	3,761	5,240
4,307	5,449	5,509	2,119	1,939	2,953	3,607	1,156	1,173	3,394	4,536
6,284	6,898	8,082	3,521	3,604	3,800	5,024	1,903	2,150	4,971	6,475
3,770	5,247	4,894	2,206	1,735	2,569	2,815	1,191	1,455	3,417	4,462
30,289	32,276	34,575	17,936	16,570	17,498	21,335	9,777	11,018	21,606	30,152
18,177	24,855	17,892	13,604	8,191	12,272	11,857	7,698	6,526	16,792	17,113
3,725	14,580	5,367	5,630	1,922	6,878	3,155	2,661	1,140	6,536	4,374
26,149	26,993	29,249	16,467	12,849	16,256	19,573	8,419	9,774	21,021	30,406
30,127	35,187	34,667	20,735	13,566	20,037	22,166	10,736	10,560	25,873	31,666
16,984	16,023	19,923	9,269	8,006	9,667	13,328	4,602	5,737	12,570	20,150
13,406	18,802	14,447	11,559	6,671	11,709	9,950	5,364	4,249	15,364	14,417
108,568	136,440	121,455	77,264	51,198	76,819	80,029	39,480	37,986	98,156	118,126
21,304	24,831	19,083	15,295	11,010	14,047	12,464	6,082	5,066	15,361	14,757
23,144	31,770	30,647	15,409	13,354	17,007	19,557	5,199	5,836	18,800	24,329
32,765	44,406	36,779	21,509	14,776	26,735	25,340	6,571	5,812	27,197	28,224
14,585	18,912	15,313	10,646	7,544	11,866	11,305	3,351	2,816	14,173	14,605
23,519	29,112	27,410	15,778	12,462	18,385	18,910	6,644	6,322	23,849	30,499
194	573	174	238	94	257	129	79	25	248	161
5,535	7,607	5,732	4,284	2,660	4,723	3,835	1,537	1,148	4,885	4,745
121,046	157,211	135,136	83,269	61,900	93,020	91,533	29,463	27,025	104,513	117,320
34,340	36,562	36,159	23,167	17,899	24,244	25,062	9,006	7,200	34,377	37,855
23,806	31,852	30,414	16,592	11,892	21,649	21,357	6,701	5,428	26,241	29,749
32,804	40,083	33,664	25,368	17,414	29,274	25,215	12,100	8,174	33,761	30,065
52,303	62,361	52,945	36,727	25,792	37,639	36,006	14,883	12,327	51,572	53,897
143,253	170,858	153,182	101,854	72,997	112,806	107,640	42,690	33,129	145,951	151,566
17,107	20,401	25,886	12,294	11,290	15,749	21,182	6,786	6,617	18,005	27,270
14,883	18,356	17,612	11,320	7,477	14,622	12,831	5,706	3,304	17,631	15,720
26,029	31,416	27,568	18,964	12,125	22,043	19,098	7,847	4,898	27,193	22,802
58,019	70,173	71,066	42,578	30,892	52,414	53,111	20,339	14,819	62,829	65,792
481,175	566,958	515,416	323,491	233,557	352,617	353,648	141,749	123,977	433,054	482,956

This content downloaded from
14.194.219.90 on Fri, 09 Feb 2024 06:46:19 +00:00
All use subject to https://about.jstor.org/terms

TABLE VII.—Age by religion—

District.	Total Musalmans.			Age					
	Total.	Male.	Female.	Under 1 year.		1 year.		2 years.	
				Male.	Female.	Male.	Female.	Male.	Female.
1	2	3	4	5	6	7	8	9	10
Patna Division.									
Patna	201,086	91,231	*109,855*	2,915	*2,998*	1,155	*1,248*	2,580	*2,863*
Gaya	226,705	99,857	*126,848*	3,003	*3,524*	1,318	*1,530*	2,951	*3,551*
Shahabad	148,459	67,197	*81,262*	2,272	*2,306*	964	*1,107*	2,128	*2,530*
Darbhanga	338,667	163,136	*175,531*	6,106	*6,375*	1,444	*1,548*	4,071	*4,715*
Muzaffarpur	332,873	166,284	*170,589*	5,035	*5,273*	1,680	*1,879*	4,016	*4,442*
Saran	291,013	130,573	*160,440*	4,211	*4,663*	1,776	*2,001*	4,240	*5,028*
Champaran	267,319	132,700	*134,529*	3,739	*4,219*	1,550	*1,677*	3,297	*3,973*
Total ...	1,806,122	841,068	*965,054*	27,281	*29,358*	9,887	*10,990*	23,283	*27,102*
Bhagalpur Division.									
Bhagalpur	195,591	96,152	*99,439*	3,048	*3,171*	961	*994*	2,552	*2,903*
Monghyr	191,770	88,411	*103,359*	3,100	*3,402*	909	*948*	2,526	*2,891*
Purnea	805,297	409,212	*396,055*	11,506	*11,016*	5,461	*6,149*	11,183	*13,121*
Malda	384,651	184,718	*199,933*	7,626	*7,841*	3,616	*3,751*	7,446	*7,866*
Santal Parganas	121,086	60,372	*60,714*	2,319	*2,299*	1,184	*1,203*	1,888	*2,131*
Total ...	1,698,395	838,865	*859,500*	27,599	*27,729*	12,131	*13,038*	25,595	*28,912*
TOTAL, BIHAR ...	3,504,487	1,679,933	1,824,554	54,880	57,087	22,018	24,028	48,878	56,014
Orissa Divsion.									
Cuttack	52,895	24,649	*28,246*	701	*659*	274	*321*	847	*845*
Puri	15,597	7,822	*7,775*	176	*198*	79	*89*	254	*256*
Balasor	24,250	12,232	*12,018*	877	*366*	133	*130*	319	*337*
Angul	204	130	*74*	2	*2*	1	...	2	...
TOTAL, ORISSA ...	92,946	44,833	48,113	1,256	1,225	487	540	1,412	1,438
Chutia Nagpur Division.									
Hazaribagh	114,773	56,168	*58,605*	2,079	*2,330*	603	*654*	1,562	*1,736*
Lohardaga	86,566	43,850	*42,716*	1,305	*1,478*	793	*749*	1,255	*1,403*
Manbhum	53,255	27,658	*25,597*	928	*985*	305	*317*	691	*731*
Singhbhum	3,215	1,853	*1,362*	34	*34*	23	*22*	35	*49*
TOTAL, CHUTIA NAGPUR	257,809	129,529	128,280	4,436	4,827	1,724	1,742	3,543	3,919
TOTAL FOR BRITISH TERRITORY	23,432,723	11,759,595	11,673,128	409,074	435,508	195,611	211,692	400,126	4,362
Feudatory States.									
Kuch Bihar	170,746	89,471	*81,275*	2,778	*3,004*	1,535	*1,598*	2,745	*3,027*
Orissa Tributary States	6,191	3,367	*2,824*	61	*84*	24	*25*	68	*83*
Chutia Nagpur Tributary States	6,733	3,505	*3,228*	84	*85*	66	*60*	82	*87*
TOTAL FOR THE FEUDATORY STATES	183,670	96,343	87,327	2,923	3,173	1,625	1,683	2,895	3,197
British subjects in French Chandranagar	618	459	*159*	...	...	1	...	1	*1*

This content downloaded from
14.194.219.90 on Fri, 09 Feb 2024 06:46:19 +00:00
All use subject to https://about.jstor.org/terms

PART C—MUSALMANS—*continued.*

PERIODS.

3 YEARS.		4 YEARS.		TOTAL 0—4.		5—9.		10—14.	
Male.	Female.	Male.	Female.	Male.	Female.	Male.	Female.	Male.	Female.
11	12	13	14	15	16	17	18	19	20
2,994	3,386	2,579	2,974	12,223	13,369	13,058	13,417	11,821	10,550
3,826	4,419	3,653	3,764	14,751	16,788	16,382	16,052	12,916	12,093
2,357	2,757	2,358	2,538	10,079	11,232	11,454	10,776	9,401	8,308
5,262	6,077	5,256	5,830	22,139	24,345	26,605	25,386	19,696	15,977
5,098	5,920	4,924	5,204	20,753	22,718	23,389	25,091	21,027	17,425
4,983	5,715	4,602	5,014	19,612	22,421	23,218	22,684	17,777	15,211
4,034	4,785	3,754	4,198	16,374	18,852	20,725	19,831	16,285	13,007
28,554	33,059	27,126	29,916	116,131	129,725	137,831	133,237	108,623	102,570
3,615	3,857	2,956	3,278	12,932	14,203	16,098	14,985	11,481	9,355
3,327	3,917	2,904	3,159	12,766	14,317	14,749	13,266	11,449	10,115
12,748	15,486	14,256	15,196	55,154	60,961	69,721	64,945	50,091	35,313
7,312	8,009	6,641	6,768	32,641	34,935	32,832	31,081	22,171	18,245
2,493	2,800	2,286	2,169	10,170	10,595	10,713	10,286	7,778	6,498
29,295	34,069	29,043	30,563	123,663	134,311	144,113	135,563	102,970	79,526
57,849	67,128	56,169	59,779	239,794	264,036	281,944	268,800	211,593	172,096
880	965	809	811	3,511	3,601	4,228	4,107	3,764	3,031
265	269	219	223	983	1,028	1,166	1,244	1,027	881
380	397	326	302	1,535	1,532	1,768	1,629	1,578	1,293
...	...	3	1	8	3	8	2	11	9
1,525	1,624	1,357	1,337	6,037	6,164	7,170	6,975	6,380	5,214
2,306	2,642	1,966	2,134	8,516	9,496	10,380	10,083	7,853	6,610
1,635	1,984	1,661	1,756	6,759	7,370	7,863	7,093	5,887	4,422
953	1,040	756	783	3,633	3,856	4,653	4,569	3,685	2,731
47	48	42	30	161	183	187	196	197	114
4,981	5,714	4,425	4,703	19,069	20,905	23,083	21,881	17,621	13,877
427,216	469,202	398,053	411,410	1,830,080	1,964,088	1,935,609	1,813,160	1,446,646	1,123,576
2,895	3,215	2,813	2,849	12,771	13,693	14,237	13,240	10,379	7,393
89	89	71	82	313	363	437	416	424	273
109	138	108	119	443	489	515	473	435	329
3,093	3,442	2,997	3,050	13,533	14,545	15,189	14,129	11,238	7,995
3	1	1	3	6	5	14	7	20	15

This content downloaded from
14.194.219.90 on Fri, 09 Feb 2024 06:46:19 +00:00
All use subject to https://about.jstor.org/terms

TABLE VII.—AGE BY RELIGION—

DISTRICT.	AGE								
	15—19.		20—24.		25—29.		30—34.		35
	Male.	Female.	Male.	Female.	Male.	Female.	Male.	Female.	Male.
	21	22	23	24	25	26	27	28	29
Patna Division.									
Patna	6,950	7,334	6,745	9,533	6,700	9,190	6,817	9,751	4,040
Gaya	6,680	7,977	6,383	10,250	7,027	10,900	7,503	11,721	5,333
Shahabad	4,834	5,515	4,880	6,886	4,863	6,641	4,916	6,999	3,357
Darbhanga	11,627	11,466	9,048	13,302	12,511	16,410	14,143	16,411	9,685
Muzafferpur	11,626	11,593	9,748	13,249	10,939	15,024	11,688	15,355	8,635
Saran	9,277	10,049	7,829	12,224	8,301	13,488	8,925	14,211	6,864
Champaran	9,393	8,323	9,118	10,389	10,685	11,856	11,283	12,049	9,093
Total ...	60,387	62,187	54,351	75,826	61,017	83,509	65,175	86,488	47,707
Bhagalpur Division.									
Bhagalpur	6,854	6,831	6,144	7,886	8,416	9,540	8,069	9,127	5,813
Monghyr	6,376	6,805	5,325	8,010	6,372	9,149	6,698	9,178	4,721
Purnea	33,114	28,111	23,879	28,191	35,496	39,721	33,146	35,494	29,073
Malda	16,009	18,959	11,846	16,237	15,863	18,253	12,929	14,582	11,073
Santal Parganas	4,998	5,380	4,026	4,834	4,817	4,944	4,067	4,225	3,313
Total ...	67,351	66,079	51,220	65,158	70,964	81,609	64,509	72,606	53,992
TOTAL, BIHAR ...	127,738	128,266	105,571	140,984	131,981	165,118	129,684	159,094	101,789
Orissa Division.									
Cuttack	2,426	2,416	1,789	2,264	1,455	2,103	1,677	2,408	1,218
Puri	701	631	610	659	676	637	678	677	464
Balasor	1,234	1,225	1,149	1,137	1,046	926	998	1,076	630
Angul	12	7	17	10	25	9	17	5	8
TOTAL, ORISSA ...	4,373	4,279	3,565	4,063	3,202	3,675	3,370	4,166	2,320
Chutia Nagpur Division.									
Hazaribagh	4,226	4,211	3,443	4,265	3,902	4,840	4,266	4,905	3,363
Lohardaga	3,036	2,865	2,971	3,551	3,513	3,757	3,746	3,655	2,529
Manbhum	2,609	2,269	1,714	1,809	2,234	2,339	2,057	1,878	1,910
Singhbhum	131	129	173	130	204	139	243	135	165
TOTAL, CHUTIA NAGPUR	10,002	9,470	8,301	9,755	9,852	11,068	10,311	10,573	7,967
TOTAL FOR BRITISH TERRITORY	929,903	1,040,360	765,859	1,005,277	977,387	1,063,960	922,647	921,460	751,183
Feudatory States.									
Kuch Bihar	7,249	7,420	6,043	7,045	7,793	8,636	7,073	6,964	6,476
Orissa Tributary States	274	229	281	247	339	257	329	277	243
Chutia Nagpur Tributary States	242	205	245	316	332	323	380	299	229
TOTAL FOR THE FEUDATORY STATES	7,765	7,854	6,569	7,608	8,464	8,616	7,782	6,840	6,947
British subjects in French Chandranagar	15	12	30	9	52	22	92	23	53

This content downloaded from
14.194.219.90 on Fri, 09 Feb 2024 06:46:19 +00:00
All use subject to https://about.jstor.org/terms

PART C—MUSALMANS—*concluded.*

PERIODS.

—30.		30—44.		45—49.		50—54.		55—59.		60 AND OVER.	
Female.	Male.	Female.	Male.	Female.	Male.	Female.	Male.	Female.	Male.	Female.
30	31	32	33	34	35	36	37	38	39	40
6,040	6,153	8,530	3,410	3,809	4,091	6,556	1,739	1,945	6,584	9,841
7,564	6,281	9,443	3,670	4,778	4,734	6,751	1,977	2,449	6,320	10,083
4,522	3,855	5,969	1,967	2,629	2,826	4,335	884	1,186	3,991	6,264
10,763	11,326	12,393	6,241	6,500	7,778	7,943	2,756	2,986	8,781	11,649
11,092	9,682	12,337	6,089	7,375	7,356	8,576	3,152	3,774	9,219	13,059
10,305	7,571	11,209	4,608	6,117	5,650	7,486	2,146	2,793	8,595	12,942
8,727	8,649	8,485	5,483	5,461	5,870	8,552	2,362	2,709	7,470	9,302
59,013	53,517	68,356	31,458	36,669	38,905	47,199	14,916	17,835	50,960	72,440
5,667	6,466	6,480	3,499	3,115	3,944	4,392	1,315	1,462	4,521	6,396
5,831	5,693	7,504	3,354	3,695	4,173	5,079	1,687	1,700	5,048	7,710
24,779	24,249	23,020	17,504	13,575	15,225	14,666	6,227	5,622	17,333	21,657
10,129	8,784	10,838	5,447	5,634	5,568	7,138	2,092	2,600	7,464	12,007
2,949	3,017	3,110	1,936	1,634	1,870	2,101	922	880	2,695	3,278
49,355	48,209	50,952	31,790	27,653	30,780	33,376	12,243	12,264	37,061	51,048
108,368	101,726	119,308	63,248	64,322	69,685	80,575	27,159	30,099	88,021	123,488
1,380	1,468	2,212	688	714	977	1,515	277	283	1,151	2,212
375	487	549	224	185	364	372	113	82	329	462
501	869	901	386	320	473	585	131	123	456	777
5	4	15	6	1	10	4	2	1	3	3
2,261	2,848	3,677	1,264	1,220	1,823	2,476	523	489	1,939	3,445
3,411	3,222	3,380	2,128	1,941	2,021	2,056	802	756	2,047	2,651
2,421	2,641	2,442	1,252	1,191	1,467	1,496	588	610	1,609	1,973
1,483	1,499	1,975	1,004	805	951	835	438	356	1,271	1,399
73	144	85	67	50	58	44	37	19	67	69
7,388	7,506	7,182	4,451	3,917	4,487	4,431	1,865	1,741	4,994	6,092
579,192	679,038	645,583	392,474	303,016	428,612	441,130	171,296	156,306	528,007	615,990
4,150	5,666	4,387	3,161	2,006	3,444	3,062	1,118	892	4,061	3,687
145	307	211	104	64	161	151	35	28	121	163
183	267	214	98	64	140	109	59	38	114	186
4,478	6,240	4,812	3,363	2,134	3,745	3,322	1,212	958	4,296	4,036
16	75	15	34	7	22	8	10	4	27	16

This content downloaded from
14.194.219.90 on Fri, 09 Feb 2024 06:46:19 +00:00
All use subject to https://about.jstor.org/terms

TABLE VII.—AGE BY RELIGION—

DISTRICT.	TOTAL BUDDHISTS.			AGE					
				UNDER 1 YEAR.		1 YEAR.		2 YEARS.	
	Total.	Male.	Female.	Male.	Female.	Male.	Female.	Male.	Female.
1	2	3	4	5	6	7	8	9	10
Bardwan Division.									
Bardwan	6	6	...	...	...	...	...	...	...
Bankura	...	...	...	...	...	...	...	...	...
Birbhum	5	5	...	...	...	...	...	...	...
Midnapur	22	22	...	...	...	...	...	...	...
Hugli	3	1	2	...	...	...	...	...	...
Howrah	35	33	2	1	...	...	...	...	...
Total	71	67	4	1	...	...	...	...	...
Presidency Division.									
24-Parganas	77	73	4	...	1	...	...	...	...
Calcutta	2,199	1,789	410	17	9	11	10	11	8
Nadia	4	4	...	...	...	...	...	...	...
Jessor	1	1	...	...	...	...	...	...	...
Murshidabad	...	...	...	...	...	...	...	...	...
Khulna	2	2	...	...	...	...	...	...	...
Total	2,283	1,869	414	17	10	11	10	11	8
Rajshahi Division.									
Dinajpur	1	1	...	...	...	...	...	...	...
Rajshahi	14	14	...	...	...	...	...	...	...
Rangpur	71	71	...	...	...	...	...	...	...
Bogra	...	...	...	...	...	...	...	...	...
Pabna	1	1	...	...	...	...	...	...	...
Darjeeling	40,520	20,610	19,910	508	515	418	420	609	619
Jalpaiguri	2,509	1,384	1,125	23	18	31	23	29	26
Total	43,116	22,081	21,035	531	533	449	443	638	645
Dacca Division.									
Dacca	76	75	1	...	...	...	...	...	...
Faridpur	4	3	1	...	...	...	...	...	...
Bakharganj	6,080	3,205	2,875	89	90	53	59	104	115
Maimansingh	...	...	...	...	...	...	...	...	...
Total	6,160	3,283	2,877	89	90	53	59	104	115
Chittagong Division.									
Chittagong	61,815	28,535	33,080	890	910	654	598	1,065	1,012
Noakhali	309	191	118	2	4	1	1	4	4
Tippera	1,217	611	606	22	27	7	4	14	21
Total	63,141	29,337	33,804	914	941	662	603	1,083	1,037
TOTAL, BENGAL PROPER	114,771	56,637	58,134	1,552	1,574	1,175	1,115	1,836	1,805

This content downloaded from
14.194.219.90 on Fri, 09 Feb 2024 06:46:19 +00:00
All use subject to https://about.jstor.org/terms

PART D.—BUDDHISTS.

PERIODS.

3 YEARS.		4 YEARS.		Total 0—4.		5—9.		10—14.	
Male.	Female.	Male.	Female.	Male.	Female.	Male.	Female.	Male.	Female.
11	12	13	14	15	16	17	18	19	20
...	...	...	...	...	...	...	...	...	...
...	...	...	...	...	...	...	...	...	...
...	...	...	...	...	...	...	...	...	...
...	...	...	...	...	...	...	...	...	...
...	...	...	...	...	...	...	...	...	1
...	...	...	...	1	...	...	...	...	...
...	...	...	...	1	...	...	...	...	1
...	...	...	...	...	1	...	...	1	1
11	12	14	13	64	52	54	39	83	40
...	...	...	...	...	...	...	...	...	...
...	...	...	...	...	...	...	...	...	...
...	...	...	...	...	...	...	...	...	...
...	...	...	...	...	...	...	...	1	...
11	12	14	13	64	53	54	39	85	41
...	...	...	...	...	...	...	...	...	...
...	...	...	...	...	...	...	...	...	...
...	...	...	...	...	...	...	...	3	...
...	...	...	...	...	...	...	...	...	...
...	...	...	...	...	...	...	...	...	...
675	672	557	541	2,767	2,767	2,841	2,757	2,513	2,315
39	27	19	22	141	116	154	124	107	108
714	699	576	563	2,908	2,883	2,995	2,881	2,623	2,423
...	...	...	...	...	...	...	...	...	...
...	...	...	...	...	...	...	...	...	...
134	129	96	115	476	508	470	468	381	326
...	...	...	...	...	...	...	...	...	...
134	129	96	115	476	508	470	468	381	326
1,149	1,159	1,136	1,102	4,994	4,774	4,750	4,638	3,902	3,314
3	6	3	3	15	18	26	18	20	14
23	24	16	20	61	96	90	78	66	70
1,175	1,189	1,157	1,125	4,990	4,888	4,866	4,734	4,048	3,398
2,033	2,022	1,843	1,816	8,439	8,332	8,385	8,122	7,137	6,189

This content downloaded from
14.194.219.90 on Fri, 09 Feb 2024 06:46:19 +00:00
All use subject to https://about.jstor.org/terms

TABLE VII.—AGE BY RELIGION—

DISTRICT	AGE							
	15—19.		20—24.		25—29.		30—34.	
	Male.	Female.	Male.	Female.	Male.	Female.	Male.	Female.
	21	22	23	24	25	26	27	28
Bardwan Division.								
Bardwan	...	...	2	...	1	...	2	...
Bankura	...	...	...	...	...	...	...	...
Birbhum	...	...	...	...	2	...	1	...
Midnapur	...	...	1	...	1	...	3	...
Hugli	...	...	...	...	...	...	...	...
Howrah	...	...	3	1	3	...	11	...
Total ...	...	...	6	1	7	...	17	...
Presidency Division.								
24-Parganas	2	...	2	1	3	1	9	...
Calcutta	181	40	265	34	264	54	279	31
Nadia	...	...	...	...	2	...	...	...
Jessor	...	...	...	...	...	...	...	...
Murshidabad	...	...	...	...	...	...	...	...
Khulna	...	...	...	...	1	...	...	...
Total ...	183	40	267	35	270	55	288	31
Rajshahi Division.								
Dinajpur	...	...	...	...	...	...	...	...
Rajshahi	...	...	...	...	3	...	6	...
Rangpur	3	...	6	...	10	...	6	...
Bogra	...	...	...	...	...	...	...	...
Pabna	...	...	...	...	1	...	...	...
Darjeeling	2,095	1,954	1,933	1,813	1,851	1,817	1,720	1,619
Jalpaiguri	115	119	147	117	135	109	125	105
Total ...	2,123	2,073	2,088	1,930	2,000	1,926	1,857	1,717
Dacca Division.								
Dacca				1	16	...	22	...
Faridpur	...	...	...	...	2	...	...	...
Bakharganj	54	286	266	270	251	235	292	215
Maimansingh	...	...	...	...	...	...	...	...
Total ...	256	286	272	271	269	235	314	215
Chittagong Division.								
Chittagong	2,544	3,054	1,996	2,907	1,882	2,604	1,983	2,751
Noakhali		6	31	17	12	10	20	7
Tippera	49	66	47	65	63	72	41	46
Total ...	2,615	3,126	2,074	2,989	1,957	2,686	2,044	2,804
TOTAL, BENGAL PROPER	5,177	5,525	4,707	5,226	4,503	4,902	4,520	4,767

This content downloaded from
14.194.219.90 on Fri, 09 Feb 2024 06:46:19 +00:00
All use subject to https://about.jstor.org/terms

PART D.—BUDDHISTS—*continued.*

PERIODS.

35—39.		40—44.		45—49.		50—54.		55—59.		60 AND OVER.	
Male.	Female.	Male.	Female.	Male.	Female.	Male.	Female.	Male.	Female.	Male.	Female.
29	30	31	32	33	34	35	36	37	38	39	40
1	...	...	...	...	...	...	...	...	...	...	...
...	...	...	...	...	...	...	...	...	...	...	...
1	...	...	...	...	...	1	...	...	...	...	...
8	...	3	...	2	...	1	...	1	...	2	...
...	1	...	...	1	...	...	...	...	...	...	...
6	...	3	...	4	1	1	...	1	...	...	...
16	1	6	...	7	1	3	...	2	...	2	...
9	...	8	...	14	...	12	...	7	...	6	...
70	18	164	28	78	19	92	23	39	14	56	18
1	...	1	...	...	...	...	...	...	...	...	...
...	...	...	...	1	...	...	...	...	...	...	...
...	...	...	...	...	...	...	...	...	...	...	...
...	...	...	...	...	...	...	...	...	...	...	...
180	18	173	28	93	19	104	23	46	14	63	18
1	...	...	...	...	...	...	...	...	...	...	...
1	...	2	...	1	...	...	...	1	...	...	...
10	...	16	...	5	...	7	...	2	...	3	...
...	...	...	...	...	...	...	...	...	...	...	...
...	...	...	...	...	...	...	...	...	...	...	...
1,268	1,044	1,221	1,193	599	578	631	642	309	341	950	1,077
101	69	152	99	56	32	69	31	18	24	73	72
1,381	1,113	1,391	1,292	661	610	708	673	330	365	1,026	1,149
10	...	11	...	4	...	4	...	...	...	...	...
...	...	...	1	...	...	1	...	...	...	...	...
182	113	176	138	129	66	104	89	59	38	165	130
...	...	...	...	...	...	...	...	...	...	...	...
192	113	187	139	133	66	109	89	59	38	165	130
1,209	1,433	1,438	1,867	876	1,041	1,100	1,656	447	739	1,454	2,309
12	3	13	12	1	1	12	4	1	...	6	8
54	25	36	31	25	19	21	22	10	...	26	16
1,275	1,461	1,487	1,910	904	1,061	1,133	1,682	458	739	1,486	2,326
3,044	2,708	3,244	3,369	1,798	1,757	2,047	2,460	895	1,156	2,741	3,623

This content downloaded from
14.194.219.90 on Fri, 09 Feb 2024 06:46:19 +00:00
All use subject to https://about.jstor.org/terms

TABLE VII.—AGE BY RELIGION—

DISTRICT.	TOTAL BUDDHISTS.			AGE					
				UNDER 1 YEAR.		1 YEAR.		2 YEARS.	
	Total.	Male.	Female.	Male.	Female.	Male.	Female.	Male.	Female.
1	2	3	4	5	6	7	8	9	10
Patna Division.									
Patna	19	14	5	...	...	1	...	...	...
Gaya	...	...	...	...	...	...	...	...	...
Shahabad	21	21	...	...	...	...	...	...	...
Darbhanga	...	...	...	...	...	...	...	...	...
Muzaffarpur	...	...	...	...	...	...	...	...	...
Saran	4	2	2	...	...	...	...	...	...
Champaran	2	2	...	...	...	...	...	...	...
Total	46	39	7	...	...	1	...	...	...
Bhagalpur Division.									
Bhagalpur	25	25	...	...	...	...	...	...	...
Monghyr	4	4	...	...	...	...	...	...	...
Purnea	...	...	...	...	...	...	...	...	...
Malda	...	...	...	...	...	...	...	...	...
Santal Parganas	...	...	...	...	...	...	...	...	...
Total	29	29	...	...	...	...	...	...	...
TOTAL, BIHAR	75	68	7	...	...	1	...	...	...
Orissa Division.									
Cuttack	29	16	13	1	...	1	...	1	...
Puri	97	48	49	...	1	...	...	...	...
Balasor	3	3	...	...	...	...	...	...	...
Angul	2	2	...	...	...	...	...	...	...
TOTAL, ORISSA	131	69	62	1	1	1	...	1	...
Chutia Nagpur Division.									
Hazaribagh	9	4	5	...	...	...	...	...	...
Lohardaga	8	5	3	1	...	...	...	...	...
Manbhum	...	...	...	...	...	...	...	...	...
Singhbhum	...	...	...	...	...	...	...	...	...
TOTAL, CHUTIA NAGPUR	17	9	8	1	...	...	...	...	...
TOTAL FOR BRITISH TERRITORY	114,994	56,783	58,211	1,554	1,575	1,177	1,115	1,837	1,805
Feudatory States.									
Kuch Bihar	12	11	1	...	...	...	...	...	...
Orissa Tributary States	849	439	421	16	14	...	5	9	9
Chutia Nagpur Tributary States	...	...	...	...	...	...	...	...	...
TOTAL FOR THE FEUDATORY STATES	861	439	422	16	14	...	5	9	9

This content downloaded from
14.194.219.90 on Fri, 09 Feb 2024 06:46:19 +00:00
All use subject to https://about.jstor.org/terms

PART D.—BUDDHISTS—*continued.*

PERIODS.

3 YEARS.		4 YEARS.		TOTAL 0—4.		5—9.		10—14.	
Male.	Female.	Male.	Female.	Male.	Female.	Male.	Female.	Male.	Female.
11	12	13	14	15	16	17	18	19	20
3	...	...	...	4	...	...	...	1	...
...	...	...	...	...	...	...	...	...	...
...	...	...	...	...	...	...	...	...	...
...	...	...	...	...	...	...	...	...	...
...	...	...	...	...	...	...	...	...	...
...	...	...	...	...	...	...	1	1	...
...	...	...	...	...	...	...	...	...	...
3	...	...	...	4	...	...	1	2	...
...	...	...	...	...	...	...	...	...	...
...	...	...	...	...	...	...	...	...	...
...	...	...	...	...	...	...	...	...	...
...	...	...	...	...	...	...	...	...	...
...	...	...	...	...	...	...	...	...	...
...	...	...	...	...	...	...	...	...	...
3	...	...	...	4	...	...	1	2	...
...	...	1	...	4	...	...	3	3	1
...	1	...	1	...	3	7	7	8	10
...	...	...	...	...	...	...	...	...	...
...	...	...	...	...	...	1	...	...	...
...	1	1	1	4	3	8	10	11	11
...	...	...	...	...	...	...	1	1	...
...	1	...	...	1	1	2	...	1	...
...	...	...	...	...	...	...	...	...	...
...	...	...	...	...	...	...	...	...	...
2,036	2,024	1,844	1,817	8,448	8,336	8,395	8,134	7,152	6,200
...	...	...	...	...	...	...	...	...	...
17	11	10	13	53	59	48	63	57	48
...	...	...	...	...	...	...	...	...	...
17	11	10	13	52	52	48	63	57	48

This content downloaded from
14.194.219.90 on Fri, 09 Feb 2024 06:46:19 +00:00
All use subject to https://about.jstor.org/terms

TABLE VII.—AGE BY RELIGION—

DISTRICT	AGE							
	15—19.		20—24.		25—29.		30—34.	
	Male.	Female.	Male.	Female.	Male.	Female.	Male.	Female.
	21	22	23	24	25	26	27	28
Patna Division.								
Patna	2	...	2	...	1	...	...	1
Gaya	...	...	...	...	...	...	...	...
Shahabad	1	...	4	...	6	...	4	...
Darbhanga	...	...	...	...	...	...	...	...
Muzaffarpur	...	...	...	...	...	...	...	...
Saran	...	...	...	...	1	...	...	1
Champaran	...	...	...	...	1	...	1	...
Total	3	...	6	...	9	...	5	2
Bhagalpur Division.								
Bhagalpur	...	...	3	...	5	...	5	...
Monghyr	...	...	...	...	...	...	1	...
Purnea	...	...	...	...	...	...	...	...
Malda	...	...	...	...	...	...	...	...
Santal Parganas	...	...	...	...	...	...	...	...
Total	...	...	3	...	5	...	6	...
TOTAL, BIHAR	3	...	9	...	14	...	11	2
Orissa Division.								
Cuttack	2	1	1	2	1	1	...	...
Puri	4	2	7	8	3	3	3	3
Balasor	...	...	...	...	...	...	...	...
Angul	...	...	...	...	...	...	...	...
TOTAL, ORISSA	6	3	8	10	4	4	3	3
Chutia Nagpur Division.								
Hazaribagh	1	...	...	...	1	...	...	...
Lohardaga	...	...	...	...	...	...	...	1
Manbhum	...	...	...	...	...	...	...	...
Singhbhum	...	...	...	...	...	...	...	...
TOTAL, CHUTIA NAGPUR	1	...	...	...	1	...	...	1
TOTAL FOR BRITISH TERRITORY	5,187	5,628	4,724	5,238	4,552	4,909	4,534	4,773
Feudatory States.								
Kuch Bihar	1	...	...	...	2	...	4	1
Orissa Tributary States	34	31	24	29	32	46	38	42
Chutia Nagpur Tributary States	...	...	...	...	...	...	...	...
TOTAL FOR THE FEUDATORY STATES	35	31	24	29	34	46	42	43

This content downloaded from
14.194.219.90 on Fri, 09 Feb 2024 06:46:19 +00:00
All use subject to https://about.jstor.org/terms

PART D—BUDDHISTS—*concluded.*

PERIODS.

35—39.		40—44.		45—49.		50—54.		55—59.		60 AND OVER.	
Male.	Female.	Male.	Female.	Male.	Female.	Male.	Female.	Male.	Female.	Male.	Female.
29	30	31	33	33	34	35	36	37	38	39	40
...	...	1	1	1	...	...	1	1	...	1	3
...	...	...	...	...	...	...	...	...	...	...	...
2	...	1	...	...	...	1	...	1	...	1	...
...	...	...	...	...	...	...	...	...	...	...	...
...	...	...	...	...	...	...	...	...	...	...	...
...	...	...	...	...	...	...	...	...	...	...	...
...	...	...	...	...	...	...	...	...	...	...	...
2	...	2	1	1	...	1	1	3	...	2	3
4	...	8	...	...	...	...	...	...	...	...	...
1	...	2	...	...	...	...	...	...	...	...	...
...	...	...	...	...	...	...	...	...	...	...	...
...	...	...	...	...	...	...	...	...	...	...	...
...	...	...	...	...	...	...	...	...	...	...	...
5	...	10	...	...	...	...	...	...	...	...	...
7	...	12	1	1	...	1	1	2	...	2	2
...	2	3	...	1	...	...	1	...	...	1	2
4	1	4	2	1	...	1	1	1	...	5	2
1	...	1	...	...	...	1	...	...	...	...	...
...	...	...	...	...	...	...	...	...	...	...	...
5	3	8	2	2	...	2	2	1	...	6	4
...	...	...	...	...	...	...	...	1	2	...	2
...	1	...	...	...	...	...	...	1	...	...	...
...	...	...	...	...	...	...	...	...	...	...	...
...	...	...	...	...	...	...	...	...	...	...	...
...	1	...	...	...	...	...	...	2	2	...	2
3,057	2,710	3,284	3,379	1,801	1,757	2,050	2,463	900	1,158	2,749	3,631
1	...	2	...	...	...	1	...	...	...	...	...
24	17	45	23	16	10	11	20	4	4	33	31
...	...	...	...	...	...	...	...	...	...	...	...
25	17	47	23	16	10	12	20	4	4	33	31

This content downloaded from
14.194.219.90 on Fri, 09 Feb 2024 06:46:19 +00:00
All use subject to https://about.jstor.org/terms

TABLE VII.—AGE BY RELIGION—

DISTRICT.	TOTAL JAINS.			AGE					
				UNDER 1 YEAR.		1 YEAR.		2 YEARS.	
	Total.	Male.	Female.	Male.	Female.	Male.	Female.	Male.	Female.
1	2	3	4	5	6	7	8	9	10
Bardwan Division.									
Bardwan	17	9	8	...	...	...	1	1	...
Bankura	...	...	...	...	...	...	...	...	...
Birbhum	66	46	20	...	1	...	...	...	...
Midnapur	9	8	1	2	...	...	1	...	...
Hugli	16	10	6	...	...	...	...	...	...
Howrah	12	10	2	...	...	...	...	...	...
Total	120	83	37	2	1	...	2	1	...
Presidency Division.									
24-Parganas	15	11	4	...	...	...	...	...	...
Calcutta	494	313	189	5	3	2	2	3	1
Nadia	139	73	66	2	1	3	4	6	2
Jessor	15	9	6	...	...	...	...	...	...
Murshidabad	2,257	1,147	1,110	46	26	2	5	14	13
Khulna	3	3	...	...	...	...	...	...	...
Total	2,923	1,555	1,368	53	30	7	11	23	16
Rajshahi Division.									
Dinajpur	103	82	21	1	...	...	2	1	...
Rajshahi	32	21	11	...	1	...	...	2	...
Rangpur	708	621	87	...	2	1	...	1	4
Bogra	66	60	6	...	...	...	1	...	...
Pabna	297	267	30	1	...	1	1	...	3
Darjeeling	80	74	6	...	...	...	...	...	...
Jalpaiguri	156	145	11	...	...	1	...	...	...
Total	1,442	1,270	172	2	3	3	4	4	7
Dacca Division.									
Dacca	13	13	...	...	...	...	...	...	...
Faridpur	8	7	1	...	...	...	...	...	...
Bakharganj	...	...	...	...	...	...	...	...	...
Mymansingh	166	166	...	...	...	...	...	...	...
Total	187	186	1	...	...	...	...	...	...
Chittagong Division.									
Chittagong	...	...	...	...	...	...	...	...	...
Noakhali	...	...	...	...	...	...	...	...	...
Tippera	10	10	...	...	...	...	...	...	...
Total	10	10	...	...	...	...	...	...	...
TOTAL, BENGAL PROPER	4,682	3,104	1,578	57	34	10	17	28	23

This content downloaded from
14.194.219.90 on Fri, 09 Feb 2024 06:46:19 +00:00
All use subject to https://about.jstor.org/terms

Part E – Jains.

PERIODS.

3 years.		4 years.		Total 0—4.		5—9.		10—14.	
Male.	Female.	Male.	Female.	Male.	Female.	Male.	Female.	Male.	Female.
11	12	13	14	15	16	17	18	19	20
...	...	2	...	3	1	...	1	...	...
...	...	...	...	...	...	...	...	...	...
...	...	...	1	...	2	1	2	10	3
...	...	...	...	3	1	...	...	...	...
...	...	...	2	...	2	2	...	...	...
...	...	...	...	...	...	...	...	...	...
...	...	2	3	5	6	3	3	10	3
...	...	...	...	...	...	...	...	3	...
4	2	4	3	18	11	13	20	25	15
2	3	4	5	17	15	7	10	6	4
...	...	1	...	1	...	2	2	1	...
...	3	33	18	94	65	16	8	20	41
...	...	...	...	...	...	...	...	2	...
6	8	41	26	130	91	38	40	57	60
1	2	2	1	5	5	5	...	14	4
...	2	1	...	3	3	2	2	1	...
1	1	...	2	3	9	17	6	71	3
...	...	...	...	...	1	1	2	10	...
3	2	1	1	6	7	3	5	32	1
...	1	...	1	...	2	...	...	3	...
...	...	...	...	1	...	2	3	13	1
5	6	4	5	18	27	30	18	143	9
...	...	...	...	...	...	...	...	...	...
...	...	...	...	...	...	...	...	1	...
...	...	...	...	...	...	...	...	...	...
...	...	...	...	...	...	5	...	23	...
...	...	...	...	...	...	5	...	24	...
...	...	...	...	...	...	...	...	...	...
...	...	...	...	...	...	...	...	...	...
...	...	...	...	...	...	...	...	1	...
...	...	...	...	...	...	...	...	1	...
11	16	47	34	153	124	78	61	235	72

This content downloaded from
14.194.219.90 on Fri, 09 Feb 2024 06:46:19 +00:00
All use subject to https://about.jstor.org/terms

TABLE VII.—AGE BY RELIGION—

DISTRICT.	AGE							
	15—19.		20—24.		25—29.		30—34.	
	Male.	Female.	Male.	Female.	Male.	Female.	Male.	Female.
	21	22	23	24	25	26	27	28
Bardwan Division.								
Bardwan	1	1	...	2	1	1	3	1
Bankura	...	...	...	...	...	...	...	...
Birbhum	12	6	2	...	4	1	3	2
Midnapur	...	...	3	...	...	...	...	...
Hugli	3	1	...	...	1	...	1	1
Howrah	3	...	...	...	1	...	1	...
Total ...	19	7	5	2	7	2	8	4
Presidency Division.								
24-Parganas	2	...	...	...	2	...	1	3
Calcutta	52	28	27	21	31	29	47	23
Nadia	7	7	5	9	8	3	7	3
Jessor	...	...	...	...	2	2	1	...
Murshidabad	199	155	163	138	143	121	114	177
Khulna	...	...	...	...	...	...	...	...
Total ...	260	190	195	168	186	155	170	211
Rajshahi Division.								
Dinajpur	11	3	6	6	13	3	6	...
Rajshahi	3	...	3	3	6	...	1	1
Rangpur	93	12	107	11	95	8	84	11
Bogra	6	1	7	1	11	...	11	...
Pabna	50	1	43	1	30	6	35	2
Darjeeling	10	1	17	1	7	...	15	...
Jalpaiguri	20	3	23	...	30	1	21	2
Total ...	193	20	208	21	189	18	173	16
Dacca Division.								
Dacca	4	...	4	...	1	...	3	...
Faridpur	1	...	2	...	...	...	...	...
Bakharganj	...	...	...	...	...	...	...	...
Maimansingh	19	...	24	...	25	...	27	...
Total ...	24	...	30	...	26	...	30	...
Chittagong Division.								
Chittagong	...	...	...	...	...	...	...	...
Noakhali	...	...	...	...	...	...	...	...
Tippera	...	...	1	...	1	...	...	...
Total ...	...	...	1	...	1	...	...	...
TOTAL, BENGAL PROPER	494	217	438	190	409	168	381	231

This content downloaded from
14.194.219.90 on Fri, 09 Feb 2024 06:46:19 +00:00
All use subject to https://about.jstor.org/terms

PART E—JAINS—*continued.*

PERIODS.

25—29.		30—34.		35—39.		40—44.		45—49.		50 AND OVER.	
Male.	Female.	Male.	Female.	Male.	Female.	Male.	Female.	Male.	Female.	Male.	Female.
29	30	31	33	33	34	35	36	37	38	39	40
1	1	...	...	...	...	...	...	...	...	...	1
...	...	...	...	...	...	...	...	...	...	...	...
5	3	4	1	1	...	3	...	1	...	1	1
...	...	2	...	...	...	1	...	...	...	1	...
1	...	1	1	1	...	...	1	...	...	1	...
...	...	2	...	...	...	2	...	...	...	1	2
7	4	9	2	2	...	5	1	1	...	4	4
...	...	2	...	1	...	...	1	...	...	...	...
16	11	33	22	23	1	13	...	9	1	1	2
7	3	1	2	3	...	1	3	...	1	4	6
2	1	...	...	...	...	...	...	...	...	...	1
114	55	121	82	115	113	25	66	11	48	12	21
...	...	...	...	1	...	...	...	...	...	...	...
141	70	159	106	143	114	39	70	20	50	17	30
4	...	9	...	5	...	2	2	1	...	...	...
1	...	2	1	...	...	1	1	...	...	...	...
57	8	33	7	32	4	9	3	7	1	9	5
6	1	4	...	3	...	1	...	...	...	...	...
33	...	18	3	8	...	6	1	3	...	1	3
7	2	8	...	2	...	4	...	...	...	1	...
21	...	6	...	5	...	1	1	1	...	...	...
123	11	87	11	55	4	24	8	12	1	11	8
1	...	...	...	...	...	...	...	...	...	...	...
1	...	1	...	1	1	...	...	...	...	...	...
...	...	...	...	...	...	...	...	...	...	...	...
17	...	13	...	4	...	6	...	2	...	1	...
19	...	14	...	5	1	6	...	2	...	1	...
...	...	...	...	...	...	...	...	...	...	...	...
...	...	...	...	...	...	...	...	...	...	...	...
1	...	1	...	3	...	...	...	2	...	...	...
1	...	1	...	3	...	...	...	2	...	...	...
299	85	270	119	208	119	74	79	37	51	33	42

This content downloaded from
14.194.219.90 on Fri, 09 Feb 2024 06:46:19 +00:00
All use subject to https://about.jstor.org/terms

TABLE VII.—AGE BY RELIGION—

DISTRICT.	TOTAL JAINS.			AGE					
	Total.	Male.	Female.	UNDER 1 YEAR.		1 YEAR.		2 YEARS.	
				Male.	Female.	Male.	Female.	Male.	Female.
1	2	3	4	5	6	7	8	9	10
Patna Division.									
Patna	245	123	122	2	6	2	3	3	4
Gaya	196	112	86	1	3	2	...	1	3
Shahabad	453	195	258	3	6	...	1	1	7
Darbhanga	...	...	...	...	...	...	...	...	...
Muzaffarpur	...	...	...	...	...	...	...	...	...
Saran	68	33	35	...	1	1	...	...	3
Champaran	...	...	...	...	...	...	...	...	...
Total ...	964	463	501	6	16	5	4	5	17
Bhagalpur Division.									
Bhagalpur	378	247	131	3	3	5	2	2	2
Monghyr	52	23	29	2	1	...	1	...	1
Purnea	249	222	27	4	2	2	...	1	...
Malda	4	4	...	...	...	...	...	...	...
Santal Parganas	63	38	25	3	2	...	...	2	...
Total ...	746	534	212	12	8	7	3	5	3
TOTAL, BIHAR ...	1,710	997	713	18	24	12	7	10	20
Orissa Division.									
Cuttack	56	24	32	1	...	1	1	...	...
Puri	1	1	...	...	...	...	...	...	...
Balasor	...	...	...	...	...	...	...	...	...
Angul	...	...	...	...	...	...	...	...	...
TOTAL, ORISSA ...	57	25	32	1	...	1	1	...	...
Chutia Nagpur Division.									
Hazaribagh	591	336	255	1	10	3	5	6	5
Lohardaga	...	...	...	...	...	...	...	...	...
Manbhum	2	2	...	...	...	...	...	...	...
Singhbhum	...	...	...	...	...	...	...	...	...
TOTAL, CHUTIA NAGPUR	593	338	255	1	10	3	5	6	5
TOTAL FOR BRITISH TERRITORY	7,042	4,464	2,578	77	68	26	30	44	48
Feudatory States.									
Kuch Bihar	226	213	13	...	...	...	...	2	...
Orissa Tributary States	2	2	...	...	...	...	...	...	...
Chutia Nagpur Tributary States	...	...	...	...	...	...	...	...	...
TOTAL FOR THE FEUDATORY STATES	228	215	13	...	...	...	...	2	...

This content downloaded from 14.194.219.90 on Fri, 09 Feb 2024 06:46:19 +00:00
All use subject to https://about.jstor.org/terms

PART E—JAINS—*continued.*

PERIODS.

3 YEARS.		4 YEARS.		TOTAL 0—4.		5—9.		10—14.	
Male.	Female.	Male.	Female.	Male.	Female.	Male.	Female.	Male.	Female.
11	12	13	14	15	16	17	18	19	20
5	...	1	2	13	15	3	4	11	13
2	2	1	...	7	8	6	11	8	4
6	2	4	...	14	16	23	17	27	19
...	...	...	...	...	...	...	...	...	...
...	...	...	...	...	...	...	...	...	...
...	3	...	...	1	7	2	...	4	3
...	...	...	...	...	...	...	...	...	...
13	7	6	2	35	46	37	32	50	39
5	1	3	5	18	13	23	14	16	17
...	...	1	2	3	5	4	4	2	2
1	1	...	...	8	3	3	1	26	3
...	...	...	...	...	...	...	...	1	...
...	1	1	1	6	4	4	6	2	2
6	3	5	8	35	25	33	25	47	24
19	10	11	10	70	71	70	57	97	63
1	1	2	3	5	5	...	1	4	1
...	...	...	...	...	...	...	...	...	...
...	...	...	...	...	...	...	...	...	...
...	...	...	...	...	...	...	...	...	...
1	1	2	3	5	5	...	1	4	1
2	3	2	1	14	24	34	19	24	20
...	...	...	...	...	...	...	...	...	...
...	...	...	...	...	...	...	...	...	...
...	...	...	...	...	...	...	...	...	...
2	3	2	1	14	24	34	19	24	20
33	30	62	48	242	224	180	138	360	156
...	...	...	...	2	...	1	5	37	...
...	...	...	...	...	...	...	...	...	...
...	...	...	...	...	...	...	...	...	...
...	...	...	...	2	...	1	5	37	...

This content downloaded from
14.194.219.90 on Fri, 09 Feb 2024 06:46:19 +00:00
All use subject to https://about.jstor.org/terms

TABLE VII.—AGE BY RELIGION—

DISTRICT.	AGE							
	15—19.		20—24.		25—29.		30—34.	
	Male.	Female.	Male.	Female.	Male.	Female.	Male.	Female.
	21	22	23	24	25	26	27	28
Patna Division.								
Patna	10	12	13	14	11	15	11	8
Gaya	12	5	11	15	17	10	14	12
Shahabad	10	20	16	25	14	27	18	23
Darbhanga	...	...	...	...	...	...	...	...
Muzaffarpur	...	...	...	...	...	...	...	...
Saran	4	6	5	3	1	1	3	2
Champaran	...	...	...	...	...	...	...	...
Total ...	36	43	45	57	43	53	46	45
Bhagalpur Division.								
Bhagalpur	34	7	29	14	37	15	25	16
Monghyr	4	3	2	3	2	4	2	1
Purnea	40	8	27	6	39	9	28	1
Malda	1	...	1	...	...	...	...	...
Santal Parganas	2	2	4	3	6	2	2	2
Total ...	81	17	63	26	84	23	55	20
TOTAL, BIHAR ...	117	60	108	83	127	76	101	65
Orissa Division.								
Cuttack	3	3	2	2	1	3	3	2
Puri	...	...	...	...	1	...	...	...
Balasor	...	...	...	...	...	...	...	...
Angul	...	...	...	...	...	...	...	...
TOTAL, ORISSA ...	3	3	2	2	2	3	3	2
Chutia Nagpur Division.								
Hazaribagh	18	23	37	29	46	20	41	26
Lohardaga	...	...	...	...	...	...	...	...
Manbhum	...	...	1	...	1	...	...	...
Singhbhum	...	...	...	...	...	...	...	...
TOTAL, CHUTIA NAGPUR	18	23	38	29	47	20	41	26
TOTAL FOR BRITISH TERRITORY	632	303	588	304	585	267	526	324
Feudatory States.								
Kuch Bihar	40	...	36	1	32	4	26	2
Orissa Tributar States		...	...	...	1	...	...	...
Chutia Nagpur Tributary States	...	...	...	...	...	...	...	...
TOTAL FOR THE FEUDATORY STATES	41	...	36	1	33	4	26	2

This content downloaded from
14.194.219.90 on Fri, 09 Feb 2024 06:46:19 +00:00
All use subject to https://about.jstor.org/terms

PART E—JAINS—*concluded.*

PERIODS.

35—39.		40—44.		45—49.		50—54.		55—59.		60 AND OVER.	
Male.	Female.	Male.	Female.	Male.	Female.	Male.	Female.	Male.	Female.	Male.	Female.
29	30	31	32	33	34	35	36	37	38	39	40
7	4	13	15	12	8	9	10	5	5	5	1
13	3	8	4	3	3	1	5	2	2	10	4
10	18	24	22	5	12	5	25	3	4	23	30
...	...	...	...	...	...	...	...	...	...	...	...
...	...	...	...	...	...	...	...	...	...	...	...
3	2	4	2	1	1	...	4	1	...	4	4
...	...	...	...	...	...	...	...	...	...	...	...
33	27	49	41	21	24	15	44	11	11	42	39
25	9	17	9	4	4	7	6	4	...	9	7
1	4	...	...	1	...	2	...	...	1	...	2
15	3	17	1	6	...	6	...	4	...	3	2
1	...	...	...	...	...	...	...	...	...	...	...
5	...	2	...	...	...	1	1	2	...	2	3
47	16	36	10	13	4	16	7	10	1	14	14
80	43	85	51	34	28	31	51	21	12	56	53
4	3	1	1	...	...	...	3	...	2	1	6
...	...	...	...	...	...	...	...	...	...	...	...
...	...	...	...	...	...	...	...	...	...	...	...
...	...	...	...	...	...	...	...	...	...	...	...
4	3	1	1	...	...	...	3	...	2	1	6
25	22	28	24	26	16	26	20	10	4	7	8
...	...	...	...	...	...	...	...	...	...	...	...
...	...	...	...	...	...	...	...	...	...	...	...
...	...	...	...	...	...	...	...	...	...	...	...
25	22	28	24	26	16	26	20	10	4	7	8
495	153	384	195	268	163	131	153	68	69	97	109
18	...	10	1	3	...	6	...	1	...	1	...
...	...	...	...	...	...	...	...	...	...	...	...
...	...	...	...	...	...	...	...	...	...	...	...
18	...	10	1	3	...	6	...	1	...	1	...

This content downloaded from
14.194.219.90 on Fri, 09 Feb 2024 06:46:19 +00:00
All use subject to https://about.jstor.org/terms

TABLE VII.—AGE BY RELIGION—

DISTRICT.	TOTAL CHRISTIANS.			AGE					
	Total.	Male.	Female.	UNDER 1 YEAR.		1 YEAR.		2 YEARS.	
				Male.	Female.	Male.	Female.	Male.	Female.
1	2	3	4	5	6	7	8	9	10
Bardwan Division.									
Bardwan	1,408	739	669	24	26	18	13	20	19
Bankura	132	66	66	1	...	2	4	...	...
Birbhum	522	281	241	4	6	3	7	10	6
Midnapur	1,545	786	759	31	24	15	13	29	27
Hugli	633	370	263	9	10	2	6	5	10
Howrah	2,072	1,109	963	34	38	13	14	20	25
Total ...	6,312	3,351	2,961	103	104	53	58	84	87
Presidency Division.									
24-Parganas	12,982	7,517	5,465	173	203	109	109	175	169
Calcutta	28,997	16,066	12,931	285	270	221	202	303	294
Nadia	7,297	3,810	3,487	171	163	93	91	160	144
Jessor	840	434	406	9	20	7	10	13	11
Murshidabad	540	270	270	15	7	4	5	9	11
Khulna	963	538	425	18	24	7	7	21	29
Total ...	51,619	28,635	22,984	671	687	441	424	681	651
Rajshahi Division.									
Dinajpur	511	261	250	5	2	7	6	4	9
Rajshahi	105	57	48	2	2	1	1	4	...
Rangpur	343	190	153	13	7	1	6	8	6
Bogra	15	11	4	...	...	1	...	...	...
Pabna	162	102	60	2	4	1	...	2	4
Darjeeling	1,502	874	628	26	22	14	9	36	13
Jalpaiguri	357	259	98	2	3	1	1	3	3
Total ...	2,995	1,754	1,241	50	40	26	23	57	35
Dacca Division.									
Dacca	10,476	4,900	5,576	170	184	108	95	184	200
Faridpur	3,539	1,803	1,736	69	78	28	34	80	69
Bakharganj	4,659	2,396	2,263	84	95	33	45	95	92
Maimansingh	211	108	103	2	1	2	1	1	1
Total ...	18,885	9,207	9,678	325	358	170	178	360	362
Chittagong Division.									
Chittagong	1,191	661	530	10	15	9	14	19	16
Noakhali	641	336	305	5	9	5	9	6	9
Tippera	182	106	76	3	1	1	1	3	4
Total ...	2,014	1,103	911	18	18	15	24	28	29
TOTAL, BENGAL PROPER	81,825	44,050	37,775	1,187	1,207	705	707	1,210	1,164

This content downloaded from
14.194.219.90 on Fri, 09 Feb 2024 06:46:19 +00:00
All use subject to https://about.jstor.org/terms

Part F—Christians.

PERIODS.

3 years.		4 years.		Total 0—4.		5—9.		10—14.	
Male.	Female.	Male.	Female.	Male.	Female.	Male.	Female.	Male.	Female.
11	12	13	14	15	16	17	18	19	20
22	25	25	19	109	103	83	91	62	72
2	3	2	...	7	7	10	14	7	13
13	9	8	5	38	33	46	39	26	20
31	32	25	16	151	119	131	128	108	83
6	9	9	5	51	40	34	20	57	13
31	18	25	26	123	121	121	111	78	81
105	96	94	71	439	416	425	396	338	282
199	208	209	191	865	880	1,055	910	705	650
324	315	345	339	1,478	1,420	1,360	1,485	1,586	1,475
165	143	157	109	746	650	584	475	456	370
14	16	10	16	53	73	61	59	59	45
8	14	10	7	46	44	33	37	13	19
20	11	20	12	86	76	87	78	68	45
730	707	751	674	3,274	3,143	3,180	3,044	2,887	2,513
5	9	4	5	25	31	39	48	36	36
3	2	2	3	12	8	10	7	2	3
9	7	7	7	38	33	31	20	11	8
...	...	...	...	1	...	...	1	...	...
2	...	2	2	9	10	3	5	1	2
21	15	15	18	112	77	84	68	81	72
2	3	4	1	12	11	8	5	8	10
42	36	34	36	209	170	175	154	139	131
191	200	169	186	623	565	911	860	734	748
73	76	72	55	323	319	281	255	223	204
64	78	76	70	351	383	375	332	343	260
4	4	...	2	9	9	14	13	11	11
332	358	317	313	1,504	1,509	1,581	1,460	1,311	1,223
16	15	17	9	71	69	73	70	64	51
6	19	13	17	35	49	46	45	47	53
...	1	2	4	9	11	16	8	11	3
22	28	32	30	115	129	135	123	122	106
1,231	1,225	1,228	1,124	5,641	5,427	5,496	5,177	4,797	4,255

This content downloaded from
14.194.219.90 on Fri, 09 Feb 2024 06:46:19 +00:00
All use subject to https://about.jstor.org/terms

TABLE VII.—AGE BY RELIGION—

AGE

DISTRICT.	15—19.		20—24.		25—29.		30—34.	
	Male.	Female.	Male.	Female.	Male.	Female.	Male.	Female.
	21	22	23	24	25	26	27	28
Bardwan Division.								
Bardwan	38	71	33	72	106	84	73	60
Bankura	9	5	4	2	3	5	0	6
Birbhum	27	34	19	13	24	33	17	14
Midnapur	70	72	53	64	64	66	78	59
Hugli	33	26	42	21	33	25	37	17
Howrah	97	107	109	106	118	102	110	82
Total ...	273	315	310	278	348	305	321	238
Presidency Division.								
24-Parganas	848	650	1,095	516	686	530	555	413
Calcutta	1,543	1,514	1,784	1,301	1,987	1,264	1,686	1,003
Nadia	319	315	211	285	329	321	251	233
Jessor	27	51	36	33	40	38	33	23
Murshidabad	14	20	15	24	28	32	19	22
Khulna	43	43	41	41	51	31	46	30
Total ...	2,794	2,631	3,182	2,200	3,121	2,216	2,590	1,724
Rajshahi Division.								
Dinajpur	17	21	15	20	15	23	32	18
Rajshahi	...	6	6	3	8	8	3	7
Rangpur	18	12	10	25	22	13	12	14
Bogra	1	...	...	...	2	1	...	1
Pabna	1	3	9	11	21	8	19	7
Darjeeling	50	54	156	88	103	62	59	40
Jalpaiguri	7	9	46	19	53	26	47	10
Total ...	103	115	242	169	284	141	172	97
Dacca Division.								
Dacca	414	519	390	493	336	468	298	369
Faridpur	145	168	106	148	140	164	141	131
Bakharganj	202	209	157	209	204	194	173	161
Maimansingh	13	14	17	13	12	12	13	6
Total ...	773	910	580	863	692	838	625	660
Chittagong Division.								
Chittagong	47	48	77	56	84	49	59	49
Noakhali	33	25	27	25	30	24	24	22
Tippera	6	8	11	6	4	13	6	5
Total ...	86	81	115	87	118	79	89	76
TOTAL, BENGAL PROPER	4,029	3,652	4,429	3,587	4,563	3,579	3,797	2,796

This content downloaded from
14.194.219.90 on Fri, 09 Feb 2024 06:46:19 +00:00
All use subject to https://about.jstor.org/terms

PART F—CHRISTIANS—*continued.*

PERIODS.

35—39.		40—44.		45—49.		50—54.		55—59.		60 AND OVER.	
Male.	Female.	Male.	Female.	Male.	Female.	Male.	Female.	Male.	Female.	Male.	Female.
29	30	31	32	33	34	35	36	37	38	39	40
56	36	35	27	34	23	28	13	16	6	16	11
7	5	3	4	4	...	3	...	3	1	...	4
12	21	23	12	21	10	10	4	8	11	10	14
36	52	51	40	16	17	15	18	9	6	24	49
28	14	25	24	17	14	15	11	7	11	12	27
86	79	85	55	67	37	49	28	23	11	43	43
225	207	223	162	159	101	120	74	66	46	105	141
405	371	387	290	231	120	175	139	139	104	281	217
1,211	776	1,111	792	713	546	623	466	371	295	614	594
206	168	205	167	146	103	116	96	70	88	171	216
34	26	28	17	21	8	12	10	13	5	17	18
29	19	17	24	13	7	17	13	6	5	27	11
24	18	33	22	10	6	18	15	7	2	25	16
1,909	1,371	1,780	1,242	1,133	790	961	739	606	499	1,135	1,079
10	14	28	14	14	6	13	13	9	3	8	8
4	...	6	5	4	...	4	2	...	1	...	...
19	8	13	9	4	1	5	2	2	4	5	
1	...	1	...	3	1	2	...	...	...	...	...
11	5	13	2	9	5	2	2	2	...	3	2
54	42	43	41	25	18	15	27	6	6	17	16
35	6	22	8	12	...	5	...	2	...	2	1
134	80	125	77	71	29	46	46	21	14	35	28
203	265	203	301	171	150	146	174	57	53	246	312
124	88	91	73	67	41	58	49	35	19	70	84
145	120	140	114	80	54	82	89	33	27	111	111
9	6	4	7	4	6	1	4	...	...	2	2
541	479	437	495	322	251	287	316	125	99	429	515
48	31	45	27	27	24	20	27	17	9	29	27
21	22	17	13	18	5	17	8	9	2	13	8
13	6	7	9	9	5	5	5	1	...	8	4
82	59	69	47	54	34	42	40	27	11	49	39
2,974	2,196	2,931	2,023	1,739	1,205	1,456	1,215	845	669	1,753	1,795

This content downloaded from
14.194.219.90 on Fri, 09 Feb 2024 06:46:19 +00:00
All use subject to https://about.jstor.org/terms

TABLE VII.—AGE BY RELIGION—

DISTRICTS.	TOTAL CHRISTIANS.			AGE					
				UNDER 1 YEAR.		1 YEAR.		2 YEARS.	
	Total.	Male.	Female.	Male.	Female.	Male.	Female.	Male.	Female.
1	2	3	4	5	6	7	8	9	10
Patna Division.									
Patna	2,833	1,738	*1,095*	34	*30*	25	*39*	36	*45*
Gaya	174	78	*96*	1	*2*	4	*2*	...	*2*
Shahabad	277	150	*127*	5	*4*	3	*7*	6	*5*
Darbhanga	380	222	*158*	8	*5*	5	*2*	3	*10*
Muzaffarpur	371	206	*165*	3	*1*	5	...	9	*6*
Saran	278	173	*105*	8	*7*	1	*4*	2	...
Champaran	2,100	968	*1,132*	38	*37*	25	*18*	46	*44*
Total ...	6,413	3,535	*2,878*	97	*86*	68	*72*	102	*112*
Bhagalpur Division.									
Bhagalpur	536	300	*236*	8	*8*	3	*3*	8	*5*
Monghyr	1,324	723	*601*	19	*18*	13	*13*	21	*20*
Purnea	387	210	*177*	7	*4*	2	*4*	6	*4*
Malda	72	42	*30*	...	*1*	2	*1*	2	...
Santal Parganas	5,943	2,979	*2,964*	117	*117*	60	*63*	68	*84*
Total ...	8,262	4,254	*4,008*	151	*148*	80	*85*	105	*113*
TOTAL, BIHAR ...	14,675	7,789	6,886	248	234	148	160	207	225
Orissa Division.									
Cuttack	2,723	1,339	*1,384*	39	*41*	17	*14*	37	*49*
Puri	840	392	*448*	20	*14*	5	*5*	15	*14*
Balasor	1,075	549	*526*	14	*25*	8	*7*	21	*18*
Angul	19	15	*4*	1	...	1	...	...	*1*
TOTAL, ORISSA ...	4,657	2,295	2,362	74	80	31	26	73	82
Chutia Nagpur Division.									
Hazaribagh	889	449	*440*	8	*21*	6	*6*	18	*8*
Lohardaga	82,369	41,019	*41,350*	1,230	*1,300*	1,163	*1,150*	1,458	*1,473*
Manbhum	1,532	783	*749*	23	*30*	16	*11*	11	*19*
Singhbhum	4,464	2,491	*2,373*	72	*80*	61	*60*	74	*62*
TOTAL, CHUTIA NAGPUR	89,654	44,742	44,912	1,333	1,431	1,246	1,227	1,561	1,562
TOTAL FOR BRITISH TERRITORY	160,811	98,678	91,935	2,842	2,952	2,130	2,120	3,051	3,033
Feudatory States.									
Kuch Bihar	291	158	*133*	...	...	10	*7*	2	*5*
Orissa Tributary States	703	366	*337*	10	*7*	4	*5*	14	*16*
Chutia Nagpur Tributary States	528	260	*268*	1	*4*	10	*9*	13	*18*
TOTAL FOR THE FEUDATORY STATES	1,522	784	738	11	11	24	21	29	39
British subjects in French Chandranagar	162	85	*94*	...	...	1	*1*	2	*3*

This content downloaded from
14.194.219.90 on Fri, 09 Feb 2024 06:46:19 +00:00
All use subject to https://about.jstor.org/terms

Part F—Christians—*continued.*

PERIODS.

3 years.		4 years.		Total 0—4.		5—9.		10—14.	
Male.	Female.	Male.	Female.	Male.	Female.	Male.	Female.	Male.	Female.
11	12	13	14	15	16	17	18	19	20
50	37	37	35	182	186	77	90	115	144
5	5	...	9	10	13	5	18	2	6
3	3	5	8	22	27	18	10	9	4
2	1	7	4	25	22	16	22	10	9
3	2	6	9	26	11	24	27	28	11
5	4	4	5	20	20	8	5	7	5
34	41	36	35	179	175	166	165	135	134
102	93	95	91	464	454	314	337	300	313
8	8	9	3	36	32	50	25	44	15
20	20	21	18	94	89	53	74	43	61
7	9	6	8	28	29	22	13	19	12
1	1	2	1	7	4	5	4	1	5
109	131	103	117	457	511	502	503	414	406
145	169	141	147	623	665	603	679	521	499
247	262	236	238	1,086	1,119	976	1,016	827	812
51	41	40	53	204	198	237	215	234	207
11	25	14	13	65	71	77	99	45	53
13	16	14	17	70	83	102	75	78	77
...	...	1	...	3	1	3	...	1	...
75	82	69	83	342	353	418	389	348	337
13	19	12	10	57	64	70	65	58	44
1,911	2,109	1,590	1,905	7,352	7,930	7,431	7,319	6,427	5,396
37	35	26	21	113	116	125	129	102	91
121	101	91	74	419	377	382	414	427	318
2,082	2,257	1,719	2,010	7,941	8,487	8,028	7,920	7,014	5,849
3,635	3,829	3,252	3,455	14,910	15,388	14,922	14,502	12,982	11,253
4	3	6	5	22	20	23	22	13	15
10	19	7	6	45	46	58	49	53	35
13	16	17	13	54	60	53	56	30	28
27	31	30	24	121	126	139	127	96	78
1	1	1	1	5	6	9	10	8	13

This content downloaded from
14.194.219.90 on Fri, 09 Feb 2024 06:46:19 +00:00
All use subject to https://about.jstor.org/terms

TABLE VII.—AGE BY RELIGION—

AGE

DISTRICT	15—19.		20—24.		25—29.		30—34.	
	Male.	Female.	Male.	Female.	Male.	Female.	Male.	Female.
	21	22	23	24	25	26	27	28
Patna Division.								
Patna	98	112	527	193	382	100	100	74
Gaya	4	6	5	4	7	13	10	11
Shahabad	9	9	16	16	16	19	15	15
Darbhanga	17	18	26	19	29	21	22	15
Muzaffarpur	23	18	11	20	18	15	20	14
Saran	8	13	25	8	23	11	22	10
Champaran	63	96	69	110	70	89	74	89
Total ...	241	272	679	300	545	261	263	221
Bhagalpur Division.								
Bhagalpur	24	19	17	28	27	35	21	19
Monghyr	93	47	82	65	62	73	67	38
Purnea	10	25	13	25	22	15	23	15
Malda	5	3	4	1	4	5	2	1
Santal Parganas	295	309	255	220	221	201	177	159
Total ...	427	403	371	339	336	329	290	262
TOTAL, BIHAR ...	668	675	1,050	639	881	590	553	483
Orissa Division.								
Cuttack	183	120	89	106	88	170	97	130
Puri	27	39	23	25	27	37	39	57
Balasor	43	69	30	26	35	57	62	43
Angul	...	...	8	1	2	2	2	...
TOTAL, ORISSA ...	202	214	150	158	152	266	200	230
Chutia Nagpur Division.								
Hazaribagh	44	47	41	50	36	37	33	35
Lohardaga	3,506	2,973	2,304	3,013	2,023	2,934	2,032	3,911
Manbhum	63	55	52	51	59	64	64	65
Singhbhum	223	235	148	177	150	185	189	165
TOTAL, CHUTIA NAGPUR	3,834	3,310	2,545	3,291	2,873	3,270	3,217	3,476
TOTAL FOR BRITISH TERRITORY	8,733	8,051	8,174	7,875	8,489	7,705	7,767	6,984
Feudatory States.								
Kuch Bihar	9	15	14	13	13	14	14	5
Orissa Tributary States	41	35	34	30	30	38	27	22
Chutia Nagpur Tributary States	24	16	11	12	10	22	31	18
TOTAL FOR THE FEUDATORY STATES	74	66	59	55	52	74	62	45
British subjects in French Chandranagar	4	3	7	13	1	3	4	9

This content downloaded from
14.194.219.90 on Fri, 09 Feb 2024 06:46:19 +00:00
All use subject to https://about.jstor.org/terms

PART F—CHRISTIANS—*concluded.*

PERIODS.

35—39.		40—44.		45—49.		50—54.		55—59.		60 AND OVER.	
Male.	Female.	Male.	Female.	Male.	Female.	Male.	Female.	Male.	Female.	Male.	Female.
29	30	31	32	33	34	35	36	37	38	39	40
48	51	57	54	36	44	49	36	27	26	40	55
4	3	11	6	6	1	3	7	6	3	5	5
8	11	16	11	11	4	4	3	4	1	2	4
28	7	16	14	15	9	9	4	4	1	5	4
15	14	19	14	1	11	7	5	4	2	10	3
17	7	15	10	14	8	5	3	5	1	4	4
63	64	41	56	26	34	15	40	15	24	31	63
185	157	175	165	109	104	92	98	65	58	97	138
17	17	17	18	19	8	11	4	9	3	8	13
49	37	45	29	39	24	26	19	13	12	27	33
16	19	19	9	13	4	10	5	6	4	9	9
4	...	5	2	1	1	...	1	2	2	2	1
152	135	170	128	83	82	82	66	43	33	122	121
238	201	252	166	165	119	129	95	73	54	168	177
423	358	437	351	264	223	221	193	138	112	265	315
90	67	62	50	37	31	44	35	10	15	25	40
41	25	28	25	9	4	6	7	...	...	5	14
41	36	36	20	17	9	12	15	6	6	11	17
2	...	...	...	1	...	...	...	...	...	...	...
174	128	128	94	64	44	62	57	16	21	41	71
23	29	30	15	21	19	16	17	11	3	11	15
2,259	2,065	2,082	2,048	1,004	856	1,155	1,169	522	640	1,387	1,753
63	67	47	39	40	25	26	20	7	13	23	21
129	133	153	105	59	70	82	79	33	38	105	77
2,476	2,294	2,312	2,207	1,124	970	1,279	1,278	573	694	1,526	1,866
6,047	4,976	5,506	4,675	3,191	2,442	3,018	2,743	1,572	1,496	3,585	4,047
13	5	10	8	6	7	9	5	5	2	3	2
21	20	20	21	5	19	13	12	4	3	12	14
13	18	17	11	6	8	11	10	3	2	7	7
47	43	47	40	20	27	33	27	12	7	22	23
2	4	4	7	3	4	3	4	2	3	6	4

This content downloaded from
14.194.219.90 on Fri, 09 Feb 2024 06:46:19 +00:00
All use subject to https://about.jstor.org/terms

TABLE VII.—AGE BY RELIGION—

DISTRICT.	TOTAL ANIMISTIC.			AGE					
				UNDER 1 YEAR.		1 YEAR.		2 YEARS.	
	Total.	Male.	Female.	Male.	Female.	Male.	Female.	Male.	Female.
1	2	3	4	5	6	7	8	9	10
Bardwan Division.									
Bardwan	5,459	2,741	*2,718*	71	*79*	37	*24*	62	*72*
Bankura	103,747	51,170	*52,577*	1,085	*1,254*	833	*1,002*	1,471	*1,799*
Birbhum	34,289	17,230	*17,059*	437	*445*	259	*372*	575	*690*
Midnapur	136,929	67,458	*69,471*	1,525	*1,966*	1,176	*1,313*	2,105	*2,495*
Hugli	2,053	1,388	*665*	8	*11*	8	*11*	24	*22*
Howrah	194	161	*33*	...	...	...	*1*	1	*2*
Total ...	282,671	140,148	*142,523*	3,126	*3,755*	2,313	*2,723*	4,238	*5,073*
Presidency Division.									
24-Parganas	308	166	*142*	10	*3*	3	*4*	7	*9*
Calcutta	...	...	...	...	...	...	...	...	...
Nadia	...	...	...	...	...	...	...	...	...
Jessor	108	54	*54*	1	*2*	*4*	*3*	3	*1*
Murshidabad	9,304	4,668	*4,636*	169	*211*	79	*85*	175	*185*
Khulna	...	...	...	...	...	...	...	...	...
Total ...	9,720	4,888	*4,832*	180	*216*	86	*92*	185	*195*
Rajshahi Division.									
Dinajpur	10,694	5,597	*5,097*	135	*164*	120	*139*	186	*192*
Rajshahi	298	174	*124*	3	*2*	4	*3*	6	*2*
Rangpur	437	219	*218*	4	*5*	1	*4*	7	*8*
Bogra	2,000	1,009	*982*	34	*31*	28	*34*	37	*47*
Pabna	...	...	...	...	...	...	...	...	...
Darjeeling	...	...	...	...	...	...	...	...	...
Jalpaiguri	6,295	3,301	*2,994*	116	*88*	60	*74*	113	*136*
Total ...	19,724	10,299	*9,425*	292	*290*	213	*259*	349	*385*
Dacca Division.									
Dacca	401	213	*188*	14	*13*	1	*1*	8	*7*
Faridpur	...	...	...	...	...	...	...	...	...
Bakharganj	...	...	...	...	...	...	...	...	...
Maimansingh	29,609	15,070	*14,539*	640	*653*	290	*287*	606	*618*
Total ...	30,010	15,283	*14,727*	654	*666*	291	*288*	614	*625*
Chittagong Division.									
Chittagong	161	88	*73*	1	*3*	1	*3*	2	*1*
Noakhali	...	...	...	...	...	...	...	...	...
Tippera	...	...	...	...	...	...	...	...	...
Total ...	161	88	*73*	1	*3*	1	*3*	2	*1*
TOTAL, BENGAL PROPER	342,286	170,706	171,580	4,253	4,930	2,904	3,365	5,388	6,279

This content downloaded from
14.194.219.90 on Fri, 09 Feb 2024 06:46:19 +00:00
All use subject to https://about.jstor.org/terms

Part G—The Animistic.

PERIODS.

3 years.		4—years.		Total 0—4.		5—9.		10—14.	
Male.	Female.	Male.	Female.	Male.	Female.	Male.	Female.	Male.	Female.
11	12	13	14	15	16	17	18	19	20
93	98	65	99	327	379	525	554	364	345
1,977	2,341	1,739	1,975	7,105	8,364	10,122	9,949	7,719	5,875
723	601	543	657	2,537	2,965	3,293	3,220	2,143	1,916
3,500	3,224	1,982	2,149	9,288	11,147	13,101	13,719	9,847	7,714
11	18	24	17	75	70	69	66	57	61
2	1	1	...	4	4	5	3	2	4
5,305	6,483	4,354	4,897	19,336	23,931	27,104	26,503	20,131	15,915
4	10	6	4	33	30	29	24	14	19
...	...	...	...	...	...	...	...	...	...
...	...	...	...	...	...	...	...	...	...
1	3	3	2	12	11	11	2	5	4
188	203	184	181	795	924	670	816	563	459
...	...	...	...	...	...	...	...	...	...
193	275	195	187	839	965	910	849	582	512
258	300	220	220	919	1,015	977	884	508	529
3	7	1	5	17	24	18	19	15	13
11	6	7	8	30	31	43	41	28	13
47	64	40	41	186	217	177	176	120	131
...	...	...	...	...	...	...	...	...	...
...	...	...	...	...	...	...	...	...	...
138	141	97	100	534	539	359	341	247	206
457	518	365	374	1,676	1,826	1,574	1,461	918	945
13	8	7	10	43	39	45	38	19	25
...	...	...	...	...	...	...	...	...	...
...	...	...	...	...	...	...	...	...	...
689	715	672	635	2,897	2,908	2,698	2,515	1,543	1,467
702	723	679	645	2,940	2,947	2,743	2,553	1,562	1,492
3	3	2	6	9	16	18	10	10	11
...	...	...	...	...	...	...	...	...	...
...	...	...	...	...	...	...	...	...	...
3	3	2	6	9	16	18	10	10	11
6,660	8,002	5,595	6,109	24,600	28,685	32,349	31,376	23,203	18,875

This content downloaded from
14.194.219.90 on Fri, 09 Feb 2024 06:46:19 +00:00
All use subject to https://about.jstor.org/terms

TABLE VII.—AGE BY RELIGION—

DISTRICT.	AGE								
	15—19.		20—24.		25—29.		30—34.		35
	Male.	Female.	Male.	Female.	Male.	Female.	Male.	Female.	Male.
	21	22	23	24	25	26	27	28	29
Bardwan Division.									
Bardwan	178	183	153	138	177	196	169	204	258
Bankura	4,447	4,903	2,786	3,753	3,562	4,489	3,194	3,690	3,037
Birbhum	1,323	1,483	1,079	1,907	1,325	1,300	1,177	1,088	999
Midnapur	6,145	6,543	4,126	5,440	4,602	5,864	4,377	5,069	4,106
Hugli	59	71	162	93	197	103	218	67	144
Howrah	3	3	10	1	18	5	35	4	18
Total ...	12,155	13,186	8,316	10,632	9,881	11,957	9,170	10,123	8,553
Presidency Division.									
24-Parganas	6	10	5	10	14	9	12	11	26
Calcutta	...	...	...	...	...	...	...	...	...
Nadia	...	...	...	...	...	...	...	...	...
Jessor	1	4	3	8	5	3	5	2	2
Murshidabad	324	413	266	343	340	376	356	332	203
Khulna	...	...	...	...	...	...	...	...	...
Total ...	331	426	274	361	359	388	373	345	231
Rajshahi Division.									
Dinajpur	348	470	341	373	427	501	473	416	396
Rajshahi	9	9	10	8	17	6	24	13	16
Rangpur	19	29	11	22	16	24	17	18	16
Bogra	71	84	41	58	71	91	87	78	56
Pabna	...	...	...	...	...	...	...	...	...
Darjeeling	...	...	...	...	...	...	...	...	...
Jalpaiguri	199	274	302	266	477	319	296	234	180
Total ...	646	866	705	727	1,008	941	897	758	664
Dacca Division.									
Dacca	10	17	20	9	10	11	17	16	11
Faridpur	...	...	...	...	...	...	...	...	...
Bakharganj	...	...	...	...	...	...	...	...	...
Maimansigh	932	1,478	876	1,389	1,250	1,395	1,244	1,092	922
Total ...	942	1,495	896	1,398	1,260	1,406	1,261	1,108	933
Chittagong Division.									
Chittagong	7	6	4	4	6	5	5	3	10
Noakhali	...	...	...	...	...	...	...	...	...
Tippera	...	...	...	...	...	...	...	...	...
Total ...	7	6	4	4	6	5	5	3	10
TOTAL, BENGAL PROPER	14,081	15,979	10,195	13,122	12,514	14,697	11,706	12,336	10,390

This content downloaded from
14.194.219.90 on Fri, 09 Feb 2024 06:46:19 +00:00
All use subject to https://about.jstor.org/terms

PART G—THE ANIMISTIC—*continued.*

PERIODS.										
—9.	40—44		45—49.		50—54.		55—59.		60 AND OVER.	
Female.	Male.	Female.	Male.	Female.	Male.	Female.	Male.	Female.	Male.	Female.
30	31	32	33	34	35	36	37	38	39	40
245	163	114	108	86	103	70	40	54	156	157
2,792	2,710	2,482	1,864	1,641	1,641	1,436	963	1,087	2,090	2,117
848	909	813	620	476	604	525	305	278	928	940
3,538	4,005	3,403	2,092	1,583	2,111	2,033	1,068	967	2,620	3,403
41	162	37	63	11	65	15	25	6	53	15
1	33	3	8	...	12	2	4	2	9	1
7,465	8,022	6,852	4,664	3,797	4,556	4,136	2,409	2,394	5,855	6,633
19	12	7	4	...	3	1	1	3	8	6
...	...	...	...	...	...	...	...	...	...	...
...	...	...	...	...	...	...	...	...	...	...
1	...	7	5	3	3	1	...	...	3	1
175	310	227	157	90	168	163	78	67	238	229
...	...	...	...	...	...	...	...	...	...	...
188	322	241	166	93	174	165	79	70	248	229
224	453	290	200	77	237	119	71	34	247	179
9	20	6	5	7	16	5	2	...	5	4
12	8	11	7	8	7	3	8	2	9	4
33	73	50	29	14	41	26	9	4	47	30
...	...	...	...	...	...	...	...	...	...	...
...	...	...	...	...	...	...	...	...	...	...
110	206	193	156	46	159	83	46	25	150	259
397	760	553	39	152	460	236	136	65	458	499
11	13	9	5	1	8	1	2	1	10	10
...	...	...	...	...	...	...	...	...	...	...
...	...	...	...	...	...	...	...	...	...	...
565	1,043	705	386	149	467	321	169	97	643	458
576	1,056	714	391	150	475	322	171	98	653	468
8	7	3	7	2	4	2	1	1	...	2
...	...	...	...	...	...	...	...	...	...	...
...	...	...	...	...	...	...	...	...	...	...
8	7	3	7	2	4	2	1	1	...	2
6,634	10,167	6,362	5,625	4,194	5,669	4,661	2,763	2,628	7,214	7,831

This content downloaded from
14.194.219.90 on Fri, 09 Feb 2024 06:46:19 +00:00
All use subject to https://about.jstor.org/terms

TABLE VII.—AGE BY RELIGION—

DISTRICT.	TOTAL ANIMISTIC.			AGE					
	Total.	Male.	Female.	UNDER 1 YEAR.		1 YEAR.		2 YEARS.	
				Male.	Female.	Male.	Female.	Male.	Female.
1	2	3	4	5	6	7	8	9	10
Patna Division.									
Patna	...	...	...	...	...	...	...	...	...
Gaya	...	...	...	...	...	...	...	...	...
Shahabad	...	...	...	...	...	...	...	...	...
Darbhanga	...	...	...	...	...	...	...	...	...
Muzaffarpur	...	...	...	...	...	...	...	...	...
Saran	...	...	...	...	...	...	...	...	...
Champaran	...	...	...	...	...	...	...	...	...
Total ...	...	...	...	...	...	...	...	...	...
Bhagalpur Division.									
Bhagalpur	24,740	12,271	*12,469*	310	*307*	152	*180*	330	*425*
Monghyr	3,708	1,840	*1,868*	53	*64*	20	*12*	56	*51*
Purnea	2	...	*2*	...	...	...	...	...	...
Malda	21,034	10,842	*10,192*	251	*319*	236	*288*	457	*593*
Santal Parganas	726,284	362,089	*364,195*	12,148	*12,239*	7,982	*8,304*	12,613	*14,042*
Total ...	775,766	387,042	*388,724*	12,762	*12,929*	8,390	*8,790*	13,456	*15,041*
TOTAL, BIHAR ...	775,766	387,042	388,724	12,762	12,929	8,390	8,790	13,456	15,041
Orissa Division.									
Cuttack	...	...	...	...	...	...	...	...	...
Puri	...	...	...	...	...	...	...	...	...
Balasor	...	...	...	...	...	...	...	...	...
Angul	332	176	*156*	7	*6*	...	...	6	2
TOTAL, ORISSA ...	332	176	156	7	6	...	...	6	2
Chutia Nagpur Division.									
Hazaribagh	87,866	43,593	*44,273*	1,489	*1,688*	549	*579*	1,161	*1,305*
Lohardaga	615,328	294,622	*320,706*	8,839	*9,968*	6,031	*6,515*	10,180	*11,903*
Manbhum	166,029	82,517	*83,512*	2,379	*2,714*	1,066	*1,167*	2,367	*2,693*
Singhbhum	306,410	151,115	*155,295*	3,513	*3,852*	3,452	*3,610*	4,529	*4,953*
TOTAL, CHUTIA NAGPUR	1,175,633	571,847	603,786	16,220	17,222	13,098	13,871	18,257	19,856
TOTAL FOR BRITISH TERRITORY	2,294,017	1,129,771	1,164,246	33,242	35,087	24,392	26,026	37,107	41,178
Feudatory States.									
Kuch Bihar	1,011	530	*481*	14	*14*	11	*23*	20	*30*
Orissa Tributary States	155,294	77,376	*77,918*	1,845	*1,796*	840	*830*	2,497	*2,764*
Chutia Nagpur Tributary States	3,022,250	152,678	*149,572*	3,369	*3,530*	3,750	*4,063*	4,655	*5,145*
TOTAL FOR THE FEUDATORY STATES	458,555	230,584	227,971	5,228	5,340	4,601	4,916	7,172	7,945

This content downloaded from
14.194.219.90 on Fri, 09 Feb 2024 06:46:19 +00:00
All use subject to https://about.jstor.org/terms

PART G—THE ANIMISTIC—*continued.*

PERIODS.

3 YEARS.		4 YEARS.		TOTAL 0—4.		5—9.		10—14.	
Male.	Female.	Male.	Female.	Male.	Female.	Male.	Female.	Male.	Female.
11	12	13	14	15	16	17	18	19	20
...	...	...	...	...	...	...	...	...	...
...	...	...	...	...	...	...	...	...	...
...	...	...	...	...	...	...	...	...	...
...	...	...	...	...	...	...	...	...	...
...	...	...	...	...	...	...	...	...	...
...	...	...	...	...	...	...	...	...	...
...	...	...	...	...	...	...	...	...	...
...	...	...	...	...	...	...	...	...	...
498	*585*	458	*513*	1,748	*2,016*	2,340	*2,443*	1,798	*1,689*
91	*98*	54	*87*	274	*319*	455	*389*	247	*199*
...	...	...	...	...	...	...	...	...	...
484	*557*	416	*440*	1,844	*2,157*	1,978	*1,907*	1,259	*1,110*
15,730	*17,583*	14,173	*14,826*	62,646	*66,994*	69,121	*65,059*	49,543	*45,739*
16,803	*18,853*	15,101	*15,866*	66,512	*71,479*	73,894	*69,791*	52,847	*48,706*
16,803	18,853	15,101	15,866	66,512	71,479	73,894	69,791	52,847	48,706
...	...	...	...	...	...	...	...	...	...
...	...	...	...	...	...	...	...	...	...
...	...	...	...	...	...	...	...	...	...
...	...	...	...	...	...	...	...	...	...
2	*9*	4	*5*	19	*22*	41	*1*	28	*35*
2	9	4	5	19	22	41	1	28	35
1,742	*2,241*	1,484	*1,669*	6,445	*7,482*	8,508	*8,532*	6,217	*5,161*
14,399	*15,729*	12,553	*13,314*	54,092	*58,029*	57,563	*53,154*	43,217	*37,378*
3,350	*3,911*	2,787	*3,121*	11,949	*13,606*	16,778	*16,806*	11,758	*9,835*
5,651	*6,159*	5,356	*5,462*	22,501	*23,431*	26,446	*25,666*	21,579	*19,377*
25,142	28,033	22,180	23,566	94,897	102,548	109,295	104,208	82,471	71,751
46,607	54,897	42,680	45,546	186,228	202,734	215,579	205,376	158,549	139,367
25	*31*	19	*31*	88	*135*	81	*87*	57	*39*
2,664	*3,576*	2,598	*3,129*	10,644	*12,095*	13,645	*13,309*	12,020	*9,189*
6,666	*7,641*	5,805	*6,264*	24,445	*26,643*	28,014	*27,288*	21,903	*16,519*
9,755	11,248	8,421	9,424	35,177	38,873	42,640	40,684	33,980	25,747

This content downloaded from
14.194.219.90 on Fri, 09 Feb 2024 06:46:19 +00:00
All use subject to https://about.jstor.org/terms

TABLE VII.—AGE BY RELIGION—

AGE

DISTRICT.	16—19.		20—24.		25—29.		30—34.		35—
	Male.	Female.	Male.	Female.	Male.	Female.	Male.	Female.	Male.
	21	22	23	24	25	26	27	28	29
Patna Division.									
Patna	...	...	...	...	...	...	...	...	...
Gaya	...	...	...	...	...	...	...	...	...
Shahabad	...	...	...	...	...	...	...	...	...
Darbhanga	...	...	...	...	...	...	...	...	...
Muzaffarpur	...	...	...	...	...	...	...	...	...
Saran	...	...	...	...	...	...	...	...	...
Champaran	...	...	...	...	...	...	...	...	...
Total ...	...	...	...	...	...	...	...	...	...
Bhagalpur Division.									
Bhagalpur	1,001	1,056	812	936	889	855	851	928	575
Monghyr	134	108	75	116	108	129	111	154	108
Purnea	...	...	...	9	...	...	...	...	...
Malda	727	686	583	783	843	775	726	790	456
Sontal Parganas	33,342	34,559	24,971	27,891	25,921	24,855	20,746	20,898	15,521
Total ...	34,204	36,409	26,441	29,728	27,761	26,613	22,434	22,770	16,690
TOTAL, BIHAR ...	34,204	36,409	26,441	29,728	27,761	26,613	22,434	22,770	16,690
Orissa Division.									
Cuttack	...	...	...	...	...	...	...	...	...
Puri	...	...	...	...	...	...	...	...	...
Balasor	...	...	...	...	...	...	...	...	...
Angul	12	30	11	17	13	4	8	13	19
TOTAL, ORISSA ...	12	30	11	17	13	4	8	13	19
Chutia Nagpur Division.									
Hazaribagh	3,405	3,357	2,671	3,109	2,895	3,465	3,254	3,473	2,663
Lohardaga	21,168	23,139	15,707	23,149	19,261	23,005	21,104	23,502	16,317
Manbhum	7,729	7,417	4,027	4,839	5,510	6,504	5,312	5,825	5,214
Singhbhum	13,841	15,129	10,324	12,530	10,843	11,933	10,360	11,881	7,989
TOTAL, CHUTIA NAGPUR	46,163	49,042	32,819	43,623	38,509	46,988	40,030	46,681	32,183
TOTAL FOR BRITISH TERRITORY	94,460	101,460	69,466	86,490	78,797	88,300	74,238	81,600	59,282
Feudatory States.									
Kuch Bihar	37	32	31	39	41	46	34	45	51
Orissa Tributary States	6,269	7,126	5,309	5,918	5,768	6,509	5,943	6,339	4,592
Chutia Nagpur Tributary States	10,648	10,946	9,379	11,329	11,150	12,548	11,775	12,380	9,345
TOTAL FOR THE FEUDATORY STATES	16,954	18,104	14,719	17,279	16,959	19,103	17,752	18,764	13,988

This content downloaded from
14.194.219.90 on Fri, 09 Feb 2024 06:46:19 +00:00
All use subject to https://about.jstor.org/terms

Part G—The Animistic—*concluded.*

PERIODS.

30.		40—44.		45—49.		50—54.		55—59.		60 and over.	
Female.	Male.	Female.	Male.	Female.	Male.	Female.	Male.	Female.	Male.	Female.
30	31	32	33	34	35	36	37	38	39	40
...	...	...	...	...	...	...	...	...	...	...
...	...	..	...	...	...	...	...	...	...	...
...	...	...	...	...	...	...	...	...	...	...
...	...	...	...	...	...	...	...	...	...	...
...	...	...	...	...	...	...	...	...	...	...
...	...	...	...	...	...	...	...	...	...	...
...	...	...	...	...	...	...	...	...	...	...
...	...	...	...	...	...	...	...	...	...	...
523	637	*620*	426	*396*	468	*390*	163	*158*	563	*539*
80	84	*125*	67	*49*	78	*70*	25	*30*	74	*114*
...	...	...	...	...	...	...	...	...	...	...
359	833	*603*	263	*170*	468	*314*	106	*75*	727	*463*
16,193	17,113	*16,348*	9,514	*9,441*	11,087	*10,377*	5,488	*6,389*	18,077	*19,529*
17,085	18,665	*17,696*	10,270	*9,986*	12,101	*11,151*	5,782	*6,645*	19,441	*20,665*
17,085	18,665	17,696	10,270	9,986	12,101	11,151	5,782	6,645	19,441	20,665
...	...	...	...	...	...	...	...	...	...	...
...	...	...	...	...	...	...	...	...	...	...
...	...	...	...	...	...	...	...	...	...	...
16	11	*7*	1	*1*	5	*4*	1	...	7	*6*
16	11	7	1	1	5	4	1	...	7	6
2,557	2,375	*2,209*	1,570	*1,257*	1,522	*1,294*	595	*565*	1,467	*1,672*
17,704	14,880	*17,028*	8,140	*8,537*	9,020	*10,416*	4,114	*5,439*	10,279	*16,233*
4,030	4,161	*3,831*	2,739	*2,297*	2,600	*2,548*	1,288	*1,260*	3,452	*4,034*
8,283	8,529	*8,376*	4,529	*4,525*	5,873	*5,240*	2,298	*2,391*	6,003	*6,548*
33,174	29,945	31,534	16,984	16,619	19,015	19,498	8,295	9,648	21,201	28,477
58,909	58,788	57,599	32,880	30,797	38,780	35,514	16,871	18,021	47,893	56,979
18	45	*19*	16	*8*	24	*11*	4	*4*	21	*19*
4,534	4,959	*4,475*	2,263	*1,897*	2,963	*2,639*	783	*784*	2,219	*3,084*
8,631	9,767	*7,965*	4,007	*3,321*	4,759	*4,103*	1,955	*2,333*	4,731	*5,396*
13,183	14,771	12,442	6,286	5,226	7,746	6,753	2,742	3,121	6,971	8,692

This content downloaded from
14.194.219.90 on Fri, 09 Feb 2024 06:46:19 +00:00
All use subject to https://about.jstor.org/terms

TABLE VII.—AGE BY RELIGION—

DISTRICT.	TOTAL MINOR RELIGIONS.			AGE					
	Total.	Male.	Female.	UNDER 1 YEAR.		1 YEAR.		2 YEARS.	
				Male.	Female.	Male.	Female.	Male.	Female.
1	2	3	4	5	6	7	8	9	10
Bardwan Division.									
Bardwan	2	2	...	...	...	...	...	...	...
Midnapur	66	30	36	...	...	1	1	1	2
Hugli	1	1	...	...	...	...	...	...	...
Howrah	15	6	9	...	...	...	...	...	...
Total ...	84	39	45	...	...	1	1	1	2
Presidency Division.									
24-Parganas	32	29	3	1	...	1	...	...	1
Calcutta	1,852	1,075	777	28	25	13	18	19	15
Nadia	1	1	...	...	...	...	...	...	...
Khulna	8	4	4	...	...	1	...	...	...
Total ...	1,893	1,109	784	29	25	15	18	19	16
Rajshahi Division.									
Rajshahi	1	1	...	...	...	...	...	...	...
Bogra	1	...	1	...	...	...	...	...	...
Darjeeling	30	30	...	...	...	...	...	...	...
Total ...	32	31	1	...	...	...	...	...	...
Dacca Division.									
Dacca	3	2	1	...	...	...	...	...	...
Total ...	3	2	1	...	...	...	...	...	...
TOTAL, BENGAL PROPER	2,012	1,181	831	29	25	16	19	20	18
Patna Division.									
Patna	12	...	12	...	1	...	1	...	1
Muzaffarpur	4	4	...	...	...	...	...	...	...
Saran	1	1	...	...	...	...	...	...	...
Total ...	17	5	12	...	1	...	1	...	1
Bhagalpur Division.									
Bhagalpur	17	6	11	...	...	1	...	...	...
Purnea	4	2	2	...	...	...	...	...	...
Malda	5	4	1	...	...	...	...	...	...
Total ...	26	12	14	...	...	1	...	...	...
TOTAL, BIHAR ...	43	17	26	...	1	1	1	...	1
TOTAL FOR BRITISH TERRITORY	2,055	1,198	857	29	26	17	20	20	19
Feudatory States.									
Kuch Bihar	20	17	3	...	1	...	...	...	1
Orissa Tributary States	1	1	...	...	...	...	...	...	...
TOTAL FOR THE FEUDATORY STATES	21	18	3	...	1	...	...	...	1

This content downloaded from
14.194.219.90 on Fri, 09 Feb 2024 06:46:19 +00:00
All use subject to https://about.jstor.org/terms

Part H—Minor Religions.

PERIODS.

3 years.		4 years.		Total 0—4.		5—9.		10—14.	
Male.	Female.	Male.	Female.	Male.	Female.	Male.	Female.	Male.	Female.
11	12	13	14	15	16	17	18	19	20
...	...	...	...	...	...	...	...	...	...
1	...	3	2	5	5	5	6	5	5
...	...	...	...	...	...	...	...	...	...
...	...	...	...	...	...	...	...	...	1
1	...	3	2	5	5	5	6	5	6
...	...	1	...	3	1	...	...	...	...
21	16	17	21	98	95	97	99	109	67
...	...	...	...	...	...	...	...	...	...
...	1	...	...	1	1	...	3	...	...
21	17	18	21	103	97	97	101	109	67
...	...	...	...	...	...	...	...	...	...
...	...	...	...	...	...	...	...	...	...
...	...	...	...	...	...	...	...	...	...
...	...	...	...	...	...	...	...	...	...
...	...	...	...	...	...	...	...	...	...
...	...	...	...	...	...	...	...	...	...
22	17	20	23	107	102	102	107	114	73
...	...	...	...	...	3	...	...	...	1
...	...	...	...	...	...	...	...	...	...
...	...	...	...	...	...	...	...	...	...
...	...	...	...	...	3	...	...	...	1
...	...	...	...	1	...	...	2	...	2
...	...	...	...	...	...	...	...	1	1
...	...	...	...	...	...	...	...	...	...
...	...	...	...	1	...	...	2	1	3
...	...	...	...	1	3	...	2	1	4
22	17	20	23	108	105	102	109	115	77
...	...	...	...	...	2	...	...	2	...
...	...	...	...	...	...	...	...	...	...
...	...	...	...	...	2	...	...	2	...

This content downloaded from
14.194.219.90 on Fri, 09 Feb 2024 06:46:19 +00:00
All use subject to https://about.jstor.org/terms

TABLE VII.—AGE BY RELIGION—

DISTRICT.	AGE							
	15—19.		20—24.		25—29.		30—34.	
	Male.	Female.	Male.	Female.	Male.	Female.	Male.	Female.
	21	22	23	24	25	26	27	28
Bardwan Division.								
Bardwan	...	...	1	...	...	...	...	...
Midnapur	1	1	1	3	3	2	3	5
Hugli	...	...	...	...	...	...	...	...
Howrah	1	2	1	...	...	...	2	1
Total ...	2	3	3	3	3	2	5	6
Presidency Division.								
24-Parganas	1	1	2	1	3	...	11	...
Calcutta	121	96	103	68	109	80	119	68
Nadia	...	...	...	...	1	...	...	...
Khulna	...	...	...	...	...	1	...	...
Total ...	122	97	107	69	113	81	130	68
Rajshahi Division.								
Rajshahi	...	...	...	...	1	...	...	...
Bogra	...	1	...	...	...	...	...	...
Darjeeling	2	...	15	...	9	...	3	...
Total ...	2	1	15	...	10	...	3	...
Dacca Division.								
Dacca	...	...	1	...	1	...	...	...
Total ...	...	...	1	...	1	...	...	...
TOTAL, BENGAL PROPER	126	101	126	72	127	83	138	64
Patna Division.								
Patna	...	...	...	1	...	1	...	2
Muzaffarpur	1	...	1	...	...	...	...	...
Saran	...	...	...	...	...	...	...	...
Total ...	1	...	1	1	...	1	...	2
Bhagalpur Division.								
Bhagalpur	...	1	1	...	...	1	2	2
Purnea	...	...	...	...	...	...	1	...
Malda	2	...	1	...	1	...	...	...
Total ...	2	1	2	...	1	1	3	2
TOTAL, BIHAR ...	3	1	3	1	1	2	3	4
TOTAL FOR BRITISH TERRITORY	129	102	129	73	128	91	141	68
Feudatory States.								
Kuch Bihar	2	...	2	1	5	...	2	...
Orissa Tributary States	...	...	1	...	...	...	...	...
TOTAL FOR THE FEUDATORY STATES ...	2	...	3	1	5	...	2	...

This content downloaded from
14.194.219.90 on Fri, 09 Feb 2024 06:46:19 +00:00
All use subject to https://about.jstor.org/terms

Part H—Minor Religions—*concluded.*

PERIODS.

35—39.		40—44.		45—49.		50—54.		55—59.		60 and over.	
Male.	Female.	Male.	Female.	Male.	Female.	Male.	Female.	Male.	Female.	Male.	Female.
29	30	31	32	33	34	35	36	37	38	39	40
...	...	...	...	...	...	...	...	1	...	...	...
1	3	3	1	...	1	1	2	1	...	1	2
...	...	...	...	1	...	...	...	...	...	...	...
...	...	1	1	...	...	...	1	...	1	1	2
1	3	4	2	1	1	1	3	2	1	2	4
4	...	3	...	1	...	1	...	...	...	...	...
70	33	83	80	49	33	45	28	37	21	34	13
...	...	...	...	...	...	...	...	...	...	...	...
1	...	1	...	1	...	...	...	...	...	...	...
75	33	87	80	50	33	46	28	37	21	34	13
...	...	...	...	...	...	...	...	...	...	...	...
...	...	...	...	...	...	...	...	...	...	...	...
..	...	...	...	...	...	...	...	...	...	1	...
...	...	...	...	...	...	...	...	...	...	1	...
...	...	...	1	...	...	...	...	...	...	...	...
...	...	...	1	...	...	...	...	...	...	...	...
78	36	91	83	51	34	47	31	39	22	37	17
...	1	...	...	...	2	...	1	...	...	...	...
1	...	...	...	...	...	1	...	...	...	...	...
1	...	...	...	...	...	...	...	...	...	...	...
2	1	...	...	...	2	1	1	...	...	...	...
1	...	...	...	...	...	...	...	...	...	1	3
...	...	...	...	...	...	...	1	...	...	...	...
...	1	...	...	...	...	...	...	...	...	...	...
1	1	...	...	...	...	...	1	...	...	1	3
3	2	...	...	...	2	1	2	...	...	1	3
79	38	91	83	51	36	48	33	39	22	38	20
1	...	2	...	...	...	...	...	...	...	1	...
...	...	...	...	...	...	...	...	...	...	...	...
1	...	2	...	...	...	...	...	...	...	1	...

This content downloaded from
14.194.219.90 on Fri, 09 Feb 2024 06:46:19 +00:00
All use subject to https://about.jstor.org/terms

TABLE VII.—AGE BY RELIGION—

DISTRICT.	TOTAL RELIGION UNSPECIFIED.			AGE					
				UNDER 1 YEAR.		1 YEAR.		2 YEARS.	
	Total.	Male.	Female.	Male.	Female.	Male.	Female.	Male.	Female.
1	2	3	4	5	6	7	8	9	10
Bardwan Division.									
Bardwan	19	12	7	...	...	...	...	...	...
Bankura	88	43	45	1	1	...	1	1	2
Howrah	24	10	14	...	2	...	1	...	...
Total ...	131	65	66	1	3	...	2	1	2
Rajshahi Division.									
Dinajpur	1,446	783	663	15	24	17	20	15	27
Rajshahi	9	9	...	...	...	...	...	...	...
Rangpur	219	120	99	6	6	2	2	5	1
Total ...	1674	912	762	21	30	19	22	20	28
Dacca Division.									
Dacca	65	33	32	...	1	1	...	3	2
Maimansingh	8	3	5	...	...	...	...	...	...
Total ...	73	36	37	...	1	1	...	3	2
TOTAL, BENGAL PROPER	1,878	1,013	865	22	34	20	24	24	32
Patna Division.									
Darbhanga	600	275	325	4	1	1	5	9	7
Muzaffarpur	291	143	148	9	5	6	2	4	8
Total ...	891	418	473	13	6	7	7	13	15
Bhagalpur Division.									
Purnea	11	5	6	...	1	...	...	...	...
Total ...	11	5	6	...	1	...	...	...	...
TOTAL, BIHAR ...	902	423	479	13	7	7	7	13	15
Orissa Division.									
Cuttack	12	7	5	1	...	...	...	...	...
Puri	945	465	480	36	19	10	16	19	23
TOTAL, ORISSA ...	957	472	485	37	19	10	16	19	23
TOTAL FOR BRITISH TERRITORY	3,737	1,908	1,829	72	60	37	47	56	70
Feudatory States.									
Orissa Tributary States ...	1,855	913	942	36	25	19	17	21	30
TOTAL FOR THE FEUDATORY STATES	1,855	913	942	36	25	19	17	21	30

This content downloaded from
14.194.219.90 on Fri, 09 Feb 2024 06:46:19 +00:00
All use subject to https://about.jstor.org/terms

Part I—Religion Unspecified.

PERIODS.

3 years.		4 years.		Total 0—4.		5—9.		10—14.	
Male.	Female.	Male.	Female.	Male.	Female.	Male.	Female.	Male.	Female.
11	12	13	14	15	16	17	18	19	20
...	2	...	...	...	2	1	...	1	1
...	2	3	2	5	3	11	12	4	3
...	1	...	...	...	1	1	1	1	1
...	5	3	2	5	14	13	16	6	5
30	27	25	38	102	130	113	135	55	60
...	...	...	...	...	...	...	...	1	...
1	6	2	...	16	15	16	9	12	16
31	33	27	38	118	151	129	144	68	76
2	2	...	...	6	5	4	5	1	...
...	...	...	...	...	...	1	...	1	...
2	2	...	...	6	5	5	5	1	...
33	40	30	40	129	170	147	165	75	81
13	6	13	10	40	29	28	34	31	19
4	7	5	4	28	26	13	13	10	5
17	13	18	14	68	55	41	47	41	24
...	...	...	...	...	1	...	...	...	...
...	...	...	...	...	1	...	...	...	...
17	13	18	14	68	56	41	47	41	24
...	1	...	1	1	2	...	...	2	...
26	36	25	22	116	116	102	119	55	57
26	37	25	23	117	118	102	119	57	57
73	90	73	77	314	344	290	331	173	162
30	42	23	36	129	160	174	190	130	113
30	42	23	36	129	160	174	190	130	113

This content downloaded from
14.194.219.90 on Fri, 09 Feb 2024 06:46:19 +00:00
All use subject to https://about.jstor.org/terms

TABLE VII.—AGE BY RELIGION—

DISTRICT.	AGE							
	15–19.		20–24.		25–29.		30–34.	
	Male.	Female.	Male.	Female.	Male.	Female.	Male.	Female.
	21	23	23	24	25	26	27	23
Bardwan Division.								
Bardwan	1	...	2	...	1	...	2	3
Bankura	2	4	1	1	3	7	2	2
Howrah	...	...	...	1	1	1	2	1
Total ...	3	4	3	2	5	8	6	6
Rajshahi Division.								
Dinajpur	27	42	41	52	91	77	75	53
Rajshahi	1	...	...	...	2	...	1	...
Rangpur	7	11	9	13	15	9	17	10
Total ...	35	53	50	65	108	86	93	63
Dacca Division.								
Dacca	3	2	3	3	3	2	3	5
Maimansingh	...	...	...	3	...	1	...	1
Total ...	3	2	3	6	3	3	3	6
TOTAL, BENGAL PROPER	41	59	56	76	116	97	102	75
Patna Division.								
Darbhanga	13	19	15	19	20	31	30	47
Muzaffarpur	5	12	13	18	14	9	8	18
Total ...	18	31	28	37	34	40	38	65
Bhagalpur Division.								
Purnea	...	...	...	...	...	...	...	5
Total ...	...	...	...	...	...	...	...	5
TOTAL, BIHAR ...	18	31	28	37	34	40	38	70
Orissa Division.								
Cuttack	...	...	...	...	...	1	...	2
Puri	33	22	14	19	26	27	30	27
TOTAL, ORISSA ...	33	22	14	19	26	28	30	29
TOTAL FOR BRITISH TERRITORY	92	112	98	129	176	165	170	174
Feudatory States.								
Orissa Tributary States ...	72	69	51	78	70	67	72	80
TOTAL FOR THE FEUDATORY STATES	72	69	51	78	70	67	72	80

This content downloaded from
14.194.219.90 on Fri, 09 Feb 2024 06:46:19 +00:00
All use subject to https://about.jstor.org/terms

PART I—RELIGION UNSPECIFIED—*concluded.*

PERIODS.

35—39.		40—44.		45—49.		50—54.		55—59.		60 AND OVER.	
Male.	Female.	Male.	Female.	Male.	Female.	Male.	Female.	Male.	Female.	Male.	Female.
29	30	31	32	33	34	35	36	37	38	39	40
3	...	1	1	...	...	...	...	...	...	...	...
4	2	3	2	1	1	3	2	2	1	1	...
1	1	3	...	...	...	1	...	...	...	...	1
8	3	7	3	1	1	4	2	3	1	1	1
84	27	75	36	27	12	50	11	6	7	35	15
2	...	...	...	2	...	...	...	...	...	...	...
7	4	3	7	8	2	4	3	2	...	4	...
93	31	78	43	37	14	54	14	10	7	39	15
1	3	3	3	1	2	1	1	2	...	2	1
...	...	...	...	2	...	...	...	...	...	...	...
1	3	3	3	3	2	1	1	2	...	2	1
102	37	88	49	41	17	59	17	15	8	42	17
20	26	34	39	7	10	14	28	5	7	18	24
15	9	6	7	7	10	12	7	7	9	5	5
35	35	40	39	14	20	26	35	12	16	23	29
...	...	5	...	...	...	...	...	...	...	...	...
...	...	5	...	...	...	...	...	...	...	...	...
35	35	45	39	14	20	26	35	12	16	23	29
3	...	1	...	...	...	...	...	...	...	...	...
15	18	30	29	7	8	17	23	1	1	19	14
18	18	31	29	7	8	17	23	1	1	19	14
155	80	164	117	62	45	102	75	28	26	84	60
64	68	69	26	17	33	43	29	6	5	16	31
64	68	69	26	17	33	43	22	6	6	16	31

This content downloaded from
14.194.219.90 on Fri, 09 Feb 2024 06:46:19 +00:00
All use subject to https://about.jstor.org/terms



This content downloaded from
14.194.219.90 on Fri, 09 Feb 2024 06:46:19 +00:00
All use subject to https://about.jstor.org/terms

TABLE VIII.

CIVIL CONDITION BY RELIGION AND AGE.

	PAGE.
PART A.—ALL RELIGIONS—	
1. Unmarried	114
2. Married	122
3. Widowed	130
„ B.—HINDUS*—	
1. Unmarried	138
2. Married	146
3. Widowed	154
„ C.—MUSALMANS—	
1. Unmarried	162
2. Married	170
3. Widowed	178
„ D.—BUDDHISTS—	
1. Unmarried	186
2. Married	190
3. Widowed	194
„ E.—JAINS—	
1. Unmarried	198
2. Married	202
3. Widowed	206
PART F.—CHRISTIANS—	
1. Unmarried	210
2. Married	214
3. Widowed	218
„ G.—THE ANIMISTIC—	
1. Unmarried	222
2. Married	230
3. Widowed	238
„ H.—MINOR RELIGIONS†—	
1. Unmarried	246
2. Married	248
3. Widowed	250
„ I.—RELIGION UNSPECIFIED—	
1. Unmarried	252
2. Married	254
3 Widowed	256

* Brahmos are included in Hindus.
† Minor Religions include Sikhs, Jews, Parsis, Atheists, Positivists, Agnostics and Theists.

This content downloaded from
14.194.219.90 on Fri, 09 Feb 2024 06:46:19 +00:00
All use subject to https://about.jstor.org/terms

TABLE VIII.—Civil condition by religion

District.	Total Unmarried.			AGE 0—4.		5—9.	
	Total.	Male.	Female.	Male.	Female.	Male.	Female.
1	2	3	4	5	6	7	8
Bardwan Division.							
Bardwan	478,789	316,635	*162,154*	83,197	*86,374*	87,799	*62,473*
Bankura	428,103	272,988	*155,115*	70,467	*75,471*	83,226	*61,395*
Birbhum	274,370	173,290	*101,080*	50,641	*54,309*	53,043	*38,938*
Midnapur	1,024,552	668,075	*356,477*	159,146	*169,668*	195,269	*147,448*
Hugli	368,360	246,135	*122,225*	64,319	*66,998*	68,074	*48,250*
Howrah	274,184	177,244	*96,940*	47,681	*50,756*	51,643	*40,620*
Total	2,848,358	1,854,367	*993,091*	475,451	*503,576*	537,054	*399,124*
Presidency Division.							
24-Parganas	708,735	453,900	*254,835*	136,268	*144,781*	134,295	*91,130*
Calcutta	190,597	133,099	*57,498*	26,137	*23,103*	24,602	*20,944*
Nadia	663,679	429,793	*233,886*	130,711	*134,288*	114,395	*84,422*
Jessor	749,177	492,329	*256,848*	134,681	*141,694*	133,630	*95,867*
Murshidabad	478,095	302,937	*175,158*	92,830	*98,609*	89,105	*65,547*
Khulna	473,647	303,541	*170,106*	85,888	*91,327*	89,259	*67,055*
Total	3,263,930	2,115,599	*1,148,331*	606,515	*633,802*	585,355	*424,965*
Rajshahi Division.							
Dinajpur	663,247	407,198	*256,049*	110,564	*118,435*	131,995	*107,347*
Rajshahi	521,398	323,418	*197,980*	100,456	*108,321*	103,414	*78,060*
Rangpur	834,677	536,401	*298,276*	145,130	*156,524*	160,531	*118,622*
Bogra	337,660	203,716	*133,944*	62,581	*69,209*	69,507	*56,366*
Pabna	578,445	351,740	*226,705*	109,166	*118,685*	106,261	*89,145*
Darjeeling	105,102	60,200	*44,902*	14,582	*14,621*	14,531	*13,648*
Jalpaiguri	310,425	192,048	*118,377*	48,436	*51,728*	52,904	*45,490*
Total	3,350,954	2,074,721	*1,276,233*	590,915	*637,523*	639,143	*508,678*
Dacca Division.							
Dacca	1,071,486	640,433	*431,053*	191,345	*203,029*	191,069	*174,289*
Faridpur	746,813	466,275	*280,538*	145,071	*151,129*	127,909	*103,864*
Bakharganj	892,987	544,306	*348,681*	163,052	*170,726*	158,302	*138,795*
Maimansingh	1,546,693	946,571	*600,122*	258,969	*281,243*	296,829	*259,749*
Total	4,257,979	2,597,585	*1,660,394*	758,437	*806,127*	774,109	*676,697*
Chittagong Division.							
Chittagong	638,677	379,792	*258,885*	109,650	*110,549*	107,405	*100,028*
Noakhali	483,237	285,253	*197,984*	85,543	*87,556*	87,020	*82,164*
Tippera	829,536	492,885	*336,651*	133,540	*144,048*	145,026	*140,643*
Total	1,951,450	1,157,930	*793,520*	328,733	*342,153*	339,451	*322,835*
TOTAL BENGAL PROPER	15,672,671	9,800,202	5,872,469	2,760,051	2,923,181	2,875,172	2,332,299

This content downloaded from
14.194.219.90 on Fri, 09 Feb 2024 06:46:19 +00:00
All use subject to https://about.jstor.org/terms

AND AGE—PART A—ALL RELIGIONS—(1) UNMARRIED.

PERIODS.

10—14.		15—19.		20—24.		25—29.	
Male.	Female.	Male.	Female.	Male.	Female.	Male.	Female.
9	10	11	12	13	14	15	16
69,062	10,828	39,187	1,116	16,450	359	9,965	290
62,919	14,487	33,806	2,257	12,218	524	6,492	362
36,422	6,205	17,798	876	6,602	254	4,063	169
155,325	30,515	89,458	4,607	38,796	1,366	16,957	885
56,476	5,970	28,801	310	13,270	145	7,250	158
40,890	4,712	20,913	328	8,652	131	3,933	133
421,094	72,717	229,963	9,474	95,988	2,779	48,660	1,997
95,604	12,825	42,411	1,437	21,166	829	11,183	773
26,506	7,957	20,154	1,946	14,795	1,080	8,537	800
93,566	12,755	53,626	959	20,761	383	8,847	259
113,022	16,491	61,339	883	26,430	448	13,029	403
64,552	9,148	34,136	726	12,031	293	5,126	238
66,137	10,122	33,259	466	15,035	300	7,805	244
459,387	69,298	244,916	6,417	110,218	3,333	54,527	2,717
73,072	22,395	44,839	4,383	20,606	1,236	15,536	927
66,654	9,891	30,478	644	12,378	271	5,745	244
98,778	17,475	55,961	1,943	32,945	1,038	22,720	819
40,308	7,216	17,291	463	7,112	206	3,872	179
73,738	14,885	34,202	1,078	14,645	455	7,066	1,093
12,475	9,735	8,511	4,435	4,007	1,359	2,856	528
36,437	15,945	21,229	3,029	14,145	968	10,250	490
401,462	97,542	212,511	15,975	105,738	5,526	68,045	4,280
144,231	49,156	66,958	2,269	25,398	612	11,286	501
105,563	22,957	51,210	871	19,894	473	8,430	313
117,402	35,710	61,979	1,593	24,961	528	10,122	387
196,963	50,956	99,280	3,426	45,106	1,159	27,215	964
564,159	158,779	279,427	8,068	115,289	2,772	57,053	2,165
82,753	40,954	48,779	4,741	19,161	966	5,733	433
61,501	25,930	33,944	1,335	10,825	257	3,009	171
110,804	46,900	59,155	2,795	26,173	625	14,042	453
255,063	113,784	141,878	8,871	56,159	1,848	20,384	1,057
2,101,165	512,120	1,108,695	48,805	484,392	16,258	248,669	12,216

This content downloaded from
14.194.219.90 on Fri, 09 Feb 2024 06:46:19 +00:00
All use subject to https://about.jstor.org/terms

TABLE VIII.—Civil condition by religion

District.	AGE 30—34.		35—39.		40—44.	
	Male.	Female.	Male.	Female.	Male.	Female.
	17	18	19	20	21	22
Bardwan Division.						
Bardwan	4,391	196	2,725	173	1,536	114
Bankura	2,530	225	1,325	132	774	112
Birbhum	1,766	100	1,158	67	635	61
Midnapur	6,605	680	2,854	387	1,749	358
Hugli	3,698	128	1,921	81	1,253	64
Howrah	1,735	95	764	56	533	29
Total	20,725	1,424	10,647	896	6,480	738
Presidency Division.						
24-Parganas	5,575	532	3,052	514	1,844	705
Calcutta	5,148	466	3,264	448	1,838	281
Nadia	3,149	238	1,583	169	1,191	126
Jessor	4,439	320	2,027	200	1,363	176
Murshidabad	1,928	179	1,086	119	871	125
Khulna	2,726	221	1,233	113	833	89
Total	22,965	1,956	12,245	1,563	7,939	1,495
Rajshahi Division.						
Dinajpur	5,581	456	2,622	265	1,114	217
Rajshahi	2,120	193	808	90	607	94
Rangpur	10,489	636	4,473	359	2,622	301
Bogra	1,569	108	622	65	379	52
Pabna	2,737	328	1,264	180	908	296
Darjeeling	1,205	223	529	99	304	82
Jalpaiguri	4,396	274	1,803	131	1,173	106
Total	28,079	2,218	12,211	1,189	7,107	1,148
Dacca Division.						
Dacca	3,872	366	2,057	215	1,441	221
Faridpur	3,026	342	1,401	145	1,219	155
Bakharganj	3,269	286	1,661	189	1,208	198
Maimansingh	10,189	794	4,918	443	2,922	419
Total	20,356	1,788	10,037	992	6,790	993
Chittagong Division.						
Chittagong	3,996	343	610	140	567	230
Noakhali	1,107	139	479	75	375	100
Tippera	3,130	357	1,311	226	889	222
Total	8,233	839	2,400	441	1,831	552
TOTAL, BENGAL PROPER	100,358	8,225	47,540	5,081	30,147	4,926

This content downloaded from
14.194.219.90 on Fri, 09 Feb 2024 06:46:19 +00:00
All use subject to https://about.jstor.org/terms

AND AGE—PART A—ALL RELIGIONS—(1) UNMARRIED—*continued.*

PERIODS.

45—49.		50—54.		55—59.		60 AND OVER.	
Male.	Female.	Male.	Female.	Male.	Female.	Male.	Female.
23	24	25	26	27	28	29	30
887	54	495	60	415	37	526	80
514	50	295	44	176	33	246	43
418	24	286	28	171	13	287	36
600	138	589	190	201	59	526	176
501	29	323	37	110	18	239	37
165	15	149	18	60	16	126	31
3,085	310	2,137	377	1,133	176	1,950	403
857	404	603	301	362	127	680	477
748	145	651	139	289	98	430	91
671	64	513	79	279	36	501	108
698	92	560	86	339	37	713	151
403	44	333	37	201	17	315	76
450	48	341	50	190	23	385	55
3,827	797	3,021	692	1,660	338	3,024	958
505	89	383	131	114	50	267	118
273	38	221	54	68	14	196	66
893	145	934	184	200	34	734	196
167	17	143	25	37	5	137	33
560	126	500	195	160	105	533	134
104	12	92	22	29	6	75	139
408	43	362	61	93	21	322	91
2,910	470	2,635	672	701	235	2,264	777
874	78	750	105	343	37	809	175
725	59	699	78	279	38	789	114
663	74	623	91	284	31	761	164
1,346	217	1,104	236	485	90	1,245	426
3,608	428	3,175	510	1,391	196	3,694	879
244	86	318	143	128	95	443	177
212	41	251	72	100	31	287	113
517	74	457	122	184	27	657	159
973	201	1,026	337	412	153	1,387	449
14,403	2,206	11,994	2,588	5,297	1,098	12,319	3,466

This content downloaded from
14.194.219.90 on Fri, 09 Feb 2024 06:46:19 +00:00
All use subject to https://about.jstor.org/terms

TABLE VIII.—Civil condition by religion

District.	Total Unmarried.			Age 0—4.		Age 5—9.	
	Total.	Male.	Female.	Male.	Female.	Male.	Female.
1	2	3	4	5	6	7	8
Patna Division.							
Patna	579,841	337,001	*242,840*	102,146	*110,847*	105,338	*93,568*
Gaya	751,806	430,064	*321,742*	133,730	*148,783*	141,690	*122,954*
Shahabad	738,837	428,208	*310,629*	131,515	*142,299*	140,746	*120,776*
Darbhanga	711,258	417,961	*293,297*	170,076	*176,358*	134,371	*92,439*
Muzaffarpur	851,392	490,327	*361,065*	160,301	*173,681*	168,807	*137,322*
Saran	956,883	532,407	*424,386*	159,532	*178,942*	181,106	*166,709*
Champaran	682,129	388,636	*293,493*	112,787	*127,249*	131,218	*115,502*
Total	5,272,146	3,024,694	*2,247,452*	970,087	*1,058,159*	1,003,276	*849,270*
Bhagalpur Division.							
Bhagalpur	604,786	355,102	*249,684*	130,039	*138,720*	129,660	*89,649*
Monghyr	670,931	388,963	*281,968*	130,788	*143,897*	136,967	*106,467*
Purnea	782,044	474,937	*307,107*	126,197	*138,588*	154,926	*122,444*
Malda	341,948	205,213	*136,735*	63,877	*67,840*	65,774	*55,210*
Santal Parganas	794,473	438,886	*355,587*	141,213	*150,507*	147,893	*127,545*
Total	3,194,182	1,863,101	*1,331,081*	592,114	*639,552*	635,220	*501,315*
TOTAL, BIHAR	8,466,328	4,887,795	3,578,533	1,562,201	1,697,711	1,638,496	1,350,585
Orissa Division.							
Cuttack	849,449	498,496	*350,953*	121,008	*128,092*	137,806	*131,045*
Puri	413,336	243,366	*169,970*	55,304	*59,008*	66,927	*65,802*
Balasor	409,673	246,694	*162,979*	59,620	*63,422*	66,892	*61,249*
Angul	81,803	45,251	*36,552*	11,142	*11,897*	14,108	*13,823*
TOTAL, ORISSA	1,754,261	1,033,807	720,454	247,074	262,419	285,733	271,919
Chutia Nagpur Division.							
Hazaribagh	457,978	259,270	*198,708*	81,532	*90,078*	93,055	*77,591*
Lohardaga	807,295	439,260	*368,035*	139,806	*152,466*	151,309	*136,856*
Manbhum	514,447	298,404	*216,043*	84,547	*88,472*	102,555	*90,127*
Singhbhum	305,113	162,662	*142,451*	39,005	*40,171*	46,730	*44,581*
TOTAL, CHUTIA NAGPUR	2,084,833	1,159,596	925,237	344,890	371,187	393,649	349,155
TOTAL FOR BRITISH TERRITORY	27,978,093	16,881,400	11,096,693	4,914,216	5,254,498	5,193,050	4,303,958
Feudatory States.							
Kuch Bihar	247,375	162,165	*85,210*	40,763	*43,801*	44,440	*34,908*
Orissa Tributary States	806,430	449,156	*357,274*	109,419	*122,355*	137,681	*133,256*
Chutia Nagpur Tributary States	443,740	243,820	*199,920*	67,514	*73,710*	84,743	*75,683*
TOTAL FOR THE FEUDATORY STATES	1,497,545	855,141	642,404	217,696	239,866	266,864	243,846
British Subjects in French Chandranagar	1,099	808	*291*	124	*134*	147	*99*

This content downloaded from
14.194.219.90 on Fri, 09 Feb 2024 06:46:19 +00:00
All use subject to https://about.jstor.org/terms

AND AGE—PART A—ALL RELIGIONS—(1) UNMARRIED—*continued.*

PERIODS.

10—14.		15—19.		20—24.		25—29.	
Male.	Female.	Male.	Female.	Male.	Female.	Male.	Female.
9	10	11	12	13	14	15	16
66,343	*31,199*	25,924	*3,857*	13,529	*1,079*	8,343	*570*
86,350	*40,015*	29,056	*4,852*	14,155	*1,437*	9,216	*983*
84,586	*40,591*	28,404	*3,810*	15,124	*917*	10,302	*701*
57,812	*19,866*	24,256	*2,236*	11,098	*653*	8,052	*448*
88,238	*41,059*	31,700	*5,705*	14,612	*1,094*	10,393	*647*
101,866	*65,860*	37,792	*8,730*	28,062	*1,539*	9,908	*763*
79,817	*41,187*	28,541	*6,030*	13,941	*1,395*	9,180	*697*
565,012	*279,777*	205,763	*35,220*	108,521	*8,114*	65,394	*4,809*
57,184	*17,975*	19,089	*2,206*	7,975	*606*	5,235	*396*
70,986	*26,163*	23,961	*2,963*	9,799	*735*	6,770	*504*
93,477	*34,949*	47,851	*7,895*	22,665	*1,139*	17,371	*748*
39,903	*11,571*	19,875	*1,170*	6,799	*289*	4,253	*193*
90,655	*55,047*	36,288	*15,753*	12,893	*3,841*	5,576	*1,296*
352,205	*145,005*	147,064	*29,987*	60,131	*6,610*	39,205	*3,137*
917,217	424,782	352,827	65,207	168,652	14,724	104,599	7,946
125,055	*77,380*	75,415	*11,400*	27,203	*838*	5,914	*488*
63,291	*38,696*	34,419	*4,931*	15,265	*407*	5,015	*216*
62,301	*32,383*	37,615	*4,738*	13,751	*372*	3,319	*179*
10,564	*7,182*	5,228	*2,650*	2,439	*592*	1,124	*165*
260,811	155,641	152,677	23,719	58,649	2,209	15,372	1,048
53,939	*25,008*	17,798	*4,043*	6,271	*883*	3,141	*390*
96,964	*59,624*	30,026	*11,386*	10,402	*3,263*	5,085	*1,543*
67,448	*29,783*	27,592	*5,250*	7,338	*775*	4,345	*542*
36,911	*27,994*	18,415	*13,304*	8,856	*5,983*	5,658	*3,428*
255,262	142,410	93,831	33,983	32,867	10,904	18,229	5,903
3,534,455	1,234,953	1,708,030	171,714	744,650	44,095	388,869	27,113
30,433	*5,388*	19,107	*436*	11,522	*173*	8,345	*124*
110,655	*72,672*	52,162	*19,645*	22,554	*3,913*	9,430	*1,886*
57,808	*37,072*	19,948	*8,458*	8,617	*2,313*	4,354	*1,003*
198,896	115,132	91,217	28,539	42,693	6,399	22,129	3,013
154	39	105	7	96	8	7	5

This content downloaded from
14.194.219.90 on Fri, 09 Feb 2024 06:46:19 +00:00
All use subject to https://about.jstor.org/terms

TABLE VIII.—CIVIL CONDITION BY RELIGION

DISTRICT.	AGE					
	30—34.		35—39.		40—44.	
	Male.	Female.	Male.	Female.	Male.	Female.
	17	18	19	20	21	22
Patna Division.						
Patna	5,326	519	3,187	303	2,661	307
Gaya	6,017	866	3,238	456	2,773	529
Shahabad	7,105	594	3,911	264	2,789	248
Darbhanga	4,862	430	2,644	246	1,892	245
Muzaffarpur	6,339	492	3,488	239	2,527	290
Saran	6,070	610	3,359	365	2,642	314
Champaran	5,444	495	2,733	256	2,026	249
Total ...	41,163	4,006	22,560	2,129	17,310	2,182
Bhagalpur Division.						
Bhagalpur	2,023	306	1,233	127	879	124
Monghyr	3,791	374	2,002	217	1,506	217
Purnea	6,059	509	2,705	220	1,388	209
Malda	2,272	162	878	80	694	73
Santal Parganas	2,056	595	834	294	635	272
Total ...	17,431	1,946	7,901	938	5,052	895
TOTAL, BIHAR ...	58,594	5,952	30,361	3,067	22,362	3,077
Orissa Division.						
Cuttack	2,218	318	1,016	165	916	336
Puri	1,873	267	605	157	656	192
Balasor	1,417	180	584	118	522	117
Angul	385	83	128	42	79	41
TOTAL, ORISSA ...	5,893	1,048	2,393	602	2,173	686
Chutia Nagpur Division.						
Hazaribagh	1,790	294	656	118	484	129
Lohardaga	2,701	1,106	1,075	551	769	435
Manbhum	1,796	359	1,085	246	654	159
Singhbhum	3,088	2,286	1,478	1,318	1,059	1,150
TOTAL, CHUTIA NAGPUR	9,375	4,045	4,294	2,233	2,966	1,873
TOTAL FOR BRITISH TERRITORY	174,220	19,270	84,588	10,993	57,678	10,562
Feudatory States.						
Kuch Bihar	3,632	107	1,685	66	1,028	68
Orissa Tributary States	3,772	1,250	1,364	621	1,082	591
Chutia Nagpur Tributary States	1,950	672	772	310	538	286
TOTAL FOR THE FEUDATORY STATES ...	9,354	2,029	3,821	997	2,648	945
British Subjects in French Chandranagar	48	3	22	1	24	1

This content downloaded from
14.194.219.90 on Fri, 09 Feb 2024 06:46:19 +00:00
All use subject to https://about.jstor.org/terms

AND AGE—PART A—ALL RELIGIONS—(1) UNMARRIED—*concluded.*

PERIODS.

45—49.		50—54.		55—59.		60 AND OVER.	
Male.	Female.	Male.	Female.	Male.	Female.	Male.	Female.
23	24	25	26	27	28	29	30
1,383	*135*	1,238	*179*	476	*79*	1,107	*198*
1,225	*213*	1,212	*269*	450	*105*	952	*280*
1,284	*98*	1,144	*131*	303	*29*	905	*171*
976	*101*	828	*120*	350	*53*	744	*102*
1,386	*137*	1,111	*144*	425	*70*	1,000	*185*
1,293	*132*	1,253	*156*	467	*62*	1,147	*204*
972	*100*	892	*108*	336	*59*	749	*166*
8,519	*916*	7,678	*1,107*	2,807	*457*	6,604	*1,306*
406	*53*	373	*93*	119	*26*	288	*103*
765	*109*	688	*138*	282	*54*	598	*130*
591	*113*	463	*124*	174	*44*	370	*125*
272	*34*	260	*41*	81	*17*	275	*55*
272	*107*	224	*113*	93	*33*	254	*184*
2,306	*416*	2,008	*509*	749	*174*	1,785	*597*
10,825	1,332	9,686	1,816	3,556	631	8,389	1,903
354	*116*	408	*188*	129	*44*	454	*223*
227	*62*	307	*97*	98	*21*	319	*114*
205	*37*	228	*78*	71	*16*	169	*90*
21	*17*	23	*22*	4	*6*	15	*32*
807	232	966	385	302	87	957	459
224	*41*	160	*54*	72	*30*	148	*49*
276	*160*	203	*226*	131	*116*	333	*303*
346	*98*	243	*89*	213	*42*	242	*108*
456	*594*	431	*632*	197	*296*	378	*713*
1,302	893	1,127	994	613	484	1,101	1,173
27,337	4,663	23,773	5,583	9,768	2,300	22,766	7,001
381	*33*	398	*41*	111	*8*	320	*57*
126	*206*	458	*346*	75	*97*	378	*436*
149	*96*	190	*120*	66	*53*	171	*145*
656	335	1,046	507	252	158	869	638
10	...	8	...	...	...	...	*1*

This content downloaded from
14.194.219.90 on Fri, 09 Feb 2024 06:46:19 +00:00
All use subject to https://about.jstor.org/terms

TABLE VIII.—Civil condition by religion

District.	Total Married.			Age 0—4.		Age 5—9.	
	Total.	Male.	Female.	Male.	Female.	Male.	Female.
1	2	3	4	5	6	7	8
Bardwan Division.							
Bardwan	649,120	325,939	323,181	148	1,580	838	20,053
Bankura	483,703	231,817	251,886	101	1,621	527	15,667
Birbhum	389,361	194,897	194,464	125	794	761	11,555
Midnapur	1,195,049	587,595	607,454	249	1,598	1,364	34,685
Hugli	492,480	249,866	242,614	87	765	278	15,584
Howrah	334,700	173,834	160,866	78	282	240	8,096
Total	3,544,413	1,763,948	1,780,465	788	6,640	4,008	105,640
Presidency Division.							
24-Parganas	921,077	491,737	429,340	571	2,553	2,005	26,898
Calcutta	402,117	296,168	105,949	147	240	560	1,362
Nadia	717,093	343,583	373,510	116	786	427	16,904
Jessor	844,797	411,126	433,671	314	2,070	1,101	22,111
Murshidabad	566,069	280,167	285,902	173	910	772	16,069
Khulna	552,356	286,916	265,440	274	1,445	1,213	15,016
Total	4,003,509	2,109,697	1,893,812	1,595	8,004	6,108	98,360
Rajshahi Division.							
Dinajpur	718,363	368,188	350,175	402	1,206	1,784	14,318
Rajshahi	622,499	313,517	308,982	262	785	1,002	13,330
Rangpur	943,294	479,630	463,664	473	1,915	1,968	28,371
Bogra	396,478	202,926	193,552	132	647	945	9,373
Pabna	617,443	308,086	309,357	197	468	683	9,729
Darjeeling	104,261	58,798	45,563	13	25	62	171
Jalpaiguri	296,386	155,571	140,815	120	295	329	3,472
Total	3,698,824	1,886,716	1,812,108	1,599	5,341	6,773	78,764
Dacca Division.							
Dacca	1,065,501	524,932	540,569	358	1,268	1,466	14,861
Faridpur	812,684	395,343	417,341	537	2,510	1,966	19,006
Bakharganj	1,021,268	517,319	503,949	724	3,647	3,695	21,909
Maimansingh	1,547,475	786,006	761,469	586	1,468	1,782	26,846
Total	4,446,928	2,223,600	2,223,328	2,205	8,893	8,909	82,622
Chittagong Division.							
Chittagong	501,672	221,722	279,950	138	217	246	2,188
Noakhali	437,559	209,524	228,035	102	420	361	4,186
Tippera	787,288	396,843	390,445	314	842	921	7,165
Total	1,726,519	828,089	898,430	614	1,479	1,528	13,539
TOTAL, BENGAL PROPER	17,420,193	8,812,050	8,608,143	6,801	30,357	27,326	378,925

This content downloaded from
14.194.219.90 on Fri, 09 Feb 2024 06:46:19 +00:00
All use subject to https://about.jstor.org/terms

AND AGE—PART A—ALL RELIGIONS—(2) MARRIED.

PERIODS.

10—14.		15—19.		20—24.		25—29.	
Male.	Female.	Male.	Female.	Male.	Female.	Male.	Female.
9	10	11	12	13	14	15	16
5,513	46,969	19,714	55,968	33,023	48,227	53,621	32,280
3,912	33,188	15,894	43,101	23,979	36,959	36,659	40,822
4,745	26,132	14,610	32,201	20,381	28,436	32,200	33,102
8,221	85,519	31,980	110,083	63,743	102,287	92,513	96,847
2,422	39,815	11,340	40,741	25,667	38,862	39,405	36,930
2,050	26,429	9,435	28,593	19,975	27,183	28,850	24,071
26,864	258,052	102,973	310,687	186,768	281,954	283,248	284,052
11,257	63,192	32,923	72,143	51,251	69,519	76,759	64,661
4,672	9,932	16,675	15,218	33,396	17,742	49,295	17,301
3,349	57,622	15,886	65,539	31,085	58,648	49,426	58,388
5,827	66,609	18,786	81,717	34,636	69,910	64,135	70,871
5,157	43,307	18,341	50,709	30,439	45,620	44,787	45,153
6,054	41,873	16,866	53,392	27,861	42,625	48,016	41,233
36,316	282,535	119,477	338,718	213,668	304,064	332,418	297,587
8,195	38,043	19,547	61,121	28,629	55,656	60,751	69,244
6,298	41,495	17,489	56,017	30,913	59,086	52,404	55,225
8,594	64,856	23,027	80,528	41,192	77,751	73,295	81,212
5,009	25,845	12,363	36,507	19,563	35,379	33,410	33,297
4,163	43,028	14,607	53,420	27,798	51,806	47,151	51,043
609	1,487	2,090	5,272	7,676	8,589	10,637	9,066
1,872	12,458	5,689	21,803	13,214	25,204	25,038	27,750
34,731	227,212	95,415	314,668	168,985	313,471	302,686	326,837
8,746	72,839	28,699	104,386	51,622	92,724	83,031	89,308
9,080	65,213	22,546	78,173	37,662	68,661	60,843	65,346
12,750	69,019	28,872	95,524	53,108	88,964	84,869	82,737
12,180	107,706	43,268	148,774	74,746	130,321	131,629	131,358
42,756	314,777	123,385	426,857	217,138	380,670	360,372	368,749
811	24,977	5,732	56,867	21,755	55,403	33,924	44,229
2,030	25,736	9,716	47,516	22,182	42,473	34,038	37,379
4,399	43,926	17,616	77,144	38,891	73,409	65,778	68,869
240	94,639	33,064	181,527	82,828	171,285	133,740	150,477
147,907	1,177,215	474,314	1,572,457	869,387	1,451,444	1,412,464	1,427,702

This content downloaded from
14.194.219.90 on Fri, 09 Feb 2024 06:46:19 +00:00
All use subject to https://about.jstor.org/terms

TABLE VIII.—Civil condition by religion

AGE

District.	30—34.		35—39.		40—44.	
	Male.	Female.	Male.	Female.	Male.	Female.
	17	18	19	20	21	22
Bardwan Division.						
Bardwan	50,553	*37,609*	46,508	*24,929*	38,211	*17,307*
Bankura	33,368	*29,273*	31,354	*20,236*	26,213	*14,393*
Birbhum	27,491	*22,582*	26,851	*15,744*	20,338	*11,052*
Midnapur	97,072	*75,457*	77,002	*39,490*	79,386	*32,828*
Hugli	41,359	*28,789*	33,866	*16,081*	34,563	*13,214*
Howrah	29,063	*18,570*	20,950	*10,331*	22,464	*8,704*
Total	278,907	*212,280*	236,600	*126,811*	221,175	*97,498*
Presidency Division.						
24-Parganas	76,554	*50,636*	62,553	*30,525*	59,413	*21,015*
Calcutta	54,103	*16,151*	35,708	*9,022*	30,427	*8,448*
Nadia	53,134	*45,378*	48,082	*26,804*	45,069	*21,951*
Jessor	65,613	*51,182*	57,839	*27,723*	52,452	*21,777*
Murshidabad	42,759	*33,634*	36,800	*19,132*	32,706	*15,849*
Khulna	46,056	*28,749*	36,632	*15,716*	32,463	*12,428*
Total	337,219	*225,730*	278,214	*128,922*	261,530	*101,468*
Rajshahi Division.						
Dinajpur	58,022	*47,129*	57,160	*27,512*	46,059	*18,567*
Rajshahi	57,599	*40,850*	40,512	*16,825*	39,601	*14,681*
Rangpur	80,516	*59,972*	70,308	*29,861*	65,487	*22,505*
Bogra	34,640	*23,419*	27,436	*11,862*	23,558	*9,165*
Pabna	49,611	*40,845*	42,532	*21,577*	38,766	*18,529*
Darjeeling	10,592	*7,424*	7,731	*4,342*	7,315	*4,110*
Jalpaiguri	25,752	*20,800*	22,454	*11,069*	21,350	*9,447*
Total	316,672	*240,439*	268,133	*123,038*	242,136	*97,004*
Dacca Division.						
Dacca	81,474	*64,713*	72,713	*38,750*	59,266	*30,580*
Faridpur	63,872	*50,243*	49,234	*25,371*	47,646	*22,823*
Bakharganj	79,506	*57,983*	66,642	*33,886*	55,508	*26,096*
Maimansingh	126,192	*89,925*	114,318	*50,878*	90,390	*37,779*
Total	351,044	*262,164*	302,907	*148,885*	252,810	*117,278*
Chittagong Division.						
Chittagong	57,640	*41,485*	24,786	*16,530*	23,312	*13,747*
Noakhali	31,583	*27,637*	25,434	*15,598*	24,048	*14,246*
Tippera	63,484	*48,907*	55,161	*28,192*	45,569	*22,389*
Total	132,707	*118,029*	105,381	*60,320*	97,029	*55,382*
TOTAL, BENGAL PROPER	1,416,549	1,058,642	1,181,235	587,976	1,075,580	468,630

This content downloaded from
14.194.219.90 on Fri, 09 Feb 2024 06:46:19 +00:00
All use subject to https://about.jstor.org/terms

AND AGE—PART A—ALL RELIGIONS—(2) MARRIED—*continued.*

PERIODS.

45—49.		50—54.		55—59.		60 AND OVER.	
Male.	Female.	Male.	Female.	Male.	Female.	Male.	Female.
23	24	25	26	27	28	29	30
28,719	8,133	18,643	4,824	13,546	2,639	18,901	2,663
19,579	7,147	15,546	5,102	9,235	2,035	15,449	2,342
15,092	5,475	12,266	3,868	7,163	1,573	12,874	1,950
36,461	9,675	43,245	10,640	16,413	3,005	39,886	5,340
18,463	4,707	17,501	4,113	8,580	1,289	16,335	1,725
10,438	2,913	11,461	2,976	5,595	1,124	13,286	1,594
126,752	38,050	118,602	31,522	60,532	11,665	118,731	15,614
33,784	8,981	29,776	8,350	17,625	4,017	37,266	6,850
16,783	3,348	18,471	3,500	7,486	1,357	14,445	2,328
27,831	8,120	26,288	7,093	13,869	2,714	29,421	3,563
31,846	7,716	28,968	6,370	15,713	2,367	33,896	3,248
19,252	5,839	18,825	5,352	9,169	1,750	20,987	2,598
20,394	4,825	19,277	4,167	9,088	1,485	22,692	2,486
149,890	38,829	141,605	34,832	72,950	13,690	158,707	21,073
28,174	6,808	24,683	5,680	9,621	1,722	25,161	3,169
19,229	4,128	20,857	3,844	6,491	924	20,860	1,792
32,291	6,110	37,523	6,547	9,748	1,155	35,208	2,881
12,989	3,079	13,934	3,014	4,008	586	14,948	1,379
20,991	6,351	23,561	6,421	9,946	1,731	28,080	4,409
3,237	1,525	3,429	1,646	1,099	539	3,765	1,374
11,296	2,740	12,390	3,185	4,644	683	11,423	1,919
128,207	30,741	136,377	30,337	45,557	7,333	130,445	16,923
38,062	11,997	37,131	10,830	14,987	2,703	47,377	5,610
25,921	7,353	31,054	7,412	10,395	1,622	34,887	3,608
35,712	10,425	38,401	8,900	14,737	2,266	40,797	3,293
52,935	13,626	51,993	12,450	21,115	3,327	64,873	7,011
152,630	43,401	158,579	39,592	63,234	9,918	187,931	19,522
17,331	6,397	20,778	7,861	8,775	1,924	21,494	3,125
15,285	5,096	18,055	5,160	7,326	985	19,304	1,603
28,574	7,804	30,283	7,478	11,487	1,510	34,366	2,810
61,190	19,297	69,116	20,499	27,588	4,419	75,164	7,538
618,669	170,318	624,279	156,782	269,861	47,025	677,678	80,670

This content downloaded from
14.194.219.90 on Fri, 09 Feb 2024 06:46:19 +00:00
All use subject to https://about.jstor.org/terms

TABLE VIII.—Civil condition by religion

District.	Total Married.			Age 0—4.		Age 5—9.	
	Total.	Male.	Female.	Male.	Female.	Male.	Female.
1	2	3	4	5	6	7	8
Patna Division.							
Patna	962,609	476,863	485,746	1,713	2,982	13,601	24,150
Gaya	1,117,552	546,292	571,260	1,956	4,216	15,692	28,195
Shahabad	1,055,550	507,000	548,550	1,768	2,950	15,146	23,941
Darbhanga	1,773,364	883,173	890,191	7,505	16,021	81,086	114,170
Muzaffarpur	1,547,297	749,768	797,529	4,224	8,111	41,181	65,882
Saran	1,223,166	551,844	671,322	729	1,499	9,573	18,625
Champaran	982,926	495,884	487,042	612	1,517	9,766	20,960
Total ...	8,662,464	4,210,824	4,451,640	18,597	37,296	186,045	295,923
Bhagalpur Division.							
Bhagalpur	1,180,812	592,742	588,070	2,435	7,051	36,092	69,037
Monghyr	1,137,868	553,082	584,786	1,780	4,840	21,440	46,617
Purnea	907,425	468,041	439,384	434	2,164	5,315	26,957
Malda	361,899	182,836	179,063	114	494	879	7,806
Santal Parganas	817,480	406,059	411,421	672	1,800	5,807	17,444
Total ...	4,405,484	2,202,760	2,202,724	5,435	16,349	69,533	167,861
TOTAL, BIHAR ...	13,067,948	6,413,584	6,654,364	24,032	53,645	253,578	463,784
Orissa Division.							
Cuttack	853,944	410,706	443,238	148	235	487	3,487
Puri	424,457	212,409	212,048	104	119	159	935
Balasor	449,616	217,457	232,159	151	261	553	4,174
Angul	74,842	38,027	36,815	40	62	171	647
TOTAL, ORISSA ...	1,802,859	878,599	924,260	443	677	1,370	9,243
Chutia Nagpur Division.							
Hazaribagh	586,816	284,987	301,829	855	2,677	9,038	22,617
Lohardaga	759,368	373,477	385,891	542	1,155	4,818	10,615
Manbhum	556,023	273,531	282,492	237	1,255	3,023	13,968
Singhbhum	202,088	101,810	100,278	178	313	440	1,424
TOTAL, CHUTIA NAGPUR	2,104,295	1,033,805	1,070,490	1,812	5,400	18,219	48,624
TOTAL FOR BRITISH TERRITORY	34,395,295	17,138,038	17,257,257	33,088	90,079	302,493	900,576
Feudatory States.							
Kuch Bihar	239,608	122,103	117,505	71	404	298	3,110
Orissa Tributary States	735,640	372,891	362,749	318	447	1,177	4,717
Chutia Nagpur Tributary States	377,091	190,857	186,234	166	232	783	1,833
TOTAL FOR THE FEUDATORY STATES	1,352,339	685,851	666,488	555	1,083	2,258	14,660
British subjects in French Chandranagar	2,756	1,876	880	1	...	3	31

This content downloaded from
14.194.219.90 on Fri, 09 Feb 2024 06:46:19 +00:00
All use subject to https://about.jstor.org/terms

AND AGE—PART A—ALL RELIGIONS—(2) MARRIED—*continued.*

PERIODS.

10—14.		15—19.		20—24.		25—29.	
Male.	Female.	Male.	Female.	Male.	Female.	Male.	Female.
9	10	11	12	13	14	15	16
35,758	*55,001*	40,591	*56,769*	52,250	*69,599*	60,708	*69,852*
43,387	*68,682*	46,688	*67,400*	58,234	*81,338*	70,108	*82,932*
47,080	*65,919*	47,638	*66,060*	57,838	*82,374*	65,982	*82,957*
99,955	*108,214*	76,943	*93,083*	70,086	*102,374*	98,505	*121,408*
78,857	*95,101*	67,323	*84,681*	68,325	*98,869*	85,051	*108,842*
38,690	*60,940*	47,565	*73,546*	55,941	*95,070*	68,250	*103,847*
32,718	*48,494*	38,705	*51,324*	50,951	*67,876*	67,308	*75,646*
376,445	*502,351*	365,453	*492,863*	413,625	*597,500*	515,912	*645,484*
59,283	*78,279*	53,035	*67,248*	53,392	*74,120*	70,781	*86,555*
50,505	*75,205*	49,957	*66,839*	49,736	*73,266*	68,874	*83,106*
17,587	*46,855*	28,571	*58,990*	34,583	*63,057*	71,174	*83,481*
5,003	*23,844*	14,083	*34,272*	18,911	*29,053*	30,856	*31,393*
20,550	*42,486*	37,478	*60,206*	47,776	*63,054*	59,942	*61,545*
152,928	*266,669*	183,124	*287,555*	204,398	*302,550*	310,627	*346,010*
529,373	769,020	548,577	780,418	618,023	900,050	826,539	991,494
4,293	*37,195*	21,802	*80,111*	50,028	*73,816*	54,819	*62,278*
1,327	*17,386*	9,214	*34,038*	23,041	*35,333*	29,502	*33,432*
3,786	*24,699*	14,207	*45,068*	28,210	*39,801*	29,492	*30,710*
870	*2,952*	2,227	*4,973*	3,926	*5,919*	6,318	*6,436*
10,276	82,232	47,540	164,190	105,605	154,862	120,131	132,856
24,495	*40,799*	25,672	*36,403*	27,892	*40,192*	35,868	*45,292*
20,943	*37,253*	30,243	*46,512*	38,920	*58,845*	53,707	*64,343*
13,034	*32,106*	28,235	*47,386*	24,632	*36,382*	39,440	*45,701*
1,818	*4,711*	5,436	*11,536*	9,151	*15,193*	14,088	*17,257*
60,290	114,869	89,586	141,837	100,604	150,512	143,103	172,593
747,846	2,143,336	1,160,017	2,658,902	1,693,819	2,659,868	2,502,237	2,724,845
1,493	*16,188*	4,873	*21,765*	9,679	*19,612*	18,141	*20,291*
6,901	*24,625*	20,496	*51,663*	38,412	*59,906*	58,135	*63,245*
5,773	*10,924*	11,359	*21,837*	19,418	*30,699*	29,450	*33,676*
14,167	51,737	28,728	95,265	67,509	110,208	105,726	117,212
15	*152*	69	*149*	209	*131*	285	*146*

This content downloaded from
14.194.219.90 on Fri, 09 Feb 2024 06:46:19 +00:00
All use subject to https://about.jstor.org/terms

TABLE VIII.—CIVIL CONDITION BY RELIGION

AGE

DISTRICT.	30—34.		35—39.		40—44.	
	Male.	Female.	Male.	Female.	Male.	Female.
	17	18	19	20	21	22
Patna Division.						
Patna	62,169	*63,967*	45,969	*43,360*	50,928	*40,281*
Gaya	74,112	*76,893*	54,374	*51,730*	59,155	*45,351*
Shahabad	67,816	*75,697*	50,618	*50,070*	51,633	*41,328*
Darbhanga	109,057	*107,442*	80,338	*75,692*	85,661	*61,209*
Muzaffarpur	89,903	*98,673*	70,789	*74,305*	71,888	*60,862*
Saran	72,308	*100,057*	58,850	*70,520*	58,565	*58,980*
Champaran	71,464	*70,593*	57,024	*49,767*	53,212	*39,512*
Total ...	546,829	*593,322*	417,962	*415,444*	431,042	*347,523*
Bhagalpur Division.						
Bhagalpur	82,200	*74,158*	58,309	*45,947*	59,621	*37,172*
Monghyr	70,955	*74,431*	52,961	*51,333*	58,036	*45,565*
Purnea	73,076	*66,015*	66,105	*38,031*	56,459	*26,981*
Malda	26,998	*21,131*	23,825	*12,126*	19,904	*9,351*
Santal Parganas	53,696	*52,095*	41,573	*36,053*	43,373	*28,726*
Total ...	306,925	*287,830*	242,773	*183,490*	237,393	*147,795*
TOTAL, BIHAR ...	853,754	881,152	660,735	598,934	668,435	495,318
Orissa Division.						
Cuttack	63,816	*65,944*	49,946	*38,991*	58,350	*40,614*
Puri	35,750	*33,903*	26,489	*18,778*	30,206	*19,714*
Balasor	33,704	*32,134*	25,695	*18,605*	30,384	*19,928*
Angul	6,009	*5,849*	5,260	*3,687*	4,753	*2,826*
TOTAL, ORISSA ...	139,279	137,830	107,390	80,061	123,753	83,082
Chutia Nagpur Division.						
Hazaribagh	40,590	*40,794*	32,135	*27,369*	29,955	*21,054*
Lohardaga	61,087	*58,477*	44,497	*38,334*	42,631	*29,664*
Manbhum	36,194	*35,114*	37,154	*26,049*	27,473	*18,142*
Singhbhum	15,976	*16,556*	13,416	*10,689*	13,696	*9,102*
TOTAL, CHUTIA NAGPUR	153,847	150,941	127,202	102,441	113,755	77,962
TOTAL FOR BRITISH TERRITORY	2,563,429	2,226,565	2,086,562	1,369,412	1,981,523	1,124,992
Feudatory States.						
Kuch Bihar	19,201	*13,900*	18,082	*6,984*	16,854	*5,584*
Orissa Tributary States	65,311	*61,164*	45,077	*33,537*	54,865	*31,775*
Chutia Nagpur Tributary States	33,065	*31,419*	23,615	*19,759*	28,260	*16,870*
TOTAL FOR THE FEUDATORY STATES	117,577	106,383	86,774	60,270	99,979	54,229
British subjects in French Chandranagar	374	*118*	226	*57*	324	*59*

This content downloaded from
14.194.219.90 on Fri, 09 Feb 2024 06:46:19 +00:00
All use subject to https://about.jstor.org/terms

AND AGE—PART A—ALL RELIGIONS—(2) MARRIED—*concluded.*

PERIODS.

45—49.		50—54.		55—59.		60 AND OVER.	
Male.	Female.	Male.	Female.	Male.	Female.	Male.	Female.
23	24	25	26	27	28	29	30
30,164	*20,668*	33,056	*18,128*	14,489	*8,168*	35,467	*12,821*
33,795	*23,552*	37,721	*19,754*	14,663	*8,716*	36,407	*12,501*
27,447	*20,203*	32,178	*17,702*	10,015	*7,576*	31,941	*11,773*
49,730	*36,216*	55,179	*24,645*	20,192	*13,857*	48,846	*15,860*
47,651	*38,328*	50,328	*28,142*	22,168	*16,217*	52,080	*19,516*
37,489	*31,799*	40,599	*25,857*	16,240	*11,419*	47,046	*19,163*
33,327	*23,078*	33,287	*17,008*	13,612	*9,013*	33,898	*12,254*
259,602	*193,844*	282,348	*151,236*	111,379	*74,966*	285,585	*103,888*
32,757	*19,015*	33,924	*14,342*	11,981	*6,753*	29,932	*8,393*
37,083	*24,846*	39,110	*19,053*	16,358	*8,934*	36,287	*10,751*
38,428	*10,991*	32,428	*8,384*	12,886	*2,570*	30,995	*4,908*
11,974	*3,516*	11,776	*3,245*	4,359	*900*	14,164	*2,002*
25,058	*15,524*	24,842	*12,908*	12,250	*7,980*	33,042	*11,600*
145,300	*73,892*	142,080	*57,932*	57,834	*27,137*	144,410	*37,654*
404,902	267,736	424,428	209,168	169,213	102,103	429,995	141,542
28,217	*13,364*	34,035	*16,015*	11,343	*4,044*	33,422	*7,144*
14,808	*6,428*	19,786	*7,885*	6,246	*1,728*	16,107	*2,369*
14,261	*6,038*	17,663	*6,623*	5,664	*1,676*	13,607	*2,423*
2,090	*1,167*	2,901	*1,194*	844	*370*	2,618	*740*
59,376	27,017	74,385	31,716	24,097	7,818	64,754	12,676
18,940	*10,393*	17,706	*7,523*	7,089	*3,127*	13,872	*3,589*
21,404	*13,925*	22,556	*12,033*	9,848	*6,394*	22,272	*8,342*
19,533	*9,871*	17,365	*7,946*	8,407	*3,591*	18,715	*5,081*
7,188	*4,491*	6,658	*4,258*	3,274	*1,890*	8,491	*2,858*
67,064	38,680	66,285	31,759	28,688	15,002	63,350	19,870
1,160,011	503,751	1,189,377	429,425	491,859	171,948	1,235,777	254,758
9,207	*1,698*	9,961	*1,867*	3,231	*351*	11,012	*851*
21,091	*11,037*	30,906	*12,193*	7,352	*3,404*	22,860	*5,046*
9,968	*5,928*	13,122	*6,186*	4,484	*3,018*	11,394	*3,862*
40,256	18,663	53,989	20,246	15,067	6,773	45,266	9,759
128	*22*	98	*11*	46	*9*	98	*9*

This content downloaded from
14.194.219.90 on Fri, 09 Feb 2024 06:46:19 +00:00
All use subject to https://about.jstor.org/terms

TABLE VIII.—Civil condition by religion

District.	Total Widowed.			Age 0–4.		Age 5–9.	
	Total.	Male.	Female.	Male.	Female.	Male.	Female.
1	2	3	4	5	6	7	8
Bardwan Division.							
Bardwan	263,971	40,298	*223,673*	23	*116*	62	*632*
Bankura	157,862	21,136	*136,726*	...	*44*	17	*419*
Birbhum	134,102	21,452	*112,650*	5	*48*	19	*287*
Midnapur	411,915	52,430	*359,485*	23	*136*	54	*1,123*
Hugli	215,870	33,138	*182,732*	3	*39*	7	*450*
Howrah	112,327	13,812	*98,515*	8	*25*	10	*259*
Total	1,296,047	182,266	*11,13,781*	62	*408*	169	*3,149*
Presidency Division.							
24-Parganas	262,221	43,641	*218,580*	718	*931*	794	*1,570*
Calcutta	88,846	17,479	*71,367*	9	*20*	50	*136*
Nadia	263,336	28,771	*234,565*	16	*110*	21	*430*
Jessor	294,853	37,879	*256,974*	23	*273*	81	*963*
Murshidabad	206,782	22,561	*184,221*	13	*82*	32	*474*
Khulna	151,649	27,524	*124,125*	14	*131*	69	*551*
Total	1,267,687	177,855	*1,089,832*	793	*1,547*	1,047	*4,124*
Rajshahi Division.							
Dinajpur	174,225	36,661	*137,564*	29	*225*	111	*629*
Rajshahi	169,439	17,403	*152,036*	13	*145*	40	*479*
Rangpur	287,493	45,781	*241,712*	31	*502*	104	*1,110*
Bogra	83,356	12,274	*71,082*	6	*71*	23	*288*
Pabna	166,504	18,085	*148,419*	13	*104*	19	*356*
Darjeeling	13,851	4,048	*9,803*	3	*3*	6	*4*
Jalpaiguri	74,541	17,040	*57,501*	8	*47*	14	*161*
Total	969,409	151,292	*818,117*	103	*897*	317	*3,027*
Dacca Division.							
Dacca	283,669	35,218	*248,451*	16	*165*	53	*528*
Faridpur	237,823	31,473	*206,350*	15	*329*	71	*763*
Bakharganj	239,710	42,818	*196,892*	21	*292*	108	*856*
Maimansingh	378,018	56,039	*321,979*	204	*264*	120	*944*
Total	1,139,220	165,548	*973,672*	256	*1,050*	412	*3,091*
Chittagong Division.							
Chittagong	149,818	14,354	*135,464*	.....	*61*	8	*149*
Noakhali	88,897	13,950	*74,947*	8	*60*	23	*175*
Tippera	166,111	22,071	*144,040*	10	*145*	33	*283*
Total	404,826	50,375	*354,451*	18	*266*	64	*607*
TOTAL, BENGAL PROPER	6,077,189	727,336	4,349,853	1,232	4,168	2,009	13,998

This content downloaded from
14.194.219.90 on Fri, 09 Feb 2024 06:46:19 +00:00
All use subject to https://about.jstor.org/terms

AND AGE—PART A—ALL RELIGIONS—(3) WIDOWED.

PERIODS.

10—14.		15—19.		20—24.		25—29.	
Male.	Female.	Male.	Female.	Male.	Female.	Male.	Female.
9	10	11	12	13	14	15	16
160	2,330	436	6,018	828	8,845	1,945	16,914
59	1,632	279	4,516	475	6,287	1,113	10,403
120	918	321	2,698	557	4,057	1,365	8,158
202	4,792	655	11,755	1,467	20,362	2,789	29,563
70	2,166	215	4,616	575	8,610	1,297	14,617
58	1,172	152	2,954	396	5,027	712	7,917
669	13,010	2,058	32,557	4,298	53,188	9,221	87,572
843	3,246	1,153	7,800	1,564	11,007	2,599	17,747
183	625	462	1,937	844	3,805	1,332	6,542
74	2,350	282	6,189	582	8,762	1,177	14,470
301	3,229	719	7,199	1,095	10,217	2,127	18,745
113	1,793	350	4,808	590	7,384	1,110	12,575
246	1,738	473	3,836	892	5,614	1,743	9,740
1,760	13,081	3,439	31,769	5,567	46,789	10,088	79,819
609	1,607	809	2,798	1,185	4,477	3,042	9,642
212	1,550	446	3,143	794	5,729	1,469	10,510
239	2,571	661	5,871	1,282	9,994	2,999	18,214
107	721	249	1,414	468	2,459	1,021	4,399
79	1,337	256	2,937	526	4,621	1,114	8,283
22	38	67	184	160	366	401	579
76	520	176	1,249	497	2,478	1,314	4,340
1,344	8,344	2,664	17,596	4,912	30,117	11,360	55,967
169	2,331	427	5,607	919	8,666	1,974	14,899
289	2,228	561	4,704	896	7,346	1,726	13,239
592	1,805	896	3,733	1,545	6,479	2,824	11,922
462	3,350	834	8,036	1,801	11,805	3,784	21,551
1,511	9,714	2,718	22,080	5,161	34,296	10,308	61,611
28	839	101	3,204	423	5,153	713	6,894
56	675	153	1,612	426	2,448	758	3,823
74	1,109	234	3,366	616	5,038	1,337	8,480
158	2,623	488	8,182	1,465	12,639	2,808	19,197
5,442	46,772	11,367	112,184	21,403	176,929	43,785	304,166

This content downloaded from
14.194.219.90 on Fri, 09 Feb 2024 06:46:19 +00:00
All use subject to https://about.jstor.org/terms

TABLE VIII.—Civil condition by religion

AGE

District.	30—34.		35—39.		40—44.	
	Male.	Female.	Male.	Female.	Male.	Female.
	17	18	19	20	21	22
Bardwan Division.						
Bardwan	2,901	*21,078*	4,113	*24,111*	5,174	*30,320*
Bankura	1,515	*12,594*	2,029	*13,846*	2,604	*17,300*
Birbhum	1,626	*9,757*	2,335	*11,917*	2,612	*14 583*
Midnapur	4,340	*40,079*	4,802	*35,285*	7,881	*53,304*
Hugli	2,211	*19,493*	2,856	*18,349*	4,895	*27,162*
Howrah	1,016	*10,312*	1,062	*9,343*	1,856	*13,623*
Total ...	13,609	*113,306*	17,257	*112,884*	25,022	*156,292*
Presidency Division.						
24-Parganas	3,161	*22,964*	3,277	*19,841*	5,014	*29,760*
Calcutta	1,850	*8,951*	1,615	*6,874*	2,761	*11,370*
Nadia	1,639	*22,997*	2,081	*21,792*	3,315	*32,847*
Jessor	2,496	*28,945*	2,889	*24,819*	4,258	*36,908*
Murshidabad	1,489	*19,006*	1,814	*17,437*	2,483	*25,960*
Khulna	2,158	*13,196*	2,278	*11,411*	3,017	*16,246*
Total ...	12,813	*116,059*	13,874	*102,174*	20,848	*153,691*
Rajshahi Division.						
Dinajpur	3,620	*12,809*	4,571	*14,381*	4,862	*20,356*
Rajshahi	1,927	*16,448*	1,407	*13,683*	2,059	*25,343*
Rangpur	4,513	*26,327*	5,096	*24,600*	6,816	*38,862*
Bogra	1,301	*6,343*	1,209	*6,583*	1,474	*10,363*
Pabna	1,462	*12,527*	1,386	*12,767*	1,898	*20,826*
Darjeeling	489	*918*	459	*783*	561	*1,553*
Jalpaiguri	1,663	*5,685*	1,892	*5,528*	2,407	*8,489*
Total ...	14,975	*81,057*	16,110	*78,325*	20,077	*125,792*
Dacca Division.						
Dacca	2,401	*20,879*	2,773	*22,907*	3,600	*33,524*
Faridpur	2,097	*19,947*	1,954	*17,622*	3,247	*29,684*
Bakharganj	3,450	*16,551*	3,409	*18,017*	4,526	*26,149*
Maimansingh	4,718	*27,583*	9,393	*30,702*	6,291	*44,763*
Total ...	12,666	*84,960*	17,529	*89,448*	17,664	*134,120*
Chittagong Division.						
Chittagong	1,910	*12,435*	797	*8,836*	1,386	*18,770*
Noakhali	940	*5,583*	915	*5,625*	1,364	*9,958*
Tippera	1,655	*12,122*	1,762	*13,453*	2,144	*20,459*
Total ...	4,505	*30,140*	3,474	*27,914*	4,894	*49,187*
TOTAL, BENGAL PROPER	58,568	425,522	66,244	410,745	88,505	618,482

This content downloaded from
14.194.219.90 on Fri, 09 Feb 2024 06:46:19 +00:00
All use subject to https://about.jstor.org/terms

AND AGE—PART A—ALL RELIGIONS—(3) WIDOWED—*continued.*

PERIODS.

45—49.		50—54.		55—59.		60 AND OVER.	
Male.	Female.	Male.	Female.	Male.	Female.	Male.	Female.
23	24	25	26	27	28	29	30
5,045	24,418	4,822	24,100	4,843	20,548	9,946	44,210
2,543	14,330	2,760	16,938	2,184	11,230	5,558	27,887
2,612	12,360	2,593	13,926	2,031	9,215	5,256	24,726
4,807	27,411	7,947	46,704	3,653	18,067	13,750	70,912
3,723	16,461	5,000	23,821	3,154	12,354	9,132	35,594
1,177	7,595	1,064	11,374	1,111	6,437	4,590	22,497
19,907	102,575	24,786	135,163	16,976	77,851	48,232	225,826
4,192	17,922	4,609	24,883	3,817	15,014	11,880	45,895
1,552	5,631	2,367	8,756	1,131	3,840	3,333	12,880
2,703	19,778	4,008	30,759	2,966	17,437	9,897	56,644
3,549	19,663	4,641	32,344	3,304	17,463	12,396	56,106
2,184	15,020	2,883	23,827	1,997	12,454	7,503	43,401
2,529	10,123	3,252	15,679	2,111	7,598	8,742	28,262
16,709	88,137	21,760	136,248	15,326	73,806	53,741	243,188
3,715	14,696	4,137	19,300	2,260	8,302	7,711	28,342
1,202	13,758	2,043	22,072	813	7,214	4,798	31,969
4,159	20,322	6,471	36,281	2,259	9,567	11,151	47,691
996	6,533	1,506	11,225	486	3,082	3,428	17,601
1,582	13,026	2,334	21,249	1,129	8,368	6,287	42,018
328	796	486	1,296	144	487	922	2,796
1,532	4,924	2,283	7,951	883	2,710	4,295	13,419
15,004	74,055	19,260	119,374	7,974	39,730	38,592	183,836
3,258	23,277	4,576	34,645	2,269	13,326	12,783	67,697
2,510	16,637	4,454	30,520	2,051	9,903	11,603	53,229
3,575	18,560	5,570	30,609	2,978	12,646	13,264	49,273
4,561	29,190	6,010	43,986	3,088	17,658	14,773	82,147
13,904	87,664	20,610	139,760	10,386	53,533	52,423	252,346
1,083	11,022	2,002	32,655	1,061	8,203	4,842	31,243
1,068	6,209	2,014	13,014	1,009	4,115	5,225	21,650
1,897	13,376	2,032	22,540	1,453	7,597	7,924	36,072
4,048	30,607	6,048	68,209	3,514	19,915	17,991	94,965
68,262	383,038	93,364	588,754	54,176	264,834	210,979	1,000,181

This content downloaded from
14.194.219.90 on Fri, 09 Feb 2024 06:46:19 +00:00
All use subject to https://about.jstor.org/terms

TABLE VIII.—Civil condition by religion

District.	Total Widowed.			AGE			
				0—1.		5—9.	
	Total.	Male.	Female.	Male.	Female.	Male.	Female.
1	2	3	4	5	6	7	8
Patna Division.							
Patna	226,554	51,868	*174,686*	78	*139*	379	*730*
Gaya	268,973	68,655	*200,318*	178	*171*	556	*910*
Shahabad	268,950	55,591	*213,359*	37	*86*	433	*614*
Darbhanga	317,333	69,851	*247,482*	385	*725*	3,333	*5,290*
Muzaffarpur	312,756	65,279	*247,477*	157	*261*	1,456	*2,559*
Saran	287,428	49,585	*237,843*	18	*86*	140	*546*
Champaran	194,410	51,615	*142,795*	48	*99*	298	*588*
Total ...	1,876,404	412,444	*1,463,960*	901	*1,567*	6,595	*11,037*
Bhagalpur Division.							
Bhagalpur	247,098	57,021	*190,077*	169	*334*	1,466	*3,002*
Monghyr	227,222	45,027	*182,195*	137	*183*	979	*1,817*
Purnea	255,189	50,518	*204,671*	37	*127*	315	*1,575*
Malda	111,072	11,868	*99,204*	21	*69*	73	*341*
Santal Parganas	142,243	25,622	*116,621*	28	*96*	214	*661*
Total ...	982,824	190,056	*792,768*	392	*809*	3,047	*7,196*
TOTAL, BIHAR ...	2,859,228	602,500	2,256,728	1,293	2,376	9,642	18,233
Orissa Division.							
Cuttack	234,278	31,355	*202,923*	5	*33*	7	*127*
Puri	107,205	18,755	*88,450*	1	*4*	4	*26*
Balasor	135,336	17,487	*117,849*	5	*25*	13	*135*
Angul	13,413	2,490	*10,923*	1	*4*	5	*14*
TOTAL, ORISSA ...	490,232	70,087	720,145	12	66	29	302
Chutia Nagpur Division.							
Hazaribagh	119,527	22,707	*96,820*	31	*79*	276	*832*
Lohardaga	158,992	33,456	*125,536*	58	*101*	265	*490*
Manbhum	122,858	21,264	*101,594*	10	*50*	95	*531*
Singhbhum	38,287	6,945	*31,342*	19	*58*	52	*104*
TOTAL, CHUTIA NAGPUR	439,664	84,372	355,292	118	288	688	1,957
TOTAL FOR BRITISH TERRITORY	8,666,313	1,484,295	7,382,018	2,655	6,898	12,368	34,490
Feudatory States.							
Kuch Bihar	91,885	18,189	*73,696*	6	*77*	13	*334*
Orissa Tributary States	154,640	27,403	*127,237*	5	*34*	25	*157*
Chutia Nagpur Tributary States	62,528	15,006	*47,522*	10	*41*	25	*81*
TOTAL FOR THE FEUDATORY STATES	309,053	60,598	248,455	21	152	63	572
British subjects in French Chandranagar	1,058	238	*820*	...	*1*	2	*1*

This content downloaded from
14.194.219.90 on Fri, 09 Feb 2024 06:46:19 +00:00
All use subject to https://about.jstor.org/terms

AND AGE—PART A—ALL RELIGIONS—(3) WIDOWED—*continued.*

PERIODS.

10—14.		15—19.		20—24.		25—29.	
Male.	Female.	Male.	Female.	Male.	Female.	Male.	Female.
9	10	11	12	13	14	15	16
1,017	*1,727*	1,302	*2,453*	2,185	*4,776*	3,296	*8,162*
1,570	*2,411*	1,914	*3,099*	3,186	*5,913*	4,881	*9,938*
1,236	*1,818*	1,622	*2,585*	2,755	*5,688*	4,409	*9,867*
5,080	*5,652*	4,443	*4,132*	3,657	*5,175*	4,762	*10,453*
3,246	*3,934*	3,017	*3,685*	3,292	*5,868*	4,363	*10,671*
576	*1,112*	986	*2,360*	1,694	*5,057*	2,626	*9,465*
1,906	*1,496*	1,273	*1,842*	2,184	*3,364*	3,703	*6,077*
13,731	*18,150*	14,557	*20,155*	18,953	*35,841*	28,040	*64,633*
2,758	*4,062*	2,808	*3,609*	2,879	*4,983*	4,825	*9,703*
2,118	*2,914*	1,909	*2,785*	1,906	*4,108*	2,799	*7,859*
968	*2,581*	1,315	*3,733*	1,722	*5,365*	4,315	*12,615*
135	*1,196*	351	*2,994*	458	*4,019*	948	*7,419*
632	*1,552*	973	*2,822*	1,279	*3,932*	1,968	*6,010*
6,611	*12,305*	7,356	*15,943*	8,244	*22,407*	14,855	*43,606*
20,342	30,455	21,913	36,098	27,197	58,248	42,895	108,239
59	*1,310*	310	*3,414*	769	*4,892*	1,223	*6,739*
10	*495*	119	*1,171*	451	*1,813*	867	*2,887*
93	*1,034*	266	*2,764*	564	*4,073*	741	*5,082*
21	*113*	59	*203*	108	*263*	237	*494*
183	2,952	754	7,552	1,892	11,041	3,068	15,202
819	*1,803*	900	*2,022*	1,047	*2,990*	1,561	*5,234*
808	*1,495*	1,126	*2,468*	1,811	*4,330*	2,755	*6,921*
384	*1,358*	699	*2,737*	755	*3,018*	1,454	*5,882*
76	*205*	150	*569*	244	*878*	435	*1,459*
2,147	4,861	2,875	7,796	3,857	11,246	6,205	19,496
28,114	85,040	36,909	163,630	54,349	257,564	95,953	447,103
45	*918*	155	*2,550*	331	*4,325*	923	*7,381*
137	*839*	418	*1,910*	1,054	*3,215*	2,098	*5,407*
158	*271*	316	*664*	659	*1,500*	1,111	*2,366*
340	2,028	889	5,124	2,044	9,040	4,162	15,054
3	*5*	4	*23*	11	*52*	22	*79*

This content downloaded from
14.194.219.90 on Fri, 09 Feb 2024 06:46:19 +00:00
All use subject to https://about.jstor.org/terms

TABLE VIII.—Civil condition by religion

District.	AGE					
	30—34.		35—39.		40—44.	
	Male.	Female.	Male.	Female.	Male.	Female.
	17	18	19	20	21	22
Patna Division.						
Patna	4,317	*13,638*	4,084	*12,966*	5,773	*22,327*
Gaya	6,581	*16,745*	5,791	*15,449*	8,470	*27,189*
Shahabad	5,718	*18,004*	5,008	*17,578*	6,967	*30,815*
Darbhanga	5,605	*19,602*	4,570	*17,863*	6,366	*32,867*
Muzaffarpur	5,265	*18,233*	4,615	*18,653*	6,294	*29,846*
Saran	3,685	*17,662*	3,826	*18,799*	5,279	*31,688*
Champaran	5,254	*10,417*	4,925	*10,766*	6,236	*17,753*
Total	36,425	*114,301*	32,819	*112,074*	45,385	*192,485*
Bhagalpur Division.						
Bhagalpur	5,938	*17,142*	4,801	*14,742*	6,712	*26,414*
Monghyr	3,409	*14,099*	2,930	*13,069*	4,503	*23,560*
Purnea	5,457	*20,205*	5,593	*21,045*	6,379	*29,352*
Malda	955	*9,383*	1,130	*9,791*	1,250	*13,688*
Santal Parganas	2,010	*9,447*	1,948	*9,025*	2,719	*14,457*
Total	17,769	*70,276*	16,402	*67,672*	21,563	*107,471*
TOTAL, BIHAR	54,194	184,577	49,226	179,746	66,948	299,956
Orissa Division.						
Cattack	1,960	*14,150*	1,890	*12,636*	3,924	*33,081*
Puri	1,472	*6,519*	1,366	*5,754*	2,461	*14,767*
Balasor	1,207	*9,889*	1,236	*8,971*	2,508	*21,139*
Angul	238	*1,033*	238	*883*	308	*1,742*
TOTAL, ORISSA	4,877	31,591	4,730	288,244	9,201	70,729
Chutia Nagpur Division.						
Hazaribagh	2,199	*9,632*	2,027	*9,241*	2,781	*13,566*
Lohardaga	3,819	*13,003*	3,265	*10,124*	4,165	*18,686*
Manbhum	1,772	*8,005*	2,181	*9,659*	2,344	*12,047*
Singhbhum	622	*2,815*	600	*2,544*	909	*4,701*
TOTAL, CHUTIA NAGPUR	8,412	33,455	8,073	31,568	10,199	49,000
TOTAL FOR BRITISH TERRITORY	126,051	675,145	130,288	650,303	174,853	1,038,167
Feudatory States.						
Kuch Bihar	1,446	*8,330*	1,862	*7,569*	2,704	*10,400*
Orissa Tributary States	2,786	*11,105*	2,235	*8,289*	4,455	*23,171*
Chutia Nagpur Tributary States	1,761	*4,340*	1,404	*3,339*	2,428	*8,130*
TOTAL FOR THE FEUDATORY STATES	5,993	23,775	5,501	19,197	9,587	41,701
British subjects in French Chandranagar	25	*96*	28	*87*	40	*126*

This content downloaded from
14.194.219.90 on Fri, 09 Feb 2024 06:46:19 +00:00
All use subject to https://about.jstor.org/terms

AND AGE—PART A—ALL RELIGIONS—(3) WIDOWED—*concluded.*

PERIODS.

45—49.		50—54.		55—59.		60 AND OVER.	
Male.	Female.	Male.	Female.	Male.	Female.	Male.	Female.
23	24	25	26	27	28	29	30
4,496	*14,191*	6,306	*25,898*	3,587	*10,924*	15,048	*56,756*
5,749	*16,958*	8,563	*30,023*	4,213	*11,527*	17,003	*59,985*
4,464	*17,674*	7,123	*33,435*	2,548	*9,801*	13,271	*65,394*
4,606	*20,615*	7,464	*36,657*	3,413	*13,182*	16,167	*75,269*
5,055	*22,159*	7,112	*35,031*	3,868	*15,770*	17,539	*80,787*
4,247	*21,885*	6,654	*35,344*	3,207	*13,859*	16,627	*80,180*
4,635	*13,139*	6,122	*20,498*	2,928	*9,038*	13,003	*47,718*
33,272	*126,621*	49,344	*216,906*	23,764	*84,101*	108,658	*466,089*
4,511	*15,751*	6,133	*26,040*	2,690	*9,253*	11,331	*54,442*
3,504	*15,611*	5,302	*26,299*	2,823	*10,670*	12,763	*59,212*
4,943	*20,619*	5,753	*26,988*	2,773	*11,148*	10,943	*49,518*
993	*8,948*	1,302	*12,250*	690	*4,784*	3,559	*24,322*
2,206	*9,074*	2,764	*14,413*	1,548	*7,198*	7,333	*37,934*
16,165	*70,003*	21,254	*106,990*	10,529	*43,063*	45,869	*225,428*
49,437	196,624	70,598	323,496	34,293	127,163	154,527	691,517
2,666	*14,774*	5,123	*33,820*	2,090	*9,587*	11,329	*68,360*
1,642	*6,250*	3,305	*16,785*	1,305	*4,497*	5,753	*27,482*
1,066	*9,434*	2,955	*19,250*	1,365	*5,685*	4,968	*30,368*
163	*750*	310	*1,786*	118	*451*	684	*3,187*
6,137	31,208	11,693	71,641	4,778	20,220	22,733	129,397
2,010	*8,436*	2,533	*13,768*	1,257	*5,941*	5,268	*23,976*
2,421	*9,334*	3,709	*17,049*	1,856	*7,499*	7,338	*34,036*
2,046	*9,662*	2,398	*12,671*	1,635	*7,043*	5,491	*28,901*
565	*2,476*	946	*4,528*	437	*1,844*	1,890	*9,161*
7,042	29,908	9,586	48,016	5,185	21,627	19,985	96,074
130,878	640,778	185,241	1,031,907	98,432	433,844	408,224	1,917,149
1,781	*5,806*	2,687	*9,344*	1,006	*2,908*	5,230	*13,854*
1,855	*7,280*	4,371	*23,870*	1,202	*4,764*	6,762	*37,196*
1,004	*2,941*	1,943	*6,708*	820	*2,648*	3,367	*14,493*
4,640	6,027	9,001	39,922	3,028	10,320	15,359	65,543
26	*64*	23	*94*	15	*43*	39	*119*

This content downloaded from
14.194.219.90 on Fri, 09 Feb 2024 06:46:19 +00:00
All use subject to https://about.jstor.org/terms

TABLE VIII.—Civil condition by religion

District.	Total Unmarried.			Age 0–4.		Age 5–9	
	Total.	Male.	Female.	Male.	Female.	Male.	Female.
1	2	3	4	5	6	7	8
Bardwan Division.							
Bardwan	379,791	252,066	*127,725*	66,111	*68,900*	69,063	*48,905*
Bankura	354,509	230,804	*123,705*	60,256	*63,849*	67,708	*49,145*
Birbhum	192,709	124,405	*68,304*	36,332	*38,729*	37,008	*25,953*
Midnapur	879,493	583,623	*295,870*	137,775	*145,764*	168,216	*123,507*
Hugli	298,932	201,994	*96,938*	52,635	*54,835*	54,889	*37,567*
Howrah	210,378	138,368	*72,010*	36,837	*39,142*	39,240	*29,801*
Total ...	2,315,812	1,531,260	*784,552*	389,946	*411,219*	436,124	*314,880*
Presidency Division.							
24-Parganas	433,667	281,673	*151,994*	82,348	*85,568*	81,681	*55,826*
Calcutta	117,350	83,528	*33,822*	16,495	*14,743*	15,442	*13,015*
Nadia	255,882	171,426	*84,456*	47,965	*49,422*	42,638	*30,528*
Jessor	281,762	189,376	*92,386*	48,594	*51,742*	48,224	*34,194*
Murshidabad	224,533	146,776	*77,757*	40,693	*43,138*	40,220	*30,094*
Khulna	226,924	148,670	*78,254*	41,072	*43,717*	41,602	*30,108*
Total ...	1,540,118	1,021,449	*518,669*	277,167	*288,330*	269,297	*193,765*
Rajshahi Division.							
Dinajpur	220,972	195,901	*125,071*	51,903	*55,031*	61,214	*51,726*
Rajshahi	103,832	68,823	*35,009*	17,342	*18,498*	17,926	*13,973*
Rangpur	304,688	199,955	*104,715*	48,129	*53,448*	54,311	*42,700*
Bogra	59,083	37,946	*21,137*	9,907	*10,801*	10,502	*8,863*
Pabna	137,280	89,414	*47,866*	23,909	*25,640*	22,548	*18,447*
Darjeeling	80,205	46,164	*34,041*	11,244	*11,389*	11,160	*10,390*
Jalpaiguri	204,805	126,213	*78,592*	31,549	*33,869*	33,510	*29,209*
Total ...	1,210,847	764,416	*446,431*	193,974	*208,676*	211,171	*175,308*
Dacca Division.							
Dacca	375,867	235,505	*140,362*	65,168	*68,234*	63,891	*57,551*
Faridpur	273,524	175,587	*97,937*	50,157	*53,194*	45,616	*36,881*
Bakharganj	268,367	172,656	*95,711*	44,553	*47,361*	43,936	*38,106*
Maimansingh	421,929	276,900	*145,029*	63,276	*68,403*	73,193	*62,854*
Total ...	1,339,687	860,648	*479,039*	223,154	*237,192*	226,636	*195,392*
Chittagong Division.							
Chittagong	133,608	85,562	*48,046*	22,296	*22,685*	22,207	*20,342*
Noakhali	106,859	67,282	*39,557*	18,202	*19,076*	18,487	*16,533*
Tippera	235,702	148,305	*87,397*	35,824	*39,038*	39,404	*37,666*
Total ...	476,149	301,149	*175,000*	76,322	*80,799*	80,188	*74,541*
TOTAL, BENGAL PROPER	6,882,613	4,478,922	2,403,691	1,160,563	1,226,216	1,223,416	953,886

This content downloaded from
14.194.219.90 on Fri, 09 Feb 2024 06:46:19 +00:00
All use subject to https://about.jstor.org/terms

AND AGE—PART B—HINDUS—(1) UNMARRIED.

PERIODS.

10—14.		15—19.		20—24.		25—29.	
Male.	Female.	Male.	Female.	Male.	Female.	Male.	Female.
9	10	10	12	13	14	15	16
55,003	8,173	31,043	805	12,850	247	8,107	193
52,780	9,188	28,744	693	10,350	177	5,554	206
26,135	3,021	12,754	244	4,826	96	3,145	73
135,862	21,432	79,428	2,192	35,004	821	15,308	600
45,451	3,875	24,050	195	11,273	98	6,372	112
31,792	2,612	16,991	166	7,138	65	3,300	64
347,033	48,301	193,010	4,295	81,441	1,504	41,846	1,248
58,477	6,758	28,599	784	13,606	469	7,080	419
16,613	3,690	12,812	646	9,502	389	5,258	380
35,707	3,846	23,752	224	10,115	97	4,953	74
41,815	5,356	24,136	335	11,840	163	7,014	155
30,739	3,839	19,308	236	7,823	113	3,741	94
31,253	3,691	16,527	224	8,386	147	4,957	115
214,603	27,180	125,134	2,449	61,281	1,378	33,003	1,237
33,335	13,393	22,068	2,853	11,028	846	9,219	517
13,459	2,191	8,607	137	4,923	50	3,227	55
33,641	6,317	22,480	733	15,642	449	12,655	324
6,908	1,239	4,123	93	2,552	43	1,885	36
18,049	2,782	10,517	226	5,514	108	3,696	143
9,507	7,292	6,561	3,254	3,679	973	2,229	408
23,285	11,293	14,242	2,472	9,850	811	7,311	397
138,184	44,507	88,598	9,768	53,188	3,280	40,222	1,880
51,100	13,165	27,772	502	12,383	201	6,739	200
32,139	6,925	20,424	301	8,994	162	4,620	113
35,934	9,073	23,138	350	12,018	184	6,236	162
53,267	11,461	33,895	735	20,434	327	15,752	310
172,440	40,624	105,229	1,888	53,829	874	33,338	785
17,397	4,408	11,792	250	5,523	116	2,210	41
13,348	3,556	8,696	108	4,283	58	2,026	46
31,873	9,683	19,375	400	10,597	133	5,651	104
62,618	17,647	39,863	758	20,403	307	9,887	191
941,878	176,259	551,834	19,158	270,142	7,343	168,896	5,341

This content downloaded from
14.194.219.90 on Fri, 09 Feb 2024 06:46:19 +00:00
All use subject to https://about.jstor.org/terms

TABLE VIII.—CIVIL CONDITION BY RELIGION

DISTRICT.	AGE					
	30—34.		35—39.		40—44.	
	Male.	Female.	Male.	Female.	Male.	Female.
	17	18	19	20	21	22
Bardwan Division.						
Bardwan	3,816	147	2,490	119	1,435	74
Bankura	2,261	160	1,225	92	741	82
Birbhum	1,486	50	1,059	39	586	39
Midnapur	5,989	507	2,593	313	1,635	290
Hugli	3,381	99	1,705	61	1,149	36
Howrah	1,491	57	669	33	472	19
Total	18,424	1,020	9,741	657	6,018	533
Presidency Division.						
24-Parganas	4,000	391	2,314	394	1,466	389
Calcutta	3,079	259	1,822	268	1,224	158
Nadia	2,239	65	1,296	53	1,018	47
Jessor	3,028	119	1,611	89	1,107	79
Murshidabad	1,471	79	906	53	749	50
Khulna	2,027	95	974	46	653	35
Total	15,844	1,001	8,921	896	6,217	758
Rajshahi Division.						
Dinajpur	3,631	257	1,790	159	819	106
Rajshahi	1,497	29	685	26	492	17
Rangpur	6,513	217	2,948	136	1,738	122
Bogra	937	25	466	15	284	7
Pabna	1,868	93	1,011	39	770	159
Darjeeling	917	164	413	55	236	67
Jalpaiguri	3,246	196	1,454	91	821	89
Total	18,609	981	8,767	521	5,160	567
Dacca Division.						
Dacca	2,887	140	1,728	82	1,234	96
Faridpur	2,152	109	1,193	65	1,029	66
Bakharganj	2,413	127	1,341	86	998	97
Maimansingh	7,226	237	3,912	151	2,409	145
Total	14,678	613	8,174	384	5,670	404
Chittagong Division.						
Chittagong	3,005	49	297	28	254	43
Noakhali	806	39	584	18	318	41
Tippera	2,151	101	1,028	78	721	60
Total	5,962	189	1,709	124	1,293	144
TOTAL, BENGAL PROPER	73,517	3,804	37,314	2,582	24,358	2,406

This content downloaded from
14.194.219.90 on Fri, 09 Feb 2024 06:46:19 +00:00
All use subject to https://about.jstor.org/terms

AND AGE—PART B—HINDUS—(1) UNMARRIED—*continued.*

PERIODS.

45—49.		50—54.		55—59.		60 AND OVER.	
Male.	Female.	Male.	Female.	Male.	Female.	Male.	Female.
23	24	25	26	27	28	29	30
844	40	473	42	350	26	481	54
492	29	284	31	167	21	232	32
381	15	264	15	163	10	266	25
556	110	536	161	185	40	476	133
474	15	293	19	101	9	221	17
140	10	133	10	57	9	108	22
2,887	219	1,983	278	1,023	115	1,784	283
705	248	478	220	303	109	616	419
451	84	372	80	186	64	278	46
600	20	448	24	254	14	441	42
596	43	483	32	312	16	607	70
360	22	306	12	188	8	273	26
373	23	264	19	155	8	337	26
3,085	440	2,351	387	1,398	219	2,546	629
349	40	255	47	77	23	213	73
241	6	186	9	62	...	176	18
608	67	650	89	136	18	504	102
134	3	109	5	31	...	108	7
490	84	443	49	145	55	454	41
82	10	66	18	11	1	59	20
332	32	293	45	67	13	262	75
2,236	242	2,002	255	529	110	1,776	336
806	40	682	54	319	91	805	76
656	25	635	31	256	25	716	40
581	37	554	43	266	17	688	68
1,158	96	920	71	411	38	1,047	201
3,201	198	2,791	199	1,252	101	3,256	385
129	15	192	24	67	15	193	30
175	13	217	23	93	10	247	36
447	31	402	36	170	15	572	52
751	59	811	83	330	40	1,012	118
12,160	1,158	9,038	1,202	4,532	585	10,374	1,751

This content downloaded from
14.194.219.90 on Fri, 09 Feb 2024 06:46:19 +00:00
All use subject to https://about.jstor.org/terms

TABLE VIII.—Civil condition by religion

District.	Total Unmarried.			Age 0—4.		Age 5—9.	
	Total.	Male.	Female.	Male.	Female.	Male.	Female.
1	2	3	4	5	6	7	8
Patna Division.							
Patna	502,320	293,355	*208,965*	89,800	*97,483*	92,637	*81,196*
Gaya	669,354	384,517	*284,837*	119,133	*132,261*	126,281	*109,210*
Shahabad	683,676	397,677	*285,999*	121,516	*131,205*	130,162	*111,596*
Darbhanga	596,163	352,176	*243,987*	148,267	*152,800*	111,021	*73,478*
Muzaffarpur	737,080	425,311	*311,769*	139,792	*151,547*	145,448	*118,060*
Saran	842,645	469,974	*372,671*	139,796	*156,792*	159,036	*146,507*
Champaran	584,396	333,774	*250,622*	96,361	*108,530*	111,662	*98,604*
Total ...	4,615,634	2,656,784	*1,958,850*	854,670	*930,528*	876,247	*738,651*
Bhagalpur Division.							
Bhagalpur	522,221	307,481	*214,740*	115,445	*122,843*	112,641	*76,259*
Monghyr	596,649	346,956	*249,693*	117,804	*129,447*	122,640	*94,169*
Purnea	417,240	254,235	*163,005*	71,132	*78,150*	86,045	*64,634*
Malda	169,334	103,792	*65,542*	29,455	*31,716*	31,427	*26,614*
Santal Parganas	348,648	199,200	*149,388*	68,256	*72,957*	69,100	*55,766*
Total ...	2,054,092	1,211,724	*842,368*	402,092	*435,113*	421,853	*317,442*
TOTAL, BIHAR ...	6,669,726	3,868,508	2,801,218	1,256,762	1,365,641	1,298,100	1,056,093
Orissa Division.							
Cuttack	822,425	482,789	*339,636*	117,290	*124,295*	133,368	*126,778*
Puri	404,622	238,445	*166,177*	54,141	*57,791*	65,579	*64,338*
Balasor	389,563	230,927	*158,636*	58,019	*61,812*	65,030	*59,601*
Angul	81,532	45,085	*36,447*	11,113	*11,871*	14,056	*13,821*
TOTAL, ORISSA ...	1,707,142	1,006,246	700,896	240,563	255,769	278,033	264,538
Chutia Nagpur Division.							
Hazaribagh	369,707	210,796	*158,911*	66,084	*73,418*	75,823	*62,246*
Lohardaga	415,312	229,081	*186,231*	71,929	*79,538*	79,589	*72,063*
Manbhum	403,323	237,555	*165,768*	68,886	*71,008*	81,342	*69,820*
Singhbhum	114,121	63,661	*50,460*	16,008	*16,360*	19,897	*18,584*
TOTAL, CHUTIA NAGPUR	1,302,463	741,093	561,370	223,507	240,324	256,651	222,713
TOTAL FOR BRITISH TERRITORY ...	10,560,944	10,094,769	6,466,175	2,881,395	3,087,950	3,056,200	2,487,230
Feudatory States.							
Kuch Bihar	173,465	114,177	*59,288*	27,903	*30,135*	30,234	*24,570*
Orissa Tributary States	717,130	400,833	*316,297*	98,270	*109,683*	123,397	*119,403*
Chutia Nagpur Tributary States	280,489	155,278	*125,211*	42,622	*46,600*	52,427	*48,205*
TOTAL FOR THE FEUDATORY STATES	1,171,084	670,288	500,796	168,795	186,418	206,058	192,178
British Subjects in French Chandranagar	928	701	*227*	114	*123*	126	*85*

This content downloaded from
14.194.219.90 on Fri, 09 Feb 2024 06:46:19 +00:00
All use subject to https://about.jstor.org/terms

AND AGE—PART B—HINDUS—(1) UNMARRIED—*continued.*

PERIODS.

10—14.		15—19.		20—24.		25—29.	
Male.	Female.	Male.	Female.	Male.	Female.	Male.	Female.
9	10	11	12	13	14	15	16
56,439	*25,030*	21,535	*2,812*	11,240	*782*	7,309	*406*
76,840	*34,953*	25,893	*4,131*	12,862	*1,194*	8,517	*825*
78,248	*37,224*	26,071	*3,419*	14,269	*746*	9,928	*588*
44,762	*14,444*	19,723	*1,490*	9,460	*456*	7,328	*330*
74,687	*34,856*	27,304	*4,713*	12,974	*877*	9,616	*519*
88,401	*58,454*	33,596	*7,632*	24,566	*1,294*	9,177	*630*
68,304	*35,486*	24,764	*5,255*	12,330	*1,126*	8,284	*566*
487,681	*240,447*	179,486	*29,452*	97,701	*6,475*	60,159	*3,864*
47,576	*13,116*	15,532	*1,346*	6,508	*354*	4,444	*242*
62,006	*21,787*	20,703	*2,386*	8,644	*560*	6,183	*371*
47,057	*15,996*	23,084	*2,560*	10,726	*635*	8,675	*401*
19,393	*6,161*	11,576	*630*	4,849	*116*	3,189	*90*
39,357	*16,810*	13,758	*2,592*	4,346	*510*	2,066	*264*
215,369	*73,870*	84,653	*9,514*	34,973	2,175	24,557	1,368
703,050	314,317	264,139	38,966	132,674	8,650	84,716	5,232
121,712	*74,733*	73,191	*10,998*	26,279	*766*	5,663	424
61,167	*37,811*	33,732	*4,753*	14,891	*387*	4,859	*208*
60,097	*31,469*	36,592	*4,617*	13,312	*356*	3,200	*168*
10,526	*7,142*	5,208	*2,627*	2,410	*581*	1,119	*165*
254,102	151,155	148,723	22,995	56,892	2,090	14,841	965
43,643	*19,404*	14,201	*2,529*	4,892	*500*	2,490	*267*
48,883	*27,461*	15,623	*4,142*	6,282	*1,083*	3,208	*639*
53,405	*20,582*	21,024	*2,745*	5,478	*436*	3,424	*351*
15,242	*9,564*	6,568	*3,190*	2,550	*1,117*	1,525	*521*
161,173	77,011	57,316	12,606	19,202	3,136	10,647	1,778
2,060,203	720,742	1,022,012	93,725	478,910	21,219	269,100	13,316
20,655	*3,780*	13,745	*311*	8,808	*120*	6,533	*85*
98,257	*63,770*	46,569	*16,037*	19,744	*2,888*	8,148	*1,396*
36,913	*23,098*	12,531	*4,674*	5,405	*1,165*	2,502	*519*
155,825	90,648	72,845	21,022	33,950	4,173	17,483	2,000
133	*14*	5	...	79	*1*	...	*3*

This content downloaded from
14.194.219.90 on Fri, 09 Feb 2024 06:46:19 +00:00
All use subject to https://about.jstor.org/terms

TABLE VIII.—CIVIL CONDITION BY RELIGION

DISTRICT.	AGE					
	30—34.		35—39.		40—44.	
	Male.	Female.	Male.	Female.	Male.	Female.
	17	18	19	20	21	22
Patna Division.						
Patna	4,910	*378*	3,032	*214*	2,504	*224*
Gaya	5,677	*737*	3,055	*382*	2,638	*447*
Shahabad	6,867	*499*	3,808	*216*	2,700	*185*
Darbhanga	4,536	*343*	2,507	*183*	1,809	*178*
Muzaffarpur	5,963	*368*	3,344	*184*	2,416	*219*
Saran	5,727	*469*	3,208	*295*	2,514	*247*
Champaran	4,962	*385*	2,519	*187*	1,868	*186*
Total ...	38,642	*3,179*	21,473	*1,661*	16,449	*1,686*
Bhagalpur Division.						
Bhagalpur	2,305	*204*	1,117	*95*	822	*93*
Monghyr	3,539	*306*	1,923	*167*	1,417	*170*
Purnea	3,634	*254*	1,725	*98*	929	*90*
Malda	1,880	*75*	719	*36*	541	*36*
Santal Parganas	971	*171*	500	*91*	361	*79*
Total ...	12,329	*1,010*	5,984	*487*	4,070	*468*
TOTAL, BIHAR ...	50,971	4,189	27,457	2,148	20,519	2,154
Orissa Division.						
Cuttack	2,123	*492*	981	*270*	876	*323*
Puri	1,831	*263*	653	*152*	646	*184*
Balasor	1,367	*172*	569	*114*	493	*112*
Angul	385	*82*	126	*41*	79	*41*
TOTAL, ORISSA ...	5,706	1,009	2,329	577	2,094	660
Chutia Nagpur Division.						
Hazaribagh	1,524	*227*	571	*83*	433	*102*
Lohardaga	1,789	*523*	698	*237*	520	*187*
Manbhum	1,476	*257*	954	*190*	587	*127*
Singhbhum	757	*374*	397	*170*	323	*181*
TOTAL, CHUTIA NAGPUR	5,546	1,381	2,620	680	1,863	597
TOTAL FOR BRITISH TERRITORY	135,740	10,383	69,720	5,987	48,834	5,817
Feudatory States.						
Kuch Bihar	2,953	*82*	1,424	*51*	878	*49*
Orissa Tributary States	3,351	*1,092*	1,220	*537*	964	*510*
Chutia Nagpur Tributary States	1,295	*359*	513	*178*	366	*171*
TOTAL FOR THE FEUDATORY STATES	7,599	1,533	3,157	766	2,208	730
British Subjects in French Chandranagar	39	...	18	...	21	...

This content downloaded from
14.194.219.90 on Fri, 09 Feb 2024 06:46:19 +00:00
All use subject to https://about.jstor.org/terms

AND AGE—PART B—HINDUS—(1) UNMARRIED—*concluded.*

PERIODS.

45—49.		50—54.		55—59.		60 AND OVER	
Male.	Female.	Male.	Female.	Male.	Female.	Male.	Female.
23	24	25	26	27	28	29	30
1,311	*101*	1,167	*123*	449	*61*	1,022	*155*
1,166	*170*	1,153	*221*	428	*89*	869	*217*
1,250	*78*	1,105	*96*	292	*29*	861	*125*
938	*79*	777	*93*	339	*38*	709	*75*
1,351	*111*	1,055	*114*	406	*58*	955	*143*
1,232	*101*	1,197	*121*	451	*48*	1,073	*171*
899	*78*	669	*75*	320	*36*	692	*108*
8,147	*718*	7,263	*843*	2,685	*359*	6,181	*994*
371	*37*	340	*59*	115	*20*	265	*72*
736	*89*	641	*106*	262	*38*	538	*97*
436	*53*	363	*61*	146	*15*	283	*58*
231	*20*	233	*17*	68	*11*	231	*20*
212	*36*	142	*40*	59	*12*	152	*60*
1,986	*235*	1,719	*283*	650	*96*	1,469	*307*
10,133	953	8,982	1,126	3,335	448	7,670	1,301
344	*113*	391	*139*	127	*42*	444	*220*
226	*59*	305	*97*	97	*21*	318	*113*
194	*36*	225	*77*	67	*16*	162	*86*
21	*16*	23	*22*	4	*6*	15	*32*
785	224	944	378	295	85	939	451
195	*30*	145	*42*	62	*25*	133	*38*
188	*79*	193	*97*	84	*49*	195	*133*
325	*79*	223	*60*	206	*31*	225	*82*
94	*87*	103	*73*	64	*93*	133	*146*
802	275	664	272	416	198	686	399
23,880	2,610	20,528	2,978	8,578	1,316	18,669	3,902
325	*93*	344	*33*	94	*6*	288	*43*
91	*187*	409	*312*	69	*87*	344	*395*
110	*44*	132	*79*	47	*26*	115	*93*
526	254	885	424	210	119	747	531
9	...	7	...	...	...	...	1

K

This content downloaded from
14.194.219.90 on Fri, 09 Feb 2024 06:46:19 +00:00
All use subject to https://about.jstor.org/terms

TABLE VIII.—Civil condition by religion

District.	Total Married.			Age 0—4.		Age 5—9.	
	Total.	Male.	Female.	Male.	Female.	Male.	Female.
1	2	3	4	5	6	7	8
Bardwan Division.							
Bardwan	516,650	259,523	*257,127*	94	*1,344*	657	*16,738*
Bankura	421,459	201,830	*219,629*	77	*1,563*	460	*14,913*
Birbhum	290,407	145,718	*144,689*	82	*666*	574	*9,411*
Midnapur	1,060,215	522,946	*537,269*	200	*1,413*	1,121	*32,830*
Hugli	397,505	204,449	*193,056*	68	*683*	203	*13,860*
Howrah	261,062	137,150	*123,912*	59	*269*	159	*7,091*
Total ...	2,947,298	1,471,616	*1,475,682*	580	*5,877*	3,174	*94,843*
Presidency Division.							
24-Parganas	565,040	305,259	*259,781*	284	*1,273*	1,077	*18,010*
Calcutta	258,594	191,883	*66,711*	69	*136*	381	*1,006*
Nadia	292,662	143,343	*149,319*	40	*411*	458	*7,898*
Jessor	309,193	150,999	*158,194*	104	*726*	808	*9,122*
Murshidabad	274,772	140,146	*134,626*	91	*431*	309	*7,744*
Khulna	257,770	135,092	*122,678*	93	*650*	552	*8,274*
Total ...	1,958,031	1,066,722	*891,309*	681	*3,627*	2,785	*52,054*
Rajshahi Division.							
Dinajpur	331,701	173,961	*157,740*	149	*504*	726	*4,894*
Rajshahi	121,534	66,296	*55,238*	51	*166*	199	*2,469*
Rangpur	321,889	173,212	*148,677*	100	*387*	395	*8,061*
Bogra	71,259	41,251	*29,988*	28	*77*	105	*1,371*
Pabna	154,560	80,678	*73,882*	51	*131*	143	*2,809*
Darjeeling	80,213	45,477	*34,736*	8	*19*	49	*141*
Jalpaiguri	193,711	103,905	*89,806*	93	*190*	214	*1,815*
Total ...	1,274,847	684,780	*590,067*	480	*1,474*	1,831	*21,560*
Dacca Division.							
Dacca	403,775	202,480	*201,295*	104	*431*	440	*6,855*
Faridpur	296,985	143,341	*153,644*	102	*533*	341	*7,700*
Bakharganj	300,695	155,966	*144,729*	111	*611*	483	*6,081*
Maimansingh	445,975	243,994	*201,981*	142	*421*	504	*7,984*
Total ...	1,447,430	745,781	*701,649*	459	*1,996*	1,768	*28,620*
Chittagong Division.							
Chittagong	117,027	53,741	*63,286*	18	*48*	58	*1,406*
Noakhali	104,372	52,341	*52,031*	35	*123*	86	*1,811*
Tippera	240,590	123,838	*116,752*	60	*175*	176	*2,866*
Total ...	461,989	229,920	*232,069*	113	*346*	320	*6,083*
TOTAL. BENGAL PROPER	8,089,595	4,198,819	3,890,776	2,313	13,319	9,878	203,160

This content downloaded from
14.194.219.90 on Fri, 09 Feb 2024 06:46:19 +00:00
All use subject to https://about.jstor.org/terms

AND AGE—PART B—HINDUS—(2) MARRIED.

PERIODS.

10—14.		15—19.		20—24.		25—29.	
Male.	Female.	Male.	Female.	Male.	Female.	Male.	Female.
9	10	11	12	13	14	15	16
4,750	38,435	10,840	45,335	27,622	38,137	42,735	40,474
3,586	30,908	14,552	38,103	21,404	31,877	32,203	34,805
3,699	20,443	11,465	24,225	15,773	21,021	24,027	23,949
7,229	79,585	28,693	98,138	57,275	89,739	82,804	84,254
1,919	33,258	9,616	33,009	21,554	30,749	32,628	28,339
1,442	21,764	7,510	22,152	15,965	20,439	22,943	17,940
22,625	224,393	88,676	260,962	59,583	231,962	237,340	229,761
7,089	39,693	19,737	45,492	33,955	41,381	48,056	38,875
3,086	7,423	10,806	10,281	25,754	11,063	32,922	10,568
1,364	23,568	6,340	26,759	13,272	22,925	20,213	21,953
1,058	25,628	6,894	29,991	12,863	25,087	22,525	24,214
2,018	20,477	8,093	24,553	14,585	21,033	22,465	20,759
3,008	20,490	8,446	24,524	13,271	19,473	22,401	18,218
18,523	137,279	60,522	161,609	112,940	140,962	168,582	134,567
3,026	14,758	8,174	26,075	12,742	24,687	27,708	31,969
1,000	7,655	3,121	10,314	6,130	10,227	10,662	9,467
1,803	20,236	6,264	26,312	13,332	25,641	25,950	26,743
632	4,009	1,944	5,610	3,692	5,558	6,525	5,096
849	11,263	3,270	13,455	7,115	12,357	11,960	11,689
403	1,175	2,134	4,172	6,051	6,745	8,321	7,019
1,008	7,160	3,702	13,892	9,041	16,600	16,598	17,781
8,901	66,256	28,609	99,830	58,103	101,815	107,724	109,754
3,189	30,074	11,103	40,655	20,553	34,344	30,976	30,919
2,656	25,328	8,115	29,734	14,106	25,150	22,059	22,982
2,571	19,704	7,918	29,019	15,555	25,296	24,540	22,870
2,765	31,207	10,754	40,139	21,911	34,583	39,671	34,530
11,181	106,313	37,890	139,547	72,125	119,373	117,246	111,301
284	8,895	1,708	13,517	5,431	12,388	8,319	9,608
614	7,315	2,288	10,834	5,092	9,450	7,782	8,126
1,201	15,600	5,237	24,233	11,557	21,236	19,282	19,462
2,099	31,810	9,233	48,584	22,080	43,083	35,383	37,196
63,329	566,051	224,930	710,525	424,831	637,195	666,275	622,579

This content downloaded from
14.194.219.90 on Fri, 09 Feb 2024 06:46:19 +00:00
All use subject to https://about.jstor.org/terms

TABLE VIII.—Civil condition by religion

AGE

District.	30—34.		35—39.		40—44.	
	Male.	Female.	Male.	Female.	Male.	Female.
	17	18	19	20	21	22
Bardwan Division.						
Bardwan	39,616	*28,713*	36,496	*19,566*	29,625	*13,584*
Bankura	28,703	*24,580*	27,045	*17,126*	22,324	*12,073*
Birbhum	20,140	*16,208*	19,973	*11,619*	15,181	*7,962*
Midnapur	84,624	*63,251*	68,330	*34,085*	70,404	*27,999*
Hugli	33,705	*21,616*	27,750	*12,360*	27,978	*9,921*
Howrah	22,826	*13,594*	16,649	*7,859*	17,420	*6,288*
Total ...	231,734	*169,962*	196,223	*102,715*	183,132	*77,827*
Presidency Division.						
24-Parganas	47,744	*29,034*	38,848	*16,801*	35,701	*12,939*
Calcutta	34,930	*9,629*	23,295	*5,613*	24,788	*4,754*
Nadia	21,224	*17,093*	20,029	*10,828*	18,954	*8,964*
Jessor	23,278	*17,593*	21,100	*10,159*	19,111	*7,811*
Murshidabad	21,282	*15,191*	18,706	*9,295*	16,894	*7,596*
Khulna	21,173	*12,548*	17,216	*6,968*	15,045	*5,491*
Total ...	169,631	*101,088*	139,284	*59,664*	130,493	*47,555*
Rajshahi Division.						
Dinajpur	27,551	*22,470*	26,894	*13,456*	23,202	*9,630*
Rajshahi	11,954	*6,736*	8,889	*3,173*	8,851	*2,766*
Rangpur	29,267	*18,868*	25,620	*9,519*	25,193	*7,175*
Bogra	7,330	*3,693*	5,828	*1,870*	5,518	*1,494*
Pabna	12,019	*8,847*	11,323	*5,070*	10,552	*4,021*
Darjeeling	8,198	*5,686*	5,955	*3,269*	5,649	*3,018*
Jalpaiguri	17,681	*13,440*	14,673	*7,094*	14,438	*6,172*
Total ...	114,000	*79,740*	100,181	*43,450*	93,403	*34,276*
Dacca Division.						
Dacca	30,751	*22,148*	27,627	*13,944*	23,851	*10,545*
Faridpur	22,578	*16,936*	18,173	*9,497*	17,021	*7,969*
Bakharganj	23,852	*15,812*	20,666	*9,983*	17,684	*7,330*
Maimansingh	40,182	*22,344*	36,799	*13,007*	30,418	*9,006*
Total ...	117,363	*76,940*	103,265	*46,361*	88,974	*34,850*
Chittagong Division.						
Chittagong	6,568	*7,759*	6,729	*3,318*	7,452	*3,272*
Noakhali	7,806	*5,733*	6,859	*3,489*	6,446	*2,567*
Tippera	18,625	*13,344*	17,842	*8,491*	15,230	*5,925*
Total ...	32,999	*26,829*	31,430	*15,291*	29,128	*11,764*
TOTAL, BENGAL PROPER	666,727	454,559	570,383	267,482	525,130	206,272

This content downloaded from
14.194.219.90 on Fri, 09 Feb 2024 06:46:19 +00:00
All use subject to https://about.jstor.org/terms

AND AGE—PART B—HINDUS—(2) MARRIED—*continued.*

PERIODS.

45—49.		50—54.		55—59.		60 AND OVER.	
Male.	Female.	Male.	Female.	Male.	Female.	Male.	Female.
23	24	25	26	27	28	29	30
21,166	6,690	14,667	3,871	10,673	2,080	14,482	2,060
17,115	5,093	13,285	4,228	7,991	1,604	12,035	1,856
11,423	4,086	8,964	2,669	5,425	1,170	8,993	1,260
33,526	8,193	38,571	9,000	14,377	2,457	34,702	4,326
15,154	3,709	14,008	3,184	6,911	1,040	12,915	1,328
8,323	2,301	8,973	2,267	4,481	853	10,400	1,155
105,706	30,972	98,468	25,219	49,858	9,204	94,517	11,985
21,178	5,636	18,481	4,662	10,922	2,389	23,187	3,696
10,968	2,099	11,700	2,116	4,749	815	8,435	1,208
12,009	3,391	11,226	2,970	6,276	1,168	12,038	1,391
12,486	3,103	10,801	2,429	6,233	1,014	13,398	1,317
10,143	3,017	9,618	2,502	4,974	876	10,573	1,170
9,840	2,304	8,845	1,883	4,483	708	10,719	1,147
76,623	19,550	70,671	16,562	37,637	6,970	78,350	9,829
13,762	3,457	12,361	3,123	4,624	916	13,042	1,803
4,408	894	4,713	760	1,622	220	4,696	391
12,866	2,113	14,040	2,189	4,148	415	13,234	1,018
2,888	462	2,941	454	918	94	2,902	210
5,943	1,474	6,257	1,332	3,739	397	7,458	1,037
2,466	1,033	2,613	1,173	770	324	2,770	962
7,330	1,809	8,161	2,129	3,327	510	7,549	1,221
49,663	11,233	51,086	11,159	19,148	2,876	51,651	6,641
15,681	4,686	14,127	3,609	6,573	1,162	17,505	1,930
10,085	3,166	10,935	2,664	4,265	705	12,905	1,350
1,856	3,456	11,752	2,717	5,779	911	13,199	1,239
17,819	3,579	16,501	2,679	7,198	869	19,330	1,633
55,441	14,887	53,315	11,669	23,815	3,647	62,939	6,152
4,738	1,215	4,988	1,156	2,072	303	5,376	408
4,404	1,119	4,374	962	2,055	221	4,460	280
10,319	2,389	9,425	1,810	4,098	492	10,786	729
19,521	4,723	18,787	3,928	8,205	1,016	20,622	1,417
308,954	81,367	292,327	6,530	138,663	23,713	308,079	26,024

This content downloaded from
14.194.219.90 on Fri, 09 Feb 2024 06:46:19 +00:00
All use subject to https://about.jstor.org/terms

TABLE VIII.—CIVIL CONDITION BY RELIGION

DISTRICT.	TOTAL MARRIED.			AGE 0–4.		AGE 5–9.	
	Total.	Male.	Female.	Male.	Female.	Male.	Female.
1	2	3	4	5	6	7	8
Patna Division.							
Patna	864,303	431,775	*432,528*	1,654	*2,799*	13,192	*23,081*
Gaya	1,005,647	497,200	*508,447*	1,815	*3,954*	14,760	*25,940*
Shahabad	980,559	472,937	*507,622*	1,658	*2,782*	14,251	*23,353*
Darbhanga	1,586,501	791,672	*794,829*	7,225	*15,230*	77,885	*107,855*
Muzaffarpur	1,367,041	663,944	*703,097*	3,953	*7,505*	38,203	*60,187*
Saran	1,078,049	488,688	*589,361*	637	*1,300*	8,437	*16,179*
Champaran	840,950	424,693	*416,257*	509	*1,264*	8,504	*17,995*
Total ...	7,723,050	3,771,909	*3,951,141*	17,451	*34,834*	175,241	*273,589*
Bhagalpur Division.							
Bhagalpur	1,066,495	535,750	*530,745*	2,315	*6,686*	34,668	*65,074*
Monghyr	1,039,149	507,648	*531,501*	1,693	*4,588*	20,567	*44,271*
Purnea	561,181	292,556	*268,625*	314	*1,634*	4,485	*20,123*
Malda	176,922	91,712	*85,210*	46	*250*	494	*3,552*
Santal Parganas	461,212	229,716	*231,496*	367	*1,283*	4,298	*13,462*
Total ...	3,304,959	1,657,382	*1,647,577*	4,735	*14,441*	64,452	*146,482*
TOTAL, BIHAR ...	11,028,009	5,429,291	5,598,718	22,186	49,275	239,693	420,071
Orissa Division.							
Cuttack	832,232	400,886	*431,346*	144	*226*	461	*3,430*
Puri	417,387	208,805	*208,582*	103	*118*	155	*930*
Balasor	438,435	211,734	*226,701*	147	*256*	545	*4,128*
Angul	74,641	37,905	*36,736*	40	*62*	171	*647*
TOTAL, ORISSA ...	1,762,695	859,330	903,365	434	662	1,332	9,135
Chutia Nagpur Division.							
Hazaribagh	487,880	236,439	*251,441*	679	*2,281*	8,238	*12,312*
Lohardaga	435,815	216,890	*218,925*	331	*797*	3,757	*8,109*
Manbhum	462,708	226,497	*236,211*	204	*1,155*	2,689	*12,822*
Singhbhum	97,364	49,211	*48,153*	84	*172*	298	*1,197*
TOTAL, CHUTIA NAGPUR	1,483,767	729,037	754,730	1,298	4,405	14,971	41,440
TOTAL FOR BRITISH TERRITORY	22,364,066	11,216,477	11,147,589	28,231	67,661	295,874	673,806
Feudatory States.							
Kuch Bihar	161,385	83,474	*77,911*	49	*339*	162	*5,186*
Orissa Tributary States	671,077	340,527	*330,550*	285	*411*	1,106	*4,560*
Chutia Nagpur Tributary States	250,732	127,555	*123,177*	115	*165*	628	*1,525*
TOTAL FOR THE FEUDATORY STATES	1,083,194	551,556	531,638	449	815	1,896	11,271
British Subjects in French Chandranagar	2,269	1,502	*767*	...	...	3	*28*

This content downloaded from
14.194.219.90 on Fri, 09 Feb 2024 06:46:19 +00:00
All use subject to https://about.jstor.org/terms

AND AGE—PART B—HINDUS—(2) MARRIED—*continued.*

PERIODS.

10—14.		15—19.		20—24.		25—29.	
Male.	Female.	Male.	Female.	Male.	Female.	Male.	Female.
9	10	11	12	13	14	15	16
34,072	*50,561*	37,992	*50,604*	47,461	*60,811*	54,895	*61,644*
40,104	*61,909*	43,273	*60,521*	53,340	*72,120*	64,094	*73,516*
44,037	*61,064*	44,719	*61,079*	53,918	*75,983*	61,664	*77,034*
93,468	*97,961*	70,028	*82,735*	62,269	*89,049*	87,052	*106,473*
71,584	*84,214*	60,287	*74,543*	60,474	*86,663*	75,298	*95,435*
34,440	*53,231*	42,580	*64,797*	49,745	*83,572*	60,896	*91,429*
27,996	*41,277*	33,215	*43,048*	43,693	*58,170*	57,962	*64,779*
345,681	*450,217*	332,094	*438,220*	370,900	*527,268*	461,861	*570,310*
55,691	*71,606*	48,798	*60,533*	48,025	*66,085*	71,540	*77,360*
47,881	*69,416*	46,719	*60,709*	45,617	*65,749*	63,099	*74,831*
13,985	*31,219*	20,416	*37,345*	22,975	*37,218*	45,344	*48,715*
2,139	*10,510*	5,770	*16,486*	9,863	*13,845*	15,415	*15,493*
14,278	*28,545*	22,696	*34,183*	27,558	*34,866*	33,278	*34,591*
133,954	*211,296*	144,399	*209,256*	153,738	*217,763*	228,676	*250,990*
479,635	661,508	476,493	647,476	523,638	745,031	690,537	821,300
4,241	*36,622*	21,471	*78,053*	49,088	*71,658*	53,542	*60,326*
1,317	*17,275*	9,138	*33,544*	23,367	*34,089*	28,493	*32,790*
3,735	*24,256*	14,047	*43,955*	27,478	*38,749*	28,547	*29,885*
870	*2,950*	2,227	*4,965*	3,920	*5,898*	6,285	*6,424*
10,163	81,103	46,883	160,518	103,853	150,987	117,317	129,419
20,747	*34,763*	21,692	*30,589*	23,223	*33,485*	29,866	*37,691*
14,122	*22,942*	17,431	*26,033*	22,803	*33,456*	31,318	*36,785*
11,566	*28,778*	24,496	*40,482*	20,810	*30,287*	32,784	*37,583*
1,325	*3,407*	3,177	*6,390*	4,944	*7,629*	7,230	*8,488*
47,760	89,890	66,856	103,484	71,780	104,857	101,198	120,544
600,687	1,398,550	815,162	1,622,001	1,124,102	1,638,070	1,575,327	1,693,842
809	*10,519*	2,954	*14,809*	6,383	*13,185*	12,303	*13,451*
6,625	*23,895*	19,421	*47,897*	35,566	*54,869*	53,369	*57,199*
4,352	*8,093*	8,051	*14 671*	13,210	*20,641*	19,856	*22,023*
11,786	42,507	30,426	77,376	55,159	88,695	85,468	92,673
10	*141*	60	*130*	181	*118*	244	*124*

This content downloaded from
14.194.219.90 on Fri, 09 Feb 2024 06:46:19 +00:00
All use subject to https://about.jstor.org/terms

TABLE VIII.—Civil condition by religion

District.	AGE					
	30—34.		35—39.		40—44.	
	Male.	Female.	Male.	Female.	Male.	Female.
	17	18	19	20	21	23
Patna Division.						
Patna	55,076	*56,015*	41,095	*38,875*	45,291	*35,160*
Gaya	67,387	*67,607*	49,575	*46,154*	53,592	*39,813*
Shahabad	63,480	*69,947*	47,547	*46,665*	48,125	*37,872*
Darbhanga	95,799	*93,856*	70,958	*67,279*	75,006	*53,331*
Muzaffarpur	79,157	*86,092*	62,703	*65,543*	62,941	*52,782*
Saran	64,050	*87,940*	52,447	*62,918*	51,503	*51,576*
Champaran	61,231	*60,201*	48,787	*42,672*	45,611	*33,720*
Total	487,180	*521,658*	373,712	*369,406*	382,159	*304,263*
Bhagalpur Division.						
Bhagalpur	73,398	*66,035*	52,336	*41,244*	53,093	*32,946*
Monghyr	64,584	*66,766*	48,427	*46,770*	52,671	*40,853*
Purnea	45,332	*38,445*	39,547	*22,064*	34,255	*15,840*
Malda	13,935	*10,132*	12,658	*6,013*	10,739	*4,442*
Santal Parganas	30,605	*30,120*	23,534	*19,643*	24,402	*14,427*
Total	227,854	*211,498*	176,502	*135,733*	175,160	*108,508*
TOTAL, BIHAR	715,034	733,156	550,214	505,139	557,319	412,771
Orissa Division.						
Cuttack	62,167	*63,998*	48,656	*37,988*	56,893	*39,474*
Puri	35,072	*33,264*	25,998	*18,473*	29,745	*19,385*
Balasor	32,724	*31,281*	25,060	*18,261*	29,547	*19,508*
Angul	5,986	*5,840*	5,240	*3,674*	4,745	*2,813*
TOTAL, ORISSA	135,949	134,381	104,994	78,396	120,930	81,180
Chutia Nagpur Division.						
Hazaribagh	33,605	*33,699*	26,471	*22,608*	24,773	*17,256*
Lohardaga	35,579	*32,512*	25,080	*21,036*	24,719	*16,431*
Manbhum	29,366	*28,397*	30,428	*21,093*	22,171	*14,636*
Singhbhum	7,826	*7,596*	6,524	*4,489*	6,090	*3,726*
TOTAL, CHUTIA NAGPUR	106,376	102,204	88,503	69,228	77,753	52,049
TOTAL FOR BRITISH TERRITORY	1,623,086	1,424,300	1,314,094	920,243	1,281,132	752,272
Feudatory States.						
Kuch Bihar	13,081	*9,088*	12,219	*4,503*	11,829	*3,726*
Orissa Tributary States	59,487	*55,262*	40,459	*29,491*	49,824	*28,635*
Chutia Nagpur Tributary States	22,083	*20,421*	14,760	*12,302*	19,043	*11,249*
TOTAL FOR THE FEUDATORY STATES	94,651	84,771	67,438	46,296	80,696	43,610
British Subjects in French Chandranagar	290	*98*	179	*48*	254	*42*

This content downloaded from
14.194.219.90 on Fri, 09 Feb 2024 06:46:19 +00:00
All use subject to https://about.jstor.org/terms

AND AGE—PART B—HINDUS—(2) MARRIED—*concluded.*

PERIODS.

45—49.		50—54.		55—59.		60 AND OVER.	
Male.	Female.	Male.	Female.	Male.	Female.	Male.	Female.
23	24	25	26	27	28	29	30
27,098	*18,583*	28,994	*15,729*	12,983	*7,419*	30,466	*11,247*
30,559	*21,028*	33,717	*17,260*	13,119	*7,807*	31,856	*10,818*
25,604	*18,796*	29,738	*16,162*	9,253	*7,104*	28,853	*10,789*
43,949	*32,345*	48,225	*21,469*	17,758	*12,443*	42,050	*13,903*
42,073	*33,650*	43,781	*24,308*	19,443	*14,249*	45,067	*16,926*
33,300	*28,039*	35,679	*22,520*	14,394	*10,059*	40,490	*16,501*
28,554	*19,680*	28,389	*14,547*	11,050	*7,689*	28,492	*10,306*
231,227	*172,121*	248,523	*131,995*	98,000	*66,770*	247,274	*90,490*
29,183	*17,149*	30,051	*12,659*	10,691	*6,031*	25,961	*7,337*
33,906	*22,689*	35,277	*17,070*	14,257	*8,219*	32,370	*9,570*
22,304	*6,498*	18,854	*4,847*	7,425	*1,620*	17,230	*3,064*
6,499	*1,652*	6,063	*1,522*	2,332	*414*	7,119	*899*
14,206	*7,269*	12,817	*5,775*	6,338	*3,083*	15,339	*4,258*
106,188	*55,250*	103,062	*41,873*	41,043	*19,366*	98,019	*25,128*
337,415	227,371	351,585	173,868	140,249	86,136	345,293	115,618
27,541	*13,061*	33,107	*15,596*	11,088	*3,978*	32,447	*6,945*
14,579	*6,343*	19,441	*7,753*	6,144	*1,713*	14,893	*2,313*
13,906	*5,945*	17,216	*6,477*	5,539	*1,646*	13,243	*2,354*
2,083	*1,166*	2,887	*1,189*	841	*370*	2,610	*738*
58,109	26,515	72,651	31,014	23,612	7,707	63,103	12,350
15,533	*8,300*	14,521	*6,122*	5,845	*2,543*	11,256	*2,792*
11,965	*7,489*	12,372	*6,236*	5,314	*3,182*	12,039	*3,927*
16,037	*7,939*	14,136	*6,303*	6,053	*2,820*	14,858	*3,916*
3,213	*1,555*	3,502	*1,691*	1,307	*638*	3,691	*1,178*
46,748	25,283	44,531	20,352	18,419	9,183	41,844	11,813
749,226	360,536	761,094	293,764	321,943	126,739	758,319	175,805
6,424	*1,128*	7,038	*1,230*	2,314	*231*	7,909	*617*
18,837	*9,693*	28,048	*11,050*	6,610	*3,027*	20,950	*4,563*
6,232	*3,637*	8,856	*4,160*	2,792	*1,740*	7,577	*2,550*
31,493	14,457	43,942	16,440	11,716	4,998	36,436	7,729
97	*16*	77	*10*	35	*5*	72	*7*

This content downloaded from
14.194.219.90 on Fri, 09 Feb 2024 06:46:19 +00:00
All use subject to https://about.jstor.org/terms

TABLE VIII.—CIVIL CONDITION BY RELIGION

DISTRICT.	TOTAL WIDOWED.			AGE			
				0—4.		5—9.	
	Total.	Male.	Female.	Male.	Female.	Male.	Female.
1	2	3	4	5	6	7	8
Bardwan Division.							
Bardwan	221,304	35,152	*186,152*	6	*83*	26	*617*
Bankura	144,421	19,529	*124,892*	...	*37*	15	*398*
Birbhum	110,083	18,979	*91,104*	5	*35*	16	*243*
Midnapur	381,825	49,247	*332,578*	12	*118*	39	*1,053*
Hugli	184,682	29,696	*154,986*	1	*30*	5	*400*
Howrah	94,613	11,889	*82,724*	5	*10*	6	*201*
Total ...	1,137,128	164,692	*972,436*	29	*322*	107	*2,812*
Presidency Division.							
24-Parganas	189,097	33,022	*156,075*	695	*855*	756	*1,227*
Calcutta	68,801	12,605	*56,296*	8	*17*	38	*124*
Nadia	140,733	19,409	*121,324*	7	*53*	9	*203*
Jessor	146,773	22,186	*124,587*	14	*131*	36	*479*
Murshidabad	120,887	16,539	*104,348*	6	*34*	19	*214*
Khulna	87,987	16,294	*71,693*	4	*76*	22	*335*
Total ...	754,378	120,055	*634,323*	734	*1,166*	880	*2,582*
Rajshahi Division.							
Dinajpur	87,810	18,791	*69,019*	7	*64*	44	*211*
Rajshahi	53,584	8,255	*45,329*	4	*39*	12	*107*
Rangpur	141,716	23,527	*118,189*	12	*157*	47	*510*
Bogra	23,990	4,636	*19,354*	3	*23*	8	*60*
Pabna	70,283	9,593	*60,690*	8	*34*	10	*127*
Darjeeling	10,753	3,235	*7,518*	2	*3*	3	*3*
Jalpaiguri	51,044	11,857	*39,187*	6	*32*	9	*106*
Total ...	439,180	79,894	*359,286*	42	*350*	133	*1,124*
Dacca Division.							
Dacca	156,181	22,699	*133,482*	7	*73*	23	*211*
Faridpur	127,230	19,432	*107,798*	6	*110*	1	*331*
Bakharganj	111,452	20,530	*90,922*	4	*95*	37	*264*
Maimansing	177,812	27,681	*150,131*	51	*121*	28	*381*
Total ...	572,675	90,342	*482,333*	68	*399*	107	*1,187*
Chittagong Division.							
Chittagong	51,716	6,388	*45,328*	...	*23*	2	*60*
Noakhali	36,935	6,501	*30,434*	3	*30*	10	*65*
Tippera	80,898	11,984	*68,914*	3	*58*	7	*134*
Total ...	169,549	24,873	*144,676*	6	*111*	19	*259*
TOTAL, BENGAL PROPER	3,072,910	479,856	2,593,054	879	2,348	1,246	7,964

This content downloaded from
14.194.219.90 on Fri, 09 Feb 2024 06:46:19 +00:00
All use subject to https://about.jstor.org/terms

AND AGE—PART B—HINDUS—(3) WIDOWED.

PERIODS.

10—14,		15—19,		20—24.		25—29.	
Male.	Female.	Male.	Female.	Male.	Female.	Male.	Female.
9	10	11	12	13	14	15	16
120	2,025	346	5,403	682	7,895	1,655	14,300
5	1,571	251	4,307	438	5,931	1,004	9,683
105	789	279	2,347	485	3,533	1,172	6,876
173	4,586	580	11,226	1,336	19,499	2,555	27,980
55	1,935	179	4,267	492	7,930	1,125	13,007
30	1,039	99	2,688	308	4,507	551	6,998
538	11,945	1,734	30,238	3,741	49,295	8,062	78,844
723	2,492	854	6,046	1,190	8,601	1,910	13,526
119	513	317	1,508	592	3,169	943	5,640
37	1,251	155	3,810	378	5,140	751	7,873
104	1,933	304	4,734	625	6,918	1,118	10,218
50	936	203	2,918	371	4,533	800	7,216
98	1,193	205	2,863	447	4,103	881	6,674
1,130	8,318	2,038	31,878	3,503	31,764	6,403	51,146
108	647	253	1,597	507	2,687	1,459	5,144
39	472	125	1,427	260	2,543	563	3,944
75	1,453	198	3,857	481	6,287	1,312	11,018
20	210	57	573	132	1,030	308	1,644
29	510	110	1,557	244	2,688	517	4,454
19	30	53	152	124	298	313	473
38	366	112	949	352	1,871	858	3,266
328	3,687	908	10,112	2,100	17,404	5,330	29,943
86	1,182	212	3,533	469	5,770	1,010	9,645
91	1,942	243	3,362	450	5,123	918	8,398
126	818	277	2,450	547	4,418	1,017	7,464
141	1,631	316	4,542	628	7,142	1,517	12,638
444	4,873	1,048	13,887	2,094	22,453	4,462	38,145
7	336	23	1,140	88	2,191	183	3,175
25	223	42	685	108	1,351	334	2,178
22	481	82	1,715	202	2,990	489	5,083
54	1,040	146	3,540	398	6,532	906	10,436
2,494	29,863	5,874	79,655	11,836	127,448	25,163	208,513

This content downloaded from
14.194.219.90 on Fri, 09 Feb 2024 06:46:19 +00:00
All use subject to https://about.jstor.org/terms

TABLE VIII.—Civil condition by religion

District.	AGE 30—34.		35—39.		40—44.	
	Male.	Female.	Male.	Female.	Male.	Female.
	17	18	19	20	21	22
Bardwan Division.						
Bardwan	2,451	17,637	3,635	20,150	4,630	24,529
Bankura	1,389	11,597	1,855	12,737	2,431	15,748
Birbhum	1,448	7,949	2,111	9,759	2,390	11,612
Midnapur	4,018	37,484	4,569	32,864	7,464	49,248
Hugli	1,912	16,829	2,540	15,750	4,478	22,339
Howrah	856	8,825	969	7,987	1,587	11,096
Total	12,074	100,321	15,619	99,247	22,980	134,572
Presidency Division.						
24-Parganas	2,343	16,416	2,383	15,125	3,837	20,123
Calcutta	1,318	7,591	1,187	5,900	2,041	8,898
Nadia	1,140	10,669	1,458	11,564	2,403	16,495
Jessor	1,435	12,634	1,759	12,346	3,639	16,280
Murshidabad	1,694	9,616	1,387	10,114	1,946	14,039
Khulna	1,171	7,530	1,309	6,802	1,780	8,761
Total	8,501	64,456	9,483	61,851	14,646	84,589
Rajshahi Division.						
Dinajpur	1,849	6,558	2,310	6,974	2,618	9,981
Rajshahi	852	5,396	753	4,246	1,126	6,676
Rangpur	2,669	14,071	2,589	12,368	3,510	17,558
Bogra	442	2,094	470	2,006	619	2,716
Pabna	742	5,913	780	5,893	1,108	8,056
Darjeeling	394	714	386	611	450	1,252
Jalpaiguri	1,124	4,116	1,247	3,804	1,676	5,749
Total	7,472	38,862	8,535	35,902	11,107	51,988
Dacca Division.						
Dacca	1,358	12,449	1,745	13,227	2,431	17,211
Faridpur	1,162	11,195	1,226	9,952	2,118	14,139
Bakharganj	1,337	8,948	1,663	8,986	2,161	11,100
Maimansing	2,202	15,393	2,808	15,991	3,355	20,153
Total	6,059	47,985	7,382	48,156	10,065	62,603
Chittagong Division.						
Chittagong	1,158	4,899	332	3,581	663	6,349
Noakhali	333	2,901	402	2,890	637	4,054
Tippera	708	6,707	927	7,242	1,191	9,484
Total	2,199	14,507	1,661	13,713	2,496	19,887
TOTAL, BENGAL PROPER	36,305	268,131	42,680	258,869	61,294	353,639

This content downloaded from
14.194.219.90 on Fri, 09 Feb 2024 06:46:19 +00:00
All use subject to https://about.jstor.org/terms

AND AGE—PART B—HINDUS—(3) WIDOWED—*continued.*

PERIODS.

45—49.		50—54.		55—59.		60 AND OVER.	
Male.	Female.	Male.	Female.	Male.	Female.	Male.	Female.
23	24	25	26	27	28	29	30
4,561	20,329	4,286	19,807	4,262	16,993	8,492	36,484
2,380	13,130	2,613	14,643	2,020	10,100	5,078	25,010
2,305	10,143	2,299	10,945	1,846	7,641	4,458	19,932
4,587	25,388	7,592	42,658	3,470	16,488	12,852	63,986
3,456	13,844	4,623	18,716	2,896	10,445	8,134	29,494
1,032	6,439	1,474	9,245	1,009	5,246	4,023	18,434
18,381	89,273	22,887	116,014	15,503	66,913	43,037	192,640
3,095	13,112	3,566	16,654	2,734	10,027	8,936	31,871
1,173	4,420	1,766	6,527	854	2,945	2,250	9,044
2,070	11,606	2,762	15,265	2,095	9,142	6,144	28,254
2,249	10,748	2,833	14,162	2,062	8,272	7,108	26,432
1,783	9,648	2,260	13,132	1,509	7,480	5,112	24,475
1,589	5,992	2,034	8,029	1,380	4,139	5,374	15,197
11,959	55,526	15,221	73,769	10,633	42,005	34,924	135,273
2,042	6,993	2,238	9,333	1,123	4,025	4,233	14,805
724	3,663	1,134	5,636	486	2,095	2,177	9,085
2,304	9,606	3,471	15,390	1,331	4,504	6,128	21,411
449	1,605	623	2,474	222	759	1,283	4,161
905	5,478	1,302	7,571	702	3,430	3,136	14,979
257	600	421	983	97	328	716	2,073
1,061	3,135	1,633	5,073	622	1,694	3,119	9,026
7,742	31,080	10,822	46,459	4,583	16,835	20,792	75,540
2,359	12,574	3,245	16,686	1,640	7,629	8,114	33,992
1,755	8,924	2,929	13,909	1,468	5,385	7,047	25,728
1,936	8,032	2,827	11,454	1,762	5,776	6,696	21,117
2,742	13,411	3,573	17,591	2,025	7,744	8,295	33,393
8,792	42,941	12,574	59,640	6,895	26,534	30,352	113,530
587	3,918	1,045	6,612	574	2,538	1,723	10,506
587	2,731	1,078	4,418	582	1,594	2,460	7,314
1,219	6,685	1,776	9,169	996	3,729	4,362	15,438
2,393	13,334	3,899	20,199	2,152	7,861	8,544	33,958
49,267	232,154	65,403	316,081	39,766	160,148	137,649	560,241

This content downloaded from
14.194.219.90 on Fri, 09 Feb 2024 06:46:19 +00:00
All use subject to https://about.jstor.org/terms

TABLE VIII.—CIVIL CONDITION BY RELIGION

DISTRICT.	TOTAL WIDOWED.			AGE			
				0—4.		5—9.	
	Total.	Male.	Female.	Male.	Female.	Male.	Female.
1	2	3	4	5	6	7	8
Patna Division.							
Patna	198,186	47,496	*150,690*	61	*113*	351	*660*
Gaya	236,253	63,247	*173,006*	143	*146*	495	*828*
Shahabad	249,892	52,622	*197,270*	31	*73*	414	*580*
Darbhanga	279,644	63,504	*216,140*	360	*678*	3,235	*5,124*
Muzaffarpur	273,785	58,482	*215,303*	130	*246*	1,307	*2,385*
Saran	255,419	44,482	*210,937*	13	*77*	118	*304*
Champaran	164,698	43,908	*120,790*	24	*44*	225	*455*
Total ...	1,657,877	373,741	*1,284,136*	762	*1,377*	6,205	*10,336*
Bhagalpur Division.							
Bhagalpur	222,693	52,633	*170,060*	148	*319*	1,309	*2,886*
Monghyr	203,367	41,467	*161,900*	71	*162*	888	*1,735*
Purnea	160,317	37,054	*123,263*	32	*101*	280	*1,060*
Malda	62,697	8,803	*54,094*	19	*41*	50	*199*
Santal Parganas	90,960	16,113	*74,847*	11	*59*	176	*508*
Total ...	740,234	156,070	*584,164*	281	*675*	2,793	*6,388*
TOTL, BIHAR ...	2,398,111	529,811	1,868,300	1,043	2,052	8,998	16,724
Orissa Division.							
Cuttack	227,299	30,847	*196,452*	2	*33*	6	*125*
Puri	105,509	18,552	*86,957*	1	*4*	4	*26*
Balasor	132,299	17,193	*115,106*	5	*25*	13	*132*
Angul	13,328	2,455	*10,873*	...	*4*	5	*13*
TOTAL, ORISSA ...	478,435	69,047	409,388	8	66	28	296
Chutia Nagpur Division.							
Hazaribagh	102,606	19,179	*83,427*	23	*69*	226	*732*
Lohardaga	90,257	20,726	*69,531*	32	*57*	167	*283*
Manbhum	106,479	18,187	*88,292*	9	*36*	87	*487*
Singhbhum	19,514	3,086	*16,428*	9	*19*	12	*52*
TOTAL, CHUTIA NAGPUR	318,856	61,178	257,678	73	181	492	1,554
TOTAL FOR BRITISH TERRITORY	6,268,312	1,139,892	5,128,420	2,003	4,647	10,764	26,538
Feudatory States.							
Kuch Bihar	71,712	14,406	*57,306*	5	*58*	8	*242*
Orissa Tributary States	143,608	25,637	*117,971*	4	*26*	18	*140*
Chutia Nagpur Tributary States	42,627	10,407	*32,220*	5	*26*	14	*49*
TOTAL FOR THE FEUDATORY STATES	257,947	50,450	207,497	14	110	40	431
British Subjects in French Chandranagar	946	202	*744*	...	*1*	...	*1*

This content downloaded from
14.194.219.90 on Fri, 09 Feb 2024 06:46:19 +00:00
All use subject to https://about.jstor.org/terms

AND AGE—PART B—HINDUS—(3) WIDOWED—*continued.*

PERIODS.

10—14.		15—19.		20—24.		25—29.	
Male.	Female.	Male.	Female.	Male.	Female.	Male.	Female.
9	10	11	12	13	14	15	16
959	*1,628*	1,230	*2,204*	1,976	*4,190*	3,049	*7,328*
1,437	*2,144*	1,796	*2,711*	2,974	*5,105*	4,543	*8,589*
1,180	*1,709*	1,510	*2,420*	2,614	*5,323*	4,202	*9,223*
4,880	*5,322*	4,234	*3,723*	3,423	*4,457*	4,379	*9,044*
3,025	*3,583*	2,794	*3,262*	3,008	*5,011*	3,931	*9,158*
502	*1,008*	878	*2,139*	1,527	*4,565*	2,385	*8,516*
821	*1,273*	1,065	*1,574*	1,866	*2,840*	3,189	*5,130*
12,804	*16,667*	13,507	*18,033*	17,388	*31,491*	25,678	*56,888*
2,619	*3,846*	2,689	*3,270*	2,707	*4,406*	4,483	*8,606*
2,001	*2,703*	1,798	*2,529*	1,796	*3,606*	2,617	*6,913*
853	*1,848*	1,073	*2,573*	1,350	*3,484*	3,284	*7,990*
77	*580*	219	*1,679*	321	*2,379*	742	*4,317*
485	*1,085*	648	*1,756*	788	*2,503*	1,177	*3,994*
6,035	*10,062*	6,427	*11,806*	6,962	*16,378*	12,303	*31,820*
18,839	26,729	19,934	29,839	24,250	47,869	37,981	88,708
37	*1,290*	302	*3,335*	752	*474*	1,206	*6,483*
9	*490*	117	*1,156*	445	*1,780*	849	*2,833*
92	*1,031*	262	*2,711*	550	*3,978*	724	*4,935*
19	*111*	55	*197*	104	*260*	235	*491*
177	2,912	736	7,399	1,851	10,766	3,014	14,742
711	*1,608*	783	*1,713*	903	*2,627*	1,334	*4,596*
538	*773*	651	*1,224*	1,075	*2,186*	1,620	*3,637*
350	*1,230*	606	*2,419*	643	*2,683*	1,227	*5,194*
35	*131*	62	*333*	112	*475*	229	*899*
1,634	3,742	2,102	5,681	2,733	7,971	4,410	14,326
23,144	63,248	28,646	122,574	40,770	194,054	70,568	326,289
19	*748*	98	*2,165*	222	*3,713*	688	*6,060*
127	*813*	395	*1,794*	1,000	*2,975*	1,966	*5,026*
166	*200*	227	*447*	444	*1,040*	765	*1,610*
252	1,761	720	4,406	1,666	7,728	3,419	12,696
1	4	4	29	10	*50*	20	*73*

This content downloaded from
14.194.219.90 on Fri, 09 Feb 2024 06:46:19 +00:00
All use subject to https://about.jstor.org/terms

TABLE VIII.—CIVIL CONDITION BY RELIGION

AGE

DISTRICT.	30—34.		35—39.		40—44.	
	Male.	Female.	Male.	Female.	Male.	Female.
	17	18	19	20	21	22
Patna Division.						
Patna	3,998	*11,895*	3,818	*11,444*	5,343	*18,943*
Gaya	6,119	*14,416*	5,423	*13,529*	7,868	*23,356*
Shahabad	5,439	*16,812*	4,805	*16,480*	6,668	*28,332*
Darbhanga	4,994	*16,802*	4,154	*15,543*	5,728	*28,373*
Muzaffarpur	4,671	*15,553*	4,189	*16,355*	5,645	*25,639*
Saran	3,336	*15,696*	3,498	*16,857*	4,789	*27,938*
Champaran	4,511	*8,795*	4,218	*9,139*	5,305	*15,058*
Total ...	33,068	*99,969*	30,102	*99,347*	41,346	*167,639*
Bhagalpur Division.						
Bhagalpur	5,485	*15,275*	4,454	*13,261*	6,152	*23,544*
Monghyr	3,153	*12,461*	2,723	*11,730*	4,133	*20,661*
Purnea	4,060	*12,515*	4,117	*12,340*	4,752	*17,582*
Malda	753	*5,096*	893	*5,459*	947	*7,191*
Santal Parganas	1,194	*6,532*	1,330	*6,432*	1,637	*9,363*
Total ...	14,645	*51,879*	13,517	*49,229*	17,621	*78,341*
TOTAL, BIHAR ...	47,713	151,848	43,619	148,569	58,967	245,980
Orissa Division.						
Cuttack	1,927	*13,582*	1,859	*12,202*	3,867	*31,971*
Puri	1,443	*6,398*	1,345	*5,645*	2,443	*14,493*
Balasor	1,177	*9,631*	1,214	*8,782*	2,468	*20,643*
Angul	234	*1,025*	230	*876*	301	*1,733*
TOTAL, ORISSA ...	4,780	30,636	4,648	27,505	9,079	68,840
Chutia Nagpur Division.						
Hazaribagh	1,857	*8,355*	1,703	*8,018*	2,359	*11,673*
Lohardaga	2,307	*7,182*	1,944	*5,545*	2,723	*10,649*
Manbhum	1,487	*7,056*	1,851	*8,491*	2,006	*10,440*
Singhbhum	312	*1,506*	297	*1,403*	425	*2,480*
TOTAL, CHUTIA NAGPUR	6,053	24,099	5,795	23,457	7,513	35,242
TOTAL FOR BRITISH TERRITORY	94,851	472,714	98,742	458,400	126,853	703,701
Feudatory States.						
Kuch Bihar	1,092	*6,750*	1,426	*5,892*	2,144	*7,869*
Orissa Tributary States	2,622	*10,385*	2,054	*7,625*	4,214	*21,631*
Chutia Nagpur Tributary States	1,222	*2,974*	931	*2,096*	1,766	*5,686*
TOTAL FOR THE FEUDATORY STATES	4,936	20,109	4,411	15,613	8,124	35,186
British subjects in French Chandranagar	22	*88*	24	*77*	34	*115*

This content downloaded from
14.194.219.90 on Fri, 09 Feb 2024 06:46:19 +00:00
All use subject to https://about.jstor.org/terms

AND AGE—PART B—HINDUS—(3) WIDOWED—*concluded.*

PERIODS.

45—49.		50—54.		55—59.		60 AND OVER.	
Male.	Female.	Male.	Female.	Male.	Female.	Male.	Female.
23	24	25	26	27	28	29	30
4,175	*12,447*	5,690	*21,749*	3,342	*9,715*	13,504	*48,474*
5,365	*14,743*	7,888	*25,802*	3,804	*9,998*	15,302	*51,639*
4,278	*16,456*	6,766	*30,647*	2,429	*9,089*	12,286	*60,126*
4,162	*17,996*	6,668	*31,885*	3,093	*11,617*	14,194	*65,576*
4,571	*19,467*	6,339	*30,327*	3,449	*13,965*	15,303	*70,352*
3,893	*19,550*	5,975	*31,223*	2,917	*12,439*	14,654	*70,625*
3,972	*11,064*	5,218	*17,400*	2,529	*7,659*	10,965	*40,359*
30,416	*111,723*	44,544	*189,033*	21,653	*74,482*	96,268	*407,151*
4,172	*14,180*	5,609	*23,565*	2,493	*8,358*	10,223	*48,551*
3,249	*14,020*	4,903	*23,146*	2,024	*8,667*	11,511	*52,567*
3,612	*11,693*	4,186	*15,916*	2,025	*6,501*	7,450	*29,761*
801	*5,021*	1,006	*6,544*	530	*2,599*	2,445	*12,989*
1,535	*6,250*	1,831	*9,074*	1,039	*4,822*	4,242	*22,469*
13,369	*51,064*	17,535	*78,245*	8,711	*31,947*	35,871	*166,337*
43,785	162,787	62,079	267,278	30,364	106,429	132,139	573,488
2,026	*14,335*	5,047	*32,691*	2,060	*9,355*	11,136	*66,302*
1,634	*6,141*	3,274	*16,315*	1,223	*4,429*	5,699	*27,047*
1,649	*9,919*	2,910	*18,796*	1,257	*5,586*	4,872	*29,647*
162	*750*	309	*1,783*	118	*450*	683	*3,180*
6,068	30,445	11,540	69,785	4,728	19,820	22,390	126,176
1,695	*7,307*	2,148	*11,794*	1,072	*4,500*	4,365	*20,436*
1,572	*5,337*	2,361	*9,900*	1,212	*4,096*	4,434	*18,662*
1,779	*8,486*	2,070	*10,933*	1,453	*6,196*	4,619	*24,648*
247	*1,274*	417	*2,291*	169	*851*	760	*4,714*
5,293	22,404	6,996	34,918	3,906	15,643	14,178	68,460
104,413	447,790	146,018	688,062	78,764	302,040	306,356	1,318,365
1,434	*4,365*	2,180	*6,911*	812	*2,132*	4,278	*10,401*
1,726	*6,628*	4,088	*22,203*	1,118	*4,327*	6,305	*34,398*
668	*1,891*	1,357	*4,553*	514	*1,580*	2,388	*10,068*
3,828	12,884	7,625	33,667	2,444	8,039	12,971	54,867
21	*59*	20	*83*	14	*40*	33	*131*

L

This content downloaded from
14.194.219.90 on Fri, 09 Feb 2024 06:46:19 +00:00
All use subject to https://about.jstor.org/terms

TABLE VIII.—Civil condition by religion

District.	Total Unmarried.			AGE			
				0—4.		5—9.	
	Total.	Male.	Female.	Male.	Female.	Male.	Female.
1	2	3	4	5	6	7	8
Bardwan Division.							
Bardwan	95,343	62,619	*32,724*	16,659	*16,996*	18,128	*12,928*
Bankura	17,978	11,779	*6,199*	3,106	*3,266*	3,416	*2,416*
Birbhum	63,268	38,997	*24,271*	11,740	*12,586*	12,725	*9,800*
Midnapur	70,991	44,041	*26,950*	11,961	*12,683*	13,911	*11,277*
Hugli	68,434	43,488	*24,946*	11,579	*12,042*	13,082	*10,599*
Howrah	62,688	38,227	*24,461*	10,717	*11,488*	12,276	*10,703*
Total ...	378,702	239,151	*139,551*	65,753	*69,061*	73,538	*57,723*
Presidency Division.							
24-Parganas	267,913	167,539	*100,374*	53,093	*58,310*	52,251	*34,418*
Calcutta	55,176	38,618	*16,558*	7,984	*6,783*	7,043	*6,296*
Nadia	404,026	256,066	*147,960*	81,985	*84,203*	71,169	*53,416*
Jessor	466,973	302,699	*164,274*	86,021	*89,868*	85,401	*61,604*
Murshidabad	248,203	153,218	*94,985*	51,203	*54,441*	47,972	*34,606*
Khulna	246,211	154,557	*91,654*	44,729	*47,533*	47,480	*36,867*
Total ...	1,688,502	1,072,697	*615,805*	325,014	*341,138*	311,916	*227,207*
Rajshahi Division.							
Dinajpur	336,127	207,853	*128,274*	57,651	*62,306*	69,683	*54,681*
Rajshahi	417,379	254,491	*162,888*	83,082	*89,789*	85,458	*64,060*
Rangpur	529,307	335,956	*193,351*	96,915	*102,989*	106,117	*75,849*
Bogra	277,474	165,186	*112,288*	52,489	*58,190*	58,827	*47,326*
Pabna	440,993	262,185	*178,808*	85,243	*93,028*	83,707	*70,692*
Darjeeling	3,330	2,226	*1,104*	461	*390*	453	*438*
Jalpaiguri	101,792	63,566	*38,226*	16,220	*17,197*	18,872	*15,864*
Total ...	2,106,402	1,291,463	*814,939*	392,061	*423,889*	423,117	*328,910*
Dacca Division.							
Dacca	689,962	401,740	*288,222*	125,309	*133,887*	126,219	*115,841*
Faridpur	471,586	289,720	*181,866*	94,592	*97,624*	82,075	*66,731*
Bakharganj	619,194	368,608	*250,587*	117,678	*122,478*	113,532	*99,896*
Maimansingh	1,110,694	661,649	*449,045*	192,915	*209,957*	220,958	*194,638*
Total ...	2,891,436	1,721,716	*1,169,720*	530,494	*563,946*	542,774	*477,106*
Chittagong Division.							
Chittagong	473,946	276,083	*197,863*	82,390	*83,013*	80,364	*75,039*
Noakhali	375,934	217,688	*158,246*	67,291	*68,413*	68,461	*65,575*
Tippera	593,216	344,220	*248,996*	97,627	*104,904*	105,430	*102,893*
Total ...	1,443,096	837,991	*605,105*	247,308	*256,330*	254,255	*243,507*
TOTAL, BENGAL PROPER	8,508,138	5,163,018	3,345,120	1,560,630	1,654,364	1,605,600	1,334,453

This content downloaded from
14.194.219.90 on Fri, 09 Feb 2024 06:46:19 +00:00
All use subject to https://about.jstor.org/terms

AND AGE—PART C—MUSALMANS—(1) UNMARRIED.

PERIODS.

10—14.		15—19.		20—24.		25—29.	
Male.	Female.	Male.	Female.	Male.	Female.	Male.	Female.
9	10	11	12	13	14	15	16
13,642	2,282	7,066	193	3,459	81	1,764	77
2,585	420	1,504	46	668	13	331	13
8,198	1,605	4,021	109	1,292	43	670	39
9,805	2,442	4,996	210	2,018	84	806	76
10,016	2,040	4,672	79	1,886	28	803	40
9,017	2,020	3,823	91	1,423	35	585	48
54,163	10,809	26,082	728	10,746	284	4,958	293
36,479	5,591	13,063	575	6,694	313	3,212	329
8,135	2,764	5,885	256	3,880	158	2,056	129
57,404	8,650	29,594	709	10,543	270	3,812	174
71,144	11,105	37,168	547	14,566	283	6,011	247
33,246	4,925	14,590	381	4,086	161	1,311	132
34,814	6,394	16,694	241	6,629	151	2,840	128
241,222	39,429	116,994	2,709	46,398	1,536	19,242	1,139
39,196	8,578	22,491	1,393	9,379	344	6,170	381
53,178	7,688	21,865	502	7,447	220	2,513	187
65,036	11,137	33,394	1,196	17,260	582	10,033	491
33,286	5,887	13,109	349	4,542	156	1,970	141
55,663	12,101	23,654	852	9,112	345	3,356	948
439	200	263	26	278	22	174	14
12,871	4,371	6,778	432	4,081	125	2,797	67
259,669	49,962	121,554	4,750	52,099	1,794	27,013	2,229
92,378	35,382	38,815	1,744	12,796	396	4,503	295
66,207	15,891	30,676	563	10,876	301	3,800	190
80,751	26,134	33,450	1,001	12,787	321	3,834	214
142,285	38,815	64,767	2,553	24,388	787	11,319	641
381,621	116,223	172,708	5,861	60,847	1,805	23,456	1,340
61,357	34,097	34,570	3,795	12,397	673	3,096	334
48,088	22,323	25,204	1,225	6,513	197	1,575	125
78,855	37,168	39,738	2,387	15,548	488	5,384	345
188,300	93,588	99,512	7,407	34,458	1,358	10,055	804
1,124,975	310,010	537,750	21,455	204,548	6,577	84,724	5,805

This content downloaded from
14.194.219.90 on Fri, 09 Feb 2024 06:46:19 +00:00
All use subject to https://about.jstor.org/terms

TABLE VIII.—Civil condition by religion

District.	AGE					
	30—34.		35—39.		40—44.	
	Male.	Female.	Male.	Female.	Male.	Female.
	17	18	19	20	21	22
Bardwan Division.						
Bardwan	542	*38*	205	*27*	95	*38*
Bankura	110	*3*	26	*7*	16	*2*
Birbhum	186	*28*	68	*17*	29	*15*
Midnapur	271	*72*	108	*22*	68	*32*
Hugli	277	*26*	105	*17*	94	*25*
Howrah	207	*28*	81	*14*	50	*8*
Total ...	1,593	*195*	593	*104*	352	*120*
Presidency Division.						
24-Parganas	1,455	*134*	642	*99*	309	*309*
Calcutta	1,287	*60*	962	*30*	321	*35*
Nadia	901	*166*	277	*112*	165	*77*
Jessor	1,410	*201*	414	*118*	254	*96*
Murshidabad	409	*102*	171	*64*	101	*70*
Khulna	698	*126*	257	*67*	179	*47*
Total ...	6,160	*789*	2,723	*490*	1,329	*634*
Rajshahi Division.						
Dinajpur	1,872	*190*	784	*101*	273	*101*
Rajshahi	631	*162*	122	*64*	113	*77*
Rangpur	3,946	*418*	1,516	*221*	881	*178*
Bogra	617	*80*	153	*49*	93	*45*
Pabna	854	*235*	244	*140*	136	*137*
Darjeeling	81	*6*	50	*2*	15	*4*
Jalpaiguri	1,066	*72*	398	*39*	300	*13*
Total ...	9,057	*1,163*	3,267	*616*	1,811	*555*
Dacca Division.						
Dacca	903	*222*	317	*132*	197	*120*
Faridpur	871	*239*	208	*78*	186	*88*
Bakharganj	841	*153*	304	*101*	205	*98*
Maimansingh	2,896	*549*	992	*285*	499	*267*
Total ...	5,570	*1,156*	1,821	*596*	1,087	*573*
Chittagong Division.						
Chittagong	903	*259*	238	*102*	281	*177*
Noakhali	295	*99*	90	*57*	55	*58*
Tippera	975	*254*	280	*148*	167	*162*
Total ...	2,178	*612*	6,832	*307*	503	*397*
TOTAL, BENGAL PROPER	24,558	3,915	9,032	2,113	5,082	2,279

This content downloaded from
14.194.219.90 on Fri, 09 Feb 2024 06:46:19 +00:00
All use subject to https://about.jstor.org/terms

AND AGE—PART C—MUSALMANS—(1) UNMARRIED—*continued.*

PERIODS.

45–49.		50–54.		55–59.		60 AND OVER.	
Male.	Female.	Male.	Female.	Male.	Female.	Male.	Female.
23	24	25	26	27	28	29	30
43	13	20	16	61	11	44	24
8	3	4	7	...	2	5	1
30	6	19	10	6	3	13	10
26	8	31	17	9	7	31	20
23	10	26	17	9	7	17	16
20	5	12	8	1	6	15	7
150	45	112	75	86	36	125	78
135	152	110	80	49	17	47	47
137	15	188	10	50	11	90	11
70	41	63	54	25	22	68	66
101	49	77	54	27	21	105	81
38	22	41	24	13	9	38	48
77	25	77	31	35	15	48	29
558	304	556	253	199	95	386	282
148	47	119	84	35	27	52	41
31	32	35	45	6	14	20	48
282	78	284	102	64	16	228	94
32	14	33	20	6	5	29	26
68	41	56	146	13	50	79	93
2	...	6	1	1	...	3	1
66	11	56	14	19	8	42	13
629	233	589	412	144	120	453	316
62	37	66	51	23	16	93	99
69	34	64	47	23	13	73	74
80	37	65	48	18	14	72	92
183	120	181	161	70	51	196	221
394	228	376	307	135	94	434	486
90	60	109	105	51	75	212	134
36	27	34	49	7	21	39	77
66	43	54	85	13	19	83	107
192	130	197	239	71	108	334	318
1,923	930	1,830	1,286	634	453	1,732	1,480

This content downloaded from
14.194.219.90 on Fri, 09 Feb 2024 06:46:19 +00:00
All use subject to https://about.jstor.org/terms

TABLE VIII.—Civil condition by religion

District.	Total Unmarried.			AGE			
				0—4.		5—9.	
	Total.	Male.	Female.	Male.	Female.	Male.	Female.
1	2	3	4	5	6	7	8
Patna Division.							
Patna	75,466	42,240	*33,226*	12,147	*13,160*	12,622	*12,278*
Gaya	82,312	45,469	*36,843*	14,575	*16,501*	15,398	*13,719*
Shahabad	54,903	30,375	*24,528*	9,963	*11,051*	10,542	*9,153*
Darbhanga	114,707	65,543	*49,164*	21,746	*23,509*	23,314	*18,919*
Muzaffarpur	114,038	64,861	*49,177*	20,457	*22,097*	23,324	*19,229*
Saran	114,069	62,410	*51,659*	19,715	*22,214*	22,060	*20,196*
Champaran	96,606	54,253	*42,353*	16,247	*18,544*	19,391	*16,733*
Total ...	652,101	365,151	*286,950*	114,850	*127,076*	126,651	*110,227*
Bhagalpur Division.							
Bhagalpur	68,380	40,129	*28,251*	12,798	*13,831*	14,632	*10,961*
Monghyr	71,472	40,440	*31,032*	12,613	*14,051*	13,791	*11,847*
Purnea	364,506	220,497	*144,009*	55,029	*60,405*	68,856	*57,796*
Malda	161,448	95,414	*66,034*	32,575	*33,979*	32,379	*26,740*
Santal Parganas	46,292	26,703	*19,589*	10,090	*10,351*	9,780	*7,561*
Total ...	712,098	423,183	*288,915*	123,105	*132,617*	139,438	*114,905*
TOTAL, BIHAR ...	1,364,199	788,334	575,865	237,955	259,693	266,089	225,132
Orissa Division.							
Cuttack	25,295	14,778	*10,517*	3,504	*3,592*	4,201	*4,048*
Puri	7,576	4,347	*3,229*	982	*1,027*	1,162	*1,240*
Balasor	10,479	6,425	*4,054*	1,531	*1,527*	1,760	*1,574*
Angul	76	54	*22*	8	*3*	8	*2*
TOTAL, ORISSA ...	43,426	25,604	17,822	6,025	6,149	7,131	6,864
Chutia Nagpur Division.							
Hazaribagh	42,028	23,861	*18,167*	8,358	*9,139*	8,797	*7,055*
Lohardaga	25,285	19,997	*15,288*	6,692	*7,258*	7,311	*5,933*
Manbhum	20,412	12,113	*8,299*	3,616	*3,780*	4,392	*3,595*
Singhbhum	1,138	699	*439*	181	*180*	180	*174*
TOTAL, CHUTIA NAGPUR	98,863	56,670	42,193	18,847	20,363	20,680	16,757
TOTAL FOR BRITISH TERRITORY	10,014,626	6,033,626	3,981,000	1,823,457	1,940,599	1,899,500	1,583,206
Feudatory States.							
Kuch Bihar	73,060	47,474	*25,586*	12,748	*13,509*	14,097	*10,227*
Orissa Tributary States	2,660	1,621	*1,039*	309	*360*	432	*392*
Chutia Nagpur Tributary States	2,883	1,649	*1,234*	447	*484*	499	*449*
TOTAL FOR THE FEUDATORY STATES	78,603	50,744	27,859	13,504	14,353	15,028	11,068
British subjects in French Chandranagar	83	70	*13*	5	*5*	12	*4*

This content downloaded from
14.194.219.90 on Fri, 09 Feb 2024 06:46:19 +00:00
All use subject to https://about.jstor.org/terms

AND AGE—PART C—MUSALMANS—(1) UNMARRIED—*continued.*

PERIODS.

10—14.		15—19.		20—24.		25—29.	
Male.	Female.	Male.	Female.	Male.	Female.	Male.	Female.
9	10	11	12	13	14	15	16
9,783	6,020	4,307	968	1,789	248	713	141
9,505	5,060	3,159	719	1,285	249	691	153
6,307	3,356	1,812	383	842	165	364	111
13,022	5,409	4,509	725	1,613	186	702	115
13,522	6,192	4,380	984	1,626	211	775	123
13,454	7,400	4,188	1,089	1,477	242	716	139
11,382	5,580	3,719	759	1,593	259	878	125
76,975	39,017	26,067	5,627	10,224	1,553	4,839	900
7,871	2,771	2,759	333	1,076	86	573	70
8,705	4,155	3,073	494	1,154	134	542	101
46,377	18,940	24,735	5,325	11,921	494	8,674	345
19,370	4,581	7,790	344	1,708	99	879	79
5,014	1,417	1,291	113	304	34	125	24
87,337	31,864	39,647	6,609	16,163	847	10,793	628
184,312	70,881	65,714	12,236	26,387	2,400	15,632	1,528
3,710	2,444	2,094	317	863	46	221	25
1,017	771	625	151	352	14	148	6
1,526	837	980	86	418	10	112	6
11	8	12	5	13	3	1	...
6,264	4,060	3,711	559	1,645	73	482	37
4,655	1,660	1,290	171	400	43	177	34
4,076	1,680	1,085	182	457	82	197	44
2,632	802	955	55	286	11	123	16
159	62	62	8	43	4	30	4
11,522	4,204	3,392	416	1,186	140	526	98
1,307,073	389,155	610,567	34,666	233,766	9,190	101,364	7,488
9,674	1,570	5,296	119	2,673	45	1,778	33
401	210	210	53	129	11	78	3
360	223	144	28	82	17	53	10
10,435	2,003	5,650	200	2,884	73	1,909	46
13	3	6	...	11	...	9	...

This content downloaded from
14.194.219.90 on Fri, 09 Feb 2024 06:46:19 +00:00
All use subject to https://about.jstor.org/terms

TABLE VIII.—Civil condition by religion

District.	AGE					
	30—34.		35—39.		40—44.	
	Male.	Female.	Male.	Female.	Male.	Female.
	17	18	19	20	21	22
Patna Division.						
Patna	370	129	137	79	142	73
Gaya	335	127	179	72	132	81
Shahabad	232	93	102	48	86	62
Darbhanga	314	86	117	62	78	63
Muzaffarpur	371	112	143	52	110	70
Saran	331	140	143	70	123	66
Champaran	469	104	202	63	151	56
Total ...	2,422	784	1,023	446	822	471
Bhagalpur Division.						
Bhagalpur	225	68	78	24	44	29
Monghyr	234	64	126	50	83	46
Purnea	3,043	248	1,065	120	486	118
Malda	322	72	145	36	132	32
Santal Parganas	47	21	20	20	10	18
Total ...	3,871	473	1,434	250	705	243
TOTAL, BIHAR ...	6,293	1,257	2,457	696	1,527	714
Orissa Division.						
Cuttack	87	14	30	10	34	10
Puri	38	4	8	5	10	7
Balasor	40	4	12	2	24	3
Angul	...	1	1	...	...	...
TOTAL, ORISSA ...	165	23	51	17	68	20
Chutia Nagpur Division.						
Hazaribagh	79	20	42	12	27	12
Lohardaga	85	43	38	23	21	21
Manbhum	54	14	25	7	13	4
Singhbhum	27	5	7	1	3	...
TOTAL, CHUTIA NAGPUR	245	82	112	43	64	37
TOTAL FOR BRITISH TERRITORY	31,261	5,277	11,652	2,869	6,741	3,050
Feudatory States.						
Kuch Bihar	669	22	251	13	144	18
Orissa Tributary States	30	3	3	1	17	3
Chutia Nagpur Tributary States	25	12	15	1	12	5
TOTAL FOR THE FEUDATORY STATES	724	37	269	15	173	26
British subjects in French Chandranagar	7	...	4	1	2	...

This content downloaded from
14.194.219.90 on Fri, 09 Feb 2024 06:46:19 +00:00
All use subject to https://about.jstor.org/terms

AND AGE—PART C—MUSALMANS—(1) UNMARRIED—*concluded.*

PERIODS.

45—49.		50—54.		55—59.		60 AND OVER.	
Male.	Female.	Male.	Female.	Male.	Female.	Male.	Female.
23	24	25	26	27	28	29	30
64	30	63	52	24	16	79	39
59	43	57	47	21	16	80	63
33	20	39	35	11	7	42	44
34	21	50	27	11	15	53	27
34	24	55	29	19	12	45	43
59	28	55	35	15	14	74	33
68	22	82	32	16	21	56	55
351	188	401	257	117	101	409	303
25	14	26	26	4	5	18	24
24	17	42	30	19	11	35	32
152	60	95	63	27	29	87	66
38	12	23	22	13	4	40	34
5	11	6	10	6	...	5	9
244	114	192	151	69	49	185	165
595	302	593	408	186	150	594	468
8	2	15	5	2	1	10	3
1	3	2	...	1	...	1	1
9	...	3	1	3	...	7	4
...	...	...	...	...	...	...	...
18	5	20	6	6	1	18	8
14	6	5	5	5	4	13	
13	5	7	6	2	4	14	
4	4	4	...	4	1	6	
2	1	...	...	...	...	5	...
32	16	16	11	11	9	37	17
2,568	1,253	2,459	1,711	837	613	2,381	1,973
55	9	49	8	13	2	27	11
1	...	8	2	...	...	3	1
5	1	5	3	1	1	1	...
61	10	62	13	14	3	31	12
1	...	...	...	...	...	...	...

This content downloaded from
14.194.219.90 on Fri, 09 Feb 2024 06:46:19 +00:00
All use subject to https://about.jstor.org/terms

TABLE VIII.—Civil condition by religion

District.	Total Married.			Age 0—4.		Age 5—9.	
	Total.	Male.	Female.	Male.	Female.	Male.	Female.
1	2	3	4	5	6	7	8
Bardwan Division.							
Bardwan	129,675	64,960	64,715	51	236	181	3,309
Bankura	21,113	10,032	11,081	12	40	27	621
Birbhum	84,432	41,891	42,541	37	122	169	2,075
Midnapur	80,673	37,922	42,751	34	147	152	1,692
Hugli	93,454	44,343	49,111	18	89	73	1,722
Howrah	72,580	36,051	36,529	18	70	81	1,003
Total ...	481,927	235,199	246,728	170	697	683	10,422
Presidency Division.							
24-Parganas	350,786	183,572	167,214	221	1,278	869	8,867
Calcutta	130,686	96,628	34,058	78	103	174	348
Nadia	421,400	198,736	222,664	74	373	266	8,999
Jessor	535,149	259,891	275,258	210	1,344	793	12,988
Murshidabad	285,433	137,086	148,347	52	476	458	8,311
Khulna	294,176	151,608	142,568	181	795	691	6,742
Total ...	2,017,630	1,027,521	990,109	846	4,369	3,191	46,255
Rajshahi Division.							
Dinajpur	380,989	191,272	189,717	213	653	1,023	9,339
Rajshahi	500,718	247,058	253,660	211	618	803	10,860
Rangpur	620,402	305,732	314,670	372	1,527	1,569	20,307
Bogra	324,336	161,198	163,138	102	570	840	8,000
Pabna	462,610	227,190	235,420	145	337	540	6,916
Darjeeling	5,871	4,054	1,817	4	3	6	25
Jalpaiguri	97,935	49,139	48,796	25	102	114	1,601
Total ...	2,392,861	1,185,643	1,207,218	1,072	3,810	4,895	57,048
Dacca Division.							
Dacca	657,435	320,532	336,903	251	836	1,025	8,401
Faridpur	514,118	251,197	262,921	435	1,977	1,022	11,504
Bakharganj	716,021	359,026	356,995	607	3,033	3,211	15,821
Maimansingh	1,087,363	535,138	552,225	431	1,019	1,242	18,631
Total ...	2,974,937	1,465,893	1,509,044	1,724	6,864	7,100	53,727
Chittagong Division.							
Chittagong	360,956	157,572	203,384	110	163	181	719
Noakhali	332,781	156,962	175,819	127	298	275	2,368
Tippera	546,034	272,665	273,369	253	666	741	4,297
Total ...	1,239,771	587,199	652,572	490	1,127	1,197	7,384
TOTAL, BENGAL PROPER	9,107,126	4,501,455	4,605,671	4,302	16,867	7,066	174,866

This content downloaded from
14.194.219.90 on Fri, 09 Feb 2024 06:46:19 +00:00
All use subject to https://about.jstor.org/terms

AND AGE—PART C—MUSALMANS—(2) MARRIED.

PERIODS.

10—14.		15—19.		20—24.		25—29.	
Male.	Female.	Male.	Female.	Male.	Female.	Male.	Female.
9	10	11	12	13	14	15	16
755	8,492	2,835	10,500	5,365	9,916	10,699	11,560
142	1,290	462	1,718	920	1,849	1,558	2,006
960	5,334	2,809	7,011	4,007	6,362	7,095	7,960
700	4,829	2,127	7,767	4,100	7,825	5,911	7,434
498	6,538	1,710	7,075	4,023	8,025	6,628	8,486
608	4,659	1,920	6,400	3,979	6,668	5,817	6,052
3,663	31,142	11,863	41,971	22,434	40,645	37,708	43,498
4,096	23,405	13,078	26,242	18,061	27,690	28,297	25,335
1,546	2,423	5,443	4,366	11,887	5,871	15,237	5,726
1,979	33,940	9,301	38,459	17,701	35,462	28,958	36,151
3,867	40,963	11,890	51,672	21,869	44,786	41,567	46,618
3,113	22,670	9,946	25,698	15,244	24,145	21,908	23,908
3,045	21,375	8,415	28,824	14,569	23,113	25,574	22,987
17,646	144,776	58,073	175,291	99,271	161,067	161,541	160,725
5,100	23,102	11,255	34,664	15,688	30,690	32,666	36,758
5,296	33,836	14,361	45,693	24,772	48,846	41,712	45,747
6,708	44,601	16,711	54,167	27,762	52,049	47,223	54,419
4,352	21,796	10,400	30,833	15,843	29,770	26,820	28,123
3,307	31,764	11,317	39,961	20,632	39,459	25,154	39,343
48	173	179	269	468	353	781	356
607	5,211	1,865	7,641	3,961	8,265	7,926	9,583
25,508	160,483	66,088	213,221	109,086	209,312	192,282	214,327
5,536	42,602	17,535	63,937	30,865	57,909	51,748	57,977
6,417	39,824	14,396	48,283	23,474	43,379	38,658	42,224
10,172	40,233	20,889	66,169	37,320	63,230	59,944	59,468
9,255	75,733	32,179	107,343	52,216	94,466	90,840	95,540
31,400	207,392	84,999	285,032	143,875	258,984	241,190	255,209
497	15,197	3,851	41,142	15,514	40,534	24,110	39,458
1,414	18,406	7,418	36,653	17,062	32,975	20,223	29,223
3,196	28,302	12,366	52,848	27,304	52,108	46,437	49,335
5,107	61,905	23,635	130,643	59,880	125,617	90,770	111,016
83,384	605,698	244,658	845,258	434,646	785,625	728,491	764,775

This content downloaded from
14.194.219.90 on Fri, 09 Feb 2024 06:46:19 +00:00
All use subject to https://about.jstor.org/terms

TABLE VIII.—Civil condition by religion

AGE

District.	30—34.		35—39.		40—44.	
	Male.	Female.	Male.	Female.	Male.	Female.
	17	18	19	20	21	22
Bardwan.						
Bardwan	10,730	8,659	9,735	5,042	8,186	3,624
Bankura	1,636	1,533	1,441	874	1,293	568
Birbhum	6,273	5,361	5,928	3,350	4,289	2,436
Midnapur	6,433	5,914	4,840	2,680	5,113	2,483
Hugli	7,385	7,107	5,981	3,683	6,392	3,259
Howrah	6,114	4,913	4,221	2,410	4,934	2,377
Total	38,571	33,487	32,146	18,039	30,207	14,747
Presidency Division.						
24-Parganas	28,357	21,257	23,293	13,459	23,393	7,952
Calcutta	17,865	5,707	11,479	2,834	13,631	3,188
Nadia	30,668	28,082	28,454	15,843	25,923	12,885
Jessor	42,297	33,567	36,704	17,546	33,314	13,948
Murshidabad	21,053	17,974	17,694	9,627	15,410	8,013
Khulna	24,840	16,172	19,396	8,736	17,388	6,920
Total	165,080	122,759	137,020	68,045	129,059	52,906
Rajshahi Division.						
Dinajpur	29,988	24,230	29,870	13,837	22,375	8,678
Rajshahi	45,615	34,097	31,600	13,644	30,724	11,907
Rangpur	51,135	41,053	43,580	20,314	40,222	15,301
Bogra	27,218	19,652	21,549	9,961	17,965	7,632
Pabna	37,555	31,989	31,176	16,505	28,189	14,503
Darjeeling	799	285	551	141	513	100
Jalpaiguri	7,701	7,040	7,518	3,804	6,608	3,063
Total	200,011	158,346	165,853	78,006	146,596	61,183
Dacca Division.						
Dacca	50,413	42,264	44,823	24,617	35,269	19,866
Faridpur	41,164	33,197	30,939	15,874	30,539	14,806
Bakharganj	55,234	41,441	45,692	23,716	37,549	18,576
Maimansingh	84,821	66,621	76,612	37,395	58,973	28,271
Total	231,632	183,523	198,066	101,602	162,270	81,519
Chittagong Division.						
Chittagong	29,167	31,664	16,893	12,249	19,466	14,496
Noakhali	23,742	21,878	18,549	12,100	17,576	11,662
Tippera	44,817	35,524	37,258	19,679	30,300	16,445
Total	97,726	89,066	72,700	44,028	67,342	42,703
TOTAL, BENGAL PROPER	733,020	587,181	605,785	309,920	535,474	252,958

This content downloaded from 14.194.219.90 on Fri, 09 Feb 2024 06:46:19 +00:00
All use subject to https://about.jstor.org/terms

AND AGE—PART C—MUSALMANS—(2) MARRIED—*continued.*

PERIODS.

45—49.		50—54.		55—59.		60 AND OVER.	
Male.	Female.	Male.	Female.	Male.	Female.	Male.	Female.
23	24	25	26	27	28	29	30
5,418	1,373	3,857	908	2,824	530	4,284	566
764	215	689	199	392	68	696	100
3,071	1,026	2,729	860	1,446	236	3,078	408
1,977	613	2,694	768	1,042	189	2,799	410
3,234	985	3,400	913	1,640	245	3,361	391
2,047	589	2,377	694	1,090	263	2,845	431
16,511	4,801	15,746	4,342	8,434	1,531	17,063	2,306
12,387	3,289	11,137	3,645	6,597	1,586	13,846	3,209
5,177	967	6,174	1,170	2,402	395	5,535	960
15,684	4,672	14,961	4,096	7,527	1,537	17,240	2,145
19,335	4,608	18,154	3,939	9,468	1,352	20,483	1,927
8,850	2,653	9,019	2,711	4,116	801	10,193	1,360
10,544	2,516	10,416	2,275	4,598	776	11,951	1,337
71,977	18,705	69,861	17,836	34,708	6,437	79,248	10,938
14,208	3,292	12,077	2,476	4,924	781	11,885	1,317
14,813	3,228	16,124	3,080	4,867	703	16,160	1,401
19,386	3,985	23,459	4,353	5,583	737	21,953	1,857
10,069	2,607	10,953	2,545	3,081	488	12,006	1,162
15,035	4,873	17,297	5,087	6,204	1,334	20,619	3,370
212	46	230	28	65	4	198	41
3,757	894	4,047	976	1,273	147	3,707	470
77,480	18,925	84,187	18,545	25,997	4,194	86,528	9,618
22,214	7,240	22,889	7,183	8,364	1,528	29,670	3,643
15,770	4,165	20,063	4,731	6,098	911	21,622	2,216
23,668	6,893	26,487	6,096	10,879	1,322	27,374	1,998
34,743	9,945	35,056	9,595	13,770	2,413	45,000	5,253
96,395	28,243	104,495	27,605	39,111	6,174	123,666	13,140
11,758	4,743	14,735	6,188	6,293	1,354	14,947	2,477
10,804	3,975	13,655	4,195	5,284	764	14,833	1,329
18,224	5,406	20,836	5,661	7,377	1,018	23,556	2,080
40,786	14,124	49,276	16,044	18,954	3,136	53,336	5,879
303,149	84,798	323,635	84,372	127,204	21,472	359,841	41,881

This content downloaded from
14.194.219.90 on Fri, 09 Feb 2024 06:46:19 +00:00
All use subject to https://about.jstor.org/terms

TABLE VIII.—Civil condition by religion

District.	Total Married.			Age 0—4.		Age 5—9.	
	Total.	Male.	Female.	Male.	Female.	Male.	Female.
1	2	3	4	5	6	7	8
Patna Division.							
Patna	97,478	44,671	*52,807*	59	*183*	408	*1,069*
Gaya	111,735	48,997	*62,738*	141	*262*	923	*2,252*
Shahabad	74,653	33,888	*40,765*	110	*168*	894	*1,589*
Darbhanga	186,411	91,290	*95,121*	369	*790*	3,193	*6,302*
Muzaffarpur	179,940	84,665	*95,275*	270	*606*	2,076	*5,688*
Saran	144,962	63,067	*81,895*	92	*198*	1,136	*2,446*
Champaran	141,206	70,855	*70,351*	103	*253*	1,262	*2,965*
Total ...	936,385	437,433	*498,952*	1,144	*2,460*	10,792	*22,311*
Bhagalpur Division.							
Bhagalpur	104,424	52,023	*52,401*	115	*352*	1,402	*3,911*
Monghyr	96,795	44,482	*52,313*	87	*245*	867	*2,339*
Purnea	346,947	175,284	*170,663*	120	*530*	830	*6,834*
Maldá	176,093	86,525	*89,568*	64	*229*	430	*4,202*
Santal Parganas	64,241	32,239	*32,002*	76	*252*	915	*2,635*
Total ...	787,500	390,553	*396,947*	462	*1,588*	4,444	*19,921*
TOTAL, BIHAR ...	1,723,885	827,986	895,899	1,606	4,048	15,236	42,232
Orissa Division.							
Cuttack	20,847	9,401	*11,446*	4	*9*	26	*57*
Puri	6,455	3,294	*3,161*	1	*1*	4	*4*
Balasor	10,818	5,521	*5,297*	4	*5*	8	*45*
Angul	109	73	*36*	...	...	...	...
TOTAL, ORISSA ...	38,229	18,289	19,940	9	15	38	106
Chutia Nagpur Division.							
Hazaribagh	62,073	30,250	*31,823*	153	*352*	1,551	*2,948*
Lohardaga	39,914	20,362	*19,552*	57	*99*	489	*989*
Manbhum	28,044	14,630	*13,414*	16	*63*	256	*944*
Singhbhum	1,778	1,097	*681*	...	*1*	6	*21*
TOTAL, CHUTIA NAGPUR	131,809	66,339	65,470	226	514	2,302	4,902
TOTAL FOR BRITISH TERRITORY	11,001,049	5,414,069	5,586,980	6,143	21,444	34,642	222,106
Feudatory States.							
Kuch Bihar	77,617	38,242	*39,375*	22	*165*	135	*2,921*
Orissa Tributary States	2,697	1,445	*1,252*	4	*3*	5	*24*
Chutia Nagpur Tributary States ...	3,136	1,682	*1,454*	2	*4*	14	*24*
TOTAL FOR THE FEUDATORY STATES	83,650	41,569	42,081	28	172	154	2,969
British subjects in French Chandranagar	443	354	*89*	1	...	...	*3*

This content downloaded from 14.194.219.90 on Fri, 09 Feb 2024 06:46:19 +00:00
All use subject to https://about.jstor.org/terms

AND AGE—PART C—MUSALMANS—(2) MARRIED—*continued.*

PERIODS.

10—14.		15—19.		20—24.		25—29.	
Male.	Female.	Male.	Female.	Male.	Female.	Male.	Female.
9	10	18	12	13	14	15	16
1,680	4,432	2,575	6,125	4,750	8,704	5,743	8,120
3,278	6,767	3,410	6,873	4,886	9,203	6,000	9,401
3,038	4,843	2,910	4,967	3,898	6,362	4,296	5,893
4,677	10,238	6,910	10,332	7,805	12,399	11,428	14,888
7,284	10,882	7,023	10,117	7,539	12,176	9,726	13,391
4,249	7,707	4,981	8,739	6,186	11,490	7,346	12,407
4,718	7,204	5,467	7,296	7,210	9,609	9,294	10,792
30,724	52,073	33,276	54,449	42,574	69,943	53,833	74,892
3,477	6,384	3,981	6,194	4,912	7,258	7,331	8,433
2,627	5,749	3,196	6,058	4,062	7,382	5,654	8,114
3,599	15,641	8,138	21,625	11,587	25,817	25,795	34,753
2,745	13,065	8,093	17,308	10,009	14,530	14,803	15,123
2,704	4,926	3,645	5,071	3,654	4,509	4,589	4,403
15,152	45,765	27,053	56,256	34,224	59,496	58,372	70,826
45,876	97,838	60,329	110,705	76,798	129,439	112,205	145,718
52	567	324	2,020	910	2,081	1,218	1,834
9	105	74	466	252	608	511	581
51	443	230	1,089	718	1,033	917	783
...	1	...	2	3	6	24	9
112	1,116	648	3,577	1,883	3,728	2,670	3,208
3,100	4,791	2,847	3,804	2,949	3,992	3,586	4,393
1,614	2,433	1,771	2,366	2,243	2,953	2,926	3,039
1,624	1,863	1,617	2,096	1,390	1,680	2,039	2,096
35	51	66	122	128	121	166	117
5,773	9,138	6,301	8,388	6,710	8,746	8,717	9,665
135,145	713,790	311,936	967,928	518,937	937,538	853,083	943,364
679	5,654	1,896	6,919	3,261	6,390	5,782	6,788
23	61	60	172	149	212	248	232
70	99	97	173	157	281	264	275
772	5,814	2,053	7,263	3,567	6,883	6,294	7,295
5	11	9	11	27	8	41	18

This content downloaded from
14.194.219.90 on Fri, 09 Feb 2024 06:46:19 +00:00
All use subject to https://about.jstor.org/terms

TABLE VIII.—Civil condition by religion

AGE

District.	30—34.		35—39.		40—44.	
	Male.	Female.	Male.	Female.	Male.	Female.
	17	18	19	20	21	22
Patna Division.						
Patna	6,129	7,894	4,238	4,454	5,592	5,089
Gaya	6,707	9,270	4,787	5,574	5,548	5,534
Shahabad	4,309	5,729	3,054	3,386	3,475	3,442
Darbhanga	13,229	13,534	9,355	8,388	10,615	7,858
Muzaffarpur	10,726	12,565	8,064	8,750	8,927	8,065
Saran	8,246	12,107	6,392	8,295	6,958	7,396
Champaran	10,076	10,332	8,189	7,055	7,567	5,758
Total	59,422	71,431	44,079	45,902	48,682	43,142
Bhagalpur Division.						
Bhagalpur	8,028	7,299	5,431	4,234	5,911	3,742
Monghyr	6,212	7,498	4,395	4,465	5,247	4,602
Purnea	27,708	27,558	26,532	15,957	22,175	11,133
Malda	12,434	10,377	10,712	5,786	8,404	4,426
Santal Parganas	3,902	3,481	3,212	2,230	2,852	1,888
Total	58,284	56,113	50,282	32,672	44,589	25,791
TOTAL, BIHAR	117,706	127,544	94,361	78,574	93,271	68,933
Orissa Division.						
Cuttack	1,561	1,854	1,160	955	1,403	1,115
Puri	613	563	438	266	461	300
Balasor	930	821	596	323	806	411
Angul	17	4	7	3	2	9
TOTAL, ORISSA	3,121	3,242	2,201	1,547	2,672	1,835
Chutia Nagpur Division.						
Hazaribagh	4,003	4,064	3,134	2,609	3,955	2,147
Lohardaga	3,191	2,733	2,146	1,694	2,214	1,348
Manbhum	1,941	1,592	1,792	1,106	1,302	800
Singbhum	205	109	154	50	134	46
TOTAL, CHUTIA NAGPUR	9,340	8,498	7,226	5,459	6,695	4,341
TOTAL FOR BRITISH TERRITORY	883,187	726,465	709,573	395,600	638,112	328,087
Feudatory States.						
Kuch Bihar	6,052	4,077	5,793	2,468	4,969	1,843
Orissa Tributary States	289	231	228	104	274	110
Chutia Nagpur Tributary States	334	237	191	136	227	127
TOTAL FOR THE FEUDATORY STATES	6,675	5,145	6,212	2,708	5,470	2,080
British Subjects in French Chandranagar	83	15	45	6	67	9

This content downloaded from
14.194.219.90 on Fri, 09 Feb 2024 06:46:19 +00:00
All use subject to https://about.jstor.org/terms

AND AGE—PART C—MUSALMANS—(2) MARRIED—*concluded.*

PERIODS.

45—49.		50—54.		55—59.		60 AND OVER.	
Male.	Female.	Male.	Female.	Male.	Female.	Male.	Female.
23	24	25	26	27	28	29	30
3,034	2,057	4,021	2,381	1,472	736	4,970	1,563
3,227	2,529	4,003	2,491	1,540	908	4,547	1,681
1,740	1,401	2,433	1,535	756	471	2,975	979
5,766	3,867	6,936	3,164	2,427	1,410	6,780	1,951
5,572	4,664	6,535	3,825	2,717	1,961	7,006	2,585
4,175	3,756	4,917	3,333	1,841	1,359	6,548	2,662
4,754	3,383	4,886	2,449	1,948	1,318	5,381	1,937
28,268	21,650	33,731	19,178	12,701	8,163	38,207	13,358
3,158	1,630	3,435	1,461	1,136	614	3,506	889
3,087	2,104	3,739	1,931	1,468	690	3,841	1,136
16,022	4,489	13,567	3,534	5,455	948	13,756	1,844
5,227	1,741	5,280	1,507	1,926	438	6,398	936
1,875	851	1,727	832	849	368	2,239	576
29,369	10,815	27,748	9,265	10,834	3,058	29,740	5,381
57,637	32,465	61,479	28,443	23,535	11,221	67,947	18,739
648	290	893	404	247	64	953	196
213	79	335	120	100	15	283	53
340	110	426	137	121	30	354	68
6	1	10	1	2	...	2	...
1,207	480	1,666	662	470	109	1,592	317
1,942	1,221	1,808	758	699	297	1,523	447
1,015	622	1,141	547	442	236	1,113	473
922	410	847	364	373	133	1,021	268
58	20	55	11	35	5	55	7
3,937	2,273	3,851	1,680	1,549	671	3,712	1,195
385,930	120,016	390,531	115,157	152,758	33,473	433,092	62,132
2,763	563	2,893	635	911	119	3,087	233
99	33	138	48	34	7	94	15
80	31	117	34	44	9	85	25
2,941	627	3,148	717	989	135	3,266	273
28	4	19	...	9	2	21	2

This content downloaded from
14.194.219.90 on Fri, 09 Feb 2024 06:46:19 +00:00
All use subject to https://about.jstor.org/terms

TABLE VIII.—Civil condition by religion

District.	Total Widowed.			Age 0—4.		Age 5—9.	
	Total.	Male.	Female.	Male.	Female.	Male.	Female.
1	2	3	4	5	6	7	8
Bardwan Division.							
Bardwan	42,206	5,043	37,163	17	33	35	115
Bankura	6,221	688	5,533	...	2	1	14
Birbhum	22,052	2,087	19,965	...	13	2	42
Midnapur	19,748	2,017	17,731	10	13	11	50
Hugli	30,797	3,199	27,598	2	9	2	50
Howrah	17,538	1,876	15,662	3	6	4	38
Total	138,562	14,910	123,652	32	76	55	309
Presidency Division.							
24-Parganas	72,116	10,417	61,699	16	69	36	316
Calcutta	17,311	4,242	13,069	1	3	10	10
Nadia	121,964	9,279	112,685	9	57	12	227
Jessor	148,013	15,685	132,328	9	142	45	434
Murshidabad	85,017	5,815	79,202	7	48	12	260
Khulna	63,608	11,213	52,395	10	55	47	216
Total	508,029	56,651	451,378	52	374	162	1,513
Rajshahi Division.							
Dinajpur	85,481	17,545	67,936	21	121	66	376
Rajshahi	115,830	9,139	106,691	9	106	28	372
Rangpur	145,702	22,209	123,493	19	145	57	600
Bogra	59,290	7,620	51,670	3	49	15	228
Pabna	96,206	8,481	87,725	5	70	9	229
Darjeeling	810	302	508	...	...	3	1
Jalpaiguri	22,748	4,890	17,858	2	14	5	55
Total	526,067	70,186	455,881	59	503	183	1,861
Dacca Division.							
Dacca	126,402	12,391	114,011	9	92	30	316
Faridpur	110,326	12,001	98,325	9	218	52	451
Bakharganj	127,497	22,057	105,440	16	197	131	592
Maimansingh	198,419	27,907	170,512	38	171	88	523
Total	562,644	74,356	488,288	73	634	301	1,882
Chittagong Division.							
Chittagong	89,947	7,238	82,709	...	36	6	81
Noakhali	51,882	7,426	44,456	5	30	13	110
Tippera	85,086	10,060	75,026	7	87	26	149
Total	226,915	24,724	202,191	12	153	45	340
TOTAL, BENGAL PROPER	1,962,217	240,827	1,721,390	228	1,752	746	5,885

This content downloaded from
14.194.219.90 on Fri, 09 Feb 2024 06:46:19 +00:00
All use subject to https://about.jstor.org/terms

AND AGE—PART C—MUSALMANS—(3) WIDOWED.

PERIODS.

10—14.		15—19.		20—24.		25—29.	
Male.	Female.	Male.	Female.	Male.	Female.	Male.	Female.
9	10	11	12	13	14	15	16
39	302	89	611	142	944	285	2,599
2	39	8	75	11	167	46	373
12	124	39	317	57	472	164	1,208
19	150	53	296	90	540	145	1,019
15	230	36	344	80	673	166	1,593
28	132	53	266	87	518	158	911
115	977	278	1,909	467	3,314	964	7,703
117	745	297	1,744	371	2,373	678	4,157
60	104	131	366	239	553	357	774
36	1,098	126	2,374	203	3,605	423	6,369
197	1,395	415	2,405	570	3,997	1,009	8,524
61	852	144	1,868	207	2,807	287	5,308
148	545	268	974	445	1,511	859	3,063
619	4,739	1,381	9,791	2,035	14,846	3,613	28,395
498	945	551	1,184	671	1,766	1,502	4,440
173	1,078	321	1,716	534	3,179	906	6,565
161	1,119	463	2,014	739	3,704	1,083	7,196
87	510	192	840	334	1,428	711	2,754
50	827	146	1,380	280	1,933	596	3,829
3	3	5	6	20	14	46	24
22	137	54	290	113	583	417	1,031
996	4,619	1,732	7,430	2,751	12,607	5,921	25,839
83	1,148	214	2,053	449	2,876	957	5,191
197	984	317	1,337	444	2,217	802	4,827
466	986	619	1,275	984	2,043	1,789	4,439
315	1,687	508	3,432	1,159	4,575	2,242	8,806
1,061	4,805	1,658	8,097	3,036	11,711	5,790	23,263
19	461	71	1,860	309	2,653	480	3,989
31	452	110	927	317	1,096	523	1,641
52	628	152	1,648	413	2,046	846	3,389
102	1,541	333	4,435	1,039	5,795	1,849	8,319
2,893	16,681	5,282	31,662	9,328	48,273	18,157	93,519

This content downloaded from
14.194.219.90 on Fri, 09 Feb 2024 06:46:19 +00:00
All use subject to https://about.jstor.org/terms

TABLE VIII.—Civil condition by religion

District.	AGE					
	30—34.		35—39.		40—44.	
	Male.	Female.	Male.	Female.	Male.	Female.
	17	18	19	20	21	22
Bardwan Division.						
Bardwan	441	3,421	468	3,960	531	5,750
Bankura	53	521	78	579	70	844
Birbhum	152	1,739	189	2,072	173	2,813
Midnapur	221	1,848	187	1,605	268	2,994
Hugli	292	2,648	309	2,584	412	4,798
Howrah	159	1,472	145	1,346	263	2,509
Total	1,318	11,649	1,374	12,146	1,717	19,708
Presidency Division.						
24-Parganas	823	6,473	868	4,619	1,153	9,541
Calcutta	491	1,209	373	861	628	2,144
Nadia	492	12,302	538	10,194	905	16,287
Jessor	1,061	16,308	1,129	12,463	1,619	20,623
Murshidabad	378	9,333	407	7,293	512	11,840
Khulna	985	5,665	966	4,603	1,235	7,480
Total	4,230	51,283	4,281	40,033	6,052	67,915
Rajshahi Division.						
Dinajpur	1,746	6,202	2,210	7,366	2,183	10,304
Rajshahi	1,072	11,051	744	9,436	933	18,663
Rangpur	2,443	12,255	2,506	12,230	3,303	21,300
Bogra	859	4,247	738	4,575	854	7,636
Pabna	718	6,614	606	6,874	787	12,770
Darjeeling	40	58	35	51	45	70
Jalpaiguri	504	1,544	612	1,692	699	2,657
Total	7,382	41,971	7,451	42,224	8,804	73,400
Dacca Division.						
Dacca	1,033	8,359	1,017	9,591	1,156	16,173
Faridpur	927	8,739	725	7,854	1,127	15,520
Bakharganj	2,083	7,563	1,779	8,987	2,329	14,990
Maimansingh	2,488	12,039	6,558	14,623	2,889	24,407
Total	6,531	36,706	10,079	41,055	7,501	71,090
Chittagong Division.						
Chittagong	693	6,837	417	4,756	654	11,513
Noakhali	604	2,680	511	2,726	725	5,892
Tippera	946	5,405	831	6,202	949	10,961
Total	2,243	14,922	1,759	13,684	2,328	28,366
TOTAL, BENGAL PROPER...	21,704	156,531	24,944	149,142	28,402	260,479

This content downloaded from
14.194.219.90 on Fri, 09 Feb 2024 06:46:19 +00:00
All use subject to https://about.jstor.org/terms

AND AGE—PART C—MUSALMANS—(3) WIDOWED—*continued.*

PERIODS.

45—49.		50—54.		55—59.		60 AND OVER.	
Male.	Female.	Male.	Female.	Male.	Female.	Male.	Female.
23	24	25	26	27	28	29	30
477	*4,051*	526	*4,257*	577	*3,524*	1,418	*7,596*
68	*515*	79	*838*	56	*414*	216	*1,152*
211	*2,097*	253	*2,794*	165	*1,452*	670	*4,822*
116	*1,311*	228	*2,822*	105	*977*	564	*4,106*
264	*2,609*	374	*4,094*	254	*1,893*	993	*6,068*
139	*1,141*	180	*2,113*	106	*1,186*	557	*4,024*
1,275	*11,724*	1,640	*16,918*	1,257	*9,451*	4,418	*27,768*
1,082	*4,750*	1,025	*8,139*	1,052	*4,933*	2,899	*13,857*
316	*940*	516	*1,975*	209	*734*	911	*3,403*
713	*8,129*	1,233	*15,423*	887	*8,225*	3,723	*28,195*
1,209	*8,909*	1,806	*18,173*	1,241	*9,187*	5,285	*29,658*
381	*5,331*	607	*10,593*	473	*4,927*	2,339	*18,743*
933	*4,130*	1,216	*7,644*	731	*3,458*	3,365	*13,051*
4,729	*32,189*	6,402	*61,910*	4,573	*31,454*	18,523	*106,906*
1,639	*7,671*	1,851	*9,901*	1,123	*4,258*	3,424	*13,399*
565	*10,094*	908	*16,432*	326	*5,119*	2,620	*22,880*
1,841	*10,713*	2,992	*20,885*	924	*5,059*	5,016	*26,273*
545	*4,923*	880	*8,740*	264	*2,323*	2,138	*13,417*
675	*7,548*	1,032	*13,677*	427	*4,938*	3,150	*27,036*
24	*48*	21	*93*	13	*21*	47	*119*
461	*1,755*	620	*2,845*	245	*993*	1,136	*4,262*
5,750	*42,752*	8,304	*72,576*	3,322	*22,711*	17,531	*107,386*
891	*10,629*	1,319	*17,828*	619	*5,656*	4,614	*34,113*
753	*7,693*	1,522	*16,579*	580	*4,504*	4,546	*27,429*
1,620	*10,484*	2,723	*19,071*	1,203	*6,838*	6,315	*27,975*
1,801	*15,727*	2,402	*26,350*	1,043	*9,863*	6,376	*48,423*
5,065	*44,526*	7,965	*79,728*	3,445	*26,861*	21,851	*137,940*
446	*6,487*	855	*14,889*	442	*5,188*	2,846	*24,659*
480	*3,475*	933	*8,587*	415	*2,519*	2,759	*14,321*
674	*6,676*	1,153	*13,352*	457	*3,868*	3,554	*20,615*
1,600	*16,638*	2,941	*36,828*	1,314	*11,575*	9,159	*59,595*
18,419	147,829	27,252	267,990	13,911	102,052	71,481	439,595

M 3

This content downloaded from
14.194.219.90 on Fri, 09 Feb 2024 06:46:19 +00:00
All use subject to https://about.jstor.org/terms

TABLE VIII.—Civil condition by religion

District.	Total Widowed.			Age 0—4.		Age 5—9.	
	Total.	Male.	Female.	Male.	Female.	Male.	Female.
1	2	3	4	5	6	7	8
Patna Division.							
Patna	28,142	4,320	*23,822*	17	*26*	28	*70*
Gaya	32,658	5,391	*27,267*	35	*25*	61	*81*
Shahabad	18,903	2,934	*15,969*	6	*13*	18	*34*
Darbhanga	37,549	6,303	*31,246*	24	*46*	98	*165*
Muzaffarpur	38,895	6,758	*32,137*	26	*15*	89	*174*
Saran	31,982	5,096	*26,886*	5	*9*	22	*42*
Champaran	29,507	7,682	*21,825*	24	*53*	72	*133*
Total	217,636	38,484	*179,152*	137	*189*	388	*699*
Bhagalpur Division.							
Bhagalpur	22,787	4,000	*18,787*	19	*20*	64	*113*
Monghyr	23,503	3,489	*20,014*	66	*21*	91	*80*
Purnea	94,814	13,431	*81,383*	5	*26*	35	*315*
Malda	47,110	2,779	*44,331*	2	*27*	23	*139*
Santal Parganas	10,553	1,430	*9,123*	4	*12*	18	*90*
Total	198,767	25,129	*173,638*	96	*106*	231	*737*
TOTAL, BIHAR	416,403	63,613	352,790	233	295	619	1,436
Orissa Division.							
Cuttack	6,753	470	*6,283*	3	...	1	*2*
Puri	1,566	181	*1,385*	...	...	...	...
Balasor	2,953	286	*2,667*	...	...	...	*3*
Angul	19	3	*16*	...	...	...	...
TOTAL, ORISSA	11,291	940	10,351	3	...	1	5
Chutia Nagpur Division.							
Hazaribagh	10,672	2,057	*8,615*	5	*5*	33	*80*
Lohardaga	11,367	3,491	*7,876*	10	*13*	63	*111*
Manbhum	4,799	915	*3,884*	1	*8*	5	*30*
Singbhum	299	57	*242*	...	*2*	1	*1*
TOTAL, CHUTIA NAGPUR	27,137	6,520	20,617	16	28	101	222
TOTAL FOR BRITISH TERRITORY	2,417,048	311,900	2,105,148	480	2,075	1,467	7,548
Feudatory States.							
Kuch Bihar	20,069	3,755	*16,314*	1	*19*	5	*93*
Orissa Tributary States	634	101	*533*	...	...	...	...
Chutia Nagpur Tributary States	714	174	*540*	...	*1*	2	...
TOTAL FOR THE FEUDATORY STATES	21,417	4,030	17,387	1	20	7	92
British subjects in French Chandranagar	92	35	*57*	...	...	2	...

This content downloaded from
14.194.219.90 on Fri, 09 Feb 2024 06:46:19 +00:00
All use subject to https://about.jstor.org/terms

AND AGE—PART C—MUSALMANS—(3) WIDOWED—*continued.*

PERIODS.

10—14.		15—19.		20—24.		25—29.	
Male.	Female.	Male.	Female.	Male.	Female.	Male.	Female.
9	10	11	12	13	14	15	16
58	98	68	241	206	581	244	929
133	265	118	385	212	805	336	1,346
56	109	112	165	140	359	203	637
107	330	208	409	230	717	381	1,407
221	351	223	422	283	855	429	1,510
74	104	108	221	166	492	239	949
185	223	207	268	316	521	513	939
924	1,480	1,044	2,111	1,553	4,330	2,345	7,717
133	209	114	504	156	542	312	1,028
117	211	108	253	109	494	176	934
115	739	241	1,161	371	1,880	1,027	4,623
56	599	126	1,300	129	1,608	181	3,053
60	155	62	196	68	291	103	517
481	1,897	651	3,914	833	4,815	1,799	10,155
1,405	3,377	1,695	5,325	2,386	9,145	4,144	17,872
2	20	8	79	17	137	16	244
1	5	2	14	6	30	17	50
1	13	4	50	13	94	17	138
...	...	...	...	1	1	...	...
4	38	14	143	37	262	50	432
97	159	89	236	94	230	139	413
197	309	180	317	271	516	389	654
29	66	37	111	38	118	73	227
3	1	3	2	2	5	8	11
326	535	309	666	405	869	609	1,305
4,628	20,631	7,400	37,796	12,156	58,549	22,940	113,128
26	169	57	382	109	610	233	1,215
...	2	4	4	3	24	13	22
5	7	1	5	6	18	15	38
31	178	62	391	118	652	261	1,275
2	1	...	1	1	1	2	4

This content downloaded from
14.194.219.90 on Fri, 09 Feb 2024 06:46:19 +00:00
All use subject to https://about.jstor.org/terms

TABLE VIII.—CIVIL CONDITION BY RELIGION

DISTRICT.	AGE					
	30—34.		35—39.		40—44.	
	Male.	Female.	Male.	Female.	Male.	Female.
	17	18	19	20	21	22
Patna Division.						
Patna	318	1,735	265	1,507	419	3,358
Gaya	461	2,324	367	1,998	601	3,828
Shahabad	275	1,177	201	1,088	294	2,465
Darbhanga	600	2,791	413	2,313	633	4,479
Muzaffarpur	591	2,676	418	2,290	645	4,209
Saran	348	1,964	329	1,940	490	3,747
Champaran	738	1,606	702	1,609	931	2,671
Total ...	3,331	14,273	2,695	12,665	4,013	24,743
Bhagalpur Division.						
Bhagalpur	416	1,760	304	1,409	541	2,709
Monghyr	252	1,616	200	1,316	363	2,856
Purnea...	1,395	7,688	1,476	8,709	1,638	11,769
Malda	173	4,233	215	4,307	248	6,380
Santal Parganas	118	723	81	699	155	1,204
Total ...	2,354	16,020	2,276	16,433	2,915	24,918
TOTAL, BIHAR ...	5,685	30,293	4,971	29,098	6,928	49,661
Orissa Division.						
Cuttack	29	540	28	415	51	1,087
Puri	27	110	18	104	16	242
Balasor	28	251	22	176	39	487
Angul	...	...	...	2	2	6
TOTAL, ORISSA ...	84	901	68	697	108	1,822
Chutia Nagpur Division.						
Hazaribagh	184	821	187	790	240	1,291
Lohardaga	470	879	345	704	406	1,073
Manbhum	63	279	96	370	94	471
Singbhum	10	21	4	22	7	39
TOTAL, CHUTIA NAGPUR	726	1,993	629	1,886	747	2,804
TOTAL FOR BRITISH TERRITORY	28,199	189,718	30,612	190,823	34,185	314,766
Feudatory States.						
Kuch Bihar	352	1,565	432	1,669	553	2,526
Orissa Tributary States	10	43	11	40	16	98
Chutia Nagpur Tributary States ...	21	50	23	46	28	89
TOTAL FOR THE FEUDATORY STATES	383	1,658	466	1,755	597	2,708
British subjects in French Chandranagar	3	8	4	9	6	6

This content downloaded from
14.194.219.90 on Fri, 09 Feb 2024 06:46:19 +00:00
All use subject to https://about.jstor.org/terms

AND AGE—PART C—MUSALMANS—(3) WIDOWED—*concluded.*

PERIODS.

45—49.		50—54.		55—59.		60 AND OVER.	
Male.	Female.	Male.	Female.	Male.	Female.	Male.	Female.
23	24	25	26	27	28	29	30
312	1,722	607	4,123	243	1,193	1,535	8,239
384	2,213	674	4,913	316	1,525	1,693	8,339
184	1,208	354	2,765	117	708	974	5,241
441	2,613	792	4,752	318	1,561	1,968	9,671
483	2,687	766	4,722	416	1,801	2,168	10,432
374	2,333	678	4,118	290	1,420	1,973	9,547
661	2,056	902	3,071	398	1,363	2,033	7,310
2,839	14,831	4,773	27,764	2,098	9,571	12,344	58,779
316	1,471	483	2,905	175	843	997	5,483
243	1,574	392	3,118	200	999	1,172	6,542
1,330	9,026	1,563	11,069	745	4,645	3,490	19,747
182	3,881	265	5,609	153	2,158	1,026	11,037
106	779	137	1,259	67	513	451	2,693
2,177	16,734	2,840	23,160	1,340	9,157	7,136	45,502
5,016	31,565	7,613	51,724	3,438	18,728	19,480	104,281
32	422	67	1,106	28	218	188	2,013
10	103	27	252	12	67	45	408
17	210	43	447	7	93	95	705
...	...	...	3	...	1	...	3
59	735	137	1,808	47	379	328	3,129
173	714	208	1,293	98	455	512	2,198
225	494	309	943	144	370	482	1,493
78	391	100	471	61	222	244	1,127
7	29	3	33	2	14	7	69
482	1,628	620	2,740	305	1,061	1,245	4,880
23,976	181,747	35,622	324,262	17,701	122,220	92,534	551,895
344	1,434	502	2,419	194	771	947	3,443
4	31	15	101	1	21	24	147
13	39	18	72	14	28	28	161
361	1,497	535	2,592	209	820	999	3,751
5	3	3	8	1	2	6	14

This content downloaded from
14.194.219.90 on Fri, 09 Feb 2024 06:46:19 +00:00
All use subject to https://about.jstor.org/terms

TABLE VIII.—CIVIL CONDITION BY RELIGION

DISTRICT.	TOTAL UNMARRIED.			AGE									
				0—4.		5—9.		10—14.		15—19.		20—24.	
	Total.	Male.	Female.	Male.	Female.	Male.	Female.	Male.	Female.	Male.	Female.	Male.	Female.
1	2	3	4	5	6	7	8	9	10	11	12	13	14
Bardwan Division.													
Bardwan	2	2	...	...	...	...	...	...	...	...	...	...	...
Birbhum	...	...	...	...	...	...	...	...	...	...	...	...	...
Midnapore	...	...	...	...	...	...	...	...	...	...	...	...	...
Hugli	1	...	1	...	...	...	...	...	1	...	...	...	...
Howrah	4	4	...	1	...	...	...	...	...	...	...	3	...
Total ...	7	6	1	1	...	...	...	...	1	...	...	3	...
Presidency Division.													
24-Parganas	7	6	1	...	1	...	...	1	...	2	...	2	...
Calcutta	766	627	139	64	53	52	38	75	26	117	6	95	4
Nadia	1	1	...	...	...	...	...	...	...	...	...	...	...
Jessor	...	...	...	...	...	...	...	...	...	...	...	...	...
Khulna	1	1	...	...	...	...	...	1	...	...	...	...	...
Total ...	775	635	140	64	53	52	38	77	26	119	6	97	4
Rajshahi Division.													
Dinajpur	...	...	...	...	...	...	...	...	...	...	...	...	...
Rajshahi	...	...	...	...	...	...	...	...	...	...	...	...	...
Rangpur	6	6	...	...	...	...	...	1	...	3	...	...	...
Pabna	...	...	...	...	...	...	...	...	...	...	...	...	...
Darjeeling	20,685	11,189	9,496	2,705	2,763	2,834	2,752	2,446	2,177	1,624	1,139	809	346
Jalpaiguri	1,045	623	422	141	114	154	124	104	98	98	54	60	16
Total ...	21,736	11,818	9,918	2,906	2,877	2,988	2,876	2,551	2,275	1,725	1,186	874	362
Dacca Division.													
Dacca	14	14	...	...	...	...	...	...	...	2	...	6	...
Faridpur	...	...	...	...	...	...	...	...	...	...	...	...	...
Bakharganj	3,208	1,748	1,460	473	507	470	466	380	319	236	141	129	16
Total ...	3,222	1,762	1,460	473	507	470	466	380	319	238	141	135	16
Chittagong Division.													
Chittagong	30,404	17,704	12,700	4,885	4,767	4,744	4,568	3,930	2,391	2,364	670	1,183	163
Noakhali	127	92	35	15	18	26	11	18	5	17	...	12	1
Tippera	525	298	227	80	95	89	77	64	47	36	5	19	...
Total ...	31,056	18,094	12,962	4,980	4,880	4,859	4,656	4,012	2,443	2,417	675	1,214	164
TOTAL, BENGAL PROPER	56,796	32,315	24,481	8,424	8,317	8,369	8,036	7,020	5,064	4,499	2,008	2,323	546
Patna Division.													
Patna	7	7	...	4	...	...	...	1	...	1	...	...	...
Shahabad	2	2	...	...	...	...	...	...	...	...	...	1	...
Saran	2	1	1	...	...	...	1	1	...	...	...	...	...
Champaran	1	1	...	...	...	...	...	...	...	...	...	...	...
Total ...	12	11	1	4	...	...	1	2	...	1	...	1	...

This content downloaded from
14.194.219.90 on Fri, 09 Feb 2024 06:46:19 +00:00
All use subject to https://about.jstor.org/terms

AND AGE—PART D—BUDDHISTS—(1) UNMARRIED.

PERIODS.

25—29.		30—34.		35—39.		40—44.		45—49.		50—54.		55—59.		60 AND OVER.	
Male.	Female.	Male.	Female.	Male.	Female.	Male.	Female.	Male.	Female.	Male.	Female.	Male.	Female.	Male.	Female.
15	16	17	18	19	20	21	22	23	24	25	26	27	28	29	30
1	...	1	...	...	...	...	...	...	...	...	...	...	...	...	...
...	...	...	...	...	...	...	...	...	...	...	...	...	...	...	...
...	...	...	...	...	...	...	...	...	...	...	...	...	...	...	...
...	...	...	...	...	...	...	...	...	...	...	...	...	...	...	...
...	...	...	...	...	...	...	...	...	...	...	...	...	...	...	...
1	...	1	...	...	...	...	...	...	...	...	...	...	...	...	...
1	...	...	...	...	...	...	...	...	...	...	...	...	...	...	...
82	3	65	2	29	...	12	1	17	3	12	3	3	1	4	...
...	...	...	...	...	...	...	...	...	...	...	...	...	...	...	...
...	...	...	...	...	...	...	...	...	...	...	...	...	...	...	...
...	...	...	...	...	...	1	...	...	...	...	...	...	...	...	...
83	3	65	2	29	...	13	1	17	3	12	3	3	1	4	...
...	...	...	...	...	...	...	...	...	...	...	...	...	...	...	...
...	...	...	...	...	...	...	...	...	...	...	...	...	...	...	...
1	...	...	...	...	...	...	...	1	...	...	...	...	...	...	...
...	...	...	...	...	...	...	...	...	...	...	...	...	...	...	...
350	104	188	50	57	40	50	10	19	...	20	2	17	5	11	115
17	5	19	4	8	...	12	2	2	...	...	2	1	...	1	3
368	109	207	54	65	40	62	12	22	...	20	4	18	5	12	118
3	...	3	...	...	...	...	...	...	...	...	...	...	...	...	...
...	...	...	...	...	...	...	...	...	...	...	...	...	...	...	...
38	4	12	2	8	...	...	2	...	...	1	...	...	...	1	3
41	4	15	2	8	...	...	2	...	...	1	...	...	...	1	3
379	54	66	31	44	9	26	9	21	10	16	10	9	5	37	13
1	...	2	...	1	...	...	...	...	...	...	...	...	...	...	...
5	2	1	...	1	...	...	...	2	...	...	1	...	...	1	...
385	56	69	31	46	9	26	9	23	10	16	11	9	5	38	13
876	172	357	89	148	49	101	24	62	13	49	18	30	11	65	134
1	...	...	...	...	...	...	...	...	...	...	...	...	...	...	...
1	...	...	...	...	...	...	...	...	...	...	...	...	...	...	...
...	...	...	...	...	...	...	...	...	...	...	...	...	...	...	...
1	...	...	...	...	...	...	...	...	...	...	...	...	...	...	...
3	...	...	...	...	...	...	...	...	...	...	...	...	...	...	...

This content downloaded from
14.194.219.90 on Fri, 09 Feb 2024 06:46:19 +00:00
All use subject to https://about.jstor.org/terms

TABLE VIII.—Civil condition by religio

District.	Total Unmarried.			Age									
				0—4.		5—9.		10—14.		15—19.		20—24.	
	Total.	Male.	Female.	Male.	Female.	Male.	Female.	Male.	Female.	Male.	Female.	Male.	Female
1	2	3	4	5	6	7	8	9	10	11	12	13	14
Bhagalpur Division.													
Bhagalpur	8	8	...	...	...	...	...	...	...	...	...	3	...
Monghyr	1	1	...	...	...	...	...	...	...	...	...	...	...
Total ...	9	9	...	...	...	...	...	...	...	...	...	3	...
TOTAL, BIHAR ...	21	20	1	4	...	...	1	2	...	1	...	4	...
Orissa Division.													
Cuttack	13	9	4	4	...	...	3	3	1	2	...	...	...
Puri	37	19	18	...	3	7	7	8	8	3	...	1	...
Balasor	...	...	...	...	...	...	...	...	...	...	...	...	...
Angul	1	1	...	...	...	1	...	...	...	...	...	...	...
TOTAL, ORISSA ...	51	29	22	4	3	8	10	11	9	5	...	1	...
Chutia Nagpur Division.													
Hazaribagh	3	2	1	...	...	...	1	...	...	...	...	...	...
Lohardaga	5	4	1	1	1	2	...	1	...	...	...	...	...
Manbhum	...	...	...	...	...	...	...	...	...	...	...	...	...
Singhbhum	...	...	...	...	...	...	...	...	...	...	...	...	...
TOTAL, CHUTIA NAGPUR	8	6	2	1	1	2	1	1	...	...	...	...	...
TOTAL FOR BRITISH TERRITORY	56,876	32,370	24,506	8,433	8,321	8,379	8,048	7,034	5,073	4,505	2,008	2,328	548
Feudatory States.													
Kuch Bihar	3	3	...	...	...	...	...	...	...	1	...	...	...
Orissa Tributary States ...	312	175	137	51	52	48	61	47	20	16	...	5	...
TOTAL FOR THE FEUDATORY STATES ...	315	78	137	51	52	48	61	47	20	17	...	5	...

This content downloaded from
14.194.219.90 on Fri, 09 Feb 2024 06:46:19 +00:00
All use subject to https://about.jstor.org/terms

AND AGE—PART D—BUDDHISTS—(1) UNMARRIED—*concluded.*

PERIODS.

25—29.		30—34.		35—39.		40—44.		45—49.		50—54.		55—59.		60 AND OVER.	
Male.	Female.	Male.	Female.	Male.	Female.	Male.	Female.	Male.	Female.	Male.	Female.	Male.	Female.	Male.	Female.
15	16	17	18	19	20	21	22	23	24	25	26	27	28	29	30
4	...	1	...	...	...	...	...	...	...	...	...	...	...	...	...
...	...	1	...	...	...	...	...	...	...	...	...	...	...	...	...
4	...	2	...	...	...	...	...	...	...	...	...	...	...	...	...
7	...	2	..	...	...	...	...	...	...	...	...	...	...	...	...
...	...	...	...	...	...	...	...	...	...	...	...	...	...	...	...
...	...	...	...	...	...	...	...	...	...	...	...	...	...	...	...
...	...	...	...	...	...	...	...	...	...	...	...	...	...	...	...
...	...	...	...	...	...	...	...	...	...	...	...	...	...	...	...
...	...	...	...	...	...	...	...	...	...	...	...	...	...	...	...
1	...	...	...	...	...	...	...	...	...	...	...	1	...	...	...
...	...	...	...	...	...	...	...	...	...	...	...	...	...	...	...
...	...	...	...	...	...	...	...	...	...	...	...	...	...	...	...
...	...	...	...	...	...	...	...	...	...	...	...	...	...	...	...
1	...	...	...	...	...	...	...	...	...	...	...	1	...	...	...
886	172	359	89	148	49	101	24	62	13	49	18	31	11	55	134
1	...	1	...	...	...	...	...	...	...	...	...	...	...	...	...
5	1	3	1	...	1	...	1	...	...	...	...	...	...	...	...
6	1	4	1	...	1	...	1	...	...	...	...	...	...	...	...

This content downloaded from
14.194.219.90 on Fri, 09 Feb 2024 06:46:19 +00:00
All use subject to https://about.jstor.org/terms

TABLE VIII.—Civil condition by religion

District.	Total Married.			Age									
				0–4.		5–9.		10–14.		15–19.		20–24.	
	Total.	Male.	Female.	Male.	Female.	Male.	Female.	Male.	Female.	Male.	Female.	Male.	Female.
1	2	3	4	5	6	7	8	9	10	11	12		14
Bardwan Division.													
Bardwan	4	4	...	...	...	...	...	...	...	...	...	2	...
Birbhum	2	2	...	...	...	...	...	...	...	...	...	...	...
Midnapur	22	22	...	...	...	...	...	...	...	...	...	1	...
Hugli	2	1	*1*	...	...	...	...	...	...	...	...	...	...
Howrah	31	29	*2*	...	...	...	...	...	...	...	...	...	*1*
Total	61	58	*3*	...	...	...	...	...	...	...	...	3	*1*
Presidency Division.													
24-Parganas	68	65	*3*	...	...	...	...	...	*1*	...	...	...	*1*
Calcutta	1,310	1,110	*200*	...	...	2	*1*	5	*12*	63	*30*	169	*28*
Nadia	3	3	...	...	...	...	...	...	...	...	...	...	...
Jessor	1	1	...	...	...	...	...	...	...	...	...	...	...
Khulna	1	1	...	...	...	...	...	...	...	...	...	...	...
Total	1,383	1,180	*203*	...	...	2	*1*	5	*13*	63	*30*	169	*29*
Rajshahi Division.													
Dinajpur	1	1	...	...	...	...	...	...	...	...	...	...	...
Rajshahi	13	13	...	...	...	...	...	...	...	...	...	...	...
Rangpur	63	63	...	...	...	...	...	2	...	...	...	6	...
Pabna	1	1	...	...	...	...	...	...	...	...	...	...	...
Darjeeling	17,619	8,930	*8,689*	1	*3*	7	*5*	67	*135*	372	*796*	1,112	*1,419*
Jalpaiguri	1,281	714	*567*	...	*1*	...	...	3	*10*	16	*64*	78	*94*
Total	18,978	9,722	*9,256*	1	*4*	7	*5*	72	*145*	388	*860*	1,196	*1,513*
Dacca Division.													
Dacca	60	59	*1*	...	...	...	...	...	...	...	...	...	*1*
Faridpur	4	3	*1*	...	...	...	...	...	...	...	...	...	...
Bakharganj	2,495	1,284	*1,211*	3	*1*	...	*2*	1	7	18	*138*	125	*244*
Total	2,559	1,346	*1,213*	3	*1*	...	*2*	1	7	18	*138*	125	*245*
Chittagong Division.													
Chittagong	23,183	10,127	*13,056*	9	6	6	63	30	*882*	172	*2,181*	787	*2,458*
Noakhali	158	96	*60*	...	...	...	7	2	*9*	5	*6*	19	*15*
Tippera	578	290	*288*	1	*1*	1	*1*	2	*23*	13	*58*	27	*65*
Total	23,917	10,513	*13,404*	10	7	7	71	34	*914*	190	*2,245*	833	*2,518*
TOTAL, BENGAL PROPER	46,898	22,819	24,079	14	12	16	79	112	1,079	659	3,273	2,326	4,306
Patna Division.													
Patna	6	5	*1*	...	...	...	...	...	...	1	...	2	...
Shahabad	16	16	...	...	...	...	...	...	...	1	...	2	...
Saran	2	1	*1*	...	...	...	...	...	...	...	...	...	...
Champaran	1	1	...	...	...	...	...	...	...	...	...	...	...
Total	25	23	*2*	...	...	...	...	...	...	2	...	4	...

This content downloaded from
14.194.219.90 on Fri, 09 Feb 2024 06:46:19 +00:00
All use subject to https://about.jstor.org/terms

AND AGE—PART D—BUDDHISTS—(2) MARRIED.

PERIODS.

25—29.		30—34.		35—39.		40—44.		45—49.		50—54.		55—59.		60 AND OVER.	
Male.	Female.	Male.	Female.	Male.	Female.	Male.	Female.	Male.	Female.	Male.	Female.	Male.	Female.	Male.	Female.
15	16	17	18	19	20	21	22	23	24	25	26	27	28	29	30
...	...	1	...	1	...	...	...	...	...	...	...	...	...	...	...
...	...	1	...	...	...	1	...	...	...	...	...	...	...	...	...
1	...	3	...	8	...	3	...	2	...	1	...	1	...	2	...
...	...	...	...	...	1	...	...	1	...	...	...	...	...	...	...
3	...	11	...	6	...	3	...	4	1	1	...	1	...	...	...
4	...	16	...	15	1	7	...	7	1	2	...	2	...	2	...
2	1	9	...	9	...	8	...	14	...	12	...	6	...	5	...
178	35	207	27	136	16	142	18	59	9	71	8	35	4	43	2
2	...	...	...	1	...	...	...	...	...	...	...	...	...	...	...
...	...	...	...	...	...	...	...	1	...	...	...	...	...	...	...
1	...	...	...	...	...	...	...	...	...	...	...	...	...	...	...
183	46	216	27	146	16	150	18	74	9	83	8	41	4	48	2
...	...	...	...	1	...	...	...	...	...	...	...	...	...	...	...
3	...	6	...	1	...	2	...	1	...	...	...	...	...	...	...
9	...	6	...	10	...	16	...	3	...	6	...	2	...	3	...
1	...	...	...	...	...	...	...	...	...	...	...	...	...	...	...
1,463	1,633	1,479	1,423	1,177	888	1,108	960	536	433	568	426	259	201	781	367
116	96	105	88	87	59	150	77	53	21	56	18	15	14	55	25
1,592	1,729	1,596	1,511	1,276	947	1,256	1,057	593	454	630	444	276	215	839	392
12	...	19	...	10	...	10	...	4	...	4	...	...	...	...	...
2	...	...	...	...	...	...	1	...	...	1	...	...	...	...	...
201	220	254	193	154	102	145	124	119	54	89	61	52	23	123	42
215	220	273	193	164	102	155	125	123	54	94	61	52	23	123	42
1,456	2,127	1,859	2,032	1,120	941	1,351	960	810	425	985	505	395	261	1,147	235
11	7	18	6	11	2	12	7	1	...	12	1	1	...	4	...
56	61	40	36	50	17	33	18	21	5	18	2	10	...	18	1
1,523	2,195	1,917	2,074	1,181	960	1,396	985	832	430	1,015	508	406	261	1,169	236
3,617	4,160	4,016	3,805	2,782	2,026	2,984	2,165	1,629	948	1,824	1,021	777	503	2,181	672
...	...	...	...	...	...	1	...	1	...	...	...	...	...	...	1
5	...	3	...	1	...	1	...	...	...	1	...	1	...	1	...
1	...	...	1	...	...	...	...	...	...	...	...	...	...	...	...
...	...	1	...	...	...	...	...	...	...	...	...	...	...	...	...
6	...	4	1	1	...	2	...	1	...	1	...	1	...	1	1

This content downloaded from
14.194.219.90 on Fri, 09 Feb 2024 06:46:19 +00:00
All use subject to https://about.jstor.org/terms

TABLE VIII.—Civil condition by religion

District.	Total Married.			AGE									
				0—4.		5—9.		10—14.		15—19.		20—24.	
	Total.	Male.	Female.	Male.	Female.	Male.	Female.	Male.	Female.	Male.	Female.	Male.	Female.
1	2	3	4	5	6	7	8	9	10	11	12	13	14
Bhagalpur Division.													
Bhagalpur	17	17	...	...	...	...	...	...	...	...	...	...	...
Monghyr	3	3	...	...	...	...	...	...	...	...	...	...	...
Total ...	20	20	...	...	...	...	...	...	...	...	...	...	...
TOTAL, BIHAR ...	45	43	2	...	...	...	...	...	...	2	...	4	...
Orissa Division.													
Cuttack	9	4	5	...	...	...	...	...	...	...	1	1	2
Puri	47	25	22	...	...	...	...	...	2	1	2	6	8
Balasor	3	3	...	...	...	...	...	...	...	...	...	...	...
Angul	1	1	...	...	...	...	...	...	...	...	...	...	...
TOTAL, ORISSA ...	60	33	27	...	...	...	...	...	2	1	3	7	10
Chutia Nagpur Division.													
Hazaribagh	6	2	4	...	...	...	...	1	...	1	...	...	...
Lohardaga	3	1	2	...	...	...	...	...	...	...	...	...	...
Manbhum	...	...	...	...	...	...	...	...	...	...	...	...	...
Singhbhum	...	...	...	...	...	...	...	...	...	...	...	...	...
TOTAL, CHUTIA NAGPUR	9	3	6	...	...	...	...	1	...	1	...	...	...
TOTAL FOR BRITISH TERRITORY	47,012	22,898	24,114	14	12	16	79	113	1,081	663	3,276	2,337	4,318
Feudatory States.													
Kuch Bihar	8	7	1	...	...	...	...	...	...	...	...	...	...
Orissa Tributary States ...	441	223	218	1	...	...	2	9	26	18	31	28	28
TOTAL FOR THE FEUDATORY STATES ...	449	230	219	1	...	...	2	9	26	18	31	28	28

This content downloaded from
14.194.219.90 on Fri, 09 Feb 2024 06:46:19 +00:00
All use subject to https://about.jstor.org/terms

AND AGE—PART D—BUDDHISTS—(2) MARRIED—*concluded.*

PERIODS.

25—29.		30—34.		35—39.		40—44.		45—49.		50—54.		55—59.		60 AND OVER.	
Male.	Female.	Male.	Female.	Male.	Female.	Male.	Female.	Male.	Female.	Male.	Female.	Male.	Female.	Male.	Female.
15	16	17	18	19	20	21	22	23	24	25	26	27	28	29	30
1	...	4	...	4	...	8	...	...	...	...	...	...	...	...	...
...	...	...	...	1	...	2	...	...	...	...	...	...	...	...	...
1	...	4	...	5	...	10	...	...	...	...	...	...	...	...	...
7	...	8	1	6	...	12	...	1	...	1	...	1	...	1	1
1	...	...	...	1	1	...	...	...	...	...	1	...	...	1	...
3	3	3	3	4	1	2	3	1	...	1	...	1	...	3	...
...	...	...	...	1	...	1	...	...	...	1	...	...	...	...	...
...	...	...	...	1	...	...	...	...	...	...	...	...	...	...	...
4	3	3	3	7	2	3	3	1	...	2	1	1	...	4	...
...	...	...	...	...	...	...	...	...	...	...	...	...	2	...	2
...	...	...	1	...	1	...	...	...	...	...	...	1	...	...	...
...	...	...	...	...	...	...	...	...	...	...	...	...	...	...	...
...	...	...	...	...	...	...	...	...	...	...	...	...	...	...	...
...	...	...	1	...	1	...	...	...	...	...	...	1	2	...	2
3,528	4,193	4,029	3,810	2,795	2,029	2,979	2,168	1,631	948	1,627	1,022	780	505	2,186	675
1	...	3	1	1	...	2	...	...	...	...	...	...	...	...	...
25	32	35	40	24	12	37	16	15	6	8	10	3	1	20	4
26	42	38	41	25	12	39	16	15	6	8	10	3	1	20	4

N

This content downloaded from
14.194.219.90 on Fri, 09 Feb 2024 06:46:19 +00:00
All use subject to https://about.jstor.org/terms

TABLE VIII.—Civil condition by religion

District.	Total Widowed.			Age 0—4.		5—9.		10—14		15—19.		20—24.	
	Total.	Male.	Female.	Male.	Female.	Male.	Female.	Male.	Female.	Male.	Female.	Male.	Female.
1	2	3	4	5	6	7	8	9	10	11	12	13	14
Bardwan Division.													
Bardwan	...	...	...	...	...	...	...	...	...	...	...	...	...
Birbhum	3	3	...	...	...	...	...	...	...	...	...	...	...
Midnapur	...	...	...	...	...	...	...	...	...	...	...	...	...
Hugli	...	...	...	...	...	...	...	...	...	...	...	...	...
Howrah	...	...	...	...	...	...	...	...	...	...	...	...	...
Total ...	3	3	...	...	...	...	...	...	...	...	...	...	...
Presidency Division.													
24-Parganas	2	2	...	...	...	...	...	...	...	...	...	...	...
Calcutta	123	52	71	...	...	...	...	3	2	1	4	1	2
Nadia	...	...	...	...	...	...	...	...	...	...	...	...	...
Jessor	...	...	...	...	...	...	...	...	...	...	...	...	...
Khulna	...	...	...	...	...	...	...	...	...	...	...	...	...
Total ...	125	54	71	...	...	...	...	3	2	1	4	1	2
Rajshahi Division.													
Dinajpur	...	...	...	...	...	...	...	...	...	...	...	...	...
Rajshahi	1	1	...	...	...	...	...	...	...	...	...	...	...
Rangpur	2	2	...	...	...	...	...	...	...	...	...	...	...
Pabna	...	...	...	...	...	...	...	...	...	...	...	...	...
Darjeeling	2,216	491	1,275	1	1	...	...	...	3	9	26	15	48
Jalpaiguri	183	47	136	...	1	...	...	...	...	1	1	3	7
Total ...	2,402	541	1,861	1	2	...	...	...	3	10	27	18	55
Dacca Division.													
Dacca	2	2	...	...	...	...	...	...	...	...	...	...	...
Faridpur	...	...	...	...	...	...	...	...	...	...	...	...	...
Bakharganj	377	173	204	...	...	...	...	...	...	...	7	12	10
Total ...	379	175	204	...	...	...	...	...	...	...	7	12	10
Chittagong Division.													
Chittagong	8,028	704	7,324	...	1	...	7	2	41	8	203	26	306
Noakhali	26	3	23	...	...	...	...	...	...	...	...	...	1
Tippera	114	23	91	...	...	...	...	...	...	...	3	1	...
Total ...	8,168	730	7,438	...	1	...	7	2	41	8	206	27	307
TOTAL, BENGAL PROPER	11,077	1,503	9,574	1	3	...	7	5	46	19	244	58	374
Patna Division.													
Patna	6	...	4	...	...	...	...	...	...	...	...	...	...
Shahabad	3	3	...	...	...	...	...	...	...	...	...	1	...
Saran	...	...	...	...	...	...	...	...	...	...	...	...	...
Champaran	...	...	...	...	...	...	...	...	...	...	...	...	...
Total ...	9	5	4	...	...	...	...	...	...	...	...	1	...

This content downloaded from
14.194.219.90 on Fri, 09 Feb 2024 06:46:19 +00:00
All use subject to https://about.jstor.org/terms

AND AGE—PART D—BUDDHISTS—(3) WIDOWED.

PERIODS.

25—29.		30—34.		35—39.		40—44.		45—49.		50—54.		55—59.		60 AND OVER.	
Male.	Female.	Male.	Female.	Male.	Female.	Male.	Female.	Male.	Female.	Male.	Female.	Male.	Female.	Male.	Female.
15	16	17	18	19	20	21	22	23	24	25	26	27	28	29	30
...	...	...	...	...	...	...	...	...	...	...	...	...	...	...	...
2	...	...	...	...	...	...	...	...	...	1	...	...	...	...	...
...	...	...	...	...	...	...	...	...	...	...	...	...	...	...	...
...	...	...	...	...	...	...	...	...	...	...	...	...	...	...	...
...	...	...	...	...	...	...	...	...	...	...	...	...	...	...	...
2	...	...	...	...	...	...	...	...	...	1	...	...	...	...	...
...	...	...	...	...	...	...	...	...	...	...	...	1	...	1	...
4	6	7	2	5	2	10	9	2	7	9	12	1	9	9	16
...	...	...	...	...	...	...	...	...	...	...	...	...	...	...	...
...	...	...	...	...	...	...	...	...	...	...	...	...	...	...	...
...	...	...	...	...	...	...	...	...	...	...	...	...	...	...	...
4	6	7	2	5	2	10	9	2	7	9	12	2	9	10	16
...	...	...	...	...	...	...	...	...	...	...	...	...	...	...	...
...	...	...	...	...	...	...	...	...	...	...	...	1	...	...	...
...	...	...	...	...	...	...	...	1	...	1	...	...	...	...	...
...	...	...	...	...	...	...	...	...	...	...	...	...	...	...	...
38	80	53	139	34	116	63	223	44	145	43	214	33	135	158	595
2	8	1	13	6	10	10	20	1	11	4	11	2	10	17	44
40	88	54	152	40	126	73	243	46	156	48	225	36	145	175	639
1	...	...	...	...	...	1	...	...	...	...	...	...	...	...	...
...	...	...	...	...	...	...	...	...	...	...	...	...	...	...	...
12	11	26	20	20	11	31	12	10	12	14	21	7	15	41	85
13	11	26	20	20	11	32	12	10	12	14	21	7	15	41	85
47	423	58	688	45	483	61	898	45	606	90	1,141	43	473	270	2,054
...	3	...	1	...	1	1	5	...	1	...	3	...	...	2	8
2	9	...	10	3	8	3	13	4	14	3	19	...	...	7	15
49	435	58	699	48	492	65	916	49	621	102	1,163	43	473	279	2,077
108	540	145	873	113	631	180	1,180	107	796	174	1,421	88	642	505	2,817
...	...	...	1	...	...	...	1	...	...	...	1	1	...	1	1
...	...	1	...	1	...	...	...	...	...	...	...	...	...	...	...
...	...	...	...		...	...	...	...	...	...	...	...	...	...	...
...	...	...	...	...	...	...	...	...	...	...	...	...	...	...	...
...	...	1	1	1	...	...	1	...	...	...	1	1	...	1	1

N 2

This content downloaded from
14.194.219.90 on Fri, 09 Feb 2024 06:46:19 +00:00
All use subject to https://about.jstor.org/terms

TABLE VIII.—Civil condition by religion

District.	Total Widowed.			Age 0—4.		5—9.		10—14.		15—19.		20—24.	
	Total.	Male.	Female.	Male.	Female.	Male.	Female.	Male.	Female.	Male.	Female.	Male.	Female.
1	2	3	4	5	6	7	8	9	10	11	12	13	14
Bhagalpur Division.													
Bhagalpur	...	...	...	...	...	...	...	...	...	...	...	...	...
Monghyr	...	...	...	...	...	...	...	...	...	...	...	...	...
Total ...	...	...	...	...	...	...	...	...	...	...	...	...	...
TOTAL, BIHAR ...	9	5	4	...	...	...	...	...	...	...	...	1	...
Orissa Division.													
Cuttack	7	3	4	...	...	...	...	...	...	...	...	...	...
Puri	13	4	9	...	...	...	...	...	...	...	...	...	...
Balasor	...	...	...	...	...	...	...	...	...	...	...	...	...
Angul	...	...	...	...	...	...	...	...	...	...	...	...	...
TOTAL, ORISSA ...	20	7	13	...	...	...	...	...	...	...	...	...	...
Chutia Nagpur Division.													
Hazaribagh	...	...	...	...	...	...	...	...	...	...	...	...	...
Lohardaga	...	...	...	...	...	...	...	...	...	...	...	...	...
Manbhum	...	...	...	...	...	...	...	...	...	...	...	...	...
Singhbhum	...	...	...	...	...	...	...	...	...	...	...	...	...
TOTAL, CHUTIA NAGPUR	...	...	...	...	...	...	...	...	...	...	...	...	...
TOTAL FOR BRITISH TERRITORY	11,106	1,515	9,591	1	...	...	9	5	48	19	244	69	374
Feudatory States.													
Cuch Bihar	1	1	...	...	...	...	...	...	...	...	...	...	...
Orissa Tributary States ...	66	30	66	...	...	...	...	1	2	...	...	1	1
TOTAL FOR THE FEUDATORY STATES ...	67	31	66	...	...	...	...	1	2	...	...	1	1

This content downloaded from
14.194.219.90 on Fri, 09 Feb 2024 06:46:19 +00:00
All use subject to https://about.jstor.org/terms

AND AGE—PART D—BUDDHISTS—(3) WIDOWED—*concluded.*

PERIODS.

25—29.		30—34.		35—39.		40—44.		45—49.		50—54.		55—59.		60 AND OVER.	
Male.	Female.	Male.	Female.	Male.	Female.	Male.	Female.	Male.	Female.	Male.	Female.	Male.	Female.	Male.	Female.
15	16	17	18	19	20	21	22	23	24	25	26	27	28	29	30
...	...	...	...	...	...	...	...	...	...	...	...	...	...	...	...
...	...	...	...	...	...	...	...	...	...	...	...	...	...	...	...
...	...	...	...	...	...	...	...	...	...	...	...	...	...	...	...
...	...	1	1	1	...	...	1	...	...	...	1	1	...	1	1
...	1	...	...	...	1	2	...	1	...	...	...	...	...	...	2
...	...	...	...	...	...	2	6	...	...	...	1	...	...	2	2
...	...	...	...	...	...	...	...	...	...	...	...	...	...	...	...
...	...	...	...	...	...	...	...	...	...	...	...	...	...	...	...
...	1	...	...	...	1	4	6	1	...	...	1	...	...	2	4
...	...	...	...	...	...	...	...	...	...	...	...	...	...	...	...
...	...	...	...	...	...	...	...	...	...	...	...	...	...	...	...
...	...	...	...	...	...	...	...	...	...	...	...	...	...	...	...
...	...	...	...	...	...	...	...	...	...	...	...	...	...	...	...
...	...	...	...	...	...	...	...	...	...	...	...	...	...		...
108	541	146	874	114	632	184	1,187	108	796	174	1,423	89	642	508	2,822
...	...	...	...	...	...	...	...	...	...	1	...	...	...	...	...
2	3	...	1	...	4	8	11	1	4	3	10	1	3	1	27
2	3	...	1	...	4	8	11	1	4	4	10	1	3	13	27

This content downloaded from
14.194.219.90 on Fri, 09 Feb 2024 06:46:19 +00:00
All use subject to https://about.jstor.org/terms

TABLE VIII.—CIVIL CONDITION BY RELIGION

DISTRICT.	TOTAL UNMARRIED.			AGE									
				0—4.		5—9.		10—14.		15—19.		20—24.	
	Total.	Male.	Female.	Male.	Female.	Male.	Female.	Male.	Female.	Male.	Female.	Male.	Female.
1	2	3	4	5	6	7	8	9	10	11	12	13	14
Bardwan Division.													
Bardwan	5	3	2	3	1	...	1	...	...	...	...	...	...
Birbhum	25	20	5	...	2	1	1	10	...	7	1	...	...
Midnapur	5	4	1	2	1	...	...	...	...	...	...	2	...
Hugli	6	4	2	...	2	2	...	...	...	2	...	...	...
Howrah	1	1	...	...	...	...	...	...	...	...	...	...	...
Total ...	42	32	10	5	6	3	2	10	...	9	1	2	...
Presidency Division.													
24-Parganas	2	2	...	...	...	...	...	1	...	1	...	...	...
Calcutta	98	66	32	18	11	12	17	20	3	5	1	3	...
Nadia	55	34	21	17	13	7	5	4	...	3	1	1	...
Jessor	6	4	2	1	...	2	2	1	...	...	...	...	...
Murshidabad	228	146	82	94	65	16	8	12	9	9	...	9	...
Khulna	2	2	...	...	...	...	...	2	...	...	...	...	...
Total ...	391	254	137	130	89	37	32	40	12	18	2	13	...
Rajshahi Division.													
Dinajpur	49	39	10	5	5	5	...	11	4	8	1	4	...
Rajshahi	12	7	5	3	3	2	2	...	...	1	...	...	...
Rangpur	224	206	18	3	9	16	6	62	1	53	2	33	...
Bogra	27	24	3	...	1	1	2	7	...	4	...	1	...
Pabna	109	95	14	6	7	3	5	25	...	30	...	12	...
Darjeeling	32	30	2	...	2	...	...	3	...	8	...	9	...
Jalpaiguri	38	35	3	1	...	2	3	5	...	10	...	9	...
Total ...	491	436	55	18	27	29	18	113	5	114	3	68	...
Dacca Division.													
Dacca	4	4	...	...	...	...	...	...	...	2	...	2	...
Faridpur	1	1	...	...	...	...	...	1	...	...	...	...	...
Maimansingh	65	65	...	...	...	5	...	20	...	13	...	13	...
Total ...	70	70	...	...	...	5	...	21	...	15	...	15	...
Chittagong Division.													
Tippera	1	1	...	...	...	...	...	1	...	...	...	...	...
Total ...	1	1	...	...	...	...	...	1	...	...	...	...	...
TOTAL, BENGAL PROPER	995	793	202	153	122	74	52	185	17	158	6	98	...
Patna Division.													
Patna	77	52	25	13	15	3	4	9	6	6	...	4	...
Gaya	55	37	18	7	8	6	9	3	1	8	...	4	...
Shahabad	111	69	42	14	16	25	17	22	7	2	...	1	...
Saran	15	7	8	1	6	2	...	3	1	....	...	...	...
Total ...	258	165	93	35	45	36	30	37	15	16	...	9	...

This content downloaded from
14.194.219.90 on Fri, 09 Feb 2024 06:46:19 +00:00
All use subject to https://about.jstor.org/terms

AND AGE— PART E—JAINS—(1) UNMARRIED.

PERIODS.

25—29.		30—34.		35—39.		40—44.		45—49.		50—54.		55—59.		60 AND OVER.	
Male.	Female.	Male.	Female.	Male.	Female.	Male.	Female.	Male.	Female.	Male.	Female.	Male.	Female.	Male.	Female.
15	16	17	18	19	20	21	22	23	24	25	26	27	28	29	30
...	...	...	...	...	...	...	...	...	...	...	...	...	...	...	...
...	...	1	...	...	...	1	...	...	...	...	...	...	...	...	1
...	...	...	...	...	...	...	...	...	...	...	...	...	...	...	...
...	...	...	...	...	...	...	...	...	...	...	...	...	...	...	...
...	...	...	...	...	...	...	...	...	...	...	...	...	...	1	...
...	...	1	...	...	...	1	...	...	...	...	...	...	...	1	1
...	...	...	...	...	...	...	...	...	...	...	...	...	...	...	...
2	...	2	...	1	...	2	...	...	...	1	...	...	...	...	...
...	...	...	...	1	2	...	...	1	...	...	...	...	...	...	...
...	...	...	...	...	...	...	...	...	...	...	...	...	...	...	...
4	...	...	...	...	...	1	...	...	...	1	...	...	...	...	...
...	...	...	...	...	...	...	...	...	...	...	...	...	...	...	...
6	...	2	...	2	2	3	...	1	...	2	...	...	...	...	...
2	...	...	...	1	...	2	...	1	...	...	...	...	...	...	...
1	...	...	...	...	...	...	...	...	...	...	...	...	...	...	...
15	...	15	...	5	...	1	...	2	...	...	...	...	...	1	...
6	...	1	...	2	...	1	...	1	...	...	...	...	...	...	...
6	2	9	...	3	...	...	...	...	...	1	...	...	...	...	...
4	...	3	...	2	...	1	...	...	...	...	...	...	...	...	...
6	...	1	...	1	...	...	...	...	...	...	...	...	...	...	...
40	2	29	...	14	...	5	...	4	...	1	...	...	...	1	...
...	...	...	...	...	...	...	...	...	...	...	...	...	...	...	...
...	...	...	...	...	...	...	...	...	...	...	...	...	...	...	...
7	...	4	...	1	...	1	...	...	...	...	...	1	...	...	...
7	...	4	...	1	...	1	...	...	...	...	...	1	...	...	...
...	...	...	...	...	...	...	...	...	...	...	...	...	...	...	...
...	...	...	...	...	...	...	...	...	...	...	...	...	...	...	...
53	2	36	...	17	2	10	...	6	...	3	...	1	...	2	1
3	...	4	...	2	...	3	...	3	...	1	...	1	...	...	...
2	...	...	...	3	...	2	...	...	...	...	...	...	...	3	...
1	...	2	...	...	...	...	...	...	...	...	...	...	...	2	2
...	...	1	1	...	...	...	...	...	...	...	...	...	...	...	...
6	...	7	1	5	...	5	...	3	...	1	...	1	...	4	2

This content downloaded from
14.194.219.90 on Fri, 09 Feb 2024 06:46:19 +00:00
All use subject to https://about.jstor.org/terms

TABLE VIII.—Civil condition by religion

District.	Total Unmarried.			AGE									
				0—4.		5—9.		10—14.		15—19.		20—24.	
	Total.	Male.	Female.	Male.	Female.	Male.	Female.	Male.	Female.	Male.	Female.	Male.	Female.
1	2	3	4	5	6	7	8	9	10	11	12	13	14
Bhagalpur Division.													
Bhagalpur	141	108	33	18	13	22	14	12	6	22	...	11	...
Monghyr	22	12	10	3	5	4	4	2	1	2	...	...	...
Purnea	95	90	5	8	3	3	1	24	1	24	...	12	...
Malda	2	2	...	...	...	...	...	1	...	1	...	...	...
Santal Parganas	27	15	12	4	4	1	6	3	1	2	1	3	...
Total ...	287	227	60	33	25	30	25	41	9	51	1	26	...
TOTAL, BIHAR ...	545	392	153	68	70	66	55	78	24	67	1	35	...
Orissa Division.													
Cuttack	22	15	7	5	5	...	1	4	...	3	1	2	...
Puri	...	...	...	...	...	...	...	...	...	...	...	...	...
TOTAL, ORISSA ...	22	15	7	5	5	...	1	4	...	3	1	2	...
Chutia Nagpur Division.													
Hazaribagh	170	118	52	14	24	34	19	16	9	4	...	13	...
Manbhum	...	...	...	...	...	...	...	...	...	...	...	...	...
TOTAL, CHUTIA NAGPUR	170	118	52	14	24	34	19	16	9	4	...	13	...
TOTAL FOR BRITISH TERRITORY	1,732	1,318	414	240	221	174	127	283	50	230	8	148	...
Feudatory States													
Kuch Bihar	103	98	5	2	...	...	5	33	...	29	...	18	...
Orissa Tributary States ...	...	...	...	...	...	...	...	...	...	...	...	...	...
TOTAL FOR THE FEUDATORY STATES ...	103	98	5	2	...	...	5	33	...	29	...	18	...

This content downloaded from
14.194.219.90 on Fri, 09 Feb 2024 06:46:19 +00:00
All use subject to https://about.jstor.org/terms

AND AGE—PART E—JAINS—(1) UNMARRIED—*concluded.*

PERIODS.

25—29.		30—34.		35—39.		40—44.		45—49.		50—54.		55—59.		60 AND OVER.	
Male.	Female.	Male.	Female.	Male.	Female.	Male.	Female.	Male.	Female.	Male.	Female.	Male.	Female.	Male.	Female.
15	16	17	18	19	20	21	22	23	24	25	26	2	28	29	30
14	...	6	...	3	...	...	...	...	...	...	...	...	...	...	...
...	...	...	...	...	...	...	...	...	...	1	...	...	...	...	...
10	...	6	...	2	...	...	...	...	...	1	...	...	...	...	...
...	...	...	...	...	...	...	...	...	...	...	...	...	...	...	...
1	...	...	...	...	...	1	...	...	...	...	...	1	...	...	...
25	...	12	...	5	...	1	...	...	...	2	...	1	...	...	...
31	...	19	1	10	...	6	...	3	...	3	...	2	...	4	2
...	...	1	...	...	...	...	...	...	...	...	...	...	...	...	...
...	...	...	...	...	...	...	...	...	...	...	...	...	...	...	...
...	...	1	...	...	...	...	...	...	...	...	...	...	...	...	...
11	...	11	...	6	...	2	...	3	...	4	...	...	...	...	...
...	...	...	...	...	...	...	...	...	...	...	...	...	...	...	...
11	...	11	...	6	...	2	...	3	...	4	...	...	...	...	...
95	2	67	1	33	...	18	...	11	...	10	...	3	...	6	3
12	...	2	...	2	...	...	...	...	...	...	...	...	...	...	...
...	...	...	...	...	...	...	...	...	...	...	...	...	...	...	...
12	...	2	...	2	...	...	...	...	...	...	...	...	...	...	...

This content downloaded from
14.194.219.90 on Fri, 09 Feb 2024 06:46:19 +00:00
All use subject to https://about.jstor.org/terms

TABLE VIII.—Civil condition by religion

District.	Total Married.			Age 0—4.		5—9.		10—14.		15—19.		20—24.	
	Total.	Male.	Female.	Male.	Female.	Male.	Female.	Male.	Female.	Male.	Female.	Male.	Female.
1	2	3	4	5	6	7	8	9	10	11	12	13	14
Bardwan Division.													
Bardwan	11	6	5	...	...	...	...	...	...	1	1	...	1
Birbhum	39	24	15	...	...	...	1	...	3	5	4	2	...
Midnapur	3	3	...	...	...	...	...	...	...	...	...	...	...
Hugli	7	4	3	...	..	...	...	...	...	...	1	...	...
Howrah	8	8	...	...	...	...	...	...	...	3	...	...	...
Total	68	45	23	...	...	...	1	...	3	9	6	2	1
Presidency Division.													
24-Parganas	10	7	3	...	...	...	...	2	...	1	...	...	...
Calcutta	360	236	124	...	...	1	3	5	12	46	24	24	19
Nadia	70	37	33	...	2	...	5	1	3	3	6	4	8
Jessor	7	5	2	...	...	...	...	...	...	...	...	...	...
Murshidabad	1,883	948	935	...	...	...	...	6	30	189	147	152	112
Khulna	...	...	...	...	...	...	...	...	...	...	...	...	...
Total	2,330	1,233	1,097	...	2	1	8	14	45	239	177	180	139
Rajshahi Division.													
Dinajpur	47	38	9	...	...	...	...	3	...	3	2	4	4
Rajshahi	18	14	4	...	...	...	...	1	...	2	...	3	3
Rangpur	461	395	66	...	...	1	...	8	2	39	9	72	11
Bogra	38	35	3	...	...	...	...	3	...	2	1	6	1
Pabna	176	163	13	...	...	...	...	7	1	20	1	29	1
Darjeeling	47	43	4	...	...	...	...	...	...	2	1	8	1
Jalpaiguri	93	86	7	...	...	...	...	2	1	8	3	11	...
Total	880	774	106	...	...	1	...	24	4	76	17	133	21
Dacca Division.													
Dacca	9	9	...	...	...	...	...	...	...	2	...	2	...
Faridpur	7	6	1	...	...	...	...	...	...	1	...	2	...
Maimansingh	96	96	...	...	...	...	...	3	...	6	...	10	...
Total	112	111	1	...	...	...	...	3	...	9	...	14	...
Chittagong Division.													
Tippera	9	9	...	...	...	...	...	...	...	...	...	1	...
Total	9	9	..	...	...	...	...	...	...	...	...	1	...
TOTAL, BENGAL PROPER	3,399	2,172	1,227	...	2	2	9	41	52	333	200	330	161
Patna Division.													
Patna	117	55	62	...	...	...	...	2	7	4	10	8	10
Gaya	100	62	38	...	...	...	2	5	3	4	2	7	13
Shahabad	208	100	108	...	...	1	...	5	12	8	20	15	20
Saran	48	26	22	...	1	...	...	1	2	4	6	5	3
Total	473	243	230	...	1	1	2	13	24	20	38	35	46

This content downloaded from
14.194.219.90 on Fri, 09 Feb 2024 06:46:19 +00:00
All use subject to https://about.jstor.org/terms

AND AGE—PART E—JAINS—(2) MARRIED.

PERIODS.

25—29.		30—34.		35—39.		40—44.		45—49.		50—54.		55—59.		60 AND OVER.	
Male.	Female.	Male.	Female.	Male.	Female.	Male.	Female.	Male.	Female.	Male.	Female.	Male.	Female.	Male.	Female.
15	16	17	18	19	20	21	22	23	24	25	26	27	28	29	30
1	1	3	1	1	1	...	...	...	...	...	...	...	...	...	...
4	1	2	2	4	3	3	1	1	...	2	...	1	...	...	...
...	...	...	...	...	...	1	...	...	...	1	...	...	...	1	...
...	...	1	...	1	...	1	1	1	...	...	1	...	...	...	...
1	...	1	...	...	...	1	...	...	...	2	...	...	...	...	...
6	2	7	3	6	4	6	2	2	...	5	1	1	...	1	...
2	...	1	3	...	...	...	...	1	...	...	...	...	...	...	...
29	22	43	21	16	9	31	14	22	...	10	...	8	...	1	...
8	2	7	3	6	...	1	...	2	...	1	2	...	1	4	1
2	2	1	...	2	...	...	...	...	...	...	...	...	...	...	...
126	131	104	164	109	51	113	71	108	110	22	60	10	42	10	17
...	...	...	...	...	...	...	...	...	...	...	...	...	...	...	...
167	157	156	191	133	60	144	85	133	110	33	62	18	43	15	18
9	3	6	...	3	...	5	...	4	...	...	...	1	...	...	...
3	...	1	1	1	...	2	...	...	...	1	...	...	...	...	...
77	8	68	11	52	8	36	7	24	4	7	2	6	1	5	3
5	...	10	...	4	1	3	...	1	...	1	...	...	...	...	...
23	4	24	2	29	...	16	3	6	...	5	...	3	...	1	1
3	...	12	...	5	2	6	...	2	...	4	...	...	...	1	...
21	1	17	2	16	...	5	...	4	...	1	...	1	...	...	...
141	16	138	16	110	11	73	10	41	4	19	2	11	1	7	4
1	...	3	...	1	...	...	...	...	...	...	...	...	...	...	...
...	...	...	...	1	...	1	...	1	1	...	...	...	...	...	...
18	...	22	...	15	...	11	...	4	...	5	...	1	...	1	...
19	...	25	...	17	...	12	...	5	1	5	...	1	...	1	...
1	...	...	...	1	...	1	...	3	...	...	...	2	...	...	...
1	...	...	...	1	...	1	...	3	...	...	...	2	...	...	...
334	175	326	210	267	75	236	97	184	115	62	65	33	44	24	22
6	12	7	6	4	3	5	6	4	2	7	3	4	3	4	...
13	9	13	7	9	1	6	...	3	1	...	...	...	...	2	...
10	20	13	11	10	10	19	7	3	2	4	3	2	...	10	3
1	1	2	1	3	1	4	2	1	1	...	4	1	...	4	...
30	42	35	25	26	15	34	15	11	6	11	10	7	3	20	3

This content downloaded from
14.194.219.90 on Fri, 09 Feb 2024 06:46:19 +00:00
All use subject to https://about.jstor.org/terms

TABLE VIII.—Civil condition by religion

District.	Total Married.			Age									
				0—4.		5—9.		10—14.		15—19.		20—24.	
	Total.	Male.	Female.	Male.	Female.	Male.	Female.	Male.	Female.	Male.	Female.	Male.	Female.
1	2	3	4	5	6	7	8	9	10	11	12	13	14
Bhagalpur Division.													
Bhagalpur	204	129	75	...	...	...	...	4	11	12	7	17	12
Monghyr	19	10	9	...	...	...	...	...	1	2	3	2	2
Purnea	140	120	20	...	...	...	...	2	2	15	5	14	6
Malda	2	2	...	...	...	...	...	...	...	...	...	1	...
Santal Parganas	31	22	9	2	...	3	...	...	1	...	1	1	3
Total ...	396	283	113	2	...	3	...	6	15	29	16	35	23
TOTAL, BIHAR ...	869	526	343	2	1	4	2	19	39	49	54	70	69
Orissa Division.													
Cuttack	18	9	9	...	...	...	...	...	1	...	2	...	1
Puri	...	...	...	...	...	...	...	...	...	...	...	...	...
TOTAL, ORISSA ...	18	9	9	...	...	...	...	...	1	...	2	...	1
Chutia Nagpur Division.													
Hazaribagh	331	179	152	...	...	...	...	8	11	14	23	24	26
Manbhum	2	2	...	...	...	...	...	...	...	...	...	1	...
TOTAL, CHUTIA NAGPUR	333	181	152	...	...	...	...	8	11	14	23	25	26
TOTAL FOR BRITISH TERRITORY	4,619	2,888	1,731	2	3	8	11	68	103	399	279	425	257
Feudatory States.													
Kuch Bihar	122	115	7	...	...	1	...	4	...	11	...	18	1
Orissa Tributary States ...	2	2	...	...	...	...	...	...	...	1	...	...	...
TOTAL FOR THE FEUDATORY STATES ...	124	117	7	...	...	1	...	4	...	12	...	18	1

This content downloaded from
14.194.219.90 on Fri, 09 Feb 2024 06:46:19 +00:00
All use subject to https://about.jstor.org/terms

AND AGE—PART E—JAINS—(2) MARRIED—*concluded.*

PERIODS.

25—29.		30—34.		35—39.		40—44.		45—49.		50—54.		55—59.		60 AND OVER.	
Male.	Female.	Male.	Female.	Male.	Female.	Male.	Female.	Male.	Female.	Male.	Female.	Male.	Female.	Male.	Female.
15	16	17	18	19	20	21	22	23	24	25	26	27	28	29	30
23	13	19	14	20	7	17	6	4	2	7	2	4	...	2	1
2	1	1	...	1	2	...	...	1	...	1	...	...	...	...	...
28	2	19	1	13	3	15	1	5	...	3	...	4	...	2	...
...	...	...	...	1	...	...	...	...	...	...	...	...	...	...	...
5	2	2	2	5	....	1	...	...	...	1	...	1	...	1	...
58	18	41	7	40	12	33	7	10	2	12	2	9	...	5	1
88	60	76	42	66	27	67	22	21	8	23	12	16	3	25	4
1	3	2	1	4	...	1	...	...	...	...	1	...	...	1	...
...	...	...	...	...	...	...	...	...	...	...	...	...	...	...	...
1	3	2	1	4	...	1	...	...	...	...	1	...	...	1	...
32	18	26	17	16	18	21	14	15	9	15	12	6	1	2	3
1	...	...	...	...	...	...	...	...	...	...	...	...	...	...	...
33	18	26	17	16	18	21	14	15	9	15	12	6	1	2	3
456	256	430	270	353	120	325	133	220	132	100	90	55	48	52	29
20	4	24	1	16	...	10	1	3	...	6	...	1	...	1	...
1	...	...	...	...	...	...	...	...	...	...	...	...	...	...	...
21	4	24	1	16	...	10	1	3	...	6	...	1	...	1	...

This content downloaded from
14.194.219.90 on Fri, 09 Feb 2024 06:46:19 +00:00
All use subject to https://about.jstor.org/terms

TABLE VIII.—CIVIL CONDITION BY RELIGION

DISTRICT.	TOTAL WIDOWED,			AGE									
				0—4.		5—9.		10—14.		15—19.		20—24.	
	Total.	Male.	Female.	Male.	Female.	Male.	Female.	Male.	Female.	Male.	Female.	Male.	Female.
1	2	3	4	5	6	7	8	9	10	11	12	13	14
Bardwan Division.													
Bardwan	1	...	1	...	...	...	...	...	...	...	...	...	...
Birbhum	2	2	...	...	...	...	...	...	...	...	...	...	...
Midnapur	1	1	...	...	...	...	...	...	...	...	...	...	...
Hugli	3	2	1	...	...	...	...	...	...	...	...	...	...
Howrah	3	1	2	...	...	...	...	...	...	...	...	...	...
Total	10	6	4	...	...	...	...	...	...	...	...	...	...
Presidency Division.													
24-Parganas	3	2	1	...	...	...	...	...	...	...	...	...	...
Calcutta	36	10	26	...	...	...	...	...	...	1	3	...	2
Nadia	14	2	12	...	...	...	...	1	1	1	...	...	1
Jessor	2	...	2	...	...	...	...	...	...	...	...	...	...
Murshidabad	146	53	93	...	...	...	...	2	2	1	8	2	26
Khulna	1	1	...	...	...	...	...	...	...	...	...	...	...
Total	202	68	134	...	...	...	...	3	3	3	11	2	29
Rajshahi Division.													
Dinajpur	7	5	2	...	...	...	...	...	...	...	...	...	...
Rajshahi	2	...	2	...	...	...	...	...	...	...	...	...	...
Rangpur	23	20	3	...	...	...	...	1	...	...	...	2	...
Bogra	1	1	...	...	...	...	...	...	...	...	...	...	...
Pabna	12	9	3	...	...	...	...	...	...	...	...	2	...
Darjeeling	1	1	...	...	...	...	...	...	...	...	...	...	...
Jalpaiguri	25	24	1	...	...	...	...	5	...	2	...	3	...
Total	71	60	11	...	...	...	...	6	...	2	...	7	...
Dacca Division.													
Dacca	...	...	...	...	...	...	...	...	...	...	...	...	...
Faridpur	...	...	...	...	...	...	...	...	...	...	...	...	...
Maimansingh	5	5	...	...	...	...	...	...	...	...	...	1	...
Total	5	5	...	...	...	...	...	...	...	...	...	1	...
Chittagong Division.													
Tippera	...	...	...	...	...	...	...	...	...	...	...	...	...
Total	...	...	...	...	...	...	...	...	...	...	...	...	...
TOTAL, BENGAL PROPER	289	139	149	...	...	...	...	9	3	5	11	10	29
Patna Division.													
Patna	51	16	35	...	...	...	...	...	...	...	2	1	4
Gaya	43	13	30	...	...	...	...	...	...	...	3	...	2
Shahabad	134	26	108	...	...	...	...	...	...	...	...	...	5
Saran	5	...	5	...	...	...	...	...	...	...	...	...	...
Total	233	55	178	...	...	...	...	...	...	...	5	1	11

This content downloaded from
14.194.219.90 on Fri, 09 Feb 2024 06:46:19 +00:00
All use subject to https://about.jstor.org/terms

AND AGE—PART E—JAINS—(3) WIDOWED.

PERIODS.

25—29.		30—34.		35—39.		40—44.		45—49.		50—54.		55—59.		60 AND OVER.	
Male.	Female.	Male.	Female.	Male.	Female.	Male.	Female.	Male.	Female.	Male.	Female.	Male.	Female.	Male.	Female.
15	16	17	18	19	20	21	22	23	24	25	26	27	28	29	30
...	...	...	...	...	...	...	...	...	...	...	...	...	...	...	1
...	...	...	...	1	...	...	...	...	...	...	...	...	...	1	...
...	...	...	...	...	...	1	...	...	...	...	...	...	...	...	...
1	...	...	1	...	...	...	...	...	...	...	...	...	...	1	...
...	...	...	...	...	...	1	...	...	...	...	...	...	...	...	2
1	...	...	1	1	...	2	...	...	...	...	...	...	...	2	3
...	...	...	...	...	...	2	...	...	...	...	1	...	...	...	...
...	...	2	7	1	2	2	8	1	1	2	...	1	1	...	2
...	1	...	...	...	1	...	2	...	...	...	1	...	...	...	5
...	...	...	...	...	1	...	...	...	...	...	...	...	...	...	1
13	10	10	13	5	4	8	11	7	3	2	6	1	6	3	4
...	...	...	...	...	...	...	...	1	...	...	...	...	...	...	...
13	11	12	20	6	8	12	21	9	4	4	8	2	7	3	12
1	...	...	...	...	...	2	...	...	...	2	2	...	...	...	...
...	...	...	...	...	...	...	1	...	...	...	1	...	...	...	...
3	...	1	...	...	...	1	...	6	...	2	1	1	...	3	2
...	...	...	...	...	...	...	...	1	...	...	...	...	...	...	...
1	...	...	...	...	...	2	...	2	...	...	1	...	...	...	2
...	...	...	...	...	...	1	...	...	...	...	...	...	...	...	...
3	...	3	...	4	...	3	...	1	...	...	1	...	...	...	...
8	...	6	...	4	...	9	1	10	...	4	6	1	...	3	4
...	...	...	...	...	...	...	...	...	...	...	...	...	...	...	...
...	...	...	...	...	...	...	...	...	...	...	...	...	...	...	...
...	...	1	...	1	...	1	...	...	...	1	...	...	...	...	...
...	...	1	...	1	...	1	...	...	...	1	...	...	...	...	...
...	...	...	...	...	...	...	...	...	...	...	...	...	...	...	...
...	...	...	...	...	...	...	...	...	...	...	...	...	...	...	...
22	11	19	21	12	8	24	22	19	4	9	14	3	7	7	19
2	3	...	2	1	1	5	7	5	6	1	7	...	2	...	1
2	1	1	5	1	2	...	4	...	2	1	5	2	2	6	4
3	7	3	13	...	3	5	15	2	10	1	22	1	4	11	25
...	...	...	...	...	1	...	...	...	...	...	...	...	...	...	4
7	11	4	19	2	12	10	26	7	18	3	34	3	8	18	34

This content downloaded from
14.194.219.90 on Fri, 09 Feb 2024 06:46:19 +00:00
All use subject to https://about.jstor.org/terms

TABLE VIII.—CIVIL CONDITION BY RELIGION

DISTRICT.	TOTAL WIDOWED.			AGE									
				0—4.		5—9.		10—14.		15—19.		20—24.	
	Total.	Male.	Female.	Male.	Female.	Male.	Female.	Male.	Female.	Male.	Female.	Male.	Female.
1	2	3	4	5	6	7	8	9	10	11	12	13	14
Bhagalpur Division.													
Bhagalpur	33	10	23	...	...	...	...	...	...	...	...	1	2
Monghyr	11	1	10	...	...	...	...	...	...	...	...	...	1
Purnea	14	12	2	...	...	...	...	...	...	1	...	1	...
Malda	...	...	...	...	...	...	...	...	...	...	...	...	...
Santal Parganas	5	1	4	...	...	...	...	...	...	...	...	...	...
Total ...	63	24	39	...	...	...	...	...	...	1	...	2	3
TOTAL, BIHAR ...	296	79	217	...	...	...	...	...	...	1	5	3	14
Orissa Division.													
Cuttack	16	...	16	...	...	...	...	...	...	...	...	...	1
Puri	1	1	...	...	...	...	...	...	...	...	...	...	...
TOTAL, ORISSA ...	17	1	16	...	...	...	...	...	...	...	...	...	1
Chutia Nagpur Division.													
Hazaribagh	90	39	51	...	...	...	...	...	...	...	...	...	3
Manbhum	...	...	...	...	...	...	...	...	...	...	...	...	...
TOTAL, CHUTIA NAGPUR	90	39	51	...	...	...	...	...	...	...	...	...	3
TOTAL FOR BRITISH TERRITORY	691	258	433	...	...	...	...	9	3	6	16	13	47
Feudatory States.													
Kuch Bihar	1	...	1	...	...	...	...	...	...	...	...	...	...
Orissa Tributary States ...	...	...	...	...	...	...	...	...	...	...	...	...	...
TOTAL FOR THE FEUDATORY STATES ...	1	...	1	...	...	...	...	...	...	...	...	...	...

This content downloaded from
14.194.219.90 on Fri, 09 Feb 2024 06:46:19 +00:00
All use subject to https://about.jstor.org/terms

AND AGE—PART E—JAINS—(3) WIDOWED—*concluded.*

PERIODS.

25—29.		30—34.		35—39.		40—44.		45—49.		50—54.		55—59.		60 AND OVER.	
Male.	Female.	Male.	Female.	Male.	Female.	Male.	Female.	Male.	Female.	Male.	Female.	Male.	Female.	Male.	Female.
15	16	17	18	19	20	21	22	23	24	25	26	27	28	29	30
...	2	...	2	2	2	...	3	...	2	...	4	...	...	7	6
...	3	1	1	...	2	...	...	...	...	...	...	...	1	...	2
1	...	1	...	...	...	2	...	3	...	2	...	...	...	1	2
...	...	...	...	...	...	...	...	...	...	...	...	...	...	...	...
...	...	...	...	...	...	...	...	...	...	...	1	...	...	1	3
1	5	2	3	2	4	2	3	3	2	2	5	...	1	9	13
8	16	6	22	4	16	12	29	10	20	5	39	3	9	27	47
...	...	...	1	...	3	...	1	...	...	...	2	...	2	...	6
1	...	...	...	...	...	...	...	...	...	...	...	...	...	...	...
1	...	...	1	...	3	...	1	...	...	...	2	...	2	...	6
3	2	4	9	3	4	5	10	8	7	7	8	4	3	5	5
...	...	...	...	...	...	...	...	...	...	...	...	...	...	...	...
3	2	4	9	3	4	5	10	8	7	7	8	4	3	5	5
34	29	29	53	19	31	41	62	37	31	21	63	10	21	39	77
...	...	...	1	...	...	...	...	...	...	...	...	...	...	...	...
...	...	...	...	...	...	...	...	...	...	...	...	...	...	...	...
...	...	...	1	...	...	...	...	...	...	...	...	...	...	...	...

This content downloaded from
14.194.219.90 on Fri, 09 Feb 2024 06:46:19 +00:00
All use subject to https://about.jstor.org/terms

TABLE VIII.—CIVIL CONDITION BY RELIGION

DISTRICT.	TOTAL UNMARRIED.			AGE							
				0—4.		5—9.		10—14		15—19.	
	Total.	Male.	Female.	Male.	Female.	Male.	Female.	Male.	Female.	Male.	Female.
1	2	3	4	5	6	7	8	9	10	11	12
Bardwan Division.											
Bardwan	814	451	363	109	103	82	90	61	68	37	50
Bankura	74	40	34	7	7	10	14	7	11	7	1
Birbhum	259	157	102	38	33	44	30	25	17	23	16
Midnapur	822	479	343	131	111	131	126	104	66	57	15
Hugli	337	225	112	31	40	34	20	57	9	31	10
Howrah	1,059	614	445	122	118	101	109	78	76	96	71
Total ...	3,365	1,966	1,399	438	412	422	389	332	247	251	163
Presidency Division.											
24-Parganas	7,010	4,600	2,410	792	871	941	872	636	467	748	76
Calcutta	16,376	9,766	6,610	1,478	1,420	1,358	1,481	1,560	1,414	1,269	1,016
Nadia	3,715	2,266	1,449	744	650	581	473	451	259	277	25
Jessor	385	220	165	53	73	61	58	57	29	25	1
Murshidabad	259	144	115	46	44	33	37	18	14	9	8
Khulna	505	310	195	86	76	87	78	67	37	38	1
Total ...	28,250	17,306	10,944	3,199	3,134	3,061	2,999	2,784	2,220	2,361	1,127
Rajshahi Division.											
Dinajpur	273	134	139	24	31	39	48	34	33	16	11
Rajshahi	57	32	25	12	8	10	7	2	3	...	3
Rangpur	203	124	79	38	33	31	20	11	8	18	7
Bogra	6	5	1	1	...	...	1	...	...	1	...
Pabna	63	46	17	8	10	3	1	1	2	1	...
Darjeeling	823	564	259	112	77	84	68	80	66	53	23
Jalpaiguri	194	155	39	12	11	8	5	8	9	5	6
Total ...	1,619	1,060	559	207	170	175	150	136	121	94	50
Dacca Division.											
Dacca	5,404	3,036	2,368	819	864	911	857	734	594	360	22
Faridpur	1,702	967	735	322	311	278	252	216	141	110	7
Bakharganj	2,218	1,295	923	348	380	374	327	337	184	155	10
Maimansingh	103	59	44	9	9	14	13	11	10	12	4
Total ...	9,427	5,357	4,070	1,498	1,564	1,577	1,449	1,298	929	637	43
Chittagong Division.											
Chittagong	638	396	242	71	69	72	70	64	50	46	24
Noakhali	337	191	146	35	49	46	45	47	46	27	2
Tippera	92	61	31	9	11	13	7	11	2	6	3
Total ...	1,067	648	419	115	129	131	122	123	98	79	29
TOTAL, BENGAL PROPER	43,728	28,337	17,391	5,457	5,409	5,366	5109	4,672	3,615	3,422	1,412

This content downloaded from
14.194.219.90 on Fri, 09 Feb 2024 06:46:19 +00:00
All use subject to https://about.jstor.org/terms

AND AGE—PART F—CHRISTIANS—(1) UNMARRIED.

PERIODS.

20—24.		25—29.		30—34.		35—39.		40—44.		45—49.		50—54.		55—59.		60 AND OVER.	
Male.	Female.	Male.	Female.	Male.	Female.	Male.	Female.	Male.	Female.	Male.	Female.	Male.	Female.	Male.	Female.	Male.	Female.
13	14	15	16	17	18	19	20	21	22	23	24	25	26	27	28	29	30
70	21	54	14	21	10	6	1	6	2	...	1	1	1	3	...	1	2
3	...	2	...	1	...	...	...	...	1	1	...	1	...	1	...	...	...
9	2	9	...	2	1	1	2	3	1	1	...	1	...	...	...	1	...
27	7	13	5	9	2	4	3	2	3	...	1	...	...	...	...	1	4
30	10	13	4	13	3	5	2	5	3	3	4	2	1	...	2	1	4
82	30	45	20	34	9	13	8	10	2	5	...	4	...	2	1	2	1
221	70	136	43	80	25	29	16	26	12	10	6	9	2	6	3	6	11
861	47	287	25	118	7	94	21	69	7	17	4	15	1	10	1	17	11
1,281	509	1,108	275	686	129	424	138	272	85	139	42	77	46	50	22	64	33
102	16	82	11	9	7	9	2	7	2	...	3	2	1	...	...	2	...
14	2	4	1	1	...	2	...	1	1	1	...	...	...	...	...	1	...
11	1	9	4	5	1	5	1	3	2	3	...	5	1	...	...	2	2
20	2	8	1	1	...	2	...	1	...	...	...	...	...	...	...	...	...
2,280	577	1,498	317	820	144	536	162	353	97	160	49	99	49	60	23	86	46
11	9	2	2	4	1	2	2	1	2	1	...	...	...	...	...	...	...
4	...	1	2	1	2	1	...	1	...	...	...	...	...	...	...	...	...
6	6	11	2	4	1	3	1	2	1	...	...	...	...	...	...	...	...
...	...	...	...	...	...	1	...	1	...	...	...	1	...	...	...	...	...
7	2	8	...	6	...	6	1	2	...	2	1	...	...	2	...	...	...
118	11	91	2	15	3	7	2	2	1	1	2	...	1	...	...	1	3
36	1	40	6	22	...	13	1	6	...	4	...	1	...	...	...	...	...
182	29	153	14	52	7	33	7	15	4	8	3	2	1	2	...	1	3
116	15	45	6	20	4	12	1	9	4	6	1	2	...	1	...	...	...
24	10	10	10	3	1	...	2	4	1	...	...	...	...	...	...	...	...
47	7	14	7	3	4	8	2	5	1	2	...	2	...	...	...	...	1
11	3	1	2	1	2	...	...	...	1	...	...	...	...	...	...	...	...
198	35	70	25	27	11	20	5	18	7	8	1	4	...	1	...	1	1
56	14	47	4	16	4	11	1	6	1	4	1	1	4	1	...	1	...
17	1	7	...	4	1	4	...	2	1	1	1	...	...	...	...	1	...
9	4	2	2	3	2	2	...	1	...	2	...	1	...	1	...	1	...
82	19	56	6	23	7	17	1	9	2	7	2	1	4	2	...	3	...
2,972	730	1,913	405	1,002	194	635	191	421	122	193	61	115	56	71	28	97	61

o 2

This content downloaded from 14.194.219.90 on Fri, 09 Feb 2024 06:46:19 +00:00
All use subject to https://about.jstor.org/terms

TABLE VIII.—Civil condition by religion

District.	Total Unmarried.			Age							
				0—4.		5—9.		10—14.		15—19.	
	Total.	Male.	Female.	Male.	Female.	Male.	Female.	Male.	Female.	Male.	Female.
1	2	3	4	5	6	7	8	9	10	11	12
Patna Division.											
Patna	1,967	1,347	620	183	186	76	90	111	142	75	77
Gaya	85	41	44	10	13	5	16	2	1	3	2
Shahabad	145	85	60	22	27	17	10	9	4	9	8
Darbhanga	227	146	81	25	23	16	22	10	7	17	16
Muzaffarpur	183	111	72	26	11	24	27	26	10	15	8
Saran	152	105	47	20	20	8	5	7	5	8	9
Champaran	1,126	608	518	179	175	165	165	131	121	58	16
Total	3,885	2,443	1,442	464	454	311	335	296	290	185	136
Bhagalpur Division.											
Bhagalpur	311	205	106	36	32	50	25	44	14	22	14
Monghyr	753	437	316	94	87	83	74	41	55	88	28
Purnea	193	114	79	28	29	22	13	18	11	8	10
Malda	36	23	13	7	4	5	4	1	3	5	2
Santal Parganas	3,398	1,783	1,615	457	501	501	552	408	364	237	150
Total	4,691	2,562	2,129	622	653	661	668	512	447	360	204
TOTAL, BIHAR	6,576	6,005	3,571	1,086	1,107	972	1,003	808	737	545	340
Orissa Division.											
Cuttack	1,688	901	787	204	198	237	215	224	209	125	84
Puri	487	235	252	65	71	77	99	45	53	27	20
Balasor	631	342	289	70	83	102	74	78	77	43	35
Angul	9	8	1	3	1	2	...	1	...	...	...
TOTAL, ORISSA	2,815	1,486	1,329	342	353	418	388	348	332	195	139
Chutia Nagpur Division.											
Hazaribagh	498	254	244	57	64	69	65	56	44	36	39
Lohardaga	45,311	24,225	21,086	7,334	7,896	7,405	7,231	6,129	4,491	2,402	992
Manbhum	779	429	350	113	114	125	119	100	84	45	13
Singhbhum	2,745	1,482	1,263	419	376	379	411	418	303	161	118
TOTAL, CHUTIA NAGPUR	49,333	26,390	22,943	7,923	8,450	7,978	7,826	6,703	4,922	2,644	1,162
TOTAL FOR BRITISH TERRITORY	104,452	59,218	45,234	14,808	15,319	14,734	14,326	12,531	9,606	6,806	3,053
Feudatory States.											
Kuch Bihar	152	89	63	23	20	28	22	13	14	6	4
Orissa Tributary States	389	225	164	45	46	58	49	53	35	38	25
Chutia Nagpur Tributary States	303	156	147	54	60	51	56	29	24	17	6
TOTAL FOR THE FEUDATORY STATES	844	470	374	121	126	137	127	95	73	61	35
British subjects in French Chandranagar	88	37	51	5	6	9	10	8	15	4	7

This content downloaded from
14.194.219.90 on Fri, 09 Feb 2024 06:46:19 +00:00
All use subject to https://about.jstor.org/terms

AND AGE—PART F—CHRISTIANS—(1) UNMARRIED—*concluded.*

PERIODS.

20—24.		25—29.		30—34.		35—39.		40—44.		45—49.		50—54.		55—59.		60 AND OVER.	
Male.	Female.	Male.	Female.	Male.	Female.	Male.	Female.	Male.	Female.	Male.	Female.	Male.	Female.	Male.	Female.	Male.	Female.
13	14	15	16	17	18	19	20	21	22	23	24	25	26	27	28	29	30
496	49	317	23	42	19	16	10	12	10	5	4	7	4	2	2	6	4
4	1	6	5	5	2	1	2	1	1	...	...	2	1	1	...	1	...
11	6	8	2	4	2	1	...	3	1	1	...	...	...	...	...	...	...
22	10	20	2	10	...	17	...	3	1	4	1	...	...	...	...	2	...
10	3	1	5	5	1	1	3	1	1	1	2	1	1	...	...	...	...
19	3	15	1	11	...	5	...	5	1	2	3	1	...	1	...	...	...
19	10	17	6	13	6	12	6	7	7	5	...	1	1	...	2	1	3
581	82	384	44	90	30	56	21	32	22	18	10	12	7	4	4	10	7
14	9	14	7	11	1	6	1	4	...	1	...	1	...	...	...	2	3
64	25	26	31	14	4	10	...	5	1	5	3	3	2	1	5	3	1
6	8	12	2	6	2	3	2	3	1	3	...	4	...	1	...	...	1
3	...	1	...	...	...	1	...	...	...	...	...	...	...	...	...	...	...
109	22	38	9	18	8	8	2	4	5	...	1	2	...	1	1	...	...
196	64	91	49	49	15	28	5	16	7	9	4	10	2	3	6	5	5
777	146	475	93	139	45	84	26	48	29	27	14	22	9	7	10	15	12
60	26	30	39	7	12	5	5	5	3	2	1	2	1	...	1	...	...
12	6	5	2	2	...	2	...	...	1	...	...	...	...	...	...	...	...
21	6	7	5	10	4	3	2	5	2	2	1	...	...	1	...	...	...
2	...	...	...	...	...	...	...	...	...	...	...	...	...	...	...	...	...
95	38	42	46	16	16	10	7	10	6	4	2	2	1	1	1	...	...
18	12	11	7	1	6	2	5	1	...	1	2	...	...	1	...	1	...
505	253	190	81	86	52	51	23	23	17	9	7	9	16	4	8	18	19
22	7	8	3	3	3	4	3	3	1	3	2	1	...	1	1	1	...
50	33	22	8	13	5	4	2	6	6	2	1	5	...	1	...	2	...
655	305	231	99	103	66	61	33	33	24	15	12	15	16	7	9	22	19
4,499	1,219	2,661	643	1,263	321	790	257	512	181	239	89	155	82	86	46	134	92
5	2	5	...	4	...	2	...	2	1	...	...	...	...	2	...	...	...
25	8	3	1	...	...	2	...	...	...	1	...	...	...	...	...	...	...
4	1	1	...	...	...	...	...	...	...	...	...	...	...	...	...	...	...
34	11	9	1	4	...	4	...	2	1	1	...	...	...	2	...	...	...
6	7	1	2	2	3	...	...	1	1	...	...	...	1	...	...	...	...

This content downloaded from
14.194.219.90 on Fri, 09 Feb 2024 06:46:19 +00:00
All use subject to https://about.jstor.org/terms

TABLE VIII.—CIVIL CONDITION BY RELIGION

DISTRICT.	TOTAL MARRIED.			AGE							
				0—4.		5—9.		10—14.		15—19.	
	Total.	Male.	Female.	Male.	Female.	Male.	Female.	Male.	Female.	Male.	Female.
1	2	3	4	5	6	7	8	9	10	11	12
Bardwan Division.											
Bardwan	614	259	255	...	...	...	1	1	2	1	20
Bankura	48	25	23	...	...	...	...	...	2	1	2
Birbhum	232	117	115	...	...	2	2	1	3	4	17
Midnapur	557	272	285	...	1	...	1	4	17	11	53
Hugli	226	132	94	...	...	...	...	...	4	1	16
Howrah	856	459	397	1	3	...	2	...	4	1	36
Total ...	2,433	1,264	1,169	1	4	2	6	6	32	19	144
Presidency Division.											
24-Parganas	4,993	2,729	2,264	66	2	112	11	66	83	103	400
Calcutta	10,288	5,765	4,523	...	...	...	3	25	55	206	446
Nadia	2,958	1,464	1,494	2	...	3	2	5	111	42	285
Jessore	392	206	186	...	...	...	1	2	15	2	50
Murshidabad	233	116	117	...	...	...	...	...	5	5	12
Khulna	405	212	193	...	...	...	...	1	8	5	44
Total ...	19,269	10,492	8,777	68	2	115	17	99	277	423	1,237
Rajshahi Division.											
Dinajpur	188	106	82	1	...	...	...	2	3	1	10
Rajshahi	43	25	18	...	...	...	...	...	...	...	3
Rangpur	128	62	64	...	...	...	...	...	...	...	5
Bogra	8	5	3	...	...	...	...	...	...	...	...
Pabna	96	54	42	1	...	...	4	...	...	...	3
Darjeeling	608	291	317	...	...	...	...	1	4	6	41
Jalpaiguri	155	98	57	...	...	...	...	...	1	2	3
Total ...	1,224	641	583	2	...	...	4	3	8	9	65
Dacca Division.											
Dacca	4,014	1,744	2,270	3	1	...	2	...	153	54	478
Faridpur	1,570	796	774	...	...	3	2	7	61	34	156
Bakharganj	2,057	1,043	1,014	3	3	1	5	6	75	47	198
Maimansingh	77	42	35	...	...	...	...	...	1	...	10
Total ...	7,718	3,625	4,093	6	4	4	9	13	290	135	842
Chittagong Division.											
Chittagong	446	248	198	...	...	1	...	...	1	1	23
Noakhali	250	125	125	...	...	...	...	...	6	5	23
Tippera	77	41	36	...	...	3	1	...	1	...	5
Total ...	773	414	359	...	...	4	1	...	8	6	51
TOTAL, BENGAL PROPER	31,417	16,436	14,981	77	10	125	37	121	[illegible]	592	2,339

This content downloaded from
14.194.219.90 on Fri, 09 Feb 2024 06:46:19 +00:00
All use subject to https://about.jstor.org/terms

AND AGE—PART F—CHRISTIANS—(2) MARRIED.

PERIODS.

20—24.		25—29.		30—34.		35—39.		40—44.		45—59.		50—54.		55—59.		60 AND OVER.	
Male.	Female.	Male.	Female.	Male.	Female.	Male.	Female.	Male.	Female.	Male.	Female.	Male.	Female.	Male.	Female.	Male.	Female.
13	14	15	16	17	18	19	20	21	22	23	24	25	26	27	28	29	30
11	51	50	67	49	45	44	29	26	18	31	10	22	9	13	2	11	1
1	2	1	5	5	5	7	4	3	2	3	...	2	...	2	...	...	1
10	11	15	23	14	13	11	17	19	10	19	8	6	2	8	5	8	4
26	49	49	48	65	48	29	33	42	18	12	7	11	4	6	2	17	4
11	11	19	19	22	11	21	10	17	8	13	7	12	4	6	1	10	3
26	74	71	74	75	60	66	61	72	36	56	23	39	13	19	5	33	7
85	198	205	236	230	182	178	154	179	92	134	54	92	32	54	15	79	20
231	437	388	442	483	332	379	256	297	118	200	56	143	43	99	39	222	45
494	715	854	873	970	734	739	530	764	435	516	260	472	198	263	131	402	150
108	253	245	282	235	200	192	133	191	102	136	57	100	25	66	18	139	26
22	30	36	34	32	21	31	17	27	11	19	2	10	1	12	1	13	3
4	19	19	25	14	17	15	8	11	15	10	4	12	9	5	...	21	3
21	39	40	27	43	29	19	12	29	17	9	5	16	9	7	1	22	2
880	1,493	1,582	1,682	1,717	1,333	1,375	956	1,319	698	890	384	753	279	452	190	819	229
4	10	13	20	26	14	8	8	24	8	10	2	6	5	5	1	6	1
2	3	7	5	2	4	3	8	3	2	4	...	4	...	...	1	...	...
4	18	11	11	8	12	15	6	10	8	3	1	4	2	2	1	5	...
...	...	2	1	...	1	...	...	...	...	2	1	1	...	...	...	...	...
2	9	13	8	13	7	5	2	9	2	7	4	2	2	...	...	2	1
37	71	68	58	42	30	43	49	39	32	21	13	14	19	5	3	15	4
10	11	13	20	24	9	23	5	14	7	6	...	2	...	2	...	1	1
59	123	127	123	115	77	96	63	99	59	55	21	33	28	14	6	29	7
184	358	285	401	268	284	240	178	181	158	158	69	132	44	47	12	192	32
80	132	124	140	130	110	121	70	85	47	65	21	55	17	32	6	60	19
108	194	164	179	166	137	130	85	130	66	69	22	73	26	27	10	99	14
5	9	11	6	10	3	8	5	3	1	4	...	1	...	...	...	...	...
377	793	604	726	574	534	499	338	339	272	296	112	261	87	106	28	351	58
21	30	34	39	43	35	35	17	37	16	21	12	17	12	14	6	24	5
9	24	22	23	17	20	15	14	14	10	16	2	14	2	6	...	7	1
2	...	2	11	2	3	10	5	5	1	7	4	4	5	...	...	6	...
32	63	58	66	62	58	60	36	56	27	44	18	35	19	20	6	37	6
1,433	2,669	2,576	2,833	2,698	2,184	2,208	1,547	2,052	1,148	1,419	589	1,174	445	646	245	1,315	320

This content downloaded from
14.194.219.90 on Fri, 09 Feb 2024 06:46:19 +00:00
All use subject to https://about.jstor.org/terms

TABLE VIII.—Civil condition by religion

District.	Total Married.			AGE							
				0—4.		5—9.		10—14.		15—19.	
	Total.	Male.	Female.	Male.	Female.	Male.	Female.	Male.	Female.	Male.	Female.
1	2	3	4	5	6	7	8	9	10	11	12
Patna Division.											
Patna	699	357	*342*	...	...	1	...	4	*1*	19	*30*
Gaya	70	33	*37*	...	...	...	*1*	...	*3*	1	*4*
Shahabad	114	59	*55*	...	...	...	...	...	...	...	*1*
Darbhanga	134	65	*69*	...	...	...	...	...	*2*	...	*2*
Muzaffarpur	161	79	*82*	...	...	...	...	2	*1*	8	*10*
Saran	104	61	*43*	...	...	...	...	...	...	...	*4*
Champaran	769	335	*434*	...	...	...	...	4	*13*	23	*80*
Total	2,051	989	*1,062*	...	...	1	*1*	10	*20*	51	*131*
Bhagalpur Division.											
Bhagalpur	182	84	*98*	...	...	...	...	...	*1*	2	*5*
Monghyr	473	261	*212*	...	*2*	...	...	3	*6*	5	*18*
Purnea	157	81	*76*	...	...	...	...	1	...	2	*15*
Malda	33	18	*15*	...	...	...	...	...	*2*	...	*1*
Santal Parganas	2,247	1,136	*1,111*	...	*10*	...	*10*	5	*42*	57	*156*
Total	3,092	1,580	*1,512*	...	*12*	...	*10*	8	*51*	66	*195*
TOTAL, BIHAR	5,143	2,569	2,574	...	12	1	11	18	71	117	326
Orissa Division.											
Cuttack	832	403	*429*	...	...	...	...	...	*5*	7	*36*
Puri	298	149	*149*	...	...	...	...	...	...	...	*12*
Balasor	360	199	*161*	...	...	...	*1*	...	...	...	*24*
Angul	9	6	*3*	...	...	...	...	...	...	...	...
TOTAL, ORISSA	1,499	757	742	...	...	...	1	...	5	7	72
Chutia Nagpur Division.											
Hazaribagh	324	176	*148*	...	...	1	...	2	...	8	*8*
Lohardaga	32,013	15,881	*16,132*	18	*33*	41	*79*	288	*885*	1,079	*1,925*
Manbhum	618	328	*290*	...	*2*	...	*3*	1	*5*	17	*41*
Singhbhum	1,885	967	*918*	...	*1*	2	*3*	9	*15*	60	*114*
TOTAL, CHUTIA NAGPUR	34,840	17,352	17,488	18	36	44	85	300	905	1,164	2,088
TOTAL FOR BRITISH TERRITORY	72,899	37,114	35,785	95	58	170	134	439	1,596	1,880	4,825
Feudatory States.											
Kuch Bihar	121	64	*57*	...	...	...	...	...	*1*	3	*10*
Orissa Tributary States	266	134	*132*	...	...	...	...	...	...	...	*8*
Chutia Nagpur Tributary States	188	86	*102*	...	...	2	...	1	*4*	6	*10*
TOTAL FOR THE FEUDATORY STATES	575	284	291	...	...	2	...	1	5	9	28
British subjects in French Chandranagar	44	20	*24*	...	...	...	...	...	...	...	*1*

This content downloaded from
14.194.219.90 on Fri, 09 Feb 2024 06:46:19 +00:00
All use subject to https://about.jstor.org/terms

AND AGE—PART F—CHRISTIANS—(2) MARRIED—*concluded.*

PERIODS.

20—24.		25—29.		30—34.		35—39.		40—45.		45—49.		50—54.		55—59.		60 AND OVER.	
Male.	Female.	Male.	Female.	Male.	Female.	Male.	Female.	Male.	Female.	Male.	Female.	Male.	Female.	Male.	Female.	Male.	Female.
13	14	15	16	17	18	19	20	21	22	23	24	25	26	27	28	29	30
29	73	64	75	57	50	32	27	39	26	27	25	34	15	24	10	27	10
1	2	1	6	5	9	3	1	9	4	6	1	1	3	4	1	2	2
5	9	7	10	11	10	6	9	13	7	10	4	2	2	3	1	2	2
4	9	8	19	11	15	10	7	11	9	8	1	9	3	2	1	2	1
1	17	17	10	15	12	10	7	16	11	...	8	2	3	4	1	4	2
5	5	6	10	10	8	7	6	10	6	12	3	3	...	4	1	4	...
48	97	52	75	56	60	48	40	34	25	19	15	12	12	14	6	25	11
93	212	155	205	165	164	116	97	132	88	82	57	63	38	55	21	66	28
3	19	12	24	9	16	9	13	13	13	17	4	9	1	7	2	3	...
18	38	34	42	53	30	38	28	38	17	27	15	20	6	8	4	18	6
7	16	7	11	17	11	13	7	14	7	7	4	4	3	2	2	7	...
1	1	3	5	2	...	3	...	4	2	1	1	...	1	2	2	2	...
144	189	179	181	156	163	140	113	166	85	77	51	72	38	33	25	107	48
173	263	235	263	237	220	203	161	235	124	129	75	105	49	52	35	157	54
266	475	390	488	402	384	319	258	367	212	211	132	168	87	107	56	203	82
29	74	57	120	86	91	82	47	53	25	28	13	33	13	8	2	20	3
11	17	22	34	34	49	37	22	28	13	9	1	5	1	...	...	3	...
14	19	28	43	50	32	38	21	30	9	15	3	10	8	4	...	10	1
...	1	2	2	2	...	2	...	...	...	...	...	...	...	...	...	...	...
54	111	109	199	172	172	159	90	111	47	52	17	48	22	12	2	33	4
22	37	22	29	29	25	19	18	27	10	15	11	15	9	9	...	7	1
1,686	2,646	2,359	2,715	2,738	2,789	2,130	1,731	1,957	1,422	928	534	1,053	595	477	376	1,127	409
28	40	49	57	60	55	57	42	39	27	35	7	23	4	4	4	16	3
97	136	124	168	171	146	112	114	144	69	53	55	74	44	28	29	93	24
1,833	2,859	2,554	2,969	2,998	3,015	2,318	1,905	2,167	1,528	1,031	607	1,164	652	518	409	1,243	430
3,586	6,114	5,629	6,469	6,270	5,755	5,004	3,800	4,697	2,935	2,713	1,345	2,554	1,206	1,283	712	2,794	836
9	10	6	14	10	5	9	3	6	6	6	6	9	1	3	...	3	1
9	20	27	34	26	19	19	10	20	14	7	12	13	6	4	1	9	2
4	10	7	21	19	16	11	16	13	10	5	8	10	3	3	2	5	2
22	40	40	69	55	40	39	35	39	30	18	26	32	10	10	3	17	5
1	5	...	4	2	5	2	3	3	1	3	2	2	1	2	2	5	...

This content downloaded from
14.194.219.90 on Fri, 09 Feb 2024 06:46:19 +00:00
All use subject to https://about.jstor.org/terms

TABLE VIII.—Civil condition by religion

District.	Total Widowed.			Age							
				0—4.		5—9.		10—14.		15—19.	
	Total.	Male.	Female.	Male.	Female.	Male.	Female.	Male.	Female.	Male.	Female.
1	2	3	4	5	6	7	8	9	10	11	12
Bardwan Division.											
Bardwan	80	29	51	...	...	1	...	...	2	...	1
Bankura	10	1	9	...	...	...	...	...	...	1	2
Birbhum	31	7	24	...	...	...	...	...	...	...	1
Midnapur	166	35	131	...	...	...	1	...	...	2	4
Hugli	70	13	57	...	...	...	...	...	...	...	...
Howrah	157	36	121	...	...	...	...	...	1	...	...
Total ...	514	121	393	...	...	1	1	...	3	3	8
Presidency Division.											
24-Parganas	979	188	791	7	7	2	27	3	9	2	10
Calcutta	2,333	535	1,798	...	...	2	1	1	6	8	52
Nadia	624	80	544	...	...	...	...	...	...	...	5
Jessor	63	8	55	...	...	...	...	...	1	...	...
Murshidabad	48	10	38	...	...	...	...	...	...	...	...
Khulna	53	16	37	...	...	...	...	...	...	...	...
Total ...	4,100	837	3,263	7	7	4	28	4	16	10	67
Rajshahi Division.											
Dinajpur	50	21	29	...	...	...	...	...	...	...	...
Rajshahi	5	...	5	...	...	...	...	...	...	...	...
Rangpur	14	4	10	...	...	...	...	...	...	...	...
Bogra	1	1	...	...	...	...	...	...	...	...	...
Pabna	3	2	1	...	...	...	...	...	...	...	...
Darjeeling	71	19	52	...	...	...	...	...	2	...	...
Jalpaiguri	8	6	2	...	...	...	...	...	...	...	...
Total ...	152	53	99	...	...	...	...	...	2	...	...
Dacca Division.											
Dacca	1,058	120	938	...	...	...	1	...	1	...	19
Faridpur	267	40	227	...	1	...	1	...	2	1	5
Bakharganj	384	58	326	...	...	...	...	...	1	...	1
Maimansingh	31	7	24	...	...	...	...	...	...	...	...
Total ...	1,740	225	1,515	...	1	...	2	...	4	1	25
Chittagong Division.											
Chittagong	107	17	90	...	...	...	...	...	...	...	1
Noakhali	54	20	34	...	...	...	...	...	...	1	...
Tippera	13	4	9	...	...	...	...	...	...	...	...
Total ...	174	41	133	...	...	...	...	...	...	1	1
TOTAL, BENGAL PROPER	6,680	1,277	5,403	7	8	5	31	4	25	15	101

This content downloaded from
14.194.219.90 on Fri, 09 Feb 2024 06:46:19 +00:00
All use subject to https://about.jstor.org/terms

AND AGE—PART F—CHRISTIANS—(3) WIDOWED.

PERIODS.

20—24.		25—29.		30—34.		35—39.		40—44.		45—49.		50—54.		55—59.		60 AND OVER.	
Male.	Female.	Male.	Female.	Male.	Female.	Male.	Female.	Male.	Female.	Male.	Female.	Male.	Female.	Male.	Female.	Male.	Female.
13	14	15	16	17	18	19	20	21	22	23	24	25	26	27	28	29	30
2	...	2	3	3	5	6	6	3	7	3	12	5	3	...	4	4	8
...	...	...	...	...	1	...	1	...	1	...	...	...	...	...	1	...	3
...	...	...	...	1	...	...	2	1	1	1	2	3	2	...	6	1	10
...	8	2	13	4	9	3	16	7	19	4	9	4	14	3	4	6	34
1	...	1	2	2	3	2	2	3	13	1	3	1	6	1	8	1	20
1	2	2	8	1	13	7	10	3	17	6	15	6	15	2	5	8	35
4	10	7	26	11	31	18	37	17	58	15	41	19	40	6	28	20	110
3	32	11	63	14	74	22	94	21	95	14	60	17	95	30	64	42	161
9	77	25	117	30	140	48	108	75	272	57	244	74	228	58	142	148	411
1	16	2	28	7	26	5	33	7	63	10	43	14	70	4	70	30	190
...	1	...	3	...	2	1	9	...	5	1	6	2	9	1	4	3	15
...	4	...	3	...	4	2	3	3	7	...	3	...	3	1	5	4	6
...	...	3	3	2	1	3	6	2	5	1	1	2	6	...	1	3	14
13	130	41	217	53	247	81	253	108	447	83	357	109	411	94	286	230	797
...	1	...	1	2	3	...	4	3	4	3	2	7	8	4	2	2	4
...	...	...	1	...	1	...	...	...	1	...	...	...	2	...	...	...	...
...	1	...	...	...	1	1	1	1	...	1	...	1	...	...	3	...	4
...	...	...	...	...	...	...	...	...	...	1	...	...	...	...	...	...	...
...	...	...	...	...	...	...	...	1	...	...	...	...	...	...	...	1	1
1	6	4	2	2	7	4	5	2	8	3	3	1	7	1	3	1	9
...	...	...	...	1	1	...	...	2	1	...	...	2	...	...	...	1	...
1	8	4	4	5	13	5	10	9	14	8	5	11	17	5	8	5	18
...	20	6	61	10	74	11	86	12	139	7	80	12	130	9	41	53	286
2	6	6	14	8	20	3	16	2	25	2	20	3	32	3	13	10	73
2	8	6	8	4	20	7	33	5	47	9	32	7	63	6	17	12	96
1	1	...	4	2	1	1	1	1	5	...	6	...	4	...	...	2	2
5	35	18	87	24	115	22	136	20	216	18	138	22	229	18	71	77	456
...	3	3	6	...	10	2	13	2	10	2	11	2	11	2	3	...	22
1	...	1	1	3	1	2	8	1	7	1	2	3	6	3	2	4	7
...	2	...	...	1	...	1	1	1	1	...	1	...	...	...	...	1	4
1	5	4	7	4	11	5	22	4	18	3	14	5	17	5	5	9	33
24	188	74	341	97	417	131	458	158	753	127	555	166	714	128	398	341	1,414

This content downloaded from
14.194.219.90 on Fri, 09 Feb 2024 06:46:19 +00:00
All use subject to https://about.jstor.org/terms

TABLE VIII.—Civil condition by religion

District.	Total Widowed.			Age 0—4.		5—9.		10—14.		15—19.	
	Total.	Male.	Female.	Male.	Female.	Male.	Female.	Male.	Female.	Male.	Female.
11	2	3	4	5	6	7	8	9	10	11	12
Patna Division.											
Patna	167	34	133	...	...	...	...	...	1	4	5
Gaya	19	4	15	...	...	...	1	...	2	...	...
Shahabad	18	6	12	...	...	1	...	...	...	...	...
Darbhanga	19	11	8	...	...	...	...	...	...	...	...
Muzaffarpur	27	16	11	...	...	...	...	...	...	...	...
Saran	22	7	15	...	...	...	...	...	...	...	...
Champaran	205	25	180	...	...	1	...	...	...	1	...
Total	477	103	374	...	...	2	1	...	3	5	5
Bhagalpur Division.											
Bhagalpur	43	11	32	...	...	...	...	...	...	...	...
Monghyr	98	25	73	...	...	...	...	...	...	...	1
Purnea	37	15	22	...	...	...	...	...	1	...	...
Malda	3	1	2	...	...	...	...	...	...	...	...
Santal Parganas	298	60	238	...	...	1	1	1	...	1	3
Total	479	112	367	...	...	1	1	1	1	1	4
TOTAL, BIHAR	956	215	741	...	...	3	2	1	4	6	9
Orissa Division.											
Cuttack	203	35	168	...	...	...	...	...	...	...	...
Puri	55	8	47	...	...	...	...	...	...	...	...
Balasor	84	8	76	...	...	...	...	...	...	...	3
Angul	1	1	...	...	...	...	...	...	...	...	...
TOTAL, ORISSA	343	52	291	...	...	...	...	...	...	...	3
Chutia Nagpur Division.											
Hazaribagh	67	19	48	...	...	...	...	...	...	...	...
Lohardaga	5,045	913	4,132	...	1	5	9	10	20	25	56
Manbhum	136	26	109	...	...	...	...	1	2	...	1
Singhbhum	234	42	192	...	...	1	...	...	...	1	3
TOTAL, CHUTIA NAGPUR	5,481	1,000	4,481	...	1	6	9	11	22	26	60
TOTAL FOR BRITISH TERRITORY	13,460	2,544	10,916	7	9	14	42	18	51	47	173
Feudatory States.											
Kuch Bihar	18	5	13	...	...	...	...	...	...	...	1
Orissa Tributary States	48	7	41	...	...	...	...	...	...	3	2
Chutia Nagpur Tributary States	37	18	19	...	...	...	...	...	...	1	...
TOTAL FOR THE FEUDATORY STATES	103	30	73	...	...	...	...	...	...	4	3
British subjects in French Chandernagar	20	1	19	...	...	...	...	...	...	...	...

This content downloaded from
14.194.219.90 on Fri, 09 Feb 2024 06:46:19 +00:00
All use subject to https://about.jstor.org/terms

AND AGE—PART F—CHRISTIANS—(3) WIDOWED—*concluded.*

PERIODS.

20—24.		25—29.		30—34.		35—39.		40—44.		45—49.		50—54.		55—59.		60 AND OVER.	
Male.	Female.	Male.	Female.	Male.	Female.	Male.	Female.	Male.	Female.	Male.	Female.	Male.	Female.	Male.	Female.	Male.	Female.
13	14	15	16	17	18	19	20	21	23	23	24	25	26	27	28	29	30
2	1	1	2	1	5	...	14	6	18	4	15	8	17	1	14	7	41
...	1	...	2	...	...	...	...	1	1	...	...	...	3	1	2	2	3
...	1	1	...	...	3	1	2	...	3	...	...	2	1	1	...	...	2
...	...	1	...	1	...	1	...	2	4	3	...	...	1	2	...	1	3
...	...	...	...	...	1	4	4	2	2	...	1	4	1	...	1	6	1
1	...	2	...	1	2	2	1	...	3	...	2	1	3	...	...	...	4
2	3	1	8	5	16	5	18	...	24	2	19	2	27	1	16	5	49
5	6	6	12	8	27	13	30	11	55	9	37	17	53	6	33	21	103
...	...	1	4	1	2	2	3	...	5	1	4	1	3	2	1	3	10
...	2	2	...	...	4	1	9	3	11	7	6	3	11	4	3	6	26
...	1	3	2	...	2	...	3	2	1	3	...	2	2	3	2	2	8
...	...	...	...	...	1	...	...	1	...	...	...	...	...	...	...	...	1
2	9	4	11	3	18	4	20	6	38	6	30	8	28	9	7	15	73
2	19	10	17	4	27	7	35	11	55	17	40	14	44	18	13	26	118
7	18	18	29	12	54	20	74	22	110	26	77	31	97	24	46	47	221
...	6	1	11	4	27	3	15	4	22	7	17	9	21	2	12	5	37
...	2	...	1	3	8	2	3	...	10	...	3	1	6	...	...	2	14
1	1	...	9	2	7	...	13	1	9	...	5	2	7	1	6	1	16
...	...	...	...	...	...	...	...	...	...	1	...	...	...	...	...	...	...
1	9	1	21	9	42	5	31	5	41	8	25	12	34	3	18	8	67
1	1	3	1	2	4	1	6	2	5	5	6	1	8	1	3	3	14
59	114	79	188	108	370	88	311	102	609	67	315	93	551	41	256	242	1,332
2	4	2	4	1	7	2	22	5	11	2	16	3	16	2	8	6	18
1	8	4	9	5	14	6	17	3	30	4	14	3	35	4	9	10	53
57	127	88	202	116	395	97	356	112	655	78	351	100	610	48	276	261	1,417
89	342	179	593	234	908	253	919	297	1,559	236	1,008	309	1,455	203	738	657	3,119
...	1	1	...	...	...	2	2	2	1	...	1	...	4	...	2	...	1
...	2	...	3	1	3	...	4	...	7	...	...	...	6	...	2	3	12
3	1	2	1	2	2	2	2	4	1	1	...	1	7	...	...	2	5
3	4	3	4	3	5	4	8	6	9	1	1	1	17	...	4	5	18
...	1	...	2	...	...	...	1	...	5	...	2	...	3	...	1	1	4

This content downloaded from
14.194.219.90 on Fri, 09 Feb 2024 06:46:19 +00:00
All use subject to https://about.jstor.org/terms

TABLE VIII.—Civil condition by religion

District.	Total Unmarried.			Age 0—4.		Age 5—9.	
	Total.	Male.	Female.	Male.	Female.	Male.	Female.
1	2	3	4	5	6	7	8
Bardwan Division.							
Bardwan	2,628	1,491	*1,337*	324	*372*	525	*549*
Bankura	55,496	30,341	*25,155*	7,093	*8,341*	10,081	*9,808*
Birbhum	18,109	9,711	*8,398*	2,531	*2,959*	3,265	*3,152*
Midnapur	73,208	39,910	*33,298*	9,272	*11,104*	13,066	*12,532*
Hugli	649	423	*226*	74	*79*	67	*64*
Howrah	36	26	*10*	4	*4*	5	*3*
Total ...	150,326	81,902	*68,424*	19,298	*22,859*	264 9	*26,108*
Presidency Division.							
24-Parganas	127	72	*55*	32	*30*	22	*14*
Nadia	...	...	...	...	...	...	...
Jessor	51	30	*21*	12	*11*	11	*9*
Murshidabad	4,872	2,653	*2,219*	795	*921*	864	*802*
Khulna	...	...	...	...	...	...	...
Total ...	5,050	2,755	*2,295*	839	*962*	897	*825*
Rajshahi Division.							
Dinajpur	5,258	2,957	*2,301*	882	*956*	962	*811*
Rajshahi	116	63	*53*	17	*23*	18	*18*
Rangpur	201	115	*86*	30	*31*	42	*40*
Bogra	1,070	555	*515*	184	*217*	177	*174*
Pabna	...	...	...	...	...	...	...
Darjeeling	...	...	...	...	...	...	...
Jalpaiguri	2,551	1,456	*1,095*	522	*537*	358	*285*
Total ...	9,196	5,146	*4,050*	1,635	*1,764*	1,557	*1,328*
Dacca Division.							
Dacca	211	120	*91*	43	*39*	45	*36*
Faridpur	...	...	...	...	...	...	...
Bakharganj	...	...	...	...	...	...	...
Maimansingh	14,014	8,010	*6,004*	2,883	*2,874*	2,658	*2,244*
Total ...	14,225	8,130	*6,095*	2,926	*2,913*	2,703	*2,280*
Chittagong Division.							
Chittagong	81	47	*34*	8	*15*	18	*9*
Noakhali	...	...	...	...	...	...	...
Tippera	...	...	...	...	...	...	...
Total ...	81	47	*34*	8	*15*	18	*9*
TOTAL, BENGAL PROPER	178,878	97,980	80,898	24,706	28,513	32,124	30,550

This content downloaded from 14.194.219.90 on Fri, 09 Feb 2024 06:46:19 +00:00
All use subject to https://about.jstor.org/terms

AND AGE—PART G—THE ANIMISTIC—(1) UNMARRIED.

PERIODS.

10—14.		15—19.		20—24.		25—29.	
Male.	Female.	Male.	Female.	Male.	Female.	Male.	Female.
9	10	11	12	13	14	15	16
355	304	141	68	70	10	39	6
7,533	4,867	3,549	1,496	1,196	334	604	143
2,054	1,502	993	506	475	113	239	57
9,549	6,573	4,976	2,190	1,744	453	770	204
52	45	46	26	81	9	63	2
2	3	3	...	6	...	3	...
19,545	13,353	9,708	4,286	3,572	919	1,718	412
10	9	3	2	2	...	2	...
...	...	...	...	...	...	...	...
5	1	1	...	1	...	...	...
543	361	220	101	102	18	61	8
...	...	...	...	...	...	...	...
558	371	224	103	105	18	63	8
458	352	244	107	166	32	122	25
14	9	5	2	4	1	3	...
25	7	11	5	2	1	3	1
107	90	54	21	17	7	11	2
...	...	...	...	...	...	...	...
...	...	...	...	...	...	...	...
164	174	96	65	103	15	79	15
768	632	410	200	292	56	218	43
18	15	6	1	4	...	3	...
...	...	...	...	...	...	...	...
...	...	...	...	...	...	...	...
1,380	670	593	134	260	42	136	11
1,398	685	599	135	264	42	139	11
10	8	7	2	2	...	1	...
...	...	...	...	...	...	...	...
...	...	...	...	...	...	...	...
10	8	7	2	2	...	1	...
22,279	15,049	10,948	4,726	4,235	1,035	2,139	474

This content downloaded from
14.194.219.90 on Fri, 09 Feb 2024 06:46:19 +00:00
All use subject to https://about.jstor.org/terms

TABLE VIII.—Civil condition by religion

District.	Age 30—34.		35—39.		40—44.	
	Male.	Female.	Male.	Female.	Male.	Female.
	17	18	19	20	21	22
Bardwan Division.						
Bardwan	11	1	24	26	...	...
Bankura	158	69	74	33	17	27
Birbhum	91	21	30	9	16	13
Midnapur	335	99	149	49	44	33
Hugli	27	...	6	1	5	...
Howrah	2	...	...	...	...	...
Total	624	183	284	118	82	73
Presidency Division.						
24-Parganas	...	...	1	...	...	...
Nadia	...	...	...	...	...	...
Jessor	...	...	...	...	...	...
Murshidabad	43	4	4	1	17	3
Khulna	...	...	...	...	...	...
Total	43	4	5	1	17	3
Rajshahi Division.						
Dinajpur	55	5	33	3	16	8
Rajshahi	1	...	...	...	1	...
Rangpur	...	...	1	1	...	...
Bogra	5	3	...	1	...	...
Pabna	...	...	...	...	...	...
Darjeeling	...	...	...	...	...	...
Jalpaiguri	42	2	19	4	34	2
Total	103	10	59	5	51	10
Dacca Division.						
Dacca	...	...	...	...	1	...
Faridpur	...	...	...	...	...	...
Bakharganj	...	...	...	...	...	...
Maimansingh	62	6	13	7	13	6
Total	62	6	13	7	14	6
Chittagong Division.						
Chittagong	1	...	...	...	...	...
Noakhali	...	...	...	...	...	...
Tippera	...	...	...	...	...	...
Total	1	...	...	...	...	...
TOTAL, BENGAL PROPER	833	203	361	131	164	92

This content downloaded from
14.194.219.90 on Fri, 09 Feb 2024 06:46:19 +00:00
All use subject to https://about.jstor.org/terms

AND AGE—PART G—THE ANIMISTIC—(1) UNMARRIED—*continued.*

PERIODS.

45—49.		50—54.		55—59.		60 AND OVER.	
Male.	Female.	Male.	Female.	Male.	Female.	Male.	Female.
23	24	25	26	27	28	29	30
...	...	1	1	1	...	...	...
13	18	6	6	8	10	9	10
6	3	2	3	2	...	7	...
18	19	22	12	7	12	18	19
...	...	2	...	...	...	...	...
...	...	...	...	...	...	...	...
37	40	33	22	18	22	34	29
...	...	...	...	...	...	...	...
...	...	...	...	...	...	...	...
...	...	...	...	...	...	...	...
2	...	...	...	...	...	2	...
...	...	...	...	...	...	...	...
2	...	...	...	...	...	2	...
4	2	5	...	2	...	2	...
...	...	...	...	...	...	...	...
...	...	...	...	...	...	1	...
...	...	...	...	...	...	...	...
...	...	...	...	...	...	...	...
...	...	...	...	...	...	...	...
4	...	12	...	6	...	17	...
8	2	17	...	8	...	20	...
...	...	...	...	...	...	...	...
...	...	...	...	...	...	...	...
...	...	...	...	...	...	...	...
4	1	3	4	3	1	2	4
4	1	3	4	3	1	2	4
...	...	...	...	...	...	...	...
...	...	...	...	...	...	...	...
...	...	...	...	...	...	...	...
...	...	...	...	...	...	...	...
51	43	53	26	29	23	58	33

P

This content downloaded from
14.194.219.90 on Fri, 09 Feb 2024 06:46:19 +00:00
All use subject to https://about.jstor.org/terms

TABLE VIII.—Civil Condition by Religion

District.	Total Unmarried.			Age 0—4.		Age 5—9.	
	Total.	Male.	Female.	Male.	Female.	Male.	Female.
1	2	3	4	5	6	7	8
Patna Division.							
Patna	...	...	...	...	...	...	...
Gaya	...	...	...	...	...	...	...
Shahabad	...	...	...	...	...	...	...
Darbhanga	...	...	...	...	...	...	...
Muzaffarpur	...	...	...	...	...	...	...
Saran	...	...	...	...	...	...	...
Champaran	...	...	...	...	...	...	...
Total	...	...	...	...	...	...	...
Bhagalpur Division.							
Bhagalpur	13,718	7,109	*6,549*	1,741	*2,001*	2,315	*2,388*
Monghyr	2,034	1,117	*917*	274	*307*	449	*373*
Purnea	2	...	*2*	...	...	...	...
Malda	11,126	5,980	*5,146*	1,840	*2,141*	1,963	*1,859*
Santal Parganas	396,108	211,125	*184,983*	62,406	*66,694*	68,511	*63,660*
Total	422,988	225,331	*197,597*	66,261	*71,143*	73,238	*68,273*
TOTAL, BIHAR	422,988	225,391	197,597	66,281	71,143	73,238	68,273
Orissa Division.							
Cuttack	...	...	...	...	...	...	...
Puri	...	...	...	...	...	...	...
Balasor	...	...	...	...	...	...	...
Angul	185	103	*82*	18	*22*	41	...
TOTAL, ORISSA	185	103	82	18	22	41	...
Chutia Nagpur Division.							
Hazaribagh	45,572	24,239	*21,333*	6,419	*7,433*	8,332	*8,205*
Lohardaga	311,382	165,953	*145,429*	53,850	*57,773*	57,002	*51,629*
Manbhum	89,933	48,307	*41,626*	11,932	*13,564*	16,696	*16,593*
Singhbhum	187,109	96,820	*90,289*	22,397	*23,255*	26,274	*25,412*
TOTAL, CHUTIA NAGPUR	633,996	335,319	298,677	94,598	102,025	108,304	101,839
TOTAL FOR BRITISH TERRITORY	1,236,047	658,793	577,254	185,583	201,703	213,707	200,682
Feudatory States.							
Kuch Bihar	588	320	*266*	88	*135*	61	*84*
Orissa Tributary States	84,873	45,752	*39,121*	10,617	*12,056*	13,574	*13,166*
Chutia Nagpur Tributary States	160,065	86,737	*73,328*	24,391	*26,566*	28,766	*26,979*
TOTAL FOR THE FEUDATORY STATES	245,524	132,809	112,715	35,096	38,757	42,421	40,222
British subjects in French Chandarnagar	...	...	...	...	...	...	...

This content downloaded from
14.194.219.90 on Fri, 09 Feb 2024 06:46:19 +00:00
All use subject to https://about.jstor.org/terms

AND AGE—PART G—THE ANIMISTIC—(1) UNMARRIED—*continued*.

PERIODS.

10—14.		15—19.		20—24.		25—29.	
Male.	Female.	Male.	Female.	Male.	Female.	Male.	Female.
9	10	11	12	13	14	15	16
...	...	...	...	...	...	...	...
...	...	...	...	...	...	...	...
...	...	...	...	...	...	...	...
...	...	...	...	...	...	...	...
...	...	...	...	...	...	...	...
...	...	...	...	...	...	...	...
...	...	...	...	...	...	...	...
...	...	...	...	...	...	...	...
1,681	*1,366*	754	*512*	363	*157*	196	*68*
232	*165*	96	*55*	37	*16*	19	*1*
...	...	...	...	...	*2*	...	...
1,138	*826*	501	*194*	239	*74*	184	*24*
45,894	*36,455*	21,000	*12,897*	8,131	*3,275*	3,346	*999*
48,945	*38,812*	22,351	*13,658*	8,770	*3,524*	3,735	*1,092*
48,945	38,812	22,351	13,658	8,770	3,524	3,735	1,092
...	...	...	...	...	...	...	...
...	...	...	...	...	...	...	...
...	...	...	...	...	...	...	...
26	*39*	8	*18*	5	*8*	4	...
26	32	8	18	5	8	4	...
5,569	*3,891*	2,267	*1,304*	948	*328*	451	*82*
37,875	*25,992*	11,016	*6,070*	3,188	*1,845*	1,490	*779*
11,311	*8,315*	5,568	*2,437*	1,552	*321*	791	*172*
21,092	*18,066*	11,624	*9,988*	6,213	*4,829*	4,081	*2,895*
75,847	56,264	30,475	19,799	11,901	7,323	6,813	3,928
147,097	110,157	63,782	38,201	24,911	11,690	12,691	5,494
56	*24*	28	*2*	25	*6*	16	*6*
11,770	*8,532*	5,263	*3,489*	2,631	*993*	1,188	*481*
20,506	*13,727*	7,256	*3,750*	3,126	*1,130*	1,498	*474*
32,332	22,283	12,546	7,241	5,772	2,129	2,702	961
...	...	...	...	...	...	...	...

P 2

This content downloaded from
14.194.219.90 on Fri, 09 Feb 2024 06:46:19 +00:00
All use subject to https://about.jstor.org/terms

TABLE VIII.—Civil condition by religion

District.	AGE					
	30—34.		35—39.		40—44.	
	Male.	Female.	Male.	Female.	Male.	Female.
	17	18	19	20	21	22
Patna Division.						
Patna	...	...	...	...	...	...
Gaya	...	...	...	...	...	...
Shahabad	...	...	...	...	...	...
Darbhanga	...	...	...	...	...	...
Muzaffarpur	...	...	...	...	...	...
Saran	...	...	...	...	...	...
Champaran	...	...	...	...	...	...
Total	...	...	...	...	...	...
Bhagalpur Division.						
Bhagalpur	74	*33*	28	*7*	9	*2*
Monghyr	3	...	3	...	1	...
Purnea	...	...	...	...	...	...
Malda	70	*15*	13	*8*	21	*5*
Santal Parganas	1,020	*395*	306	*181*	259	*170*
Total	1,167	*443*	350	*196*	290	*177*
TOTAL, BIHAR	1,167	443	350	196	290	177
Orissa Division.						
Cuttack	...	...	...	...	...	...
Puri	...	...	...	...	...	...
Balasor	...	...	...	...	...	...
Angul	...	...	1	*1*	...	..
TOTAL, ORISSA	...	...	1	1	...	...
Chutia Nagpur Division.						
Hazaribagh	175	*41*	35	*18*	21	*15*
Lohardaga	741	*488*	288	*268*	205	*210*
Manbhum	263	*85*	102	*46*	51	*27*
Singhbhum	2,291	*1,902*	1,070	*1,145*	727	*963*
TOTAL, CHUTIA NAGPUR	3,470	2,516	1,495	1,477	1,004	1,215
TOTAL FOR BRITISH TERRITORY	5,470	3,162	2,207	1,805	1,458	1,484
Feudatory States.						
Kuch Bihar	3	3	6	*2*	4	...
Orissa Tributary States	381	*151*	134	*80*	97	*74*
Chutia Nagpur Tributary States	630	*301*	244	*131*	60	*110*
TOTAL FOR THE FEUDATORY STATES	1,014	455	384	213	261	184
British subjects in French Chandranagar	...	...	...	...	...	...

This content downloaded from
14.194.219.90 on Fri, 09 Feb 2024 06:46:19 +00:00
All use subject to https://about.jstor.org/terms

AND AGE—PART G—THE ANIMISTIC—(1) UNMARRIED—*concluded.*

PERIODS.

45—49.		50—54.		55—59.		60 AND OVER.	
Male.	Female.	Male.	Female.	Male.	Female.	Male.	Female.
23	24	25	26	27	28	29	30
...	...	...	...	...	...	...	...
...	...	...	...	...	...	...	...
...	...	...	...	...	...	...	...
...	...	...	...	...	...	...	...
...	...	...	...	...	...	...	...
...	...	...	...	...	...	...	...
...	...	...	...	...	...	...	...
...	...	...	...	...	...	...	...
9	2	6	8	...	1	3	4
...	...	1	...	...	...	2	...
...	...	...	...	...	...	...	...
3	2	4	2	...	2	4	1
55	59	74	63	26	20	97	115
67	63	85	73	26	23	106	120
67	63	85	73	26	23	106	210
...	...	...	...	...	...	...	...
...	...	...	...	...	...	...	...
...	...	...	...	...	...	...	...
...	1	...	...	...	...	...	...
...	1	...	...	...	...	...	...
11	3	6	7	3	1	2	5
67	69	84	107	41	55	106	144
14	13	15	22	2	9	10	22
358	505	323	559	132	203	238	567
450	590	428	695	178	268	356	738
568	697	568	794	233	314	520	891
1	1	5	...	2	...	5	3
32	19	40	31	5	10	31	39
34	51	53	38	18	36	55	52
...	...	...	...	...	...	...	...
67	71	98	69	25	36	91	94
...	...	...	...	...	...	...	...

This content downloaded from
14.194.219.90 on Fri, 09 Feb 2024 06:46:19 +00:00
All use subject to https://about.jstor.org/terms

TABLE VIII.—Civil condition by religion

District.	Total Married.			Age			
				0—4.		5—9.	
	Total.	Male.	Female.	Male.	Female.	Male.	Female.
1	2	3	4	5	6	7	8
Bardwan Division.							
Bardwan	2,252	1,177	*1,075*	3	...	...	*5*
Bankura	41,047	19,914	*21,133*	12	*18*	40	*133*
Birbhum	14,249	7,145	*7,104*	6	*6*	16	*66*
Midnapur	53,556	26,419	*27,137*	15	*38*	91	*162*
Hugli	1,286	937	*349*	1	...	2	*2*
Howrah	146	126	*20*	...	...	...	...
Total	112,536	55,718	*56,818*	37	*62*	149	*368*
Presidency Division.							
24-Parganas	157	84	*73*	...	...	7	*10*
Calcutta	...	...	...	...	...	...	...
Nadia	...	...	...	...	...	...	...
Jessor	55	24	*31*	...	...	...	...
Murshidabad	3,748	1,871	*1,877*	...	*3*	5	*14*
Khulna	...	...	...	...	...	...	...
Total	3,960	1,979	*1,981*	...	*3*	12	*24*
Rajshahi Division.							
Dinajpur	4,769	2,438	*2,331*	37	*41*	15	*50*
Rajshahi	167	105	*62*	...	*1*	...	*1*
Rangpur	220	99	*121*	...	...	1	*1*
Bogra	857	437	*420*	2	...	...	*2*
Pabna	...	...	...	...	...	...	...
Darjeeling	...	...	...	...	...	...	...
Jalpaiguri	3,211	1,629	*1,582*	2	*2*	1	*56*
Total	9,224	4,708	*4,516*	41	*44*	17	*110*
Dacca Division.							
Dacca	175	89	*86*	...	...	...	*2*
Faridpur	...	...	...	...	...	...	...
Bakharganj	...	...	...	...	...	...	...
Maimansingh	13,959	6,735	*7,224*	13	*28*	36	*231*
Total	14,134	6,824	*7,310*	13	*28*	36	*233*
Chittagong Division.							
Chittagong	60	34	*26*	1	...	...	...
Noakhali	...	...	...	...	...	...	...
Tippera	...	...	...	...	...	...	...
Total	60	34	*26*	1	...	...	...
TOTAL, BENGAL PROPER	139,914	69,263	70,651	92	137	214	735

This content downloaded from
14.194.219.90 on Fri, 09 Feb 2024 06:46:19 +00:00
All use subject to https://about.jstor.org/terms

AND AGE—PART G—THE ANIMISTIC—(2) MARRIED.

PERIODS.

10—14.		15—19.		20—24.		25—29.	
Male.	Female.	Male.	Female.	Male.	Female.	Male.	Female.
9	10	11	12	13	14	15	16
8	40	36	112	81	122	135	178
184	986	879	3,276	1,564	3,230	2,895	4,000
85	349	327	944	589	1,042	1,059	1,169
288	1,086	1,149	4,125	2,341	4,673	3,745	5,109
5	15	13	40	79	77	130	86
...	1	...	3	4	1	14	5
570	2,477	2,404	8,500	4,658	9,145	7,978	10,547
4	10	3	8	3	9	12	8
...	...	...	...	...	...	...	...
...	...	...	...	...	...	...	...
...	3	...	4	2	7	5	3
20	125	102	297	154	311	269	330
...	...	...	...	...	...	...	...
24	138	105	309	159	327	286	341
47	155	99	347	169	322	287	438
1	4	4	7	6	7	14	6
3	6	8	24	9	19	12	23
13	40	17	63	22	50	58	88
...	...	...	...	...	...	...	...
...	...	...	...	...	...	...	...
73	75	96	200	173	234	364	269
136	280	224	641	379	639	735	824
1	10	3	15	15	9	7	9
...	...	...	...	...	...	...	...
...	...	...	...	...	...	...	...
157	765	329	1,282	604	1,260	1,089	1,281
158	775	332	1,297	619	1,269	1,096	1,299
...	2	...	4	2	4	5	4
...	...	...	...	...	...	...	...
...	...	...	...	...	...	...	...
...	2	...	4	2	4	5	4
888	3,672	3,065	10,751	5,817	11,377	10,100	13,008

This content downloaded from
14.194.219.90 on Fri, 09 Feb 2024 06:46:19 +00:00
All use subject to https://about.jstor.org/terms

TABLE VIII.—Civil condition by religion

District.	Age 30—34.		Age 35—39.		Age 40—44.	
	Male.	Female.	Male.	Female.	Male.	Female.
	17	18	19	20	21	22
Bardwan Division.						
Bardwan	152	*188*	228	*191*	173	*80*
Bankura	2,964	*3,153*	2,857	*2,930*	2,590	*1,748*
Birbhum	1,061	*998*	935	*755*	845	*643*
Midnapur	3,945	*4,239*	3,654	*2,690*	3,820	*2,328*
Hugli	186	*55*	133	*27*	175	*25*
Howrah	33	*2*	16	*1*	31	*2*
Total ...	8,341	*8,635*	8,023	*5,894*	7,634	*4,826*
Presidency Division.						
24-Parganas	11	*10*	21	*9*	11	*6*
Calcutta	...	...	...	...	...	...
Nadia	...	...	...	...	...	...
Jessor	5	*1*	2	*1*	...	*7*
Murshidabad	306	*288*	186	*151*	279	*154*
Khulna	...	...	...	...	...	...
Total ...	322	*299*	209	*161*	290	*167*
Rajshahi Division.						
Dinajpur	397	*375*	330	*189*	405	*224*
Rajshahi	21	*12*	16	*8*	19	*6*
Rangpur	17	*18*	15	*11*	7	*8*
Bogra	82	*73*	55	*30*	72	*39*
Pabna	...	...	...	...	...	...
Darjeeling	...	...	...	...	...	...
Jalpaiguri	224	*221*	133	*97*	155	*129*
Total ...	741	*699*	554	*335*	658	*406*
Dacca Division.						
Dacca	17	*15*	11	*9*	12	*9*
Faridpur	...	...	...	...	...	...
Bakharganj	...	...	...	...	...	...
Maimansingh	1,157	*957*	884	*471*	985	*501*
Total ...	1,174	*972*	895	*480*	997	*510*
Chittagong Division.						
Chittagong	3	*2*	9	*5*	6	*3*
Noakhali	...	...	...	...	...	...
Tippera	...	...	...	...	...	...
Total ...	3	*2*	9	*5*	6	*3*
TOTAL, BENGAL PROPER	10,581	10,607	8,690	6,875	9,585	5,912

This content downloaded from
14.194.219.90 on Fri, 09 Feb 2024 06:46:19 +00:00
All use subject to https://about.jstor.org/terms

AND AGE—PART G—THE AMINISTIC—(2) MARRIED—*continued.*

PERIODS.

45—49.		50—54.		55—59.		60 AND OVER.	
Male.	Female.	Male.	Female.	Male.	Female.	Male.	Female.
23	24	25	26	27	28	29	30
104	60	97	36	36	27	124	36
1,696	938	1,567	674	848	362	1,818	385
579	355	565	337	283	162	795	278
1,944	862	1,966	868	986	357	2,275	600
60	6	81	10	23	3	49	3
8	...	8	2	4	2	8	1
4,391	2,221	4,284	1,927	2,180	913	5,069	1,303
3	...	2	...	1	3	6	...
...	...	...	...	...	...	...	...
...	...	...	...	...	...	...	...
5	3	3	1	...	...	2	1
142	55	154	70	64	31	190	48
...	...	...	...	...	...	...	...
150	58	159	71	65	34	198	49
171	50	209	71	62	20	210	49
3	6	15	4	2	...	4	...
7	6	6	1	7	1	7	3
29	9	38	15	9	4	40	7
...	...	...	...	...	...	...	...
...	...	...	...	...	...	...	...
144	23	123	69	26	12	111	202
354	94	391	153	106	37	373	261
5	1	8	1	1	1	9	5
...	...	...	...	...	...	...	...
...	...	...	...	...	...	...	...
364	102	430	176	146	45	541	125
369	103	438	177	147	46	550	130
4	2	3	...	1	...	...	...
...	...	...	...	...	...	...	...
...	...	...	...	...	...	...	...
4	2	3	...	1	...	...	...
5,268	2,478	5,275	2,328	2,499	1,030	6,189	1,743

This content downloaded from
14.194.219.90 on Fri, 09 Feb 2024 06:46:19 +00:00
All use subject to https://about.jstor.org/terms

TABLE VIII.—Civil condition by religion

District.	Total Married.			Age 0—4		Age 5—9.	
	Total.	Male.	Female.	Male.	Female.	Male.	Female.
1	2	3	4	5	6	7	8
Patna Division.							
Patna	...	...	...	...	...	...	...
Gaya	...	...	...	...	...	...	...
Shahabad	...	...	...	...	...	...	...
Darbhanga	...	...	...	...	...	...	...
Muzaffarpur	...	...	...	...	...	...	...
Saran	...	...	...	...	...	...	...
Champaran	...	...	...	...	...	...	...
Total ...	...	...	...	...	...	...	...
Bhagalpur Division.							
Bhagalpur	9,482	4,735	*4,747*	5	*13*	22	*52*
Monghyr	1,429	678	*751*	...	*5*	6	*7*
Purnea	...	...	...	...	...	...	...
Malda	8,847	4,577	*4,270*	4	*15*	15	*52*
Santal Parganas	289,749	142,946	*146,803*	227	*275*	591	*1,337*
Total ...	309,507	152,936	*156,571*	236	*308*	634	*1,448*
TOTAL, BIHAR ...	309,507	152,936	156,571	236	308	634	1,448
Orissa Division.							
Cuttack	...	...	...	...	...	...	...
Puri	...	...	...	...	...	...	...
Balasor	...	...	...	...	...	...	...
Angul	82	42	*40*	...	...	...	...
TOTAL, ORISSA ...	82	42	40	...	...	...	...
Chutia Nagpur Division.							
Hazaribagh	36,202	17,941	*18,261*	23	*44*	158	*357*
Lohardaga	251,623	120,343	*131,280*	136	*226*	531	*1,438*
Manbhum	64,651	32,074	*32,577*	17	*36*	79	*199*
Singhbhum	101,061	50,535	*50,526*	94	*139*	134	*203*
TOTAL, CHUTIA NAGPUR	453,537	220,893	232,644	270	445	902	2,197
TOTAL FOR BRITISH TERRITORY	903,040	443,134	459,906	598	890	1,750	4,366
Feudatory States.							
Kuch Bihar	341	188	*153*	...	...	...	*3*
Orissa Tributary States	60,256	30,012	*30,244*	26	*39*	64	*126*
Chutia Nagpur Tributary States	123,035	61,534	*61,501*	49	*63*	133	*284*
TOTAL FOR THE FEUDATORY STATES	183,632	91,734	*91,898*	75	95	203	413
British subjects in French Chandranagar	...	...	...	...	...	...	...

This content downloaded from
14.194.219.90 on Fri, 09 Feb 2024 06:46:19 +00:00
All use subject to https://about.jstor.org/terms

AND AGE—PART G—THE ANIMISTIC—(2) MARRIED—*continued*.

PERIODS.

10—14.		15—19.		20—24.		25—29.	
Male.	Female.	Male.	Female.	Male.	Female.	Male.	Female.
9	10	11	12	13	14	15	16
...	...	...	...	...	...	...	...
...	...	...	...	...	...	...	...
...	...	...	...	...	...	...	...
...	...	...	...	...	...	...	...
...	...	...	...	...	...	...	...
...	...	...	...	...	...	...	...
...	...	...	...	...	...	...	...
...	...	...	...	...	...	...	...
111	277	242	509	434	746	674	724
15	33	35	51	37	95	85	118
...	...	...	...	...	...	...	...
119	267	220	477	336	677	634	709
3,563	8,972	11,080	20,795	16,419	23,487	21,891	22,368
3,808	9,549	11,577	21,832	17,226	25,005	23,284	23,919
3,808	9,549	11,577	21,832	17,226	25,005	23,284	23,912
...	...	...	...	...	...	...	...
...	...	...	...	...	...	...	...
...	...	...	...	...	...	...	...
...	1	...	6	3	7	7	1
...	1	...	6	3	7	7	1
637	1,234	1,110	1,979	1,674	2,653	2,363	3,161
4,919	10,993	9,902	16,198	12,197	19,790	17,104	21,734
443	1,460	2,105	4,767	2,403	4,275	4,567	5,965
449	1,938	2,133	4,910	3,082	7,307	6,568	8,457
6,448	14,925	15,250	27,854	20,256	34,024	30,601	39,397
11,144	28,147	29,892	60,443	43,302	70,413	63,992	76,316
1	14	9	28	6	25	24	34
241	635	991	3,529	2,638	4,713	4,465	5,680
1,350	2,728	3,205	6,984	6,047	9,758	9,323	11,357
1,592	3,377	4,205	10,541	8,691	14,496	13,812	17,071
...	...	...	...	...	...	...	...

This content downloaded from
14.194.219.90 on Fri, 09 Feb 2024 06:46:19 +00:00
All use subject to https://about.jstor.org/terms

TABLE VIII.—Civil condition by religion

AGE

District.	30—34.		35—39.		40—44.	
	Male.	Female.	Male.	Female.	Male.	Female.
	17	18	19	20	21	22
Patna Division.						
Patna	...	...	...	...	...	...
Gaya	...	...	...	...	...	...
Shahabad	...	...	...	...	...	...
Darbhanga	...	...	...	...	...	...
Muzaffarpur	...	...	...	...	...	...
Saran	...	...	...	...	...	...
Champaran	...	...	...	...	...	...
Total ...	...	...	...	...	...	...
Bhagalpur Division.						
Bhagalpur	741	792	508	449	579	465
Monghyr	105	137	99	68	78	93
Purnea	...	...	...	...	...	...
Malda	627	722	451	327	757	481
Santal Parganas	19,031	18,329	14,682	14,068	15,952	12,326
Total ...	20,504	19,980	15,740	14,912	17,366	13,365
TOTAL, BIHAR ...	20,504	19,980	15,740	14,912	17,366	13,365
Orissa Division.						
Cuttack	...	...	...	...	...	...
Puri	...	...	...	...	...	...
Balasor	...	...	...	...	...	...
Angul	4	5	10	10	6	4
TOTAL, ORISSA ...	4	5	10	10	6	4
Chutia Nagpur Division.						
Hazaribagh	2,027	2,989	2,405	2,116	2,179	1,627
Lohardaga	19,579	20,442	15,141	13,872	13,741	10,463
Manbhum	4,827	5,070	4,877	3,808	3,871	2,679
Singhbhum	7,774	8,705	6,626	6,036	7,328	5,261
TOTAL, CHUTIA NAGPUR	35,107	37,206	29,139	25,832	27,119	20,030
TOTAL FOR BRITISH TERRITORY	55,615	57,191	44,889	40,754	44,491	33,399
Feudatory States.						
Kuch Bihar	29	28	43	10	36	8
Orissa Tributary States	5,410	5,538	4,292	3,847	4,047	2,982
Chutia Nagpur Tributary States	10,629	10,745	8,653	7,305	8,977	5,484
TOTAL FOR THE FEUDATORY STATES	16,068	16,311	12,988	11,162	13,060	8,474
British subjects in French Chandernagar	...	...	...	...	...	...

This content downloaded from
14.194.219.90 on Fri, 09 Feb 2024 06:46:19 +00:00
All use subject to https://about.jstor.org/terms

AND AGE—PART G—THE ANIMISTIC—(2) MARRIED—*concluded.*

PERIODS.

45—49.		50—54.		55—59.		60 AND OVER.	
Male.	Female.	Male.	Female.	Male.	Female.	Male.	Female.
23	24	25	26	27	28	29	30
...	...	...	...	...	...	...	...
...	...	...	...	...	...	...	...
...	...	...	...	...	...	...	...
...	...	...	...	...	...	...	...
...	...	...	...	...	...	...	...
...	...	...	...	...	...	...	...
...	...	...	...	...	...	...	...
...	...	...	...	...	...	...	...
395	*230*	422	*219*	143	*106*	459	*165*
62	*38*	73	*46*	25	*21*	58	*39*
...	...	...	...	...	...	...	...
247	*122*	433	*215*	99	*46*	635	*167*
8,900	*7,360*	10,225	*6,263*	5,029	*4,505*	15,356	*6,718*
9,604	*7,750*	11,153	*6,743*	5,296	*4,678*	16,508	*7,089*
9,604	7,750	11,153	6,743	5,296	4,678	16,508	7,089
...	...	...	...	...	...	...	...
...	...	...	...	...	...	...	...
...	...	...	...	...	...	...	...
1	...	4	4	1	...	6	2
1	...	4	4	1	...	6	2
1,435	*852*	1,347	*622*	510	*284*	1,084	*344*
7,496	*5,280*	7,900	*4,654*	3,614	*2,600*	7,993	*3,540*
2,538	*1,515*	2,360	*1,275*	1,167	*634*	2,820	*894*
3,864	*2,861*	5,027	*2,519*	1,904	*1,218*	4,652	*1,649*
15,333	10,508	16,724	9,063	7,195	4,736	16,549	6,427
30,206	20,736	33,156	18,138	14,991	10,444	39,252	15,261
12	*1*	15	*1*	2	*1*	11	...
2,108	*1,272*	2,660	*1,068*	696	*365*	1,774	*457*
3,651	*2,253*	4,139	*1,989*	1,645	*1,267*	3,727	*1,285*
5,771	3,525	6,814	3,058	2,343	1,633	5,512	1,742
...	...	...	...	...	...	...	...

This content downloaded from
14.194.219.90 on Fri, 09 Feb 2024 06:46:19 +00:00
All use subject to https://about.jstor.org/terms

TABLE VIII.—Civil condition by religion

District.	Total Widowed.			Age 0–4.		Age 5–9.	
	Total.	Male.	Female.	Male.	Female.	Male.	Female.
1	2	3	4	5	6	7	8
Bardwan Division.							
Bardwan	379	73	306	...	...	...	...
Bankura	7,204	915	6,289	...	5	1	7
Birbhum	1,931	374	1,557	...	...	1	2
Midnapur	10,165	1,129	9,036	1	5	4	18
Hugli	118	28	90	...	...	...	...
Howrah	12	9	3	...	...	...	...
Total	19,809	2,528	17,281	1	10	6	27
Presidency Division.							
24-Parganas	24	10	14	...	...	...	...
Calcutta	...	...	...	...	...	...	...
Nadia	...	...	...	...	...	...	...
Jessor	2	...	2	...	...	...	...
Murshidabad	684	144	540	...	...	1	...
Khulna	...	...	...	...	...	...	...
Total	710	154	556	...	...	1	...
Rajshahi Division.							
Dinajpur	667	202	465	...	18	...	23
Rajshahi	15	6	9	...	...	...	...
Rangpur	16	5	11	...	...	...	...
Bogra	73	16	57	...	...	...	...
Pabna	...	...	...	...	...	...	...
Darjeeling	...	...	...	...	...	...	...
Jalpaiguri	533	216	317	...	...	...	...
Total	1,304	445	859	...	18	...	23
Dacca Division.							
Dacca	15	4	11	...	...	...	...
Faridpur	...	...	...	...	...	...	...
Bakharganj	...	...	...	...	...	...	...
Maimansingh	1,636	325	1,311	1	6	4	40
Total	1,651	329	1,322	1	6	4	40
Chittagong Division.							
Chittagong	20	7	13	...	1	...	1
Noakhali	...	...	...	...	...	...	...
Tippera	...	...	...	...	...	...	...
Total	20	7	13	...	1	...	1
TOTAL, BENGAL PROPER	23,494	3,463	20,031	2	35	11	91

This content downloaded from
14.194.219.90 on Fri, 09 Feb 2024 06:46:19 +00:00
All use subject to https://about.jstor.org/terms

AND AGE—PART G—THE ANIMISTIC—(3) WIDOWED.

PERIODS.

10—14.		15—19.		20—24.		25—29.	
Male.	Female.	Male.	Female.	Male.	Female.	Male.	Female.
9	10	11	12	13	14	15	16
1	1	1	3	2	6	3	12
2	22	19	131	26	189	63	346
3	5	3	33	15	59	27	74
10	56	20	228	41	314	87	551
...	1	...	5	2	7	4	15
...	...	...	...	...	...	1	...
16	85	43	400	86	568	185	998
...	...	...	...	...	1	...	1
...	...	...	...	...	...	...	...
...	...	...	...	...	...	...	...
...	...	...	...	...	1	...	...
...	3	2	14	10	14	10	38
...	...	...	...	...	...	...	...
...	3	2	14	10	16	10	39
3	15	5	16	6	19	18	38
...	...	...	...	...	...	...	...
...	...	...	...	...	2	1	...
...	1	...	...	2	1	2	1
...	...	...	...	...	...	...	...
...	...	...	...	...	...	...	...
11	17	7	9	26	17	34	35
14	33	12	25	34	39	55	74
...	...	1	1	1	...	...	2
...	...	...	...	...	...	...	...
...	...	...	...	...	...	...	...
6	32	10	69	12	87	25	103
	32	11	63	13	87	23	105
...	1	...	...	...	...	...	1
...	...	...	...	...	...	...	...
...	...	...	...	...	...	...	...
...	1	...	...	...	...	...	1
38	154	98	502	143	710	275	1,217

This content downloaded from
14.194.219.90 on Fri, 09 Feb 2024 06:46:19 +00:00
All use subject to https://about.jstor.org/terms

TABLE VIII.—Civil condition by religion

District.	AGE					
	30—34.		35—39.		40—44.	
	Male.	Female.	Male.	Female.	Male.	Female.
	17	18	19	20	21	22
Bardwan Division.						
Bardwan	6	15	6	28	10	34
Bankura	72	475	96	529	103	707
Birbhum	25	69	34	84	48	157
Midnapur	97	731	103	799	141	1,042
Hugli	5	19	5	13	2	19
Howrah	...	2	1	...	2	1
Total ...	205	1,304	245	1,453	306	1,953
Presidency Division.						
24-Parganas	1	1	4	3	1	1
Calcutta	...	...	...	...	...	...
Nadia	...	...	...	...	...	...
Jessor	...	1	...	...	...	...
Murshidabad	7	40	13	23	14	70
Khulna	...	...	...	...	...	...
Total ...	8	42	17	26	15	71
Rajshahi Division.						
Dinajpur	21	36	27	32	32	58
Rajshahi	2	...	...	1	...	2
Rangpur	...	...	...	...	1	3
Bogra	...	2	1	2	1	11
Pabna	...	...	...	...	...	...
Darjeeling	...	...	...	...	...	...
Jalpaiguri	30	11	23	22	17	62
Total ...	53	49	51	57	51	136
Dacca Division.						
Dacca	...	1	...	2	...	...
Faridpur	...	...	...	...	...	...
Bakharganj	...	...	...	...	...	...
Maimansingh	25	129	25	87	45	198
Total ...	25	130	25	89	45	198
Chittagong Division.						
Chittagong	1	1	1	3	1	...
Noakhali	...	...	...	...	...	...
Tippera	...	...	...	...	...	...
Total ...	1	1	1	3	1	...
TOTAL, BENGAL PROPER	292	1,528	339	1,628	418	2,358

This content downloaded from
14.194.219.90 on Fri, 09 Feb 2024 06:46:19 +00:00
All use subject to https://about.jstor.org/terms

AND AGE—PART G—THE ANIMISTIC—(3) WIDOWED—*continued.*

PERIODS.

45—49.		50—54.		55—59.		60 AND OVER.	
Male.	Female.	Male.	Female.	Male.	Female.	Male.	Female.
23	24	25	26	27	28	29	30
4	26	5	33	3	27	33	121
95	685	68	756	107	715	263	1,722
35	118	37	185	20	116	126	662
100	702	123	1,208	75	598	327	2,784
2	5	2	5	3	3	3	12
...	...	4	...	...	...	1	...
236	1,536	239	2,187	208	1,459	753	5,301
1	...	1	1	...	...	2	6
...	...	...	...	...	...	...	...
...	...	...	...	...	...	...	...
...	...	...	...	...	...	...	...
13	35	14	93	14	36	46	174
...	...	...	...	...	...	...	...
14	35	15	94	14	36	48	180
35	25	23	48	7	14	35	123
2	1	1	1	...	...	1	4
...	2	1	2	1	1	1	1
...	5	3	11	...	...	7	23
...	...	...	...	...	...	...	...
...	...	...	...	...	...	...	...
8	23	24	21	14	13	22	87
35	56	52	83	22	28	66	238
...	...	...	...	1	...	1	5
...	...	...	...	...	...	...	...
...	...	...	...	...	...	...	...
18	46	34	141	20	51	100	329
18	46	34	141	21	51	101	334
3	...	1	2	...	1	...	2
...	...	...	...	...	...	...	...
...	...	...	...	...	...	...	...
3	...	1	...	...	1	...	2
306	1,673	341	2,507	265	1,575	967	6,055

This content downloaded from
14.194.219.90 on Fri, 09 Feb 2024 06:46:19 +00:00
All use subject to https://about.jstor.org/terms

TABLE VIII.—Civil condition by religion

District.	Total Widowed.			Age			
				0—4.		5—9.	
	Total.	Male.	Female.	Male.	Female.	Male.	Female.
1	2	3	4	5	6	7	8
Patna Division.							
Patna	...	...	...	...	...	...	...
Gaya	...	...	...	...	...	...	...
Shahabad	...	...	...	...	...	...	...
Darbhanga	...	...	...	...	...	...	...
Muzaffarpur	...	...	...	...	...	...	...
Saran	...	...	...	...	...	...	...
Champaran	...	...	...	...	...	...	...
Total ...	...	...	...	...	...	...	...
Bhagalpur Division.							
Bhagalpur	1,540	367	*1,173*	2	*2*	3	*3*
Monghyr	243	45	*198*	...	...	...	*2*
Purnea	...	...	...	...	...	...	...
Malda	1,061	285	*776*	...	*1*	...	*3*
Santal Parganas	40,427	8,018	*32,409*	13	*25*	19	*69*
Total ...	43,271	8,715	*34,556*	15	*28*	22	*70*
TOTAL, BIHAR ...	43,271	8,715	34,556	15	28	22	70
Orissa Division.							
Cuttack	...	...	...	...	...	...	...
Puri	...	...	...	...	...	...	...
Balasor	...	...	...	...	...	...	...
Angul	65	31	*34*	1	...	...	*1*
TOTAL, ORISSA ...	65	31	34	1	...	...	1
Chutia Nagpur Division.							
Hazaribagh	6,092	1,413	*4,679*	3	*5*	18	*20*
Lohardaga	52,323	8,328	*43,997*	16	*30*	30	*87*
Manbhum	11,445	2,136	*9,309*	...	*6*	3	*14*
Singhbhum	18,240	3,760	*14,480*	10	*37*	38	*51*
TOTAL, CHUTIA NAGPUR ..	88,100	15,635	72,465	29	78	89	172
TOTAL FOR BRITISH TERRITORY ...	154,930	27,844	127,086	47	141	122	334
Feudatory States.							
Kuch Bihar	84	22	*62*	...	...	...	...
Orissa Tributary States	10,165	1,612	*8,553*	1	*7*	7	*17*
ChutiaNagpur Tributary States	19,150	4,407	*14,743*	5	*14*	9	*39*
TOTAL FOR THE FEUDATORY STATES ...	29,399	6,041	23,358	6	21	16	46
British subjects in French Chandernagar	...	...	...	...	...	...	...

This content downloaded from
14.194.219.90 on Fri, 09 Feb 2024 06:46:19 +00:00
All use subject to https://about.jstor.org/terms

AND AGE—PART G—THE ANIMISTIC—(3) WIDOWED—*continued.*

PERIODS.

10—14.		15—19.		20—24.		25—29.	
Male.	Female.	Male.	Female.	Male.	Female.	Male.	Female.
9	10	11	12	13	14	15	16
...	...	...	...	...	...	...	...
...	...	...	...	...	...	...	...
...	...	...	...	...	...	...	...
...	...	...	...	...	...	...	...
...	...	...	...	...	...	...	...
...	...	...	...	...	...	...	...
...	...	...	...	...	...	...	...
...	...	...	...	...	...	...	...
6	*16*	5	*35*	15	*33*	29	*63*
...	...	3	*2*	1	*5*	4	*9*
...	...	...	...	...	...	...	...
2	*17*	6	*15*	8	*32*	25	*49*
86	*312*	262	*867*	421	*1,129*	684	*1,488*
94	*345*	276	*919*	445	*1,199*	742	*1,609*
94	345	276	919	445	1,199	742	1,609
...	...	...	...	...	...	...	...
...	...	...	...	...	...	...	...
...	...	...	...	...	...	...	...
2	*2*	4	*6*	3	*2*	2	*3*
2	2	4	6	3	2	2	3
11	*36*	28	*74*	49	*129*	82	*222*
123	*393*	270	*871*	413	*1,514*	667	*2,442*
4	*60*	56	*213*	72	*243*	152	*457*
38	*73*	84	*231*	129	*390*	194	*540*
176	562	438	1,389	662	2,276	1,095	3,661
308	1,063	786	2,816	1,253	4,187	2,114	6,490
...	*1*	...	*2*	...	*1*	1	*6*
9	*22*	16	*108*	50	*212*	115	*348*
47	*64*	87	*212*	206	*441*	329	*717*
56	87	103	322	256	654	445	1,071
...	...	...	...	...	...	...	...

a 2

This content downloaded from
14.194.219.90 on Fri, 09 Feb 2024 06:46:19 +00:00
All use subject to https://about.jstor.org/terms

TABLE VIII.—Civil condition by religion

District.	AGE					
	30—34.		35—39.		40—44.	
	Male.	Female.	Male.	Female.	Male.	Female.
	17	18	19	20	21	22
Patna Division.						
Patna	...	...	...	...	...	...
Gaya	...	...	...	...	...	...
Shahabad	...	...	...	...	...	...
Darbhanga	...	...	...	...	...	...
Muzaffarpur	...	...	...	...	...	...
Saran	...	...	...	...	...	...
Champaran	...	...	...	...	...	...
Total	...	...	...	...	...	...
Bhagalpur Division.						
Bhagalpur	36	103	39	67	49	153
Monghyr	3	17	6	19	5	39
Purnea	...	...	...	...	...	...
Malda	29	53	22	24	54	117
Santal Parganas	695	2,174	533	1,874	901	3,853
Total	763	2,347	600	1,977	1,009	4,154
TOTAL, BIHAR	763	2,347	600	1,977	1,009	4,154
Orissa Division						
Cuttack	...	...	...	...	...	...
Puri	...	...	...	...	...	...
Balasor	...	...	...	...	...	...
Angul	4	8	8	5	5	3
TOTAL, ORISSA	4	8	8	5	5	3
Chutia Nagpur Division.						
Hazaribagh	152	443	183	423	175	657
Lohardaga	844	4,572	688	3,564	934	6,355
Manbhum	222	670	235	776	239	1,125
Singhbhum	295	1,274	293	1,109	474	2,152
TOTAL, CHUTIA NAGPUR	1,513	6,959	1,549	5,865	1,822	10,289
TOTAL FOR BRITISH TERRITORY	2,572	10,840	2,466	9,475	3,254	16,804
Feudatory States.						
Kuch Bihar	2	14	2	6	5	4
Orissa Tributary States	152	670	166	607	215	1,419
Chutia Nagpur Tributary States	516	1,314	448	1,195	630	2,361
TOTAL FOR THE FEUDATORY STATES	670	1,998	616	1,808	850	3,784
British subjects in French Chandernagar	...	...	...	...	...	...

This content downloaded from 14.194.219.90 on Fri, 09 Feb 2024 06:46:19 +00:00
All use subject to https://about.jstor.org/terms

AND AGE—PART G—THE ANIMISTIC—(3) WIDOWED—*concluded.*

PERIODS.

45—49.		50—54.		55—59.		60 AND OVER.	
Male.	Female.	Male.	Female.	Male.	Female.	Male.	Female.
23	24	25	26	27	28	29	30
...	...	...	...	...	...	...	...
...	...	...	...	...	...	...	...
...	...	...	...	...	...	...	...
...	...	...	...	...	...	...	...
...	...	...	...	...	...	...	...
...	...	...	...	...	...	...	...
...	...	...	...	...	...	...	...
...	...	...	...	...	...	...	...
22	*94*	40	*163*	20	*51*	101	*390*
5	*11*	4	*24*	...	*9*	14	*75*
...	...	...	...	...	...	...	...
13	*46*	31	*97*	7	*27*	88	*295*
559	*2,022*	788	*4,051*	433	*1,857*	2,624	*12,696*
599	*2,173*	863	*4,335*	460	*1,944*	2,827	*13,456*
599	2,173	863	4,335	460	1,944	2,827	13,456
...	...	...	...	...	...	...	...
...	...	...	...	...	...	...	...
...	...	...	...	...	...	...	...
...	...	1	...	...	...	1	*4*
...	...	1	...	...	...	1	4
130	*402*	169	*665*	82	*280*	381	*1,323*
557	*3,188*	946	*5,655*	459	*2,777*	2,180	*12,549*
187	*769*	225	*1,251*	119	*617*	622	*3,108*
307	*1,159*	523	*3,169*	263	*970*	1,113	*4,339*
1,181	5,518	1,863	9,740	922	4,644	4,296	21,312
2,086	9,364	3,068	18,582	1,647	8,163	8,091	40,827
3	*6*	4	*10*	...	*3*	5	*9*
123	*606*	262	*1,540*	82	*409*	414	*2,588*
322	*1,018*	567	*2,076*	292	*1,040*	940	*4,259*
448	1,630	833	3,626	374	1,452	1,368	6,856
...	...	...	...	...	...	...	...

This content downloaded from
14.194.219.90 on Fri, 09 Feb 2024 06:46:19 +00:00
All use subject to https://about.jstor.org/terms

TABLE VIII.—Civil condition by religion

District.	Total Unmarried.			Age 0–4.		5–9.		10–14.		15–19.		20–24.	
	Total.	Male.	Female.	Male.	Female.	Male.	Female.	Male.	Female.	Male.	Female.	Male.	Female.
1	2	3	4	5	6	7	8	9	10	11	12	13	14
Bardwan Division.													
Bardwan	1	1	...	...	...	...	...	...	...	...	...	1	...
Midnapur	33	18	15	5	5	5	6	5	3	1	...	1	1
Hugli	1	1	...	...	...	...	...	...	...	...	...	...	...
Total ...	35	20	15	5	5	5	6	5	3	1	...	2	1
Presidency Division.													
24-Parganas	9	8	1	3	1	...	...	...	...	...	...	1	...
Calcutta	831	494	337	98	94	95	97	103	60	66	21	34	20
Khulna	4	1	3	1	1	...	2	...	...	...	...	...	...
Total ...	844	503	341	102	96	95	99	103	60	66	21	35	20
Rajshahi Division.													
Darjeeling	27	27	...	...	...	...	...	...	...	2	...	15	...
Total ...	27	27	...	...	...	...	...	...	...	2	...	15	...
Dacca Division.													
Dacca	2	1	1	...	...	...	...	...	...	...	...	...	...
Total ...	2	1	1	...	...	...	...	...	...	...	...	...	...
Chittagong Division ...	...	...	...	...	...	...	...	...	...	...	...	...	...
TOTAL, BENGAL PROPER	908	551	357	107	101	100	105	108	63	69	21	52	21
Patna Division.													
Patna	4	...	4	...	3	...	...	...	1	...	...	...	...
Total ...	4	...	4	...	3	...	...	...	1	...	...	...	...
Bhagalpur Division.													
Bhagalpur	7	2	5	1	...	...	2	...	2	...	1	...	...
Purnea	2	1	1	...	...	...	...	1	1	...	...	...	...
Malda	2	2	...	...	...	...	...	...	...	2	...	...	...
Total ...	11	5	6	1	...	...	2	1	3	2	1	...	...
TOTAL, BIHAR ...	15	5	10	1	3	...	2	1	4	2	1	...	...
TOTAL FOR BRITISH TERRITORY	923	556	367	108	104	100	107	109	67	71	22	52	21
Feudatory States.													
Kuch Bihar	6	4	2	...	2	...	...	2	...	2	...	...	...
Orissa Tributary States ...	1	1	...	...	...	...	...	...	...	...	...	1	...
TOTAL FOR THE FEUDATORY STATES ...	7	5	2	...	2	...	...	2	...	2	...	2	...

This content downloaded from
14.194.219.90 on Fri, 09 Feb 2024 06:46:19 +00:00
All use subject to https://about.jstor.org/terms

AND AGE—PART H—MINOR RELIGIONS—(1) UNMARRIED.

PERIODS.

25—29.		30—34.		35—39.		40—44.		45—49.		50—54.		55—59.		60 AND OVER.	
Male.	Female.	Male.	Female.	Male.	Female.	Male.	Female.	Male.	Female.	Male.	Female.	Male.	Female.	Male.	Female.
15	16	17	18	19	20	21	22	23	24	25	26	27	28	29	30
...	...	...	...	...	...	...	...	...	...	...	...	...	...	...	...
...	...	1	...	...	...	...	...	...	...	...	...	...	...	...	...
...	...	...	...	...	...	...	...	1	...	...	...	...	...	...	...
...	...	1	...	...	...	...	...	1	...	...	...	...	...	...	...
1	...	2	...	1	...	...	...	...	...	...	...	...	...	...	...
31	13	29	16	26	12	7	2	4	1	1	...	...	...	...	1
...	...	...	...	...	...	...	...	...	...	...	...	...	...	...	...
32	13	31	16	27	12	7	2	4	1	1	...	...	...	...	1
8	...	1	...	...	...	...	...	...	...	...	...	...	...	1	...
8	...	1	...	...	...	...	...	...	...	...	...	...	...	1	...
1	...	...	...	...	...	...	1	...	...	...	...	...	...	...	...
1	...	...	...	...	...	...	1	...	...	...	...	...	...	...	...
...	...	...	...	...	...	...	...	...	...	...	...	...	...	...	...
41	13	33	16	27	12	7	3	5	1	1	...	...	...	1	1
...	...	...	...	...	...	...	...	...	...	...	...	...	...	...	...
...	...	...	...	...	...	...	...	...	...	...	...	...	...	...	...
...	...	1	...	...	...	...	...	...	...	...	...	...	...	...	...
...	...	...	...	...	...	...	...	...	...	...	...	...	...	...	...
...	...	...	...	...	...	...	...	...	...	...	...	...	...	...	...
...	...	1	...	...	...	...	...	...	...	...	...	...	...	...	...
...	...	1	...	...	...	...	...	...	...	...	...	...	...	...	...
41	13	34	16	27	12	7	3	5	1	1	...	...	...	1	1
...	...	...	...	...	...	...	...	...	...	...	...	...	...	...	...
...	...	...	...	...	...	...	...	...	...	...	...	...	...	...	...
...	...	...	...	...	...	...	...	...	...	...	...	...	...	...	...

This content downloaded from
14.194.219.90 on Fri, 09 Feb 2024 06:46:19 +00:00
All use subject to https://about.jstor.org/terms

TABLE VIII.—Civil condition by religion

AGE

District.	Total Married.			0—4.		5—9.		10—14.		15—19.		20—24.	
	Total.	Male.	Female.	Male.	Female.	Male.	Female.	Male.	Female.	Male.	Female.	Male.	Female.
1	2	3	4	5	6	7	8	9	10	11	12	13	14
Bardwan Division.													
Midnapur	23	11	12	...	...	...	...	...	2	...	...	...	1
Howrah	11	5	6	...	...	...	...	...	1	1	2	1	...
Total	34	16	18	...	...	...	...	...	3	1	2	1	1
Presidency Division.													
24-Parganas	23	21	2	...	...	...	...	...	...	1	1	1	1
Calcutta	879	546	333	...	1	2	1	5	7	51	71	68	46
Khulna	4	3	1	...	...	...	...	...	...	...	...	...	...
Total	906	570	336	...	1	2	1	5	7	52	72	69	47
Rajshahi Division.													
Rajshahi	1	1	...	...	...	...	...	...	...	...	...	...	...
Darjeeling	3	3	...	...	...	...	...	...	...	...	...	...	...
Total	4	4	...	...	...	...	...	...	...	...	...	...	...
Dacca Division.													
Dacca	1	1	...	...	...	...	...	...	...	...	...	1	...
Total	1	1	...	...	...	...	...	...	...	...	...	1	...
Chittagong Division	...	...	...	...	...	...	...	...	...	...	...	...	...
TOTAL, BENGAL PROPER	945	591	354	...	1	2	1	5	10	53	74	71	48
Patna Division.													
Patna	6	...	6	...	...	...	...	...	...	...	...	...	1
Muzaffarpur	4	4	...	...	...	...	...	...	...	1	...	1	...
Saran	1	1	...	...	...	...	...	...	...	...	...	...	...
Total	11	5	6	...	...	...	...	...	...	1	...	1	1
Bhagalpur Division.													
Bhagalpur	8	4	4	...	...	...	...	...	...	...	...	1	...
Malda	2	2	...	...	...	...	...	...	...	...	...	1	...
Total	10	6	4	...	...	...	...	...	...	...	...	2	...
TOTAL, BIHAR	21	11	10	...	...	...	...	...	...	1	...	3	1
TOTAL FOR BRITISH TERRITORY	966	602	364	...	1	2	1	5	10	54	74	74	49
Feudatory States.													
Kuch Bihar	14	13	1	...	...	...	...	...	...	...	...	2	1
TOTAL FOR THE FEUDATORY STATES	14	13	1	...	...	...	...	...	...	...	...	2	1

This content downloaded from
14.194.219.90 on Fri, 09 Feb 2024 06:46:19 +00:00
All use subject to https://about.jstor.org/terms

AND AGE—PART H—MINOR RELIGIONS—(2) MARRIED.

PERIODS.

25—29.		30—34.		35—39.		40—44.		45—49.		50—54.		55—59.		60 AND OVER.	
Male.	Female.	Male.	Female.	Male.	Female.	Male.	Female.	Male.	Female.	Male.	Female.	Male.	Female.	Male.	Female.
15	16	17	18	19	20	21	22	23	24	25	26	27	28	29	30
3	2	2	5	1	2	3	...	...	...	1	...	1	...	...	...
...	...	2	1	....	...	1	1	...	...	...	...	...	1	...	...
3	2	4	6	1	2	4	1	...	...	1	...	1	1	...	...
2	...	9	...	3	...	3	...	1	...	1	...	...	...	...	...
75	68	88	33	43	20	71	39	41	13	44	14	29	12	29	8
...	1	...	...	1	...	1	...	1	...	...	...	...	...	...	...
77	69	97	33	47	20	75	39	43	13	45	14	29	12	29	8
1	....	...	...	...	...	...	...	...	...	...	...	...	...	...	...
1	...	2	...	...	...	...	...	...	...	...	...	...	...	...	...
2	...	2	...	...	...	...	...	...	...	...	...	...	...	...	...
...	...	...	...	...	...	...	...	...	...	...	...	...	...	...	...
...	...	...	...	...	...	...	...	...	...	...	...	...	...	...	...
...	...	...	...	...	...	...	...	...	...	...	...	...	...	...	...
82	71	103	39	48	22	79	40	43	13	46	14	30	13	29	8
...	1	...	2	...	1	...	...	...	1	...	...	...	...	...	...
...	...	...	...	1	...	...	...	...	...	1	...	...	...	...	...
...	...	...	...	1	...	...	...	...	...	...	...	...	...	...	...
...	1	...	2	2	1	...	...	...	1	1	...	...	...	...	...
...	1	1	2	1	...	...	...	...	...	...	...	...	...	1	1
1	...	...	...	...	...	...	...	...	...	...	...	...	...	...	...
1	1	1	2	1	...	...	...	...	...	...	...	...	...	1	1
1	2	1	4	3	1	...	...	...	1	1	...	...	...	1	...
83	73	104	43	51	23	79	40	43	14	47	14	30	13	30	9
5	...	2	...	1	...	2	...	...	...	...	...	...	...	...	...
5	...	2	...	1	...	2	...	...	...	...	...	...	...	1	...

This content downloaded from
14.194.219.90 on Fri, 09 Feb 2024 06:46:19 +00:00
All use subject to https://about.jstor.org/terms

TABLE VIII.—CIVIL CONDITION BY RELIGION

DISTRICT.	TOTAL WIDOWED.			AGE									
				0—4.		5—9.		10—14.		15—19.		20—24.	
	Total.	Male.	Female.	Male.	Female.	Male.	Female.	Male.	Female.	Male.	Female.	Male.	Female.
1	2	3	4	5	6	7	8	9	10	11	12	13	14
Bardwan Division.													
Bardwan	1	1	...	...	...	...	...	...	...	...	...	...	...
Midnapur	10	1	9	...	...	...	...	...	...	...	1	...	1
Howrah	4	1	3	...	...	...	...	...	...	...	...	...	...
Total ...	15	3	12	...	...	...	...	...	...	...	1	...	1
Presidency Division.													
Calcutta	142	35	107	...	...	...	1	1	...	4	4	3	2
Nadia	1	1	...	...	...	...	...	...	...	...	...	...	...
Total ...	143	36	107	...	...	...	1	1	...	4	4	3	2
Rajshahi Division.													
Bogra	1	...	1	...	...	...	...	...	...	...	1	...	...
Total ...	1	...	1	...	...	...	...	...	...	...	1	...	...
Chittagong Division ...	...	...	...	...	...	...	...	...	...	...	...	...	...
TOTAL, BENGAL PROPER	159	39	120	...	...	...	1	1	...	4	6	3	3
Patna Division.													
Patna	2	...	2	...	...	...	...	...	...	...	...	...	...
Total ...	2	...	2	...	...	...	...	...	...	...	...	...	...
Bhagalpur Division.													
Bhagalpur	2	...	2	...	...	...	...	...	...	...	...	...	...
Purnea	2	1	1	...	...	...	...	...	...	...	...	...	...
Malda	1	...	1	...	...	...	...	...	...	...	...	...	...
Total ...	5	1	4	...	...	...	...	...	...	...	...	...	...
TOTAL, BIHAR	7	1	6	...	...	...	...	...	...	...	...	...	...
TOTAL FOR BRITISH TERRITORY	166	40	26	...	...	...	1	1	...	4	6	3	3

This content downloaded from
14.194.219.90 on Fri, 09 Feb 2024 06:46:19 +00:00
All use subject to https://about.jstor.org/terms

AND AGE—PART H—MINOR RELIGIONS—(3) WIDOWED.

PERIODS.

25—29.		30—34.		35—39.		40—44.		45—49.		50—54.		55—59.		60 AND OVER.	
Male.	Female.	Male.	Female.	Male.	Female.	Male.	Female.	Male.	Female.	Male.	Female.	Male.	Female.	Male.	Female.
15	16	17	18	19	20	21	22	23	24	25	26	27	28	29	30
...	...	...	...	...	...	...	...	...	...	...	...	1	...	...	...
...	...	...	...	...	1	...	1	...	1	...	2	...	...	1	2
...	...	...	...	...	...	...	...	...	...	...	1	...	...	1	2
...	...	...	...	...	1	...	1	...	1	...	3	1	...	2	4
3	5	2	9	1	1	5	39	3	19	...	14	8	9	5	4
1	...	...	...	...	...	...	...	...	...	...	...	...	...	...	...
4	5	2	9	1	1	5	39	3	19	...	14	8	9	5	4
...	...	...	...	...	...	...	...	...	...	...	...	...	...	...	...
...	...	...	...	...	...	...	...	...	...	...	...	...	...	...	...
...	...	...	...	...	...	...	...	...	...	...	...	...	...	...	...
4	5	2	9	1	2	5	40	3	20	...	17	9	9	7	8
...	...	...	...	...	...	...	...	...	1	...	1	...	...	...	...
...	...	...	...	...	...	...	...	...	1	...	1	...	...	...	...
...	...	...	...	...	...	...	...	...	...	...	...	...	...	...	2
...	...	1	...	...	...	...	...	...	...	...	1	...	...	...	...
...	...	...	...	...	1	...	...	...	...	...	...	...	...	...	...
...	...	1	...	...	1	...	...	...	...	...	1	...	...	...	2
...	...	1	...	...	1	...	...	...	1	...	2	...	...	...	2
4	5	3	9	1	3	5	40	3	21	...	19	9	9	7	10

This content downloaded from
14.194.219.90 on Fri, 09 Feb 2024 06:46:19 +00:00
All use subject to https://about.jstor.org/terms

TABLE VIII.—Civil condition by religion

District.	Total Unmarried.			Age 0—4.		5—9.		10—14.		15—19.		20—24.	
	Total.	Male.	Female.	Male.	Female.	Male.	Female.	Male.	Female.	Male.	Female.	Male.	Female.
1	2	3	4	5	6	7	8	9	10	11	12	13	14
Bardwan Division.													
Bardwan	5	2	3	...	2	1	...	1	1	...	...	...	...
Bankura	46	24	22	5	8	11	12	4	1	2	1	1	...
Howrah	18	4	14	...	4	1	4	1	1	...	...	...	1
Total ...	69	30	39	5	14	13	16	6	3	2	1	1	1
Rajshahi Division.													
Dinajpur	568	314	254	99	106	92	81	38	35	12	18	18	5
Rajshahi	2	2	...	...	...	...	...	1	...	...	...	...	...
Rangpur	66	39	27	15	14	14	7	2	5	2	...	2	...
Total ...	636	355	281	114	120	106	88	41	40	14	18	20	5
Dacca Division.													
Dacca	22	13	9	6	5	3	4	1	...	1	...	1	...
Maimansingh	2	2	...	...	...	1	...	...	...	...	...	...	...
Total ...	24	15	9	6	5	4	4	1	...	1	...	1	...
TOTAL, BENGAL PROPER	729	400	329	125	139	123	108	48	43	17	19	22	6
Patna Division.													
Darbhanga	161	96	65	38	27	20	20	18	6	7	...	3	1
Muzaffarpur	91	44	47	26	26	11	6	3	1	1	...	2	3
Total ...	252	140	112	64	53	31	26	21	7	8	5	5	4
Bhagalpur Division.													
Purnea	6	...	6	...	1	...	...	...	...	...	...	...	...
Total ...	6	...	6	...	1	...	...	...	...	...	...	...	...
TOTAL, BIHAR ...	258	140	118	64	54	31	26	21	7	8	5	5	4
Orissa Division.													
Cuttack	6	4	2	1	2	...	...	2	...	...	...	...	...
Puri	614	320	294	116	116	102	118	54	53	32	7	9	...
TOTAL, ORISSA ...	620	324	296	117	118	102	118	56	53	32	7	9	...
TOTAL FOR BRITISH TERRITORY	1,607	864	743	306	311	256	252	125	103	57	31	36	10
Feudatory States.													
Orissa Tributary States ...	1,065	549	516	127	158	172	185	127	105	67	41	29	13
TOTAL FOR THE FEUDATORY STATES	1,065	549	516	127	158	172	185	127	105	67	41	29	13

This content downloaded from 14.194.219.90 on Fri, 09 Feb 2024 06:46:19 +00:00
All use subject to https://about.jstor.org/terms

AND AGE—PART I—RELIGION UNSPECIFIED—(1) UNMARRIED.

PERIODS.

25—29.		30—34.		35—39.		40—44.		45—49.		50—54.		55—59.		60 AND OVER.	
Male.	Female.	Male.	Female.	Male.	Female.	Male.	Female.	Male.	Female.	Male.	Female.	Male.	Female.	Male.	Female.
15	16	17	18	19	20	21	22	23	24	25	26	27	28	29	30
...	...	...	...	...	...	...	...	...	...	...	...	...	...	...	...
1	...	...	...	...	...	...	...	...	...	...	...	...	...	...	...
...	1	1	1	...	1	1	...	...	...	...	...	...	...	...	1
1	1	1	1	...	1	1	...	...	...	...	...	...	...	...	1
21	2	19	3	6	...	3	...	2	...	4	...	...	...	...	4
...	...	...	...	...	...	...	...	1	...	...	...	...	...	...	...
2	1	2	...	...	...	...	...	...	...	...	...	...	...	...	...
23	3	21	3	6	...	3	...	3	...	4	...	...	...	...	4
1	...	...	...	...	...	...	...	...	...	...	...	...	...	...	...
...	...	...	...	...	...	...	...	1	...	...	...	...	...	...	...
1	...	...	...	...	...	...	...	1	...	...	...	...	...	...	...
25	4	22	4	6	1	4	...	4	...	4	...	...	...	...	5
2	1	2	1	3	1	2	3	...	...	1	...	...	...	...	...
1	...	...	11	...	...	...	...	...	...	...	...	...	...	...	...
3	1	2	19	3	1	2	3	...	...	1	...	...	...	...	...
...	...	...	5	...	...	...	...	...	...	...	...	...	...	...	...
...	...	...	5	...	...	...	...	...	...	...	...	...	...	...	...
3	1	2	17	3	1	2	3	...	...	1	...	...	...	...	...
...	...	...	...	...	...	1	...	...	...	...	...	...	...	...	...
3	...	2	...	2	...	...	...	...	...	...	...	...	...	...	...
3	...	2	...	2	...	1	...	...	...	...	...	...	...	...	...
31	6	26	21	11	2	7	3	4	...	5	...	...	...	...	5
8	4	7	3	5	2	4	3	1	...	1	1	1	...	...	1
8	4	7	3	5	2	4	3	1	...	1	1	1	...	...	1

This content downloaded from
14.194.219.90 on Fri, 09 Feb 2024 06:46:19 +00:00
All use subject to https://about.jstor.org/terms

TABLE VIII.—Civil condition by religion

District.	Total Married.			Age 0—4.		5—9.		10—14.		15—19.		20—24.	
	Total.	Male.	Female.	Male.	Female.	Male.	Female.	Male.	Female.	Male.	Female.	Male.	Female.
1	2	3	4	5	6	7	8	9	10	11	12	13	14
Bardwan Division.													
Bardwan	14	10	4	...	...	...	...	...	...	1	...	2	...
Bankura	36	16	20	...	...	...	...	...	2	...	2	...	1
Howrah	6	6	...	...	...	...	...	...	...	...	...	...	...
Total ...	56	32	24	...	...	...	...	...	2	1	2	2	1
Rajshahi Division.													
Dinajpur	668	372	296	2	8	20	35	17	25	15	23	22	43
Rajshahi	5	5	...	...	...	...	...	...	...	1	...	...	...
Rangpur	133	67	66	1	1	2	2	10	11	5	11	7	13
Total ...	806	444	362	3	9	22	37	27	36	21	34	29	56
Dacca Division.													
Dacca	32	18	14	...	...	1	1	...	...	2	1	2	3
Maimansingh	5	1	4	...	...	...	...	...	...	...	...	...	3
Total ...	37	19	18	...	...	1	1	...	...	2	1	2	6
TOTAL, BENGAL PROPER	899	495	404	3	9	23	38	27	38	24	37	33	63
Patna Division.													
Darbhanga	318	146	172	1	1	8	13	10	13	5	14	8	17
Muzaffarpur	151	76	75	1	...	2	7	7	4	4	11	10	13
Total ...	469	222	247	2	1	10	20	17	17	9	25	18	30
Bhagalpur Division.													
Purnea	...	...	...	...	...	...	...	...	...	...	...	...	...
Total ...	...	...	...	...	...	...	...	...	...	...	...	...	...
TOTAL, BIHAR ...	469	222	247	2	1	10	20	17	17	9	25	18	30
Orissa Division.													
Cuttack	6	3	3	...	...	...	...	...	...	...	...	...	...
Puri	270	136	134	...	...	...	1	1	4	1	14	5	18
TOTAL, ORISSA ...	276	139	137	...	...	...	1	1	4	1	14	5	18
TOTAL FOR BRITISH TERRITORY ...	1,644	856	788	5	10	33	59	45	59	34	76	56	111
Feudatory States.													
Orissa Tributary States ...	701	348	353	2	1	2	5	3	8	5	26	22	64
TOTAL FOR THE FEUDATORY STATES ...	701	348	353	2	1	2	5	3	8	5	26	22	64

This content downloaded from
14.194.219.90 on Fri, 09 Feb 2024 06:46:19 +00:00
All use subject to https://about.jstor.org/terms

AND AGE—PART I—RELIGION UNSPECIFIED—(2) MARRIED.

PERIODS.

25–29.		30–34.		35–39.		40–44.		45–49.		50–54.		55–59.		60 AND OVER.	
Male.	Female.	Male.	Female.	Male.	Female.	Male.	Female.	Male.	Female.	Male.	Female.	Male.	Female.	Male.	Female.
15	16	17	18	19	20	21	22	23	24	25	26	27	28	29	30
1	...	2	3	3	...	1	1	...	...	...	...	...	...	...	...
2	6	1	2	4	2	3	2	1	1	3	1	2	1	...	...
1	...	1	...	1	...	2	...	...	...	1	...	...	...	...	...
4	6	4	5	8	2	6	3	1	1	4	1	2	1	...	...
68	56	54	40	54	22	48	27	19	7	30	6	5	4	18	...
2	...	...	...	2	...	...	...	...	...	...	...	...	...	...	...
13	8	15	10		3	3	6	2	1	11	...	...	...	1	...
83	64	69	50	63	25	51	33	21	8	31	6	5	4	19	...
2	2	3	2	1	2	3	2	...	1	1	...	2	...	1	...
...	1	...	...	...	...	...	...	1	...	...	...	...	...	...	...
2	3	3	2	1	2	3	2	1	1	1	...	2	...	1	...
89	73	76	57	72	29	60	38	23	10	36	7	9	5	20	...
17	28	18	37	15	18	20	11	7	3	9	9	5	3	14	5
10	6	5	4	11	5	4	4	6	6	9	6	4	6	3	3
27	34	23	41	26	23	33	15	13	9	18	15	9	9	17	8
...	...	...	...	...	...	...	...	...	...	...	...	...	...	...	...
...	...	...	...	...	...	...	...	...	...	...	...	...	...	...	...
27	34	23	41	26	23	33	15	13	9	18	15	9	6	17	8
...	1	...	2	3	...	...	...	...	...	...	...	...	...	...	...
33	24	28	24	12	16	30	13	6	5	14	12	1	...	15	3
23	25	28	26	15	18	30	13	6	5	14	12	1	...	15	3
139	132	127	124	113	68	123	66	42	24	66	34	19	14	52	11
60	58	64	74	55	57	63	18	15	22	39	11	5	3	13	6
60	58	64	74	55	57	63	18	15	22	39	11	5	3	13	6

This content downloaded from
14.194.219.90 on Fri, 09 Feb 2024 06:46:19 +00:00
All use subject to https://about.jstor.org/terms

TABLE VIII.—Civil condition by religion

District.	Total Widowed.			Age 0—4.		5—9.		10—14.		15—19.		20—24.	
	Total.	Male.	Female.	Male.	Female.	Male.	Female.	Male.	Female.	Male.	Female.	Male.	Female.
1	2	3	4	5	6	7	8	9	10	11	12	13	14
Bardwan Division.													
Bardwan	...	...	...	...	...	...	...	...	...	...	...	...	...
Bankura	6	3	3	...	...	...	...	...	...	...	1	...	...
Howrah	...	...	...	...	...	...	...	...	...	...	...	...	...
Total ...	6	3	3	...	...	...	...	...	...	...	1	...	...
Rajshahi Division.													
Dinajpur	210	97	113	1	22	1	19	...	...	...	1	1	4
Rajshahi	2	2	...	...	...	...	...	...	...	...	...	...	...
Rangpur	20	14	6	...	...	...	...	...	...	...	...	...	...
Total ...	232	113	119	1	22	1	19	...	...	...	1	1	4
Dacca Division.													
Dacca	11	2	9	...	...	...	...	...	...	...	1	...	...
Maimansingh	1	...	1	...	...	...	...	...	...	...	...	...	...
Total ...	12	2	10	...	...	...	...	...	...	...	1	...	...
TOTAL, BENGAL PROPER	250	118	132	1	22	1	19	...	...	...	3	1	4
Patna Division.													
Darbhanga	121	33	88	1	1	...	1	3	...	1	...	4	1
Muzaffarpur	49	23	26	1	...	...	...	...	...	...	1	1	3
Total ...	170	56	114	2	1	...	1	3	...	1	1	5	3
Bhagalpur Division.													
Purnea	5	5	...	...	...	...	...	...	...	...	...	...	...
Total ...	5	5	...	...	...	...	...	...	...	...	...	...	...
TOTAL, BIRHAR ...	175	61	114	2	1	...	1	3	...	1	1	5	3
Orissa Division.													
Cuttack	...	...	...	...	...	...	...	...	...	...	...	...	...
Puri	61	9	52	...	...	...	...	...	...	...	1	...	1
TOTAL, ORISSA ...	61	9	52	...	...	...	...	...	...	...	1	...	1
TOTAL FOR BRITISH TERRITORY	486	188	298	3	23	1	20	3	...	1	5	6	8
Feudatory States.													
Orissa Tributary States ...	89	16	73	...	1	...	...	...	...	...	2	...	1
TOTAL FOR THE FEUDATORY STATES ...	89	16	73	...	1	...	...	...	...	...	2	...	1

This content downloaded from
14.194.219.90 on Fri, 09 Feb 2024 06:46:19 +00:00
All use subject to https://about.jstor.org/terms

AND AGE—PART I—RELIGION UNSPECIFIED—(3) WIDOWED.

PERIODS.

25—29.		30—34.		35—39.		40—44.		45—49.		50—54.		55—59.		60 AND OVER.	
Male.	Female.	Male.	Female.	Male.	Female.	Male.	Female.	Male.	Female.	Male.	Female.	Male.	Female.	Male.	Female.
15	16	17	18	19	20	21	22	23	24	25	26	27	28	29	30
...	...	...	...	...	...	...	...	...	...	...	...	...	...	...	...
...	1	1	...	...	...	...	...	...	...	...	1	1	...	1	...
...	...	...	...	...	...	...	...	...	...	...	...	...	...	...	...
...	1	1	...	...	...	...	...	...	...	...	1	1	...	1	...
2	19	2	10	24	5	24	9	6	5	16	5	3	3	17	11
...	...	1	...	...	...	...	...	1	...	...	...	...	...	...	...
...	...	...	...	...	1	...	1	6	1	3	3	2	...	3	...
2	19	3	10	24	6	24	10	13	6	19	8	5	3	20	11
...	...	...	3	...	1	...	1	1	1	...	1	...	...	1	1
...	...	...	1	...	...	...	...	...	...	...	...	...	...	...	...
...	...	...	4	...	1	...	1	1	1	...	1	...	...	1	1
2	20	4	14	24	7	24	11	14	7	19	10	6	3	22	12
1	2	10	9	2	7	3	18	...	7	4	19	...	4	4	19
3	3	3	3	4	4	2	3	1	4	3	1	3	3	2	2
4	5	13	12	6	11	5	21	1	11	7	20	3	7	6	21
...	...	...	...	...	...	5	...	...	...	...	...	...	...	...	...
...	...	...	...	...	...	5	...	...	...	...	...	...	...	...	...
4	5	13	12	6	11	10	21	1	11	7	20	3	7	6	21
...	...	...	...	...	...	...	...	...	...	...	...	...	...	...	...
...	3	...	3	1	2	...	16	1	3	3	11	...	1	4	11
...	3	...	3	1	2	...	16	1	3	3	11	...	1	4	11
6	28	17	29	31	20	34	48	16	21	29	41	9	11	32	44
2	5	1	3	4	9	2	5	1	11	3	10	...	2	3	24
2	5	1	3	4	9	2	5	1	11	3	10	...	2	3	24

This content downloaded from
14.194.219.90 on Fri, 09 Feb 2024 06:46:19 +00:00
All use subject to https://about.jstor.org/terms



This content downloaded from
14.194.219.90 on Fri, 09 Feb 2024 06:46:19 +00:00
All use subject to https://about.jstor.org/terms

TABLE IX.

Education by religion and age.

	Page.
PART A—All Religions	260
„ B—Hindus*	268
„ C—Musalmans	276
„ D—Buddhists	284
„ E—Jains	288
„ F—Christians	292
„ G—The Animistic	300
„ H—Minor Religions†	308
„ I—Religion unspecified	310

* Brahmos are included in Hindus.

†Minor religions include Sikhs, Jews, Parsis, Atheists, Positivists, Agnostics and Theists.

This content downloaded from
14.194.219.90 on Fri, 09 Feb 2024 06:46:19 +00:00
All use subject to https://about.jstor.org/terms

TABLE IX.—Education by religion

District.	Total Population.			Total by Education — All ages.			
	Total.	Male.	Female.	Learning.		Literate.	
				Male.	Female.	Male.	Female.
1	2	3	4	5	6	7	8
Bardwan Division.							
Bardwan	1,391,880	682,872	709,008	38,149	875	79,742	2,715
Bankura	1,069,668	525,941	543,727	29,600	816	67,904	1,100
Birbhum	797,833	389,639	408,194	20,009	330	49,283	868
Midnapur	2,631,516	1,308,100	1,323,416	71,306	1,576	162,413	4,211
Hugli	1,076,710	529,139	547,571	41,178	1,004	87,566	3,086
Howrah	721,211	364,890	356,321	25,588	638	65,395	2,328
Total	7,688,818	3,800,581	3,888,237	225,920	5,239	532,303	15,208
Presidency Division.							
24-Parganas	1,892,033	989,278	902,755	52,843	4,301	155,500	12,498
Calcutta	681,560	446,746	234,814	20,866	4,361	123,999	16,777
Nadia	1,644,108	802,147	841,961	19,699	1,156	56,842	3,657
Jessor	1,888,827	941,334	947,493	20,510	1,863	79,213	5,522
Murshidabad	1,250,946	605,665	645,281	17,088	556	45,682	1,839
Khulna	1,177,652	617,931	559,671	17,024	554	53,814	1,741
Total	8,535,126	4,403,151	4,131,975	148,030	12,821	515,050	42,034
Rajshahi Division.							
Dinajpur	1,555,835	812,047	743,788	15,456	274	66,466	646
Rajshahi	1,313,336	654,338	658,998	11,620	550	39,625	1,573
Rangpur	2,065,464	1,061,812	1,003,652	15,046	248	57,455	789
Bogra	817,494	418,916	398,578	10,096	187	31,798	452
Pabna	1,362,392	677,911	684,481	16,282	290	46,780	1,347
Darjeeling	223,314	123,046	100,268	2,386	169	14,035	528
Jalpaiguri	681,352	364,650	316,693	6,537	213	26,017	582
Total	8,019,187	4,112,729	3,906,458	78,023	1,931	282,176	5,917
Dacca Division.							
Dacca	2,420,656	1,200,583	1,220,073	41,273	1,768	105,281	6,961
Faridpur	1,797,320	893,091	904,229	24,338	883	73,005	3,305
Bakharganj	2,153,985	1,104,443	1,049,522	37,291	1,455	123,766	4,148
Maimansingh	3,472,186	1,788,616	1,683,570	31,585	1,190	108,240	2,894
Total	9,844,127	4,986,733	4,857,394	134,487	5,296	416,292	17,308
Chittagong Division.							
Chittagong	1,290,167	615,868	674,299	23,259	807	60,594	1,528
Noakhali	1,009,693	508,727	500,966	21,949	657	48,161	772
Tippera	1,782,935	911,799	871,136	33,118	1,148	91,371	2,012
Total	4,082,795	2,036,394	2,046,401	80,326	2,612	200,126	4,312
TOTAL, BENGAL PROPER	38,170,053	19,339,588	18,830,465	666,786	27,899	1,945,947	84,779

This content downloaded from
14.194.219.90 on Fri, 09 Feb 2024 06:46:19 +00:00
All use subject to https://about.jstor.org/terms

AND AGE—PART A—ALL RELIGIONS.

Illiterate.		AGE PERIODS.							
		0—14.							
		Total.		Learning.		Literate.		Illiterate.	
Male.	Female.	Male.	Female.	Male.	Female.	Male.	Female.	Male.	Female.
9	10	11	12	13	14	15	16	17	18
564,981	705,418	246,803	231,355	31,172	708	3,701	376	211,840	230,271
428,437	541,811	219,228	203,924	25,795	744	3,367	213	190,066	202,967
320,257	406,996	145,881	139,186	16,870	305	1,749	129	127,262	138,752
1,054,381	1,317,629	519,853	475,483	63,703	1,415	11,942	708	444,209	473,360
400,395	542,581	191,736	180,037	35,756	941	5,119	724	150,861	178,372
273,907	353,355	142,658	132,331	22,936	599	4,356	468	115,366	131,264
3,042,358	3,867,790	1,466,159	1,362,316	196,232	4,712	30,324	2,618	1,239,603	1,354,986
780,935	885,956	382,355	347,126	45,578	3,769	14,743	2,675	322,034	340,682
301,881	213,676	82,866	64,319	17,596	2,581	21,132	3,232	44,138	58,506
725,666	837,148	342,675	309,667	15,110	1,969	2,874	508	324,691	308,090
841,611	940,108	389,049	349,407	16,611	1,561	4,406	622	368,032	347,224
542,895	642,856	252,747	235,939	13,023	516	1,434	267	238,290	235,156
547,143	557,376	249,184	229,258	14,442	520	4,042	351	230,700	228,387
3,740,071	4,077,120	1,698,876	1,535,716	122,360	10,909	48,631	7,655	1,627,885	1,518,052
730,125	742,868	326,761	301,205	11,392	230	8,429	148	306,940	303,827
603,093	656,875	278,351	254,056	8,601	457	1,361	298	268,389	253,301
989,311	1,002,615	415,848	391,746	11,944	218	2,880	123	401,024	391,405
376,422	397,939	178,609	169,736	8,691	166	1,168	57	168,750	169,513
614,849	682,844	294,519	277,737	12,414	238	2,713	186	279,192	277,313
106,625	99,571	42,303	39,732	1,305	121	991	104	40,007	39,507
332,105	315,898	140,196	130,116	5,406	191	1,646	136	133,144	129,789
3,752,530	3,898,610	1,676,387	1,567,328	59,753	1,621	19,188	1,052	1,597,446	1,564,655
1,054,029	1,211,344	537,453	518,466	32,056	1,575	6,612	1,034	498,785	515,857
795,748	900,041	390,560	367,999	19,668	730	5,491	453	365,401	366,816
987,386	1,043,919	456,706	442,759	31,419	1,376	8,233	793	417,054	440,590
1,348,791	1,679,486	768,095	732,526	24,276	997	6,462	624	737,357	730,905
4,435,954	4,834,790	2,152,814	2,061,750	107,419	4,678	26,798	2,904	2,018,597	2,054,168
530,015	671,964	301,044	280,262	19,980	743	3,194	256	277,870	279,263
433,617	499,537	236,704	226,902	16,030	609	1,852	156	217,916	226,137
787,310	867,976	395,121	385,061	26,681	1,088	5,356	370	363,084	383,603
1,755,942	2,039,477	932,869	892,225	63,59	2,440	10,402	782	858,870	889,003
16,726,865	18,717,787	7,927,105	7,419,335	549,361	23,460	135,343	15,011	7 242,401	7,380,864

R 3

This content downloaded from
14.194.219.90 on Fri, 09 Feb 2024 06:46:19 +00:00
All use subject to https://about.jstor.org/terms

TABLE IX.—EDUCATION BY RELIGION

DISTRICT.	15–24.							
	Total.		Learning.		Literate.		Illiterate.	
	Male.	Female.	Male.	Female.	Male.	Female.	Male.	Female.
	19	20	21	22	23	24	25	26
Bardwan Division.								
Bardwan	109,638	120,533	6,335	71	17,800	920	85,503	119,542
Bankura	80,651	93,624	3,601	46	16,169	418	60,881	93,160
Birbhum	60,269	68,522	3,007	9	11,303	303	45,959	68,210
Midnapur	226,009	250,460	7,035	80	47,087	1,358	171,977	249,022
Hugli	79,868	93,284	5,131	33	18,113	1,327	56,624	91,924
Howrah	59,523	64,216	2,519	20	16,015	816	40,389	63,380
Total ...	622,048	690,639	27,628	259	127,087	5,142	467,333	685,238
Presidency Division.								
24-Parganas	150,468	162,735	5,437	265	35,479	3,473	109,552	158,997
Calcutta	91,326	41,728	2,206	1,350	41,059	6,582	48,062	33,796
Nadia	122,222	140,480	4,086	46	12,405	1,393	105,641	139,041
Jessor	142,996	170,374	3,532	272	16,927	1,650	122,537	168,452
Murshidabad	95,887	109,540	3,785	42	9,961	623	82,141	108,875
Khulna	94,386	106,233	2,282	22	12,997	689	79,107	105,522
Total ...	697,285	731,090	21,328	1,997	128,917	14,410	547,040	714,683
Rajshahi Division.								
Dinajpur	115,015	129,671	3,733	21	12,827	182	99,655	129,468
Rajshahi	92,498	124,883	2,613	53	7,086	507	82,199	124,323
Rangpur	155,068	177,125	2,598	12	11,398	273	141,072	176,840
Bogra	57,046	76,428	1,712	7	7,260	161	48,074	76,260
Pabna	92,034	114,317	3,204	30	10,375	505	78,455	113,782
Darjeeling	24,014	20,198	614	37	3,918	158	19,482	20,003
Jalpaiguri	54,950	54,731	875	3	3,631	220	50,444	54,508
Total ...	591,225	697,353	14,749	163	57,095	2,006	519,381	695,184
Dacca Division.								
Dacca	173,933	214,264	8,615	117	24,411	2,851	140,907	211,296
Faridpur	132,709	160,228	4,363	113	16,530	1,380	111,876	158,735
Bakharganj	171,381	196,730	5,702	44	32,411	1,709	133,268	194,977
Maimansingh	265,095	303,521	6,370	128	28,392	1,160	230,273	302,933
Total ...	743,118	874,743	25,050	402	101,744	7,100	616,324	867,941
Chittagong Division.								
Chittagong	95,951	126,334	4,969	30	14,185	523	76,797	125,781
Noakhali	77,246	95,641	4,844	27	11,290	266	61,112	95,348
Tippera	142,685	163,377	6,094	35	21,662	756	114,929	161,586
Total ...	315,882	384,352	15,907	92	47,137	1,545	252,838	382,715
TOTAL, BENGAL PROPER	2,969,558	3,378,177	104,662	2,913	461,980	30,203	2,402,916	3,345,061

This content downloaded from
14.194.219.90 on Fri, 09 Feb 2024 06:46:19 +00:00
All use subject to https://about.jstor.org/terms

AND AGE—PART A—ALL RELIGIONS—*continued.*

AGE PERIODS.

25 AND OVER.							
Total.		Learning.		Literate.		Illiterate.	
Male.	Female.	Male.	Female.	Male.	Female.	Male.	Female.
27	28	29	30	31	32	33	34
326,431	357,120	642	96	58,151	1,419	267,638	355,605
220,062	246,179	204	26	48,368	469	171,490	245,684
183,489	200,486	222	16	36,231	436	147,036	200,034
562,148	597,473	568	81	123,384	2,145	438,196	595,247
257,535	274,250	291	30	64,334	1,935	192,910	272,285
162,709	159,774	133	19	44,424	1,044	118,152	158,711
1,712,374	1,835,282	2,060	268	374,892	7,448	1,335,422	1,827,566
456,455	392,894	1,828	274	105,278	6,350	349,349	386,270
272,554	128,767	1,064	430	61,809	6,963	209,681	121,374
337,250	391,814	503	41	41,473	1,736	295,274	390,017
409,289	427,712	367	30	57,680	3,250	351,042	424,432
257,031	299,803	280	28	34,287	949	222,464	298,825
274,411	224,180	300	12	36,775	701	237,336	223,467
2,006,990	1,865,169	4,343	815	337,502	19,969	1,665,146	1,844,385
369,671	309,912	931	93	45,210	316	323,530	309,573
283,489	280,059	406	40	30,578	768	252,505	279,251
490,896	434,781	504	18	43,177	393	447,215	434,370
183,261	152,414	293	14	23,370	234	159,598	152,166
291,558	292,427	664	22	33,692	656	257,202	291,749
56,729	40,338	467	11	9,126	266	47,136	40,061
169,513	131,846	256	19	20,740	226	148,517	131,601
1,845,117	1,641,777	3,521	147	205,893	2,859	1,635,703	1,638,771
489,197	487,343	602	76	74,258	3,076	414,337	484,191
369,762	376,002	307	40	50,984	1,472	318,471	374,490
476,356	410,033	170	35	89,122	1,646	387,064	408,352
755,486	647,523	939	65	73,389	1,110	681,161	646,348
2,090,801	1,920,901	2,018	216	287,750	7,304	1,801,033	1,913,381
218,873	267,703	310	34	43,215	749	175,348	266,920
194,777	178,423	169	21	35,019	350	159,589	178,052
373,993	393,698	343	25	64,353	886	309,297	392,787
787,643	769,824	822	80	42,587	1,985	644,234	767,759
8,442,925	8,032,953	12,763	1,528	1,348,824	39,565	7,081,538	7,991,862

This content downloaded from 14.194.219.90 on Fri, 09 Feb 2024 06:46:19 +00:00
All use subject to https://about.jstor.org/terms

TABLE IX.—Education by religion

District.	Total Population.			Total by Education.			
				All Ages.			
	Total.	Male.	Female.	Learning.		Literate.	
				Male.	Female.	Male.	Female.
1	2	3	4	5	6	7	8
Patna Division.							
Patna	1,789,004	865,732	*903,272*	16,897	*670*	85,902	*3,498*
Gaya	2,138,331	1,045,011	*1,093,320*	8,960	*189*	70,434	*1,417*
Shahabad	2,063,337	990,799	*1,072,538*	9,402	*187*	64,072	*1,728*
Darbhanga	2,801,955	1,370,985	*1,430,970*	9,844	*226*	78,884	*1,073*
Muzaffarpur	2,711,445	1,305,374	*1,406,071*	21,261	*416*	98,282	*2,056*
Saran	2,467,477	1,133,926	*1,333,551*	10,886	*205*	66,510	*2,004*
Champaran	1,859,465	936,135	*923,330*	4,652	*54*	34,900	*609*
Total	15,811,014	7,647,962	*8,163,052*	81,902	*1,950*	499,434	*12,385*
Bhagalpur Division.							
Bhagalpur	2,032,696	1,004,865	*1,027,831*	7,757	*208*	53,028	*920*
Monghyr	2,036,021	987,072	*1,048,949*	9,911	*419*	63,413	*1,851*
Purnea	1,944,658	993,496	*951,162*	9,905	*128*	56,005	*434*
Malda	814,919	399,917	*415,002*	8,525	*234*	23,002	*342*
Santal Parganas	1,754,196	870,567	*883,629*	8,263	*196*	24,455	*458*
Total	8,582,490	4,255,917	*4,326,573*	44,361	*1,175*	219,903	*4,005*
TOTAL, BIHAR	24,393,504	11,903,879	12,489,625	126,263	3,125	719,337	16,390
Orissa Division.							
Cuttack	1,937,671	940,557	*997,114*	32,727	*827*	102,870	*2,357*
Puri	944,998	474,530	*470,468*	12,382	*455*	43,423	*869*
Balasor	994,625	481,638	*512,987*	16,272	*708*	46,200	*1,928*
Angul	170,058	85,768	*84,290*	871	*18*	2,177	*37*
TOTAL, ORISSA	4,047,352	1,982,493	2,064,859	62,252	2,008	194,670	4,484
Chutia Nagpur Division.							
Hazaribagh	1,164,321	566,964	*597,357*	7,668	*514*	24,171	*771*
Lohardaga	1,725,655	846,193	*879,462*	5,211	*512*	25,499	*2,129*
Manbhum	1,193,328	593,199	*600,129*	11,294	*342*	29,686	*641*
Singhbhum	545,488	271,417	*274,071*	4,516	*445*	9,484	*490*
TOTAL, CHUTIA NAGPUR	4,628,792	2,277,773	2,351,019	28,689	1,813	88,840	4,031
TOTAL FOR BRITISH TERRITORY	71,239,701	35,503,733	35,735,968	883,990	34,845	2,948,794	109,684
Feudatory States.							
Kuch Bihar	578,868	302,457	*276,411*	6,958	*236*	24,986	*545*
Orissa Tributary States	1,696,710	849,450	*847,260*	8,442	*248*	40,541	*1,194*
Chutia Nagpur Tributary States	883,359	449,683	*433,676*	392	*19*	7,115	*287*
TOTAL FOR THE FEUDATORY STATES	3,158,937	1,601,590	1,557,347	15,792	503	72,642	2,026
British subjects in French Chandranagar	4,913	2,922	*1,991*	105	*21*	491	*144*

This content downloaded from
14.194.219.90 on Fri, 09 Feb 2024 06:46:19 +00:00
All use subject to https://about.jstor.org/terms

AND AGE—PART A—ALL RELIGIONS—*continued.*

AGE PERIODS.									
0–14.									
Illiterate.		Total.		Learning.		Literate.		Illiterate.	
Male.	Female.	Male.	Female.	Male.	Female.	Male.	Female.	Male.	Female.
9	10	11	12	13	14	15	16	17	18
762,873	*899,104*	326,373	*320,343*	13,647	*549*	6,730	*558*	305,996	*319,236*
965,617	*1,091,714*	425,109	*416,337*	7,170	*157*	6,463	*190*	411,476	*415,990*
917,325	*1,070,623*	422,547	*398,994*	7,170	*178*	3,876	*183*	411,501	*398,633*
1,282,257	*1,429,671*	559,093	*538,735*	7,699	*215*	5,783	*169*	546,301	*538,351*
1,185,831	*1,403,599*	546,467	*527,910*	15,205	*323*	17,519	*481*	513,743	*527,106*
1,056,230	*1,331,339*	492,230	*494,119*	8,375	*175*	4,176	*231*	479,679	*493,713*
896,493	*932,667*	368,270	*357,092*	3,408	*46*	2,057	*98*	362,805	*356,948*
7,066,626	*8,148,717*	3,140,689	*3,053,530*	62,584	*1,643*	46,604	*1,910*	3,031,501	*3,049,977*
944,080	*1,026,703*	419,086	*407,409*	6,393	*182*	4,142	*177*	408,551	*407,050*
913,748	*1,046,679*	415,709	*408,103*	8,113	*350*	4,959	*298*	402,628	*407,455*
927,586	*950,600*	399,256	*376,040*	7,997	*121*	4,266	*86*	386,993	*375,833*
368,390	*414,436*	175,779	*168,371*	6,776	*204*	1,027	*46*	167,976	*168,121*
837,849	*882,975*	407,664	*397,138*	6,707	*161*	2,056	*94*	398,901	*396,883*
3,991,653	*4,321,393*	1,817,485	*1,757,061*	35,986	*1,018*	16,450	*701*	1,765,049	*1,755,342*
11,058,279	12,470,110	4,958,174	4,810,591	98,570	2,661	63,054	2,611	4,796,550	4,805,319
804,960	*993,930*	389,468	*378,904*	28,915	*778*	7,246	*486*	353,307	*377,640*
418,725	*469,151*	186,127	*182,471*	11,045	*436*	1,804	*133*	173,278	*181,902*
419,166	*511,051*	193,414	*187,382*	14,212	*455*	3,107	*211*	176,095	*186,716*
82,720	*84,235*	36,922	*36,692*	799	*18*	136	*9*	35,987	*36,667*
1,725,571	2,058,367	805,931	785,451	54,971	1,687	12,293	839	738,667	782,925
535,125	*596,072*	264,940	*261,484*	6,274	*450*	2,318	*160*	256,348	*260,874*
815,483	*876,821*	415,573	*400,950*	3,888	*439*	2,549	*306*	409,136	*399,310*
552,219	*599,146*	271,333	*257,650*	9,531	*326*	1,163	*112*	260,619	*257,212*
257,417	*273,136*	125,229	*119,569*	3,569	*409*	779	*135*	121,681	*119,018*
2,160,244	2,345,175	1,077,075	1,038,751	23,262	1,624	6,829	713	1,046,984	1,036,414
31,670,949	35,591,439	14,768,285	14,054,128	728,164	29,432	217,519	19,174	13,824,602	14,005,522
276,513	*275,630*	117,562	*110,128*	5,436	*217*	1,032	*65*	111,094	*109,846*
800,467	*845,818*	366,318	*359,102*	7,290	*224*	2,027	*153*	357,001	*358,725*
442,176	*433,370*	213,980	*199,846*	249	*12*	715	*54*	213,016	*199,780*
1,513,158	1,554,818	697,860	669,076	12,975	453	3,774	272	681,111	668,351
2,326	*1,826*	449	*455*	80	*20*	38	*38*	331	*397*

This content downloaded from
14.194.219.90 on Fri, 09 Feb 2024 06:46:19 +00:00
All use subject to https://about.jstor.org/terms

TABLE IX.—EDUCATION BY RELIGION

DISTRICT.	15—24.							
	Total.		Learning.		Literate.		Illiterate.	
	Male.	Female.	Male.	Female.	Male.	Female.	Male.	Female.
	19	20	21	22	23	24	25	26
Patna Division.								
Patna	135,781	*138,532*	2,690	*61*	20,934	*858*	112,157	*137,613*
Gaya	153,233	*164,039*	1,510	*22*	17,064	*463*	134,659	*163,554*
Shahabad	153,471	*161,434*	1,073	*7*	14,593	*479*	136,906	*160,948*
Darbhanga	190,488	*207,653*	1,981	*6*	16,329	*268*	172,173	*207,379*
Muzaffarpur	188,269	*199,902*	5,172	*72*	28,652	*621*	154,445	*199,209*
Saran	170,040	*186,302*	2,219	*13*	15,175	*520*	152,646	*185,769*
Champaran	135,595	*131,831*	977	*7*	7,877	*160*	126,741	*131,664*
Total	1,126,872	*1,189,693*	16,521	*188*	120,624	*3,369*	989,727	*1,186,136*
Bhagalpur Division.								
Bhagalpur	139,178	*152,772*	1,196	*14*	10,915	*261*	127,067	*152,497*
Monghyr	137,268	*150,696*	1,542	*17*	13,593	*551*	122,223	*150,128*
Purnea	136,707	*140,179*	1,579	*7*	11,525	*145*	123,603	*140,027*
Malda	60,477	*71,797*	1,468	*11*	5,319	*122*	53,690	*71,664*
Santal Parganas	136,681	*149,608*	1,231	*18*	6,862	*160*	128,594	*149,430*
Total	610,317	*665,052*	7,016	*67*	48,124	*1,239*	555,177	*663,746*
TOTAL, BIHAR	1,737,189	1,854,745	23,537	255	168,748	4,608	1,544,904	1,849,882
Orissa Division.								
Cuttack	175,527	*174,471*	3,461	*29*	28,165	*656*	143,871	*173,786*
Puri	83,109	*77,693*	1,299	*10*	11,503	*242*	70,307	*77,441*
Balasor	94,703	*96,816*	1,889	*41*	11,285	*399*	81,529	*96,376*
Angul	13,978	*14,593*	64	...	636	*8*	13,278	*14,585*
TOTAL, ORISSA	367,317	363,573	6,743	80	51,589	1,305	308,985	362,188
Chutia Nagpur Division.								
Hazaribagh	79,580	*86,533*	1,053	*44*	5,151	*235*	73,374	*86,256*
Lohardaga	112,627	*126,804*	893	*50*	5,617	*579*	106,117	*126,175*
Manbhum	89,251	*95,428*	1,625	*9*	7,293	*203*	80,333	*95,266*
Singhbhum	42,252	*47,463*	655	*28*	2,356	*177*	39,241	*47,258*
TOTAL, CHUTIA NAGPUR	323,710	356,278	4,226	131	20,419	1,192	299,065	354,955
TOTAL FOR BRITISH TERRITORY	5,397,774	5,952,773	139,168	3,379	702,736	37,308	4,555,870	5,912,086
Feudatory States.								
Kuch Bihar	45,667	*48,861*	1,344	*13*	5,396	*221*	38,927	*48,627*
Orissa Tributary States	135,096	*140,252*	1,001	*8*	9,228	*298*	124,867	*139,946*
Chutia Nagpur Tributary States	60,317	*65,462*	66	*5*	1,440	*55*	58,811	*65,402*
TOTAL FOR THE FEUDATORY STATES	241,080	254,575	2,411	26	16,064	574	222,605	253,975
British subjects in French Chandranagar	494	*563*	23	*1*	115	*40*	356	*522*

This content downloaded from
14.194.219.90 on Fri, 09 Feb 2024 06:46:19 +00:00
All use subject to https://about.jstor.org/terms

AND AGE—PART A—ALL RELIGIONS—*concluded.*

AGE PERIODS.

25 AND OVER.							
Total.		Learning.		Literate.		Illiterate.	
Male.	Female.	Male.	Female.	Male.	Female	Male.	Female.
27	28	29	30	31	32	33	34
403,578	441,797	560	60	58,298	2,082	344,720	442,255
496,669	512,944	280	10	46,907	764	449,482	512,170
414,781	512,110	260	2	45,603	1,066	368,918	511,042
620,809	684,582	254	5	56,772	636	563,783	683,941
570,638	678,259	884	21	52,111	954	517,643	677,284
471,656	653,150	292	20	47,459	1,253	423,905	651,857
432,270	434,407	267	1	25,056	351	406,947	434,055
3,380,401	3,919,829	2,797	119	332,206	7,106	3,045,398	3,912,604
446,661	467,650	168	12	37,971	482	408,462	467,156
434,104	490,150	256	52	44,951	1,002	388,897	489,096
457,533	434,943	329	...	40,214	203	416,990	434,740
163,661	174,854	281	9	16,656	174	146,724	174,651
326,210	336,883	325	17	15,537	204	310,354	336,662
1,828,115	1,904,460	1,359	90	155,329	2,065	1,671,427	1,902,305
5,208,516	5,824,289	4,156	209	487,535	9,171	4,716,825	5,814,909
375,502	443,739	321	20	67,459	1,215	307,782	442,504
203,294	210,304	38	9	30,116	487	173,140	209,808
193,521	228,789	171	212	31,808	618	161,542	227,959
34,908	33,003	8	...	1,405	20	33,455	32,983
809,245	915,835	538	241	130,788	2,340	677,919	913,254
222,444	249,340	341	20	16,700	378	205,403	248,942
317,993	352,603	430	23	17,333	1,244	300,230	351,336
232,615	247,001	138	7	21,210	326	211,267	246,668
103,936	107,046	292	8	6,349	178	97,295	106,860
876,988	955,990	1,201	58	61,592	2,126	814,195	953,806
15,337,674	15,729,067	18,658	2,034	2,028,539	53,202	13,290,477	15,673,831
139,328	117,429	178	6	18,538	259	120,492	117,157
348,036	347,906	151	16	29,286	743	318,599	347,147
175,386	168,368	77	2	4,960	178	170,349	168,188
662,650	633,696	406	24	52,804	1,180	609,440	632,492
1,979	1,173	2	...	338	66	1,639	1,107

This content downloaded from
14.194.219.90 on Fri, 09 Feb 2024 06:46:19 +00:00
All use subject to https://about.jstor.org/terms

TABLE IX.—EDUCATION BY RELIGION

DISTRICT.	TOTAL HINDUS.			TOTAL BY EDUCATION.			
				ALL AGES.			
	Total.	Male.	Female.	Learning.		Literate.	
				Male.	Female.	Male.	Female.
1	2	3	4	5	6	7	8
Bardwan Division.							
Bardwan	1,117,745	546,741	*571,004*	31,788	*572*	69,409	*2,110*
Bankura	920,389	452,163	*468,226*	28,262	*757*	65,149	*1,029*
Birbhum	593,199	289,102	*304,097*	14,864	*237*	40,151	*679*
Midnapur	2,321,533	1,155,816	*1,165,717*	67,891	*1,373*	173,906	*3,879*
Hugli	881,319	436,339	*444,980*	35,235	*926*	78,367	*3,699*
Howrah	566,053	287,407	*278,646*	22,466	*489*	55,576	*1,585*
Total ...	6,400,238	3,167,568	*3,232,670*	200,506	*4,354*	482,618	*12,981*
Presidency Division.							
24-Parganas	1,187,804	619,954	*567,850*	40,521	*3,788*	112,903	*10,970*
Calcutta	444,845	288,016	*156,829*	15,873	*1,989*	92,866	*8,385*
Nadia	689,277	334,178	*355,099*	15,362	*763*	42,344	*3,093*
Jessor	737,728	362,561	*375,167*	14,473	*1,661*	48,789	*5,217*
Murshidabad	620,192	303,461	*316,731*	12,326	*423*	32,767	*1,503*
Khulna	672,681	300,056	*272,625*	12,588	*503*	37,054	*1,521*
Total ...	4,252,527	2,208,226	*2,044,301*	111,143	*9,127*	366,723	*30,689*
Rajshahi Division.							
Dinajpur	740,483	388,653	*351,830*	6,614	*91*	30,801	*331*
Rajshahi	278,950	143,374	*135,576*	5,598	*369*	18,456	*1,368*
Rangpur	768,275	396,694	*371,581*	7,200	*135*	29,558	*490*
Bogra	154,312	83,833	*70,479*	2,901	*96*	10,225	*330*
Pabna	362,123	179,685	*182,438*	9,879	*210*	26,899	*1,154*
Darjeeling	171,171	94,876	*76,295*	1,819	*93*	10,613	*216*
Jalpaiguri	449,560	241,975	*207,585*	3,806	*99*	16,415	*357*
Total ...	2,924,874	1,529,090	*1,395,784*	37,897	*1,093*	142,967	*4,246*
Dacca Division.							
Dacca	935,823	460,684	*475,139*	31,530	*1,327*	78,569	*6,133*
Faridpur	697,739	338,360	*359,379*	18,991	*705*	53,881	*2,886*
Bakharganj	680,514	349,152	*331,362*	22,723	*1,026*	75,984	*3,292*
Maimansingh	1,045,716	548,575	*497,141*	20,016	*863*	69,108	*2,060*
Total ...	3,359,792	1,696,771	*1,663,021*	93,260	*3,921*	277,542	*14,371*
Chittagong Division.							
Chittagong	302,351	145,691	*156,660*	10,409	*252*	26,838	*635*
Noakhali	248,146	126,124	*122,022*	8,364	*224*	21,937	*437*
Tippera	557,190	284,127	*273,063*	17,162	*729*	52,239	*1,506*
Total ...	1,107,687	555,942	*551,745*	35,926	*1,205*	101,014	*2,578*
TOTAL, BENGAL PROPER	18,045,118	9,157,597	8,887,521	478,722	19,750	1,370,864	64,865

This content downloaded from
14.194.219.90 on Fri, 09 Feb 2024 06:46:19 +00:00
All use subject to https://about.jstor.org/terms

AND AGE—PART B.—HINDUS.

Illiterate.		AGE PERIODS.							
		0—14.							
		Total.		Learning.		Literate.		Illiterate.	
Male.	Female.	Male.	Female.	Male.	Female.	Male.	Female.	Male.	Female.
9	10	11	12	13	14	15	16	17	18
445,544	568,322	195,630	185,120	25,758	447	2,959	268	167,113	184,405
358,752	466,440	184,947	171,572	24,652	699	3,194	197	157,101	170,676
234,087	303,181	103,956	99,292	12,486	220	1,400	113	90,070	98,959
913,959	1,160,465	450,627	410,287	60,657	1,941	11,288	663	378,682	408,383
322,737	440,355	155,226	146,443	30,047	870	4,373	695	120,806	144,878
209,365	276,572	109,570	101,878	20,038	469	3,541	356	85,991	101,053
2,484,444	3,215,335	1,200,156	1,114,592	173,638	3,946	26,755	2,292	999,763	1,108,354
406,530	553,092	232,530	211,702	34,466	3,306	10,871	2,336	187,193	206,060
179,277	146,455	52,250	40,667	14,017	723	19,105	2,236	19,128	37,708
276,472	351,243	127,925	117,118	11,851	713	2,089	437	113,985	116,030
299,299	368,289	141,157	129,311	11,858	1,367	2,655	577	126,644	127,367
258,368	314,895	114,144	106,907	9,349	387	952	211	103,843	106,309
250,414	270,601	117,794	108,534	10,570	475	2,089	307	104,535	107,752
1,730,360	2,004,485	785,800	714,301	92,111	6,971	38,361	6,104	655,328	701,226
351,228	351,408	150,512	141,228	4,764	84	4,103	50	141,645	141,094
119,320	133,839	50,032	45,570	4,154	295	479	273	45,399	45,002
359,876	370,956	138,513	133,268	5,744	126	1,364	69	131,405	133,073
70,707	70,053	28,113	26,652	2,354	87	282	35	25,477	26,530
142,907	181,074	65,596	61,743	7,737	182	1,519	162	56,340	61,399
82,444	75,986	32,455	30,441	977	68	709	40	30,769	30,333
221,754	207,129	89,703	84,040	2,995	85	967	73	85,831	83,882
1,348,236	1,390,445	555,044	522,942	28,725	927	9,423	702	516,996	521,313
350,585	467,679	184,008	177,276	24,661	1,171	4,796	848	154,551	175,757
265,488	355,785	138,127	132,244	16,043	617	3,816	376	118,268	131,251
250,445	327,044	127,755	122,113	19,236	984	4,577	620	103,942	120,509
459,451	494,218	193,367	184,463	16,041	743	3,925	493	173,401	183,939
1,325,969	1,644,729	643,257	616,596	75,983	3,514	17,114	2,336	550,160	610,746
108,453	155,773	62,269	58,203	8,364	231	1,562	122	52,343	57,850
95,823	121,361	50,810	48,731	6,962	207	928	83	43,920	48,441
214,726	270,828	108,660	105,701	14,477	699	3,194	259	90,989	104,743
419,002	547,962	221,739	212,635	29,803	1,137	5,684	464	186,252	211,034
7,308,011	8,802,956	3,405,996	3,181,066	400,260	16,495	97,337	11,888	2,908,399	3,152,673

This content downloaded from
14.194.219.90 on Fri, 09 Feb 2024 06:46:19 +00:00
All use subject to https://about.jstor.org/terms

TABLE IX.—Education by religion

District.	15–24.							
	Total.		Learning.		Literate.		Illiterate.	
	Male.	Female.	Male.	Female.	Male.	Female.	Male.	Female.
	19	20	21	22	23	24	25	26
Bardwan Division.								
Bardwan	89,283	*97,822*	5,511	*36*	15,795	*752*	67,977	*97,034*
Bankura	75,829	*81,088*	3,435	*41*	15,564	*396*	56,830	*80,651*
Birbhum	45,582	*51,466*	2,254	*3*	9,314	*250*	34,014	*51,213*
Midnapur	202,316	*221,615*	6,715	*64*	45,012	*1,259*	150,589	*220,292*
Hugli	67,164	*76,248*	4,911	*32*	16,058	*1,245*	46,195	*74,971*
Howrah	48,011	*50,017*	2,310	*8*	14,420	*591*	31,281	*49,418*
Total ...	528,185	*578,256*	25,136	*184*	116,163	*4,493*	386,886	*573,579*
Presidency Division.								
24-Parganas	96,941	*102,773*	4,413	*227*	26,017	*3,046*	66,511	*99,500*
Calcutta	59,783	*27,056*	1,102	*897*	33,309	*4,051*	25,372	*22,108*
Nadia	54,212	*58,955*	3,210	*34*	9,408	*1,229*	41,594	*57,692*
Jessor	56,511	*66,528*	2,425	*269*	10,832	*1,571*	43,254	*64,688*
Murshidabad	50,689	*53,388*	2,836	*18*	7,073	*533*	40,780	*52,937*
Khulna	47,282	*51,333*	1,762	*19*	8,936	*614*	36,584	*50,700*
Total ...	365,418	*360,033*	15,748	*1,464*	95,575	*11,044*	254,095	*347,525*
Rajshahi Division.								
Dinajpur	54,772	*58,745*	1,373	*4*	5,587	*101*	47,812	*58,640*
Rajshahi	23,166	*24,698*	1,345	*44*	3,786	*432*	18,035	*24,222*
Rangpur	58,397	*63,279*	1,300	*5*	5,771	*432*	51,326	*63,091*
Bogra	12,500	*12,907*	487	*2*	2,493	*117*	9,520	*12,788*
Pabna	26,770	*30,391*	1,846	*16*	5,919	*438*	19,005	*29,937*
Darjeeling	18,602	*15,594*	469	*20*	3,038	*65*	15,095	*15,509*
Jalpaiguri	37,299	*36,595*	624	*1*	1,582	*156*	35,093	*36,438*
Total ...	231,506	*242,209*	7,444	*92*	28,176	*1,492*	195,886	*240,625*
Dacca Division.								
Dacca	72,492	*85,005*	6,519	*93*	18,105	*2,604*	47,868	*82,308*
Faridpur	52,332	*63,832*	2,761	*57*	12,636	*1,255*	36,935	*62,520*
Bakharganj	59,453	*61,717*	3,415	*21*	18,910	*1,439*	37,128	*60,257*
Maimansingh	87,938	*87,468*	3,569	*77*	19,422	*895*	64,947	*86,496*
Total ...	272,215	*298,022*	16,264	*248*	69,073	*6,193*	186,878	*291,581*
Chittagong Division.								
Chittagong	24,564	*29,602*	1,949	*7*	6,626	*244*	15,989	*29,351*
Noakhali	20,509	*22,495*	1,377	*10*	5,432	*160*	13,700	*22,325*
Tippera	47,050	*50,707*	2,598	*18*	12,385	*593*	32,067	*50,096*
Total ...	92,123	*102,804*	5,924	*35*	24,443	*997*	61,756	*101,772*
TOTAL, BENGAL PROPER	1,489,447	1,581,324	70,516	2,023	333,430	24,219	1,085,501	1,555,082

This content downloaded from
14.194.219.90 on Fri, 09 Feb 2024 06:46:19 +00:00
All use subject to https://about.jstor.org/terms

AND AGE—PART B.—HINDUS—*continued.*

AGE PERIODS.

25 AND OVER.							
Total.		Learning.		Literate.		Illiterate.	
Male.	Female.	Male.	Female.	Male.	Female.	Male.	Female.
27	28	29	30	31	32	33	34
261,628	288,062	519	89	50,655	1,090	210,454	286,883
191,387	215,566	175	17	46,391	436	144,821	215,113
139,564	153,339	124	14	29,457	316	110,003	153,009
502,873	533,615	519	68	117,666	1,957	384,688	531,790
213,949	222,289	277	24	57,936	1,759	155,736	220,506
129,826	126,751	118	12	37,615	638	92,093	126,101
1,439,227	1,539,622	1,732	294	339,700	6,196	1,097,795	1,533,402
290,483	253,375	1,642	255	76,015	5,588	212,826	247,532
175,983	89,106	754	369	40,452	2,098	134,777	86,639
152,041	178,964	801	16	30,847	1,427	120,393	177,521
164,893	179,328	190	25	35,302	3,069	129,401	176,234
138,628	156,436	141	18	24,742	759	113,745	155,659
134,980	112,758	256	9	25,429	600	109,295	112,149
1,057,008	969,967	3,284	692	232,787	13,541	820,037	955,734
183,369	151,857	487	3	21,111	180	161,771	151,674
70,176	65,308	99	30	14,191	663	55,886	64,615
199,784	175,034	216	4	22,423	238	177,145	174,792
43,220	30,920	60	7	7,450	178	35,710	30,735
87,319	90,304	296	12	19,461	554	67,562	89,738
43,789	30,260	373	5	6,866	111	36,550	30,144
114,883	86,950	187	13	13,866	128	100,830	86,809
742,540	630,633	1,718	74	105,368	2,052	635,454	628,507
204,184	212,358	350	63	55,668	2,681	148,166	209,614
147,901	163,303	185	31	37,429	1,255	110,287	162,017
161,944	147,532	72	21	52,497	1,233	109,375	146,278
267,270	225,210	406	44	45,761	673	221,103	224,493
781,299	748,403	1,013	159	191,355	5,842	588,931	742,402
58,858	68,855	87	14	18,650	260	40,121	68,579
54,805	50,796	25	7	15,577	194	39,203	50,595
128,417	116,655	87	12	36,660	654	91,670	115,989
242,080	236,306	199	33	70,887	1,117	170,994	235,156
4,262,154	4,125,131	7,946	1,182	940,097	28,748	3,314,111	4,095,201

This content downloaded from
14.194.219.90 on Fri, 09 Feb 2024 06:46:19 +00:00
All use subject to https://about.jstor.org/terms

TABLE IX.—Education by Religion

District.	Total Hindus.			Total by Education. All ages.			
	Total.	Male.	Female.	Learning.		Literate.	
				Male.	Female.	Male.	Female.
1	2	3	4	5	6	7	8
Patna Division.							
Patna	1,564,809	772,626	*792,183*	13,521	*386*	75,199	*2,391*
Gaya	1,911,254	944,964	*966,290*	7,568	*153*	62,633	*1,151*
Shahabad	1,914,127	923,236	*990,891*	7,583	*133*	58,285	*1,437*
Darbhanga	2,462,308	1,207,352	*1,254,956*	8,367	*186*	72,502	*875*
Muzaffarpur	2,377,906	1,148,737	*1,229,169*	19,316	*362*	87,353	*1,824*
Saran	2,176,113	1,003,144	*1,172,969*	9,584	*124*	61,250	*1,735*
Champaran	1,590,044	802,375	*787,669*	4,030	*35*	31,355	*417*
Total	13,996,561	6,802,434	*7,194,127*	69,969	*1,379*	448,577	*9,830*
Bhagalpur Division.							
Bhagalpur	1,811,409	895,864	*915,545*	6,682	*150*	48,265	*731*
Monghyr	1,839,165	896,071	*943,094*	8,353	*315*	57,454	*1,400*
Purnea	1,138,738	583,845	*554,893*	4,691	*80*	31,979	*219*
Malda	409,153	204,307	*204,846*	5,595	*177*	15,663	*277*
Santal Parganas	900,820	445,089	*455,731*	6,068	*149*	20,131	*392*
Total	6,099,285	3,025,176	*3,074,109*	31,389	*871*	173,492	*3,019*
TOTAL, BIHAR	20,095,846	9,827,610	10,268,236	101,358	2,250	622,369	12,849
Orissa Division.							
Cuttack	1,881,956	914,522	*7,434*	31,211	*587*	99,060	*1,569*
Puri	927,518	465,802	*461,716*	12,160	*385*	42,538	*710*
Balasor	989,297	488,854	*500,443*	15,619	*506*	44,232	*992*
Angul	169,501	85,445	*84,056*	867	*18*	2,134	*33*
TOTAL, ORISSA	3,948,272	1,934,623	2,013,649	59,857	1,496	187,964	3,304
Chutia Nagpur Division.							
Hazaribagh	960,193	466,414	*493,779*	5,726	*334*	20,739	*519*
Lohardaga	941,384	466,697	*474,687*	3,183	*125*	19,282	*1,457*
Manbhum	972,510	482,239	*490,271*	10,470	*247*	27,453	*539*
Singhbhum	230,999	115,958	*115,041*	2,939	*282*	7,398	*290*
TOTAL, CHUTIA NAGPUR	3,105,086	1,531,308	1,573,778	22,318	988	74,868	2,798
TOTAL FOR BRITISH TERRITORY	45,194,322	22,451,138	22,743,184	682,255	24,434	2,256,093	83,816
Feudatory States.							
Kuch Bihar	408,562	212,057	*194,505*	5,015	*103*	19,421	*427*
Orissa Tributary States	1,531,815	766,997	*764,818*	8,246	*231*	39,420	*1,076*
Chutia Nagpur Tributary States	573,848	293,240	*280,608*	358	*18*	6,642	*276*
TOTAL FOR THE FEUDATORY STATES	2,512,225	1,272,294	1,239,931	13,619	412	65,483	1,779
British Subjects in French Chandranagar	4,143	2,405	*1,738*	92	*8*	408	*88*

This content downloaded from 14.194.219.90 on Fri, 09 Feb 2024 06:46:19 +00:00
All use subject to https://about.jstor.org/terms

AND AGE—PART B—HINDUS—*continued.*

AGE PERIODS.									
0—14.									
Illiterate.		Total.		Learning.		Literate.		Illiterate.	
Male.	Female.	Male.	Female.	Male.	Female.	Male.	Female.	Male.	Female.
9	10	11	12	13	14	15	16	17	18
683,906	*789,406*	289,165	*282,551*	10,991	*356*	5,771	*367*	272,403	*281,828*
874,763	*964,986*	381,022	*371,345*	6,132	*128*	5,837	*160*	369,053	*371,057*
857,368	*989,321*	391,497	*368,585*	5,799	*128*	3,521	*143*	382,177	*368,314*
1,126,183	*1,253,895*	491,103	*472,893*	6,438	*177*	5,400	*151*	479,265	*472,564*
1,042,068	*1,226,983*	478,169	*462,583*	13,936	*284*	16,534	*380*	447,699	*461,919*
932,310	*1,171,110*	451,380	*433,762*	7,343	*107*	3,841	*192*	420,196	*433,463*
766,990	*787,217*	314,406	*304,928*	2,959	*28*	1,735	*35*	309,712	*304,865*
6,283,588	*7,182,918*	2,776,742	*2,696,646*	53,598	*1,208*	42,639	*1,428*	2,680,505	*2,694,010*
840,917	*914,664*	372,503	*362,628*	5,542	*137*	3,775	*141*	363,185	*362,350*
830,264	*941,379*	375,531	*368,278*	6,892	*254*	4,489	*239*	364,150	*367,785*
547,175	*554,594*	224,183	*214,758*	3,372	*76*	2,243	*37*	218,068	*214,645*
183,049	*204,399*	83,040	*79,623*	4,545	*163*	644	*38*	77,851	*79,422*
418,890	*455,190*	196,308	*190,475*	5,039	*134*	1,589	*77*	189,689	*190,264*
2,820,295	*3,070,219*	1,251,564	*1,215,762*	25,391	*764*	12,740	*532*	1,212,943	*1,214,466*
9,103,883	10,253,137	4,028,306	3,912,408	79,479	1,972	55,379	1,960	3,893,448	3,908,476
784,251	*965,278*	377,231	*367,532*	27,612	*552*	6,951	*342*	342,718	*366,638*
411,104	*460,621*	182,476	*178,783*	10,844	*393*	1,759	*116*	169,873	*178,295*
469,003	*498,945*	188,233	*182,700*	13,659	*300*	3,019	*189*	171,605	*182,211*
82,444	*84,005*	36,800	*36,621*	795	*18*	135	*9*	35,870	*36,594*
1,686,802	2,008,849	784,840	765,636	52,910	1,242	11,864	656	720,066	763,738
439,955	*492,926*	216,764	*213,833*	4,732	*307*	1,445	*99*	210,587	*213,427*
444,232	*473,105*	219,348	*212,023*	2,350	*97*	1,863	*192*	215,135	*211,734*
444,316	*489,492*	218,537	*205,918*	8,846	*236*	1,047	*85*	208,644	*205,597*
105,621	*114,469*	52,910	*49,486*	2,384	*262*	470	*102*	50,056	*49,122*
1,434,124	1,569,992	707,559	681,260	18,342	902	4,825	478	684,392	679,880
19,532,820	22,634,934	8,926,701	8,540,370	550,991	20,611	168,405	14,992	8,206,305	8,504,767
157,621	*193,915*	79,844	*75,477*	3,841	*150*	745	*43*	75,258	*75,284*
719,331	*763,611*	328,089	*322,701*	7,151	*210*	1,873	*129*	319,065	*322,362*
286,240	*280,314*	137,182	*127,961*	232	*12*	689	*52*	136,261	*127,897*
1,193,192	1,237,740	545,115	526,139	11,224	372	3,307	224	530,584	525,543
1,005	*1,642*	387	*397*	68	*7*	30	*27*	289	*363*

This content downloaded from
14.194.219.90 on Fri, 09 Feb 2024 06:46:19 +00:00
All use subject to https://about.jstor.org/terms

TABLE IX.—Education by religion

District.	15—24.							
	Total.		Learning.		Literate.		Illiterate.	
	Male.	Female.	Male.	Female.	Male.	Female.	Male.	Female.
	19	20	21	22	23	24	25	26
Patna Division.								
Patna	121,434	121,403	2,124	15	18,256	622	101,054	120,766
Gaya	140,138	145,782	1,243	18	15,217	387	123,678	145,377
Shahabad	143,701	148,963	1,571	4	13,199	389	128,931	148,570
Darbhanga	169,137	182,810	1,709	4	15,117	201	152,311	182,605
Muzaffarpur	166,841	175,069	4,648	58	25,576	582	136,617	174,429
Saran	152,892	163,999	1,969	6	13,885	439	137,038	163,554
Champaran	116,933	112,913	853	7	7,085	118	108,995	112,788
Total ...	1,011,076	1,050,939	14,117	112	108,335	2,738	888,624	1,048,089
Bhagalpur Division.								
Bhagalpur	124,259	135,994	993	7	9,929	209	113,337	135,778
Monghyr	125,177	135,539	1,229	12	12,198	428	111,750	135,099
Purnea	79,624	83,814	664	4	6,567	69	72,393	83,741
Malda	31,298	35,135	893	5	3,630	103	26,775	35,027
Santal Parganas...	69,794	76,410	887	9	5,513	139	63,394	76,262
Total ...	430,152	466,892	4,666	37	37,837	948	387,649	465,907
TOTAL, BIHAR ...	1,441,228	1,517,831	18,783	149	146,172	3,686	1,276,273	153,996
Orissa Division.								
Cuttack	171,093	169,557	3,293	16	27,139	457	140,651	169,084
Puri	81,690	76,302	1,279	4	11,313	194	69,098	76,104
Balasor	92,241	94,366	1,796	20	10,720	328	79,725	94,018
Angul	13,924	14,528	64	...	625	7	13,235	14,521
TOTAL, ORISSA ...	358,938	354,753	6,432	40	49,797	986	302,709	353,727
Chutia Nagpur Division.								
Hazaribagh	65,694	71,442	747	14	4,543	144	60,404	71,284
Lohardaga	63,825	68,114	506	21	4,234	341	59,085	67,752
Manbhum	73,057	79,045	1,505	5	6,750	174	64,802	78,866
Singhbhum	17,413	19,134	375	16	1,749	90	15,289	19,028
TOTAL, CHUTIA NAGPUR	219,989	237,735	3,133	56	17,276	749	199,580	36,930
TOTAL FOR BRITISH TERRITORY	3,609,602	3,691,643	98,864	2,268	546,675	29,640	2,864,063	3,659,735
Feudatory States.								
Kuch Bihar	32,203	34,302	1,040	9	4,155	173	27,008	34,120
Orissa Tributary States	122,035	126,460	953	6	9,038	275	112,704	126,179
Chutia Nagpur Tributary States...	39,868	42,638	57	4	1,357	51	38,454	42,583
TOTAL FOR THE FEUDATORY STATES	194,766	203,400	2,050	19	14,550	499	178,166	202,882
British Subjects in French Chandranagar	420	321	23	1	96	24	310	296

This content downloaded from
14.194.219.90 on Fri, 09 Feb 2024 06:46:19 +00:00
All use subject to https://about.jstor.org/terms

AND AGE—PART B—HINDUS—*concluded.*

AGE PERIODS.

25 AND OVER.							
Total.		Learning.		Literate.		Illiterate.	
Male.	Female.	Male.	Female.	Male.	Female.	Male.	Female.
27	28	29	30	31	32	33	34
302,027	388,229	406	15	51,172	1,402	310,449	386,812
423,804	449,163	193	7	41,579	604	382,032	448,552
388,038	473,343	213	1	41,565	905	346,260	472,437
547,112	599,254	220	5	52,285	523	494,607	598,726
503,727	591,517	732	20	45,243	869	457,752	590,635
418,872	575,208	273	11	43,524	1,104	375,076	574,093
371,036	369,828	218	...	22,535	264	348,283	369,564
3,014,616	3,446,542	2,254	59	297,003	5,664	2,714,459	3,440,819
399,103	416,923	147	6	34,561	381	364,395	416,536
395,303	439,277	232	49	40,767	733	354,304	438,495
280,038	256,321	155	...	23,169	113	256,714	256,208
89,969	90,088	157	9	11,389	136	78,423	89,943
178,987	188,846	151	6	13,029	176	165,807	188,664
1,343,460	1,391,455	842	70	122,915	1,539	1,219,703	1,389,846
4,358,076	4,837,997	3,096	129	420,818	7,203	3,934,162	4,830,665
366,158	430,345	306	19	64,970	770	300,882	429,556
201,636	206,631	37	9	29,466	400	172,133	206,222
188,330	223,377	164	186	30,493	475	157,673	222,716
34,721	32,907	8	...	1,374	17	33,339	32,890
790,845	893,260	515	214	126,303	1,662	664,027	891,384
183,956	208,504	247	13	14,745	276	168,964	208,215
183,524	194,550	297	7	13,185	924	170,042	193,619
190,645	205,308	119	6	19,656	273	170,870	205,029
45,635	46,491	180	4	5,179	98	40,276	46,319
603,760	654,783	843	30	52,765	1,571	550,152	653,182
10,014,836	10,511,171	12,400	1,555	1,539,983	39,184	8,462,452	10,470,432
100,010	84,726	134	4	14,521	311	85,355	84,511
316,213	315,657	142	15	28,509	672	287,562	314,970
116,190	110,009	9	2	4,596	173	111,525	109,834
532,413	510,392	345	21	47,626	1,056	484,442	509,315
1,589	1,020	1	...	282	37	1,306	983

This content downloaded from
14.194.219.90 on Fri, 09 Feb 2024 06:46:19 +00:00
All use subject to https://about.jstor.org/terms

TABLE IX.—EDUCATION BY RELIGION

DISTRICT.	TOTAL MUSALMANS.			TOTAL BY EDUCATION.			
				ALL AGES.			
	Total.	Male.	Female.	Learning.		Literate.	
				Male.	Female.	Male.	Female.
1	2	3	4	5	6	7	8
Bardwan Division.							
Bardwan	267,224	132,622	*134,602*	6,266	*173*	9,812	*232*
Bankura	45,312	22,499	*22,813*	1,053	*30*	2,343	*48*
Birbhum	169,752	82,975	*86,777*	5,154	*80*	8,937	*139*
Midnapur	171,412	83,980	*87,432*	3,119	*97*	7,896	*205*
Hugli	192,685	91,030	*101,655*	5,833	*52*	9,005	*134*
Howrah	152,806	76,154	*76,652*	2,093	*52*	9,005	*134*
Total ...	999,191	489,260	*509,931*	24,418	*484*	46,998	*892*
Presidency Division.							
24-Parganas	690,815	361,528	*329,287*	11,793	*164*	39,872	*668*
Calcutta	203,173	139,488	*63,685*	2,657	*194*	19,269	*1,029*
Nadia	947,390	464,081	*483,309*	4,077	*57*	13,936	*144*
Jessor	1,150,135	578,275	*571,860*	5,967	*142*	30,307	*238*
Murshidabad	618,653	296,119	*322,534*	4,638	*137*	12,075	*245*
Khulna	6,03,995	3,17,378	*286,617*	4,394	*41*	16,609	*156*
Total ...	4,214,161	2,156,869	*2,057,292*	33,526	*735*	132,068	*2,480*
Rajshahi Division.							
Dinajpur	802,597	416,670	*385,927*	8,824	*170*	35,571	*292*
Rajshahi	1,033,927	510,688	*523,239*	6,013	*171*	21,110	*189*
Rangpur	1,295,411	663,897	*631,514*	7,719	*89*	27,294	*208*
Bogra	661,100	334,004	*327,096*	7,790	*91*	21,519	*118*
Pabna	999,809	497,856	*501,953*	6,396	*72*	19,555	*158*
Darjeeling	10,011	6,582	*3,429*	137	*12*	843	*26*
Jalpaiguri	222,475	117,595	*104,880*	2,699	*104*	9,121	*178*
Total ...	5,025,330	2,547,292	*2,478,038*	39,578	*709*	135,013	*1,160*
Dacca Division.							
Dacca	1,473,799	734,663	*739,136*	9,528	*322*	26,219	*656*
Faridpur	1,096,030	552,918	*543,112*	5,263	*134*	18,833	*360*
Bakharganj	1,462,712	749,690	*713,022*	14,383	*348*	52,374	*692*
Maimansingh	2,396,476	1,224,694	*1,171,782*	11,518	*307*	38,912	*802*
Total ...	6,429,017	3,261,965	*3,167,052*	40,692	*1,111*	136,338	*2,450*
Chittagong Division.							
Chittagong	924,849	440,893	*483,956*	13,459	*468*	29,456	*621*
Noakhali	760,597	382,076	*378,521*	13,567	*432*	26,137	*393*
Tippera	1,224,336	626,945	*597,391*	15,913	*412*	39,043	*480*
Total ...	2,909,782	1,449,914	*1,459,868*	42,939	*1,312*	94,636	*1,494*
TOTAL, BENGAL PROPER	16,577 481	8,905,300	9,672,181	181,153	4,351	545,053	8,406

This content downloaded from
14.194.219.90 on Fri, 09 Feb 2024 06:46:19 +00:00
All use subject to https://about.jstor.org/terms

AND AGE—PART C—MUSALMANS.

Illiterate.		AGE PERIODS.							
		0—14.							
		Total.		Learning.		Literate.		Illiterate.	
Male.	Female.	Male.	Female.	Male.	Female.	Male.	Female.	Male.	Female.
9	10	11	12	13	14	15	16	17	18
116,544	134,197	49,498	44,693	5,322	140	754	34	43,423	44,519
19,103	22,735	9,291	8,108	915	21	134	10	8,242	8,077
68,884	86,558	33,843	31,701	4,321	72	337	13	29,185	31,616
72,965	87,130	36,603	33,283	2,812	78	592	35	33,199	33,170
76,192	101,469	36,185	33,312	5,028	45	735	21	29,822	33,246
64,156	76,466	32,752	30,119	2,788	45	735	21	29,229	30,053
417,844	508,555	198,172	181,216	21,786	401	3,287	134	173,099	180,681
309,863	328,455	147,118	132,999	10,637	133	3,722	197	133,759	132,669
117,562	62,462	25,631	18,834	1,803	138	1,169	189	22,659	18,507
446,068	483,108	212,934	190,963	3,042	49	720	28	209,172	190,886
542,001	571,480	247,687	219,893	4,690	134	1,740	39	241,257	219,720
279,406	322,152	136,153	126,589	3,590	114	450	30	132,113	126,445
296,375	286,420	131,145	120,522	3,837	35	1,336	36	125,972	120,451
1,991,275	2,054,077	900,668	809,800	27,599	603	9,137	519	863,932	808,678
372,275	385,465	173,451	160,101	6,621	135	4,310	94	162,520	159,872
483,565	522,888	228,238	208,407	4,438	152	876	23	222,924	208,232
628,884	631,217	277,016	258,272	6,138	69	1,467	47	269,411	258,158
304,695	326,887	150,001	142,556	6,334	79	881	21	142,786	142,456
471,905	501,723	228,869	215,964	4,671	52	1,156	23	222,842	215,889
5,602	3,391	1,417	1,233	95	7	36	6	1,286	1,220
105,775	104,598	48,828	44,552	2,393	99	630	52	45,805	44,401
2,372,701	2,476,169	1,107,620	1,031,087	30,690	593	9,356	266	1,067,574	1,030,228
633,916	738,158	350,860	338,105	7,235	288	1,789	154	341,836	337,663
528,822	542,678	251,606	234,984	3,548	77	1,646	63	246,412	234,845
682,933	711,982	326,555	318,369	12,032	320	3,567	154	310,956	317,595
1,174,264	1,170,673	567,527	541,140	8,201	244	2,509	127	556,817	540,769
3,084,935	3,163,491	1,496,548	1,432,598	31,016	929	9,511	497	1,456,021	1,431,179
397,978	482,867	224,924	209,106	10,445	431	1,392	107	213,087	208,568
342,372	377,766	185,705	177,975	9,960	401	924	73	174,821	177,501
571,989	596,499	286,187	279,094	12,166	382	2,160	111	271,861	278,601
1,312,339	1,457,132	696,816	666,175	32,571	1,214	4,476	291	659,769	664,670
9,179,094	9,659,424	4,399,824	4,120,876	143,662	3,740	36,767	1,707	4,220,395	4,115,429

This content downloaded from
14.194.219.90 on Fri, 09 Feb 2024 06:46:19 +00:00
All use subject to https://about.jstor.org/terms

TABLE IX.—EDUCATION BY RELIGION

DISTRICT.	15—24.							
	Total.		Learning.		Literate.		Illiterate.	
	Male.	Female.	Male.	Female.	Male.	Female.	Male.	Female.
	19	20	21	22	23	24	25	26
Bardwan Division.								
Bardwan	19,896	22,945	822	26	1,696	46	17,178	22,173
Bankura	3,573	3,868	127	2	505	17	2,941	3,849
Birbhum	12,225	14,314	737	6	1,923	36	9,560	14,272
Midnapur	13,384	16,722	273	7	1,944	62	11,167	16,653
Hugli	12,407	16,524	193	1	2,014	51	10,200	16,772
Howrah	11,285	13,978	193	1	2,014	51	9,078	13,926
Total ...	72,770	87,951	2,345	43	10,301	263	60,124	87,645
Presidency Division.								
24-Parganas	51,564	58,937	997	17	9,721	180	41,846	58,740
Calcutta	27,465	11,570	631	35	4,786	311	22,058	11,224
Nadia	67,468	80,909	835	1	2,979	40	63,654	80,868
Jessor	86,418	103,750	1,102	3	6,069	63	79,247	103,684
Murshidabad	44,217	55,060	921	18	2,680	67	40,616	54,975
Khulna	47,020	54,814	518	3	4,033	60	42,469	54,751
Total ...	324,152	365,040	4,994	77	29,268	721	289,890	364,242
Rajshahi Division.								
Dinajpur	60,035	69,941	1,759	15	7,224	71	51,052	69,855
Rajshahi	69,300	100,156	1,268	9	3,891	68	64,141	100,079
Rangpur	96,389	113,719	1,293	6	5,438	55	89,658	113,651
Bogra	44,420	63,376	1,223	5	4,756	43	38,441	63,328
Pabna	65,161	83,910	1,357	14	4,357	55	59,447	83,841
Darjeeling	1,213	683	27	4	190	7	996	672
Jalpaiguri	16,792	17,336	242	2	1,935	50	14,615	17,284
Total ...	353,310	449,114	7,169	55	27,791	349	318,350	448,710
Dacca Division.								
Dacca	100,674	128,215	2,043	21	6,197	194	92,434	128,000
Faridpur	80,183	96,080	1,593	51	3,821	84	74,769	95,945
Bakharganj	111,049	134,039	2,254	17	13,219	223	95,576	133,799
Maimansingh	175,217	213,156	2,789	43	8,898	258	163,530	212,856
Total ...	467,123	571,490	8,679	131	32,135	759	426,309	570,600
Chittagong Division.								
Chittagong	66,712	90,657	2,799	21	6,542	178	57,371	90,458
Noakhali	56,624	73,073	3,463	17	5,825	105	47,336	72,951
Tippera	95,521	111,525	3,492	17	9,257	154	82,772	111,354
Total ...	318,857	275,255	9,754	55	21,624	437	187,479	274,763
TOTAL, BENGAL PROPER	1,436,212	1,748,850	32,941	361	121,119	2,529	1,282,152	1,745,960

This content downloaded from
14.194.219.90 on Fri, 09 Feb 2024 06:46:19 +00:00
All use subject to https://about.jstor.org/terms

AND AGE—PART C—MUSULMANS—*continued.*

AGE PERIODS.

25 AND OVER.							
Total.		Learning.		Literate.		Illiterate.	
Male.	Female.	Male.	Female.	Male.	Female.	Male.	Female.
27	28	29	30	31	32	33	34
63,228	67,664	122	7	7,162	152	55,944	67,505
9,635	10,837	11	7	1,704	21	7,920	10,809
36,907	40,763	96	2	6,672	90	30,139	40,670
33,993	37,427	34	12	5,360	108	28,599	37,307
42,439	51,519	12	6	6,256	62	36,170	51,451
32,117	32,555	12	6	6,256	62	25,849	32,487
218,319	240,764	287	40	33,410	495	184,621	240,229
162,846	137,351	159	14	27,429	291	135,358	137,046
66,392	33,281	233	21	13,314	529	72,845	32,731
163,679	211,437	200	7	10,237	76	173,242	211,354
244,170	248,217	175	5	22,498	136	221,497	248,076
115,749	140,885	127	5	8,945	148	106,677	140,732
139,213	111,281	39	3	11,240	60	127,934	111,218
932,049	882,453	933	55	93,863	1,240	837,453	881,157
183,184	155,885	444	20	24,037	127	158,703	155,738
213,150	214,676	307	10	16,343	89	196,500	214,577
290,492	259,528	268	14	20,389	106	269,815	259,408
139,583	121,164	233	7	15,882	54	123,468	121,103
204,026	202,079	368	6	14,042	80	189,616	201,993
3,952	1,513	15	1	617	13	3,320	1,499
51,975	42,993	64	3	6,556	76	45,355	42,913
1,086,362	997,837	1,719	61	97,866	545	986,777	997,231
283,129	272,816	250	13	18,233	308	264,646	272,495
221,129	212,048	122	6	13,366	154	207,641	211,888
312,086	260,614	87	11	35,588	315	276,401	260,288
481,050	417,486	528	21	27,505	417	453,017	417,048
1,298,294	1,162,964	997	51	94,692	1,194	1,202,605	1,161,719
149,257	184,193	215	16	21,523	336	127,520	183,841
139,747	127,473	144	14	19,388	145	120,215	127,314
245,237	206,772	255	13	27,026	215	217,356	206,544
534,241	518,438	614	43	68,536	696	465,091	517,699
4,069,284	3,802,455	4,550	250	388,187	4,170	3,676,547	3,798,035

S 4

This content downloaded from
14.194.219.90 on Fri, 09 Feb 2024 06:46:19 +00:00
All use subject to https://about.jstor.org/terms

TABLE IX.—Education by religion

District.	Total Musalmans.			Total by Education.			
				All ages.			
				Learning.		Literate.	
	Total.	Male.	Female.	Male.	Female	Male.	Female.
1	2	3	4	5	6	7	8
Patna Division.							
Patna	201,086	91,231	*109,855*	3,095	*142*	10,022	*501*
Gaya	226,705	99,857	*126,848*	1,384	*32*	7,699	*228*
Shahabad	148,459	67,197	*81,262*	1,765	*46*	5,538	*183*
Darbhanga	338,667	163,136	*175,531*	1,461	*18*	5,887	*85*
Muzaffarpur	332,873	156,284	*176,589*	1,906	*44*	10,729	*115*
Saran	291,013	130,573	*160,440*	1,282	*78*	5,408	*207*
Champaran	267,319	132,790	*134,529*	531	*12*	3,404	*77*
Total ...	1,806,122	841,068	*965,054*	11,424	*372*	48,687	*1,395*
Bhagalpur Division.							
Bhagalpur	195,591	96,152	*99,439*	996	*28*	4,451	*91*
Monghyr	191,770	88,411	*103,359*	1,439	*22*	5,466	*115*
Purnea	805,267	409,212	*396,055*	5,178	*38*	23,741	*105*
Malda	384,651	184,718	*199,933*	2,922	*44*	7,301	*56*
Santal Parganas	121,086	60,372	*60,714*	1,781	*16*	3,864	*24*
Total ...	1,698,365	838,865	*859,500*	12,316	*148*	44,823	*391*
TOTAL, BIHAR ...	3,504,487	1,679,933	1,824,554	23,740	520	93,510	1,787
Orissa Division.							
Cuttack	52,695	24,649	*28,246*	1,247	*49*	3,243	*160*
Puri	15,597	7,822	*7,775*	159	*1*	730	*10*
Balasor	24,250	12,232	*12,018*	495	*49*	1,759	*80*
Angul	204	130	*74*	1	...	36	*1*
TOTAL, ORISSA ...	92,946	44,833	48,113	1,902	99	5,768	251
Chutia Nagpur Division.							
Hazaribagh	114,773	56,168	*58,605*	1,655	*57*	2,920	*107*
Lohardaga	86,566	43,850	*42,716*	411	*21*	2,199	*138*
Manbhum	53,255	27,658	*25,597*	421	*9*	1,674	*14*
Singhbhum	3,215	1,853	*1,362*	59	*7*	344	*7*
TOTAL, CHUTIA NAGPUR	257,809	129,529	128,280	2,546	94	7,137	266
TOTAL FOR BRITISH TERRITORY	23,432,723	11,759,595	11,673,128	209,341	5,064	651,488	10,710
Feudatory States.							
Kuch Bihar	170,746	89,471	*81,275*	1,910	*64*	5,409	*57*
Orissa Tributary States	6,191	3,367	*2,824*	43	*3*	347	*8*
Chutia Nagpur Tributary States	6,733	3,505	*3,228*	16	...	210	...
TOTAL FOR THE FEUDATORY STATES	183,670	96,343	87,327	1,969	67	5,966	65
British Subjects in French Chandranagar	618	459	*159*	4	...	48	*6*

This content downloaded from
14.194.219.90 on Fri, 09 Feb 2024 06:46:19 +00:00
All use subject to https://about.jstor.org/terms

AND AGE—PART C—MUSALMANS—*continued.*

Illiterate.		AGE-PERIODS.							
		0—14.							
		Total.		Learning.		Literate.		Illiterate.	
Male.	Female.	Male.	Female.	Male.	Female.	Male.	Female.	Male.	Female.
9	10	11	12	13	14	15	16	17	18
78,114	*109,212*	36,862	*37,336*	2,480	*110*	828	*99*	33,494	*37,127*
90,774	*126,588*	44,049	*44,932*	1,031	*25*	620	*29*	42,398	*44,878*
59,894	*81,033*	30,934	*30,316*	1,327	*42*	320	*26*	29,287	*30,248*
155,788	*175,428*	68,440	*65,708*	1,155	*17*	370	*9*	66,915	*65,682*
143,049	*176,430*	68,169	*65,234*	1,239	*29*	918	*63*	66,012	*65,142*
123,883	*160,155*	60,507	*60,316*	1,012	*62*	333	*35*	59,462	*60,219*
128,855	*134,440*	53,384	*51,690*	363	*11*	305	*14*	52,716	*51,665*
780,957	*963,286*	362,585	*355,532*	8,007	*296*	3,694	*275*	350,284	*354,961*
90,705	*99,320*	40,511	*38,543*	785	*23*	323	*14*	39,403	*38,506*
81,506	*103,222*	38,964	*38,698*	1,140	*17*	422	*19*	37,402	*38,662*
330,293	*395,913*	174,966	*161,219*	4,099	*36*	2,001	*39*	168,866	*161,144*
174,495	*199,833*	87,644	*83,561*	2,228	*38*	379	*6*	85,037	*83,517*
54,727	*60,674*	28,661	*27,379*	1,501	*11*	264	*5*	26,896	*27,363*
781,726	*858,961*	370,746	*349,400*	9,753	*125*	3,389	*83*	357,604	*349,193*
1,562,883	1,822,247	733,331	704,932	18,360	421	7,083	358	707,888	704,153
20,159	*28,037*	11,503	*10,739*	1,073	*46*	228	*29*	10,202	*10,664*
6,933	*7,764*	3,176	*3,153*	147	*1*	19	...	3,010	*3,152*
9,978	*11,889*	4,881	*4,447*	410	*21*	81	*17*	4,390	*4,409*
93	*73*	27	*14*	1	...	1	...	25	*14*
37,163	47,763	19,587	18,353	1,631	68	329	46	17,627	18,239
51,593	*58,441*	26,748	*26,189*	1,313	*42*	824	*43*	24,611	*26,105*
41,240	*42,557*	20,509	*18,825*	327	*19*	195	*23*	19,987	*18,791*
25,563	*25,574*	11,971	*11,156*	356	*7*	87	*5*	11,528	*11,144*
1,450	*1,348*	565	*493*	50	*7*	25	...	490	*486*
119,846	127,920	59,793	56,663	2,046	68	1,131	69	56,616	56,526
10,898,786	1,165,354	5,212,535	4,900,824	165,699	4,297	44,310	2,180	5,002,526	4,894,347
83,153	*81,124*	37,387	*34,326*	1,570	*58*	261	*21*	35,536	*34,247*
2,977	*2,813*	1,174	*1,053*	36	*2*	12	...	1,126	*1,050*
3,279	*3,228*	1,309	*1,291*	13	...	11	...	1,275	*1,291*
88,408	87,165	39,960	36,660	1,619	60	284	21	38,057	36,588
407	*153*	40	*27*	3	...	3	*1*	34	*26*

This content downloaded from
14.194.219.90 on Fri, 09 Feb 2024 06:46:19 +00:00
All use subject to https://about.jstor.org/terms

TABLE IX.—EDUCATION BY RELIGION

DISTRICT.	15—24.							
	Total.		Learning.		Literate.		Illiterate.	
	Male.	Female.	Male.	Female.	Male.	Female.	Male.	Female.
	19	20	21	22	23	24	25	26
Patna Division.								
Patna	13,695	*16,867*	483	*24*	2,409	*126*	10,803	*16,717*
Gaya	13,063	*18,227*	266	*4*	1,929	*71*	10,968	*18,152*
Shahabad	9,714	*12,401*	392	*3*	1,351	*63*	7,971	*12,335*
Darbhanga	21,275	*24,768*	279	*1*	1,168	*27*	19,835	*24,740*
Muzaffarpur	21,374	*24,765*	518	*14*	3,039	*14*	17,817	*24,737*
Saran	17,106	*22,273*	250	*7*	1,248	*67*	15,608	*22,199*
Champaran	18,511	*18,712*	120	...	739	*21*	17,652	*18,691*
Total	114,738	*138,013*	2,361	*53*	11,783	*389*	100,654	*137,571*
Bhagalpur Division.								
Bhagalpur	12,998	*14,717*	196	*1*	922	*32*	11,880	*14,684*
Monghyr	11,701	*14,815*	275	*2*	1,162	*27*	10,264	*14,786*
Purnea	56,993	*56,302*	909	*2*	4,889	*29*	51,195	*56,271*
Malda	27,855	*35,189*	571	*6*	1,678	*16*	25,606	*35,167*
Santal Parganas	9,024	*10,214*	221	*1*	1,215	*10*	7,588	*10,203*
Total	118,571	*131,237*	2,172	*12*	9,866	*114*	106,533	*131,111*
TOTAL, BIHAR	233,309	269,250	4,473	65	21,649	503	207,187	268,682
Orissa Division.								
Cuttack	4,215	*4,680*	159	*2*	891	*39*	3,165	*4,639*
Puri	1,311	*1,283*	11	...	156	*6*	1,144	*1,277*
Balasor	2,383	*2,362*	78	*5*	526	*25*	1,779	*2,332*
Angul	29	*17*	...	...	9	...	20	*17*
TOTAL, ORISSA	7,938	8,342	248	7	1,582	70	6,108	8,265
Chutia Nagpur Division.								
Hazaribagh	7,069	*8,476*	260	*10*	486	*36*	6,923	*8,430*
Lohardaga	6,007	*6,416*	67	*8*	508	*34*	5,432	*6,374*
Manbhum	4,323	*4,071*	55	*1*	415	*3*	3,853	*4,067*
Singhbhum	304	*262*	7	...	66	*1*	231	*261*
TOTAL, CHUTIA NAGPUR	18,303	19,225	389	19	1,475	74	16,439	19,132
TOTAL FOR BRITISH TERRITORY	1,686,762	2,045,877	38,051	452	145,825	3,176	1,511,886	2,042,039
Feudatory States.								
Kuch Bihar	13,292	*14,465*	297	*4*	1,214	*35*	11,781	*14,426*
Orissa Tributary States	555	*470*	6	...	76	*4*	473	*472*
Chutia Nagpur Tributary States	487	*527*	2	...	34	...	451	*527*
TOTAL FOR THE FEUDATORY STATES	14,334	15,462	305	4	1,324	39	12,705	15,419
British Subjects in French Chandranagar	54	*21*	...	...	9	...	45	*21*

This content downloaded from
14.194.219.90 on Fri, 09 Feb 2024 06:46:19 +00:00
All use subject to https://about.jstor.org/terms

AND AGE—PART C—MUSALMANS—*concluded.*

AGE PERIODS.

25 AND OVER.							
Total.		Learning.		Literate.		Illiterate.	
Male.	Female.	Male.	Female.	Male.	Female.	Male.	Female.
27	28	29	30	31	32	33	34
40,734	55,652	132	8	6,785	276	33,817	55,368
42,745	63,689	87	3	5,250	128	37,408	63,558
26,549	38,545	46	1	3,867	94	22,636	38,450
73,421	85,055	34	...	4,349	49	69,038	85,006
66,741	86,590	149	1	6,772	38	59,820	86,551
52,660	77,851	20	9	3,827	105	48,813	77,737
60,895	64,127	48	1	2,360	42	58,487	64,084
303,745	471,509	516	23	33,210	732	330,019	470,754
42,643	46,179	15	4	3,206	45	39,422	46,130
37,746	49,846	24	3	3,882	69	33,840	49,774
177,253	178,534	170	...	16,851	37	160,232	178,497
69,219	81,183	123	...	5,244	34	63,852	81,149
22,687	23,121	59	4	2,385	9	20,243	23,108
349,548	378,863	391	11	31,568	194	317,589	378,658
713,293	850,372	907	34	64,778	926	647,608	849,412
8,931	12,827	15	1	2,124	93	6,792	12,734
3,335	3,339	1	...	555	4	2,779	3,335
4,068	5,209	7	33	1,152	36	3,809	5,148
74	43	...	...	26	1	48	42
17,308	21,418	23	24	3,857	135	13,428	21,259
21,751	23,940	62	5	1,610	29	20,059	23,906
17,334	17,475	17	1	1,496	82	15,821	17,392
11,364	10,370	10	1	1,172	6	10,182	10,363
984	607	2	...	253	6	729	601
51,433	52,392	111	7	4,531	123	46,791	52,262
4,851,298	4,726,637	5,591	315	461,333	5,354	4,384,374	4,720,968
38,792	32,484	43	9	3,934	31	34,815	32,451
1,638	1,296	1	1	259	4	1,378	1,291
1,619	1,416	1	...	165	...	1,453	1,416
42,049	35,196	45	5	4,358	35	37,646	35,158
365	111	1	...	36	5	328	106

This content downloaded from
14.194.219.90 on Fri, 09 Feb 2024 06:46:19 +00:00
All use subject to https://about.jstor.org/terms

TABLE IX.—EDUCATION BY RELIGION

DISTRICT.	TOTAL BUDDHISTS.			TOTAL BY EDUCATION.											
				ALL AGES.						0—14.					
	Total.	Male.	Female.	Learning.		Literate.		Illiterate.		Total.		Learning.		Literate.	
				Male.	Female.	Male.	Female.	Male.	Female.	Male.	Female.	Male.	Female.	Male.	Female.
1	2	3	4	5	6	7	8	9	10	11	12	13	14	15	16
Bardwan Division.															
Bardwan	6	6	...	...	...	1	...	5	...	...	...	...	...	...	...
Bankura	...	...	...	...	...	...	...	...	...	...	...	...	...	...	...
Birbhum	5	5	...	...	...	3	...	2	...	...	...	...	...	...	...
Midnapur	22	22	...	...	...	15	...	7	...	...	...	...	...	...	...
Hugli	3	1	2	...	...	...	...	1	2	...	1	...	...	...	...
Howrah	35	33	2	...	...	30	...	3	2	1	...	...	...	...	...
Total ...	71	67	4	...	...	49	...	18	4	1	1	...	...	...	...
Presidency Division.															
24-Parganas	77	73	4	...	...	64	2	9	2	1	2	...	...	1	1
Calcutta	2,199	1,789	410	72	16	901	88	816	306	201	131	39	13	26	14
Nadia	4	4	...	...	...	2	...	2	...	...	...	...	...	...	...
Jessor	1	1	...	...	...	1	...	...	...	...	...	...	...	...	...
Murshidabad	...	...	...	...	...	...	...	...	...	...	...	...	...	...	...
Khulna	2	2	...	...	...	...	...	2	...	1	...	...	...	...	...
Total ...	2,283	1,869	414	72	16	968	90	829	308	203	133	39	13	27	15
Rajshahi Division.															
Dinajpur	1	1	...	...	...	...	...	1	...	...	...	...	...	...	...
Rajshahi	14	14	...	...	...	10	...	4	...	...	...	...	...	...	...
Rangpur	71	71	...	...	...	42	...	29	...	3	...	...	...	...	...
Bogra	...	...	...	...	...	...	...	...	...	...	...	...	...	...	...
Pabna	1	1	...	...	...	1	...	...	...	...	...	...	...	...	...
Darjeeling	40,520	20,610	19,910	341	10	2,030	99	18,239	19,801	8,121	7,839	174	6	174	10
Jalpaiguri	2,509	1,384	1,125	10	...	126	2	1,248	1,123	402	348	3	...	2	...
Total ...	43,116	22,081	21,035	351	10	2,209	101	19,521	20,924	8,526	8,187	177	6	176	10
Dacca Division.															
Dacca	76	75	1	2	...	43	...	30	1	...	...	...	...	...	...
Faridpur	4	3	1	...	...	3	...	...	1	...	...	...	...	...	...
Bakharganj	6,080	3,205	2,875	54	2	1,058	43	2,093	2,830	1,327	1,302	42	1	54	5
Maimansingh	...	...	...	...	...	...	...	...	...	...	...	...	...	...	...
Total ...	6,160	3,283	2,877	56	2	1,104	43	2,123	2,832	1,327	1,302	42	1	54	5
Chittagong Division.															
Chittagong	61,615	28,535	33,080	1,326	29	4,111	162	23,098	32,889	13,606	12,726	1,104	29	231	19
Noakhali	309	191	118	1	...	21	1	169	117	61	50	1	...	...	...
Tippera	1,217	611	606	22	...	43	...	546	606	237	244	20	...	...	...
Total ...	63,141	29,337	33,804	1,349	29	4,175	163	23,813	33,612	13,904	13,020	1,125	29	231	19
TOTAL, BENGAL PROPER ...	114,771	56,637	58,134	1,828	57	8,505	397	46,304	57,680	23,961	22,643	1,383	49	488	49

This content downloaded from
14.194.219.90 on Fri, 09 Feb 2024 06:46:19 +00:00
All use subject to https://about.jstor.org/terms

AND AGE—PART D—BUDDHISTS.

AGE PERIODS.

15—24.										25 AND OVER.							
Illiterate.		Total.		Learning.		Literate.		Illiterate.		Total.		Learning.		Literate.		Illiterate.	
Male.	Female.	Male.	Female.	Male.	Female.	Male.	Female.	Male.	Female.	Male.	Female.	Male.	Female.	Male.	Female.	Male.	Female.
17	18	19	20	21	22	23	24	25	26	27	28	29	30	31	32	33	34
...	...	2	...	...	...	...	...	2	...	4	...	...	...	1	...	3	...
...	...	...	...	...	...	...	...	...	...	...	...	...	...	...	...	...	...
...	...	...	...	...	...	...	...	...	...	5	...	...	...	3	...	2	...
...	...	1	...	...	...	...	...	1	...	21	...	...	...	15	...	6	...
...	1	...	...	...	...	...	...	...	...	1	1	...	...	...	...	1	1
1	...	3	1	...	...	2	...	1	1	29	1	...	...	28	...	1	1
1	1	6	1	...	...	2	...	4	1	60	2	...	...	47	...	13	2
...	1	4	1	...	...	2	...	2	1	68	1	...	...	61	1	7	...
136	104	446	74	26	3	247	29	173	42	1,142	205	7	...	628	45	307	160
...	...	...	...	...	...	...	...	...	...	4	...	...	...	2	...	2	...
...	...	...	...	...	...	...	...	...	...	1	...	...	...	1	...	...	...
...	...	...	...	...	...	...	...	...	...	...	...	...	...	...	...	...	...
1	...	...	...	...	...	...	...	...	...	1	...	...	...	...	...	1	...
137	105	450	75	26	3	249	29	175	43	1,216	206	7	...	692	46	317	160
...	...	...	...	...	...	...	...	...	...	1	...	...	...	...	...	1	...
...	...	...	...	...	...	...	...	...	...	14	...	...	...	10	...	4	...
3	...	9	...	...	...	8	...	1	...	59	...	...	...	34	...	25	...
...	...	...	...	...	...	...	...	...	...	...	...	...	...	...	...	...	...
...	...	...	...	...	...	...	...	...	...	1	...	...	...	1	...	...	...
7,773	7,823	3,940	3,767	88	3	528	30	3,324	3,734	8,549	8,304	79	1	1,328	59	7,142	8,244
397	348	262	236	5	...	25	1	232	235	720	541	2	...	99	1	619	540
8,173	8,171	4,211	4,003	93	3	561	31	3,557	3,969	9,344	8,845	81	1	1,472	60	7,791	8,784
...	...	...	1	2	...	3	...	3	1	67	...	...	...	40	...	27	...
...	...	...	...	...	...	...	...	...	...	3	1	...	...	3	...	...	1
1,231	1,296	520	556	11	1	198	10	311	545	1,358	1,017	1	...	806	28	551	989
...	...	...	...	...	...	...	...	...	...	...	...	...	...	...	...	...	...
1,231	1,296	523	557	13	1	201	10	314	546	1,428	1,018	1	...	849	28	578	990
12,271	12,678	4,540	5,961	214	...	974	46	3,353	5,915	10,389	14,393	8	...	2,906	57	7,475	14,296
60	50	53	23	...	...	10	...	43	23	77	45	...	...	11	1	66	44
217	244	96	131	1	...	8	...	87	131	278	231	1	...	35	...	242	231
12,548	12,972	4,689	6,115	215	...	992	46	3,483	6,069	10,744	14,669	9	...	2,952	98	7,783	14,571
22,090	22,545	9,884	10,751	347	7	2,005	116	7,532	10,628	22,792	24,740	98	1	6,012	232	16,682	24,607

This content downloaded from
14.194.219.90 on Fri, 09 Feb 2024 06:46:19 +00:00
All use subject to https://about.jstor.org/terms

TABLE IX.—EDUCATION BY RELIGION

DISTRICT.	TOTAL BUDDHISTS.			TOTAL BY EDUCATION.											
				ALL AGES.						0—14.					
	Total.	Male.	Female.	Learning.		Literate.		Illiterate.		Total.		Learning.		Literate.	
				Male.	Female.	Male.	Female.	Male.	Female.	Male.	Female.	Male.	Female.	Male.	Female.
1	2	3	4	5	6	7	8	9	10	11	12	13	14	15	16
Patna Division.															
Patna	19	14	5	...	...	5	...	9	5	5	...	...	...	...	...
Gaya	...	...	...	...	...	...	...	...	...	...	...	...	...	...	...
Shahabad	21	21	...	...	...	13	...	8	...	...	...	...	...	...	...
Darbhanga	...	...	...	...	...	...	...	...	...	...	...	...	...	...	...
Muzaffarpur	...	...	...	...	...	...	...	...	...	...	...	...	...	...	...
Saran	4	2	2	1	...	1	...	...	2	1	1	1	...	...	...
Champaran	2	2	...	...	...	1	...	1	...	...	...	...	...	...	...
Total ...	46	39	7	1	...	20	...	18	7	6	1	1	...	...	...
Bhagalpur Division.															
Bhagalpur	25	25	...	...	...	19	...	6	...	...	...	...	...	...	...
Monghyr	4	4	...	...	...	2	...	2	...	...	...	...	...	...	...
Purnea	...	...	...	...	...	...	...	...	...	...	...	...	...	...	...
Malda	...	...	...	...	...	...	...	...	...	...	...	...	...	...	...
Santal Parganas ...	...	...	...	...	...	...	...	...	...	...	...	...	...	...	...
Total ...	29	29	...	...	...	21	...	8	...	...	...	...	...	...	...
TOTAL, BIHAR ...	75	68	7	1	...	41	...	26	7	6	1	1	...	...	...
Orissa Division.															
Cuttack	29	16	13	...	...	...	...	16	13	7	4	...	...	...	...
Puri	97	48	49	...	...	3	...	45	49	15	20	...	...	...	...
Balasor	3	3	...	...	...	1	...	2	...	...	...	...	...	...	...
Angul	2	2	...	...	...	1	...	1	...	1	...	...	...	...	...
TOTAL, ORISSA ...	131	69	62	...	...	5	...	64	62	23	24	...	...	...	...
Chutia Nagpur Division.															
Hazaribagh	9	4	5	...	...	...	...	4	5	1	1	...	...	...	...
Lohardaga	8	5	3	...	...	...	...	5	3	4	1	...	...	...	...
Manbhum	...	...	...	...	...	...	...	...	...	...	...	...	...	...	...
Singhbhum	...	...	...	...	...	...	...	...	...	...	...	...	...	...	...
TOTAL, CHUTIA-NAGPUR ...	17	9	8	...	...	...	...	9	8	5	2	...	...	...	...
TOTAL FOR BRITISH TERRITORY	114,994	56,783	58,211	1,829	57	8,551	397	46,403	57,757	23,995	22,870	1,384	49	468	49
Feudatory States.															
Kuch Bihar	12	11	1	...	...	1	...	10	1	...	...	...	...	...	...
Orissa Tributary States	849	428	421	45	7	218	16	165	398	157	163	25	5	88	4
Chutia Nagpur Tributary States	...	...	...	...	...	...	...	...	...	...	...	...	...	...	...
TOTAL FOR THE FEUDATORY STATES	861	439	422	45	7	219	16	175	399	157	163	25	5	88	4

This content downloaded from
14.194.219.90 on Fri, 09 Feb 2024 06:46:19 +00:00
All use subject to https://about.jstor.org/terms

AND AGE—PART D—BUDDHISTS—*concluded.*

AGE PERIODS.																	
		15—24.								25 AND OVER.							
Illiterate.		Total.		Learning.		Literate.		Illiterate.		Total.		Learning.		Literate.		Illiterate.	
Male.	Female.	Male.	Female.	Male.	Female.	Male.	Female.	Male.	Female.	Male.	Female.	Male.	Female.	Male.	Female.	Male.	Female.
17	18	19	20	21	22	23	24	25	26	27	28	29	30	31	32	33	34
5	...	4	...	...	...	1	...	3	...	5	5	...	...	4	...	1	5
...	...	...	...	...	...	...	...	...	...	...	...	...	...	...	...	...	...
...	...	5	...	...	...	1	...	4	...	16	...	...	...	12	...	4	...
...	...	...	...	...	...	...	...	...	...	...	...	...	...	...	...	...	...
...	...	...	...	...	...	...	...	...	...	...	...	...	...	...	...	...	...
...	1	...	...	...	...	...	...	...	...	1	1	...	...	1	...	...	1
...	...	...	...	...	...	...	...	...	...	2	...	...	...	1	...	1	...
5	1	9	...	...	...	2	...	7	...	24	6	...	...	18	...	6	6
...	...	3	...	...	...	2	...	1	...	22	...	...	...	17	...	5	
...	...	...	...	...	...	...	...	...	...	4	...	...	...	2	...	2	...
...	...	...		...	...	...	...	...	...	...	...	...	...	...	...	...	...
...	...	...	...	...	...	...	...	...	...	...	...	...	...	...	...	...	...
...	...	...	...	...	...	...	...	...	...	...	...	...	...	...	...	...	...
...	...	3	...	...	...	2	...	1	...	26	...	...	...	19	...	7	...
5	1	12	...	...	...	4	...	8	...	50	6	...	...	37	...	13	6
7	4	3	3	...	...	...	...	3	3	6	6	...	...	...	...	6	6
15	20	11	10	...	...	...	...	11	10	22	19	...	...	3	...	19	19
...	...	...	...	...	...	...	...	...	...	3	...	...	...	1	...	2	...
1	...	...	...	...	...	...	...	...	...	1	...	...	...	1	...	...	...
23	24	14	13	...	...	...	...	14	13	32	25	...	...	5	...	27	25
1	1	1	...	...	...	...	...	1	...	2	4	...	...	...	...	2	4
4	1	...	...	...	...	...	...	...	...	1	2	...	...	...	...	1	2
...	...	...	...	...	...	...	...	...	...	...	...	...	...	...	...	...	...
...	...	...	...	...	...	...	...	...	...	...	...	...	...	...	...	...	...
5	2	1	...	...	...	...	...	1	...	3	6	...	...	...	...	3	6
22,123	22,572	9,911	10,764	347	7	2,009	116	17,555	10,641	22,877	24,777	98	1	6,054	232	16,725	2,444
...	...	1	...	...	...	...	...	1	...	10	1	...	...	1	...	9	1
44	154	68	60	20	2	32	3	16	65	203	198	...	...	98	9	105	189
...	...	...	...	...	...	...	...	...	...	...	...	...	...	...	...	...	...
44	154	69	60	20	2	32	3	17	65	213	199	...	...	99	9	114	190

This content downloaded from
14.194.219.90 on Fri, 09 Feb 2024 06:46:19 +00:00
All use subject to https://about.jstor.org/terms

TABLE IX.—EDUCATION BY RELIGION

DISTRICT.	TOTAL JAINS.			TOTAL BY EDUCATION.									
				ALL AGES.									
	Total.	Male.	Female.	Learning.		Literate.		Illiterate.		Total.		Learning.	
				Male.	Female.	Male.	Female.	Male.	Female.	Male.	Female.	Male.	Female.
1	2	3	4	5	6	7	8	9	10	11	12	13	14
Bardwan Division.													
Bardwan	17	9	8	1	...	4	...	4	8	3	2	1	...
Bankura	...	...	...	...	...	...	...	...	...	...	...	...	...
Birbhum	66	46	20	4	1	34	1	8	18	11	7	2	1
Midnapur	9	8	1	...	...	...	...	8	1	2	1	...	...
Hugli	18	10	6	1	...	2	...	7	6	2	2	1	...
Howrah	12	10	2	...	...	8	...	2	2	...	...	...	...
Total ...	120	83	37	6	1	48	1	29	35	18	12	4	1
Presidency Division.													
24-Parganas	15	11	4	2	...	2	...	7	4	3	...	1	...
Calcutta	494	312	182	28	6	197	10	87	166	56	46	22	5
Nadia	139	73	66	1	...	9	...	63	66	30	29	1	...
Jessor	15	9	6	...	...	3	...	6	6	4	2	...	...
Murshidabad	2,257	1,147	1,110	95	9	730	28	322	1,073	130	114	61	4
Khulna	3	3	...	2	...	1	...	...	...	2	...	2	...
Total ...	2,923	1,555	1,368	128	15	942	38	485	1,315	225	191	87	9
Rajshahi Division.													
Dinajpur	103	82	21	...	...	11	...	71	21	24	9	...	...
Rajshahi	32	21	11	...	...	16	...	5	11	6	5	...	...
Rangpur	708	621	87	25	1	464	8	132	78	91	18	22	1
Bogra	66	60	6	5	...	42	...	13	6	11	3	3	...
Pabna	297	267	30	6	...	239	...	22	30	41	13	5	...
Darjeeling	80	74	6	...	1	42	1	32	4	3	2	...	...
Jalpaiguri	158	145	11	8	...	100	...	37	11	15	4	7	...
Total ...	1,442	1,270	172	44	2	914	9	312	161	191	54	37	1
Dacca Division.													
Dacca	13	13	...	...	...	...	...	13	...	...	...	...	...
Faridpur	8	7	1	...	...	6	...	1	1	1	...	...	...
Bakharganj	...	...	...	...	...	...	...	...	...	...	...	...	...
Maimansingh	166	166	...	11	...	101	...	54	...	28	...	9	...
Total ...	187	186	1	11	...	107	...	68	1	29	...	9	...
Chittagong Division.													
Chittagong	...	...	...	...	...	...	...	...	...	...	...	...	...
Noakhali	...	...	...	...	...	...	...	...	...	...	...	...	...
Tippera	10	10	...	...	...	...	...	10	...	1	...	...	...
Total ...	10	10	...	...	...	...	...	10	...	[illegible]	...	...	...
TOTAL, BENGAL PROPER	4,682	3,104	1,573	189	18	2,011	48	904	1,512	464	257	137	11

This content downloaded from
14.194.219.90 on Fri, 09 Feb 2024 06:46:19 +00:00
All use subject to https://about.jstor.org/terms

AND AGE—PART E—JAINS.

AGE PERIODS.																			
0—14.				15—24.								25 AND OVER.							
Literate.		Illiterate.		Total.		Learning.		Literate.		Illiterate.		Total.		Learning.		Literate.		Illiterate.	
Male.	Female.	Male.	Female.	Male.	Female.	Male.	Female.	Male.	Female.	Male.	Female.	Male.	Female.	Male.	Female.	Male.	Female.	Male.	Female.
15	16	17	18	19	20	21	22	23	24	25	26	27	28	29	30	31	32	33	34
...	...	2	2	1	2	...	...	...	...	1	2	5	4	...	...	4	...	1	4
...	...	...	...	...	...	...	...	...	...	...	...	...	...	...	...	...	...	...	...
7	...	2	6	14	5	2	...	10	...	2	5	21	8	...	...	17	1	4	7
...	...	2	1	2	...	...	...	...	...	2	...	4	...	...	...	...	...	4	...
...	...	1	2	2	1	...	...	...	...	2	1	6	3	...	...	2	...	4	3
...	...	...	...	3	...	...	...	3	...	...	...	7	2	...	...	5	...	2	2
7	...	7	11	22	8	2	...	13	...	7	8	43	17	...	...	29	1	15	16
...	...	2	...	2	...	1	...	...	...	1	...	6	4	...	...	2	...	4	4
13	1	22	40	79	49	6	...	61	2	12	47	177	87	...	1	124	7	53	79
1	...	28	29	12	16	...	...	1	...	11	16	31	21	...	...	7	...	24	21
1	...	3	2	...	...	...	...	...	...	...	...	5	4	...	...	2	...	3	4
27	15	43	95	362	293	24	3	183	8	155	282	655	703	10	2	520	5	125	696
...	...	...	...	...	...	...	...	...	...	...	...	1	...	...	...	1	...	...	...
41	16	97	166	455	358	31	3	245	10	179	345	875	819	10	3	659	12	209	804
1	...	23	9	19	7	...	...	3	...	16	7	39	5	...	...	7	...	32	5
4	...	2	5	6	3	...	...	5	...	1	3	9	3	...	...	7	...	2	3
43	...	26	17	199	99	3	...	155	1	41	91	331	47	...	...	266	7	65	40
5	...	3	3	13	2	2	...	10	...	1	2	36	1	...	...	27	...	9	1
27	...	9	13	93	2	1	...	69	...	8	2	133	15	...	...	123	...	10	15
3	...	...	2	27	2	...	1	15	1	12	...	44	2	...	...	24	...	20	2
6	...	2	4	43	3	1	...	30	...	12	3	87	4	...	...	64	...	23	4
89	...	65	53	400	41	7	1	307	2	86	38	679	77	...	...	518	7	161	70
...	...	...	...	8	...	...	...	...	...	8	...	5	...	...	...	...	...	5	...
...	...	1	...	3	...	...	...	3	...	...	...	3	1	...	...	3	...	...	1
...	...	...	...	...	...	...	...	...	...	...	...	...	...	...	...	...	...	...	...
15	...	4	...	43	...	2	...	40	...	1	...	95	...	...	...	46	...	49	...
15	...	5	...	54	...	2	...	43	...	9	...	103	1	...	...	49	...	54	1
...	...	...	...	...	...	...	...	...	...	...	...	...	...	...	...	...	...	...	...
...	...	...	...	...	...	...	...	...	...	...	...	...	...	...	...	...	...	...	...
...	...	1	...	1	...	...	...	...	...	1	...	8	...	...	...	...	...	8	...
...	...	1	...	1	...	...	...	...	...	1	...	8	...	...	...	...	...	8	...
152	16	175	230	932	407	42	4	608	12	282	391	1,708	914	10	3	1,251	20	447	891

T

This content downloaded from
14.194.219.90 on Fri, 09 Feb 2024 06:46:19 +00:00
All use subject to https://about.jstor.org/terms

TABLE IX.—EDUCATION BY RELIGION

DISTRICT.	TOTAL JAINS.			TOTAL BY EDUCATION.									
				ALL AGES.									
	Total.	Male.	Female.	Learning.		Literate.		Illiterate.		Total.		Learning.	
				Male.	Female.	Male.	Female.	Male.	Female.	Male.	Female.	Male.	Female.
1	2	3	4	5	6	7	8	9	10	11	12	13	14
Patna Division.													
Patna	245	123	122	18	...	81	2	24	120	27	32	18	...
Gaya	198	112	86	6	...	54	2	52	84	21	23	5	...
Shahabad	453	195	258	34	1	117	9	44	248	67	52	29	1
Darbhanga	...	...	...	...	...	...	...	...	...	...	...	...	...
Muzaffarpur	...	...	...	...	...	...	...	...	...	...	...	...	...
Saran	68	33	35	5	...	27	...	1	35	7	10	5	...
Champaran	...	...	...	...	...	...	...	...	...	...	...	...	...
Total ...	964	463	501	63	1	279	13	121	487	122	117	57	1
Bhagalpur Division.													
Bhagalpur	378	247	131	10	...	144	1	93	130	56	44	7	...
Monghyr	52	23	29	9	...	11	...	3	29	9	11	6	...
Purnea	249	222	27	3	...	179	...	40	27	37	7	3	...
Malda	4	4	...	...	...	1	...	3	...	1	...	...	...
Santal Parganas	63	38	25	...	...	17	1	21	24	12	19	...	...
Total ...	746	534	212	22	...	352	2	160	210	115	74	16	...
TOTAL, BIHAR ...	1,710	997	713	85	1	631	15	281	697	237	191	73	1
Orissa Division.													
Cuttack	56	24	32	...	...	9	...	15	32	9	7	...	...
Puri	1	1	...	...	...	1	...	...	...	...	...	...	...
Balasor	...	...	...	...	...	...	...	...	...	...	...	...	...
Angul	...	...	...	...	...	...	...	...	...	...	...	...	...
TOTAL, ORISSA ...	57	25	32	...	...	10	...	15	32	9	7	...	...
Chutia Nagpur Division.													
Hazaribagh	591	338	255	14	...	213	2	109	253	72	63	14	...
Lohardaga	...	...	...	...	...	...	...	...	...	...	...	...	...
Manbhum	2	2	...	...	...	1	...	1	...	...	...	...	...
Singhbhum	...	...	...	...	...	...	...	...	...	...	...	...	...
TOTAL, CHUTIA NAGPUR	593	338	255	14	...	214	2	110	253	72	63	14	...
TOTAL FOR BRITISH TERRITORY	7,042	4,464	2,578	288	19	2,866	65	1,310	2,494	782	518	224	12
Feudatory States.													
Kuch Bihar	226	213	13	20	...	81	2	112	11	40	5	14	...
Orissa Tributary States	2	2	...	...	...	...	...	2	...	...	...	...	...
Chutia Nagpur Tributary States	...	...	...	...	...	...	...	...	...	...	...	...	...
TOTAL FOR THE FEUDATORY STATES	228	215	13	20	...	81	2	114	11	40	5	14	...

This content downloaded from
14.194.219.90 on Fri, 09 Feb 2024 06:46:19 +00:00
All use subject to https://about.jstor.org/terms

AND AGE—PART E—JAINS—*concluded.*

AGE PERIODS.																			
0—14.				15—24.								25 AND OVER.							
Literate.		Illiterate.		Total.		Learning.		Literate.		Illiterate.		Total.		Learning.		Literate.		Illiterate.	
Male.	Female.	Male.	Female.	Male.	Female.	Male.	Female.	Male.	Female.	Male.	Female.	Male.	Female.	Male.	Female.	Male.	Female.	Male.	Female.
15	16	17	18	19	20	21	22	23	24	25	26	27	28	29	30	31	32	33	34
8	1	1	31	23	26	...	...	14	...	9	26	73	64	...	...	59	1	14	63
4	...	12	23	23	20	1	...	9	...	13	20	68	43	...	...	41	2	27	41
12	1	26	5	26	45	5	...	21	2	...	43	102	161	...	...	84	6	18	155
...	...	...	...	...	...	...	...	...	...	...	...	...	...	...	...	...	...	...	...
...	...	...	...	...	...	...	...	...	...	...	...	...	...	...	...	...	...	...	...
1	...	1	10	9	9	...	...	9	...	...	9	17	16	...	...	17	...	...	16
...	...	...	...	...	...	...	...	...	...	...	...	...	...	...	...	...	...	...	...
25	2	40	114	81	100	6	...	53	2	22	98	160	284	...	...	201	9	59	275
15	...	34	44	63	21	1	...	38	...	24	21	128	66	2	...	91	1	35	65
...	...	3	11	6	6	3	...	3	...	...	6	8	12	...	...	8	...	...	12
17	...	17	7	67	11	...	...	56	...	11	11	118	9	...	...	106	...	12	9
...	...	1	...	2	...	...	...	1	...	1	...	1	...	...	...	...	...	1	...
2	1	10	11	6	5	...	...	4	...	2	5	20	8	...	...	11	...	9	8
34	1	65	73	144	43	4	...	102	...	38	43	275	95	2	...	216	1	57	94
59	3	105	187	225	143	10	...	155	2	60	141	535	379	2	...	417	10	116	369
...	...	9	7	5	5	...	...	1	...	4	5	10	20	...	...	8	...	2	20
...	...	...	...	...	...	...	...	...	...	...	...	1	...	...	...	1	...	...	...
...	...	...	...	...	...	...	...	...	...	...	...	...	...	...	...	...	...	...	...
...	...	...	...	...	...	...	...	...	...	...	...	...	...	...	...	...	...	...	...
...	...	9	7	5	5	...	...	1	...	4	5	11	20	...	...	9	...	2	20
16	...	42	63	55	52	...	...	45	...	10	52	209	140	...	...	152	2	57	138
...	...	...	...	...	...	...	...	...	...	...	...	...	...	...	...	...	...	...	...
...	...	...	...	1	...	...	...	1	...	...	...	1	...	...	...	...	...	1	...
...	...	...	...	...	...	...	...	...	...	...	...	...	...	...	...	...	...	...	...
16	...	42	63	56	52	...	...	46	...	10	52	210	140	...	...	152	2	58	138
227	19	331	487	1,218	607	52	4	810	14	356	589	2,464	1,453	12	3	1,829	32	623	1,418
22	...	4	5	76	1	5	...	12	...	59	1	97	7	1	...	47	2	49	5
...	...	...	...	1	...	...	...	...	...	1	...	1	...	...	...	...	...	1	...
...	...	...	...	...	...	...	...	...	...	...	...	...	...	...	...	...	...	...	...
22	...	4	5	77	1	5	...	12	...	60	1	98	7	1	...	47	2	50	5

This content downloaded from
14.194.219.90 on Fri, 09 Feb 2024 06:46:19 +00:00
All use subject to https://about.jstor.org/terms

TABLE IX.—EDUCATION BY RELIGION

DISTRICT.	TOTAL CHRISTIANS.			TOTAL BY EDUCATION			
				ALL AGES.			
	Total.	Male.	Female.	Learning.		Literature.	
				Male.	Female.	Male.	Female.
1	2	3	4	5	6	7	8
Bardwan Division.							
Bardwan	1,408	739	*669*	94	*130*	507	*373*
Bankura	132	66	*66*	22	*25*	34	*20*
Birbhum	522	281	*241*	16	*12*	86	*49*
Midnapur	1,545	786	*759*	105	*85*	195	*194*
Hugli	633	370	*263*	109	*26*	189	*153*
Howrah	2,072	1,109	*963*	129	*97*	766	*609*
Total ...	6,312	3,351	*2,961*	475	*375*	1,777	*1,321*
Presidency Division.							
24-Parganas	12,982	7,517	*5,465*	495	*348*	2,616	*853*
Calcutta	28,997	16,066	*12,931*	2,150	*2,103*	10,181	*7,025*
Nadia	7,297	3,810	*3,487*	259	*336*	550	*420*
Jessor	840	434	*406*	70	*60*	113	*67*
Murshidabad	540	270	*270*	15	*16*	89	*62*
Khulna	963	538	*425*	40	*8*	147	*63*
Total ...	51,619	28,635	*22,984*	3,029	*2,871*	13,696	*8,490*
Rajshahi Division.							
Dinajpur	511	261	*250*	7	*13*	60	*23*
Rajshahi	105	57	*48*	9	*10*	31	*25*
Rangpur	343	190	*153*	42	*23*	97	*83*
Bogra	15	11	*4*	...	...	9	*3*
Pabna	162	102	*60*	1	*8*	86	*35*
Darjeeling	1,502	874	*628*	89	*53*	492	*186*
Jalpaiguri	357	259	*98*	6	*10*	179	*43*
Total ...	2,995	1,754	*1,241*	154	*117*	954	*398*
Dacca Division.							
Dacca	10,476	4,900	*5,576*	213	*119*	445	*172*
Faridpur	3,539	1,803	*1,736*	84	*44*	282	*119*
Bakharganj	4,859	2,396	*2,963*	131	*70*	350	*121*
Maimansingh	211	108	*103*	20	*19*	56	*26*
Total ...	18,885	9,207	*9,678*	448	*261*	1,133	*438*
Chittagong Division.							
Chittagong	1,191	661	*530*	73	*58*	187	*110*
Noakhali	641	336	*305*	17	*1*	66	*11*
Tippera	182	106	*76*	21	*7*	46	*26*
Total ...	2,014	1,103	*911*	110	*66*	299	*147*
TOTAL, BENGAL PROPER ...	81,825	44,050	*37,775*	4,216	*3,690*	17,859	*10,794*

This content downloaded from
14.194.219.90 on Fri, 09 Feb 2024 06:46:19 +00:00
All use subject to https://about.jstor.org/terms

AND AGE—PART F—CHRISTIANS.

AGE PERIODS.									
		0—14.							
Illiterate.		Total.		Learning.		Literate.		Illiterate.	
Male.	Female.	Male.	Female.	Male.	Female.	Male.	Female.	Male.	Female.
9	10	11	12	13	14	15	16	17	18
133	166	254	266	91	121	78	74	85	71
10	21	24	34	16	20	2	5	6	9
179	180	110	85	13	12	4	3	93	70
486	550	370	393	83	76	19	10	268	237
72	84	123	73	80	26	11	8	31	39
314	264	322	313	110	85	79	90	133	138
1,099	1,265	1,203	1,094	393	340	193	190	616	564
4,406	4,264	2,625	2,349	455	323	149	141	2,021	1,885
3,735	3,803	4,424	4,380	1,651	1,654	772	750	2,001	1,976
3,001	2,731	1,786	1,495	216	307	64	43	1,506	1,145
251	279	173	177	63	60	10	6	100	111
166	199	92	100	13	10	3	11	76	79
351	354	241	199	33	8	17	8	191	183
11,910	11,623	9,341	8,700	2,431	2,362	1,015	959	5,895	5,379
194	214	100	115	6	11	10	4	94	100
17	13	24	18	9	10	2	2	13	6
51	47	80	61	40	22	6	7	34	32
2	1	1	1	...	...	...	1	1	...
15	17	13	17	1	4	11	1	1	12
293	389	277	217	59	40	69	48	149	129
74	45	28	26	3	7	3	11	23	8
646	726	523	455	118	94	101	74	304	287
4,242	5,235	2,467	2,473	160	116	27	32	2,280	2,325
1,437	1,573	826	771	75	36	29	15	722	720
1,915	2,063	1,069	975	109	71	35	14	925	890
32	58	34	33	13	10	5	2	17	21
7,626	8,979	4,396	4,252	356	233	96	63	3,944	3,956
402	362	208	190	65	52	9	8	134	130
253	293	128	146	13	1	...	...	115	145
39	43	36	22	18	7	2	...	16	15
694	698	372	358	96	60	11	8	265	290
21,975	23,291	15,834	14,859	3,384	3,089	1,416	1,294	11,024	10,476

T 3

This content downloaded from
14.194.219.90 on Fri, 09 Feb 2024 06:46:19 +00:00
All use subject to https://about.jstor.org/terms

TABLE IX.—EDUCATION BY RELIGION

DISTRICT.	15—24.							
	Total.		Learning.		Literate.		Illiterate.	
	Male.	Female.	Male.	Female.	Male.	Female.	Male.	Female.
	19	20	21	22	23	24	25	26
Bardwan Division.								
Bardwan	121	143	2	9	108	122	11	12
Bankura	13	7	6	3	5	4	2	...
Birbhum	46	47	3	...	28	17	15	30
Midnapur	123	136	18	8	62	36	43	92
Hugli	74	47	27	...	41	31	6	16
Howrah	206	213	16	11	174	173	16	29
Total ...	583	593	72	31	418	383	93	179
Presidency Division.								
24-Parganas	1,943	1,002	25	20	731	246	1,187	736
Calcutta	3,327	2,815	480	412	2,527	2,101	370	303
Nadia	530	600	41	11	107	124	382	465
Jessor	63	84	5	...	26	16	32	68
Murshidabad	29	44	2	3	15	14	12	27
Khulna	84	86	2	...	28	15	54	71
Total ...	5,976	4,631	505	446	3,434	2,516	2,037	1,669
Rajshahi Division.								
Dinajpur	32	41	1	2	11	10	20	29
Rajshahi	6	9	...	...	4	7	2	2
Rangpur	28	37	2	1	26	34	...	2
Bogra	1	...	...	...	1	...	...	...
Pabna	10	14	...	...	10	12	...	2
Darjeeling	215	159	30	9	138	55	47	88
Jalpaiguri	53	21	1	...	43	11	9	10
Total ...	345	274	34	12	233	129	78	133
Dacca Division.								
Dacca	714	1,019	51	3	104	53	559	956
Faridpur	251	316	9	5	70	41	172	270
Bakharganj	359	418	22	5	84	37	253	376
Maimansingh	29	27	6	9	18	5	5	13
Total ...	1,353	1,773	88	22	276	136	989	1,615
Chittagong Division.								
Chittagong	124	104	7	2	42	55	75	47
Noakhali	60	50	4	...	23	1	33	49
Tippera	17	14	3	...	12	9	2	5
Total ...	201	168	14	2	77	65	110	101
TOTAL, BENGAL PROPER ...	8,458	7,439	713	613	4,438	3,229	3,307	3,697

This content downloaded from
14.194.219.90 on Fri, 09 Feb 2024 06:46:19 +00:00
All use subject to https://about.jstor.org/terms

AND AGE—PART F—CHRISTIANS—*continued.*

AGE PERIODS.

25 AND OVER.							
Total.		Learning.		Literate.		Illiterate.	
Male.	Female.	Male.	Female.	Male.	Female.	Male.	Female.
27	28	29	30	31	33	33	34
364	260	1	...	321	177	42	83
29	25	...	2	27	11	2	12
125	109	...	...	54	29	71	80
293	300	4	1	114	78	175	221
174	143	2	...	137	114	35	29
581	437	3	1	513	339	65	97
1,566	1,274	10	4	1,166	748	390	522
2,949	2,114	15	5	1,736	466	1,198	1,643
6,315	5,736	69	37	6,882	4,174	1,364	1,525
1,494	1,392	2	18	379	253	1,113	1,121
198	145	2	...	77	45	119	100
149	126	...	3	71	37	78	86
213	140	5	...	102	40	106	100
13,318	9,653	93	63	9,247	5,013	3,978	4,575
129	94	...	...	39	9	0	85
27	21	...	...	25	16	2	5
82	55	...	...	65	42	17	13
9	3	...	...	8	2	1	1
79	29	...	4	65	22	14	3
382	259	...	4	285	83	97	172
178	51	2	3	133	21	43	27
886	512	2	11	620	193	264	306
1,719	2,091	2	...	314	87	1,403	2,004
726	649	...	3	183	63	543	583
968	870	...	3	231	70	737	797
45	43	2	...	33	19	10	24
3,459	3,653	4	6	761	239	2,693	3,408
329	236	...	4	136	47	193	185
148	109	...	...	43	10	105	99
53	40	...	...	32	17	21	23
530	385	...	4	211	74	319	307
19,758	15,477	109	88	12,005	6,271	7,644	9,118

T 4

This content downloaded from
14.194.219.90 on Fri, 09 Feb 2024 06:46:19 +00:00
All use subject to https://about.jstor.org/terms

TABLE IX.—EDUCATION BY RELIGION

DISTRICT.	TOTAL CHRISTIANS.			TOTAL BY EDUCATION.			
				ALL AGES.			
	Total.	Male.	Female.	Learning.		Literate.	
				Male.	Female.	Male.	Female.
1	2	3	4	5	6	7	8
Patna Division.							
Patna	2,833	1,738	*1,095*	263	*142*	655	*604*
Gaya	174	78	*96*	2	*4*	48	*36*
Shahabad	277	150	*127*	20	*7*	119	*99*
Darbhanga	380	222	*158*	15	*21*	175	*106*
Muzaffarpur	371	206	*165*	16	*2*	146	*92*
Saran	278	173	*105*	14	*6*	123	*62*
Champaran	2,100	968	*1,132*	91	*7*	230	*115*
Total	6,413	3,535	*2,878*	421	*189*	1,496	*1,114*
Bhagalpur Division.							
Bhagalpur	536	300	*236*	67	*30*	133	*96*
Monghyr	1,324	723	*601*	104	*82*	470	*336*
Purnea	387	210	*177*	33	*10*	104	*110*
Malda	72	42	*30*	2	*3*	17	*9*
Santal Parganas	5,943	2,979	*2,964*	55	*19*	93	*31*
Total	8,262	4,254	*4,008*	261	*144*	819	*582*
TOTAL, BIHAR	14,675	7,789	6,886	682	333	2,315	1,696
Orissa Division.							
Cuttack	2,723	1,339	*1,384*	260	*191*	558	*628*
Puri	840	392	*448*	63	*68*	150	*135*
Balasor	1,075	549	*526*	158	*153*	208	*156*
Angul	19	15	*4*	3	...	6	*3*
TOTAL, ORISSA	4,657	2,295	2,362	493	412	922	922
Chutia Nagpur Division.							
Hazaribagh	889	449	*440*	74	*68*	165	*142*
Lohardaga	82,389	41,019	*41,350*	1,028	*351*	2,084	*447*
Manbhum	1,532	783	*749*	104	*78*	192	*94*
Singhbhum	4,864	2,491	*2,373*	138	*107*	309	*152*
TOTAL, CHUTIA NAGPUR	89,654	44,742	44,912	1,344	604	2,750	835
TOTAL FOR BRITISH TERRITORY	190,811	98,876	91,935	6,735	5,039	23,846	14,247
Feudatory States.							
Kuch Bihar	291	158	*133*	11	*9*	64	*29*
Orissa Tributuary States	703	366	*337*	10	*7*	93	*93*
Chutia Nagpur Tributary States	528	260	*268*	3	...	24	*6*
TOTAL FOR THE FEUDATORY STATES	1,522	784	738	24	16	181	128
British subjects in French Chandernagar	152	8	*94*	9	*13*	35	*50*

This content downloaded from
14.194.219.90 on Fri, 09 Feb 2024 06:46:19 +00:00
All use subject to https://about.jstor.org/terms

AND AGE—PART F—CHRISTIANS—*continued.*

		AGE PERIODS.							
		0–14.							
Illiterate.		Total.		Learning.		Literate.		Illiterate.	
Male.	Female.	Male.	Female.	Male.	Female.	Male.	Female.	Male.	Female.
9	10	11	12	13	14	15	16	17	18
820	*349*	374	*420*	158	*83*	123	*91*	93	*246*
28	*56*	17	*37*	2	*4*	2	*1*	13	*33*
11	*21*	49	*41*	15	*7*	23	*13*	11	*21*
32	*31*	51	*53*	15	*21*	10	*9*	26	*23*
44	*71*	78	*49*	1	*2*	44	*37*	23	*10*
36	*37*	33	*30*	14	*6*	1	*4*	20	*20*
647	*1,010*	480	*474*	86	*7*	17	*49*	377	*418*
1,618	*1,575*	1,084	*1,104*	301	*130*	220	*204*	563	*770*
109	*110*	130	*72*	57	*22*	28	*21*	45	*29*
149	*183*	220	*224*	69	*79*	46	*40*	105	*105*
73	*57*	69	*54*	23	*9*	4	*10*	42	*35*
23	*18*	13	*13*	2	*3*	1	*2*	10	*8*
2,829	*2,914*	1,373	*1,480*	30	*6*	43	*8*	1,300	*1,466*
3,174	*3,282*	1,805	*1,843*	181	*119*	123	*81*	1,502	*1,643*
4,792	4,857	2,889	2,947	482	249	342	285	2,065	2,413
512	*565*	603	*620*	230	*180*	67	*115*	368	*325*
179	*245*	187	*223*	54	*69*	26	*17*	107	*144*
183	*217*	250	*235*	143	*134*	7	*5*	100	*96*
6	*1*	6	*1*	3	...	...	...	3	*1*
880	1,028	1,108	1,079	430	378	100	137	578	566
210	*230*	185	*173*	64	*57*	8	*19*	113	*97*
37,907	*40,552*	21,230	*20,645*	728	*320*	291	*80*	20,216	*20,245*
487	*577*	340	*329*	88	*75*	27	*22*	225	*232*
2,044	*2,114*	1,228	*1,109*	121	*96*	28	*18*	1,079	*995*
40,648	43,473	22,983	22,256	996	548	354	139	21,633	21,569
68,295	72,649	42,814	41,141	5,302	4,262	2,212	1,855	35,300	35,024
83	*93*	63	*57*	11	*9*	4	*1*	48	*47*
263	*237*	156	*130*	9	*7*	29	*20*	118	*103*
233	*262*	137	*144*	...	...	3	*2*	134	*142*
579	594	356	331	20	16	36	23	300	292
14	*31*	23	*31*	9	*13*	5	*10*	8	*8*

This content downloaded from
14.194.219.90 on Fri, 09 Feb 2024 06:46:19 +00:00
All use subject to https://about.jstor.org/terms

TABLE IX.—EDUCATION BY RELIGION

DISTRICT.	15—24.							
	Total.		Learning.		Literate.		Illiterate.	
	Male.	Female.	Male.	Female.	Male.	Female.	Male.	Female.
	19	20	21	22	23	24	25	26
Patna Division.								
Patna	635	235	83	22	254	110	288	103
Gaya	9	10	...	6	9	5	...	5
Shahabad	25	25	4	...	21	25	...	...
Darbhanga	43	37	...	...	40	36	3	1
Muzaffarpur	34	38	2	...	27	22	5	16
Saran	33	21	...	...	33	14	...	7
Champaran	151	206	4	...	53	21	94	185
Total ...	920	572	93	22	437	233	390	317
Bhagalpur Division.								
Bhagalpur	175	112	35	3	135	96	5	13
Monghyr	61	47	6	6	20	20	15	21
Purnea	23	50	6	1	13	47	4	2
Malda	9	4	...	...	5	3	4	1
Santal Parganas	550	529	15	7	22	9	513	513
Total ...	798	742	62	17	195	175	541	550
TOTAL, BIHAR ...	1,718	1,314	155	39	632	408	931	867
Orissa Division.								
Cuttack	221	226	39	11	134	160	48	55
Puri	50	57	9	6	34	42	7	9
Balasor	79	88	15	16	39	46	25	26
Angul	2	1	...	...	2	1	...	...
TOTAL, ORISSA ...	352	372	63	33	209	249	80	90
Chutia Nagpur Division.								
Hazaribagh	85	97	10	9	46	53	29	35
Lohardaga	5,810	5,986	236	91	510	178	5,064	5,787
Manbhum	114	106	16	3	50	26	48	77
Singhbhum	370	412	9	9	87	66	274	337
TOTAL, CHUTIA NAGPUR ...	6,379	6,601	271	42	693	323	5,415	6,236
TOTAL FOR BRITISH TERRITORY	16,907	15,726	1,202	627	5,972	4,209	9,733	10,890
Feudatory States.								
Kuch Bihar	23	28	...	...	13	13	10	15
Orissa Tributary States	75	65	1	...	21	16	53	49
Chutia Nagpur Tributary States ...	35	28	1	...	5	1	29	27
TOTAL FOR THE FEUDATORY STATES	133	121	2	...	39	30	92	91
British subjects in French Chandranagar	11	21	...	...	10	16	1	5

This content downloaded from
14.194.219.90 on Fri, 09 Feb 2024 06:46:19 +00:00
All use subject to https://about.jstor.org/terms

AND AGE—PART F—CHRISTIANS—*concluded.*

AGE PERIODS.

25 AND OVER.							
Total.		Learning.		Literate.		Illiterate.	
Male.	Female.	Male.	Female.	Male.	Female.	Male.	Female.
27	28	29	30	31	32	33	34
739	440	22	37	278	403	439	...
52	49	...	...	37	30	15	19
76	61	1	...	75	61	...	...
126	68	...	...	123	61	3	7
94	78	3	...	78	33	16	45
105	54	...	...	89	44	16	10
337	459	1	...	160	45	176	407
1,531	1,209	27	37	839	677	665	488
328	265	...	...	289	200	39	65
129	117	4	2	85	55	40	60
118	73	4	...	87	53	27	20
20	13	...	...	11	4	9	9
1,056	955	10	6	30	14	1,016	935
1,651	1,423	18	8	502	336	1,131	1,089
3,182	2,625	45	45	1,341	1,003	1,796	1,577
453	538	...	...	357	353	96	185
155	168	...	...	90	76	65	92
220	203	...	3	162	105	58	95
7	2	...	...	4	2	3	...
835	911	...	3	613	536	222	372
179	170	...	2	111	70	68	98
13,979	14,719	69	10	1,283	189	12,627	14,520
329	314	...	...	115	46	214	268
893	852	8	2	194	68	691	782
15,380	16,055	77	14	1,703	373	13,600	15,668
39,155	35,068	231	150	15,662	8,183	23,262	26,735
73	48	...	...	47	15	25	33
135	142	...	...	43	57	92	85
88	96	2	...	16	3	70	93
295	286	2	...	106	75	187	211
	42	...	...	20	24	5	18

This content downloaded from
14.194.219.90 on Fri, 09 Feb 2024 06:46:19 +00:00
All use subject to https://about.jstor.org/terms

TABLE IX.—EDUCATION BY RELIGION

DISTRICT.	TOTAL ANIMISTIC.			TOTAL BY EDUCATION.			
				ALL AGES.			
				Learning.		Literate.	
	Total.	Male.	Female.	Male.	Female.	Male.	Female.
1	2	3	4	5	6	7	8
Bardwan Division.							
Bardwan	5,459	2,741	*2,718*	...	...	7	...
Bankura	103,747	51,170	*52,577*	263	4	378	*3*
Birbhum	34,289	17,230	*17,059*	61	...	72	...
Midnapur	136,929	67,458	*69,471*	186	*21*	334	*2*
Hugli	2,053	1,388	*665*	...	...	2	...
Howrah	194	161	*33*	...	...	1	...
Total ...	282,671	140,148	*142,523*	510	*25*	794	*5*
Presidency Division.							
24-Parganas	308	166	*142*	32	*1*	28	*4*
Calcutta	...	...	...	...	...	...	...
Nadia	...	...	...	...	...	...	...
Jessor	108	54	*54*	...	...	...	...
Murshidabad	9,304	4,668	*4,636*	14	*1*	21	*1*
Khulna	...	...	...	...	...	...	...
Total ...	9,720	4,888	*4,832*	46	*2*	49	*5*
Rajshahi Division.							
Dinajpur	10,694	5,597	*5,097*	1	...	16	...
Rajshahi	298	174	*124*	...	...	2	...
Rangpur	437	219	*218*	...	...	...	...
Bogra	2,000	1,008	*992*	...	...	3	...
Pabna	...	...	...	...	...	...	...
Darjeeling	...	...	...	...	...	...	...
Jalpaiguri	6,295	3,301	*2,994*	8	...	76	*2*
Total ...	19,724	10,299	*9,425*	9	...	9	*2*
Dacca Division.							
Dacca	401	213	*188*	...	...	3	...
Faridpur	...	...	...	...	...	...	...
Bakharganj	...	...	...	...	...	...	...
Maimansingh	29,609	15,070	*14,539*	20	*1*	63	*6*
Total ...	30,010	15,283	*14,727*	20	*1*	65	*6*
Chittagong Division.							
Chittagong	161	88	*73*	2	...	2	...
Noakhali	...	...	...	...	...	...	...
Tippera	...	...	...	...	...	...	...
Total ...	161	88	*73*	2	...	2	...
TOTAL, BENGAL PROPER	342,286	170,706	171,580	587	28	1,007	18

This content downloaded from
14.194.219.90 on Fri, 09 Feb 2024 06:46:19 +00:00
All use subject to https://about.jstor.org/terms

AND AGE—PART G—THE ANIMISTIC.

AGE PERIODS.									
0—14.									
Illiterate.		Total.		Learning.		Literate.		Illiterate.	
Male.	Female.	Male.	Female.	Male.	Female.	Male.	Female.	Male.	Female.
9	10	11	12	13	14	15	16	17	18
2,734	2,718	1,216	1,271	...	...	...	...	1,216	1,271
50,529	52,570	24,946	24,187	212	4	37	1	24,697	24,182
17,097	17,059	7,961	8,101	48	...	1	...	7,912	8,101
66,938	69,448	32,236	31,573	147	20	43	...	32,046	31,553
1,386	665	201	206	...	...	...	...	201	206
160	33	11	11	...	...	1	...	10	11
138,844	142,493	66,571	65,349	407	24	82	1	66,082	65,324
100	137	75	73	19	...	...	...	56	73
...	...	...	...	...	...	...	...	...	...
...	...	...	...	...	...	...	...	...	...
54	54	28	24	...	...	...	...	28	24
4,633	4,634	2,228	2,229	10	1	2	...	2,216	2,228
...	...	...	...	...	...	...	...	...	...
4,793	4,825	2,331	2,326	29	1	2	...	2,300	2,325
5,580	5,097	2,404	2,421	1	...	5	...	2,398	2,421
173	124	50	56	...	...	...	...	50	56
219	218	101	85	...	...	...	...	101	85
1,005	993	483	524	...	...	...	...	483	524
...	...	...	...	...	...	...	...	...	...
...	...	...	...	...	...	...	...	...	...
3,217	2,992	1,130	1,146	5	...	38	...	1,087	1,146
10,193	9,423	4,168	4,232	6	...	43	...	4,119	4,232
211	188	107	102	...	...	...	...	107	102
...	...	...	...	...	...	...	...	...	...
...	...	...	...	...	...	...	...	...	...
14,987	14,532	7,138	6,890	13	1	8	3	7,117	6,886
15,198	14,720	7,245	6,992	13	1	8	3	7,224	6,988
84	73	37	37	...	...	...	...	35	37
...	...	...	...	...	...	...	...	...	...
...	...	...	...	...	...	...	...	...	...
84	73	37	37	2	...	...	...	35	37
169,112	171,534	80,352	78,936	457	26	135	4	79,760	78,906

This content downloaded from
14.194.219.90 on Fri, 09 Feb 2024 06:46:19 +00:00
All use subject to https://about.jstor.org/terms

TABLE IX.—Education by religion

District.	15—24.					
	Total.		Learning.		Literate.	
	Male.	Female.	Male.	Female.	Male.	Female.
	19	20	21	22	23	24
Bardwan Division.						
Bardwan	331	391	...	...	...	...
Bankura	7,233	8,656	33	...	95	1
Birbhum	2,402	2,690	11	...	23	...
Midnapur	10,271	11,983	28	1	69	...
Hugli	231	164	...	...	...	...
Howrah	13	4	...	...	...	...
Total	20,471	23,818	72	1	187	1
Presidency Division.						
24-Parganas	11	20	1	1	5	...
Calcutta	...	...	...	...	...	...
Nadia	...	...	...	...	...	...
Jessor	4	12	...	...	...	...
Murshidabad	590	755	2	...	10	1
Khulna	...	...	...	...	...	...
Total	605	787	3	1	15	1
Rajshahi Division.						
Dinajpur	689	843	...	...	2	...
Rajshahi	19	17	...	...	...	...
Rangpur	30	51	...	...	...	...
Bogra	112	149	...	...	...	...
Pabna	...	...	...	...	...	...
Darjeeling	...	...	...	...	...	...
Jalpaiguri	501	540	3	...	16	2
Total	1,351	1,593	3	...	18	2
Dacca Division.						
Dacca	30	26	...	...	...	...
Faridpur	...	...	...	...	...	...
Bakharganj	...	...	...	...	...	...
Maimansingh	1,808	2,867	4	...	14	3
Total	1,838	2,893	4	...	14	3
Chittagong Division.						
Chittagong	11	10	...	...	1	...
Noakhali	...	...	...	...	...	...
Tippera	...	...	...	...	...	...
Total	11	10	...	...	1	...
TOTAL, BENGAL PROPER	24,276	27,101	81	2	235	6

This content downloaded from
14.194.219.90 on Fri, 09 Feb 2024 06:46:19 +00:00
All use subject to https://about.jstor.org/terms

AND AGE—PART G—THE ANIMISTIC—*continued.*

AGE PERIODS.

25 AND OVER.

Illiterate.		Total.		Learning.		Literate.		Illiterate.	
Male.	Female.	Male.	Female.	Male.	Female.	Male.	Female.	Male.	Female.
25	26	27	28	29	30	31	32	33	34
331	391	1,194	1,126	...	...	7	...	1,187	1,126
7,103	8,655	16,991	19,734	18	...	246	1	16,727	19,733
2,368	2,690	6,867	6,268	2	...	48	...	6,817	6,268
10,174	11,982	24,951	25,915	11	...	222	2	24,718	25,913
221	164	906	295	...	...	2	...	904	295
13	4	137	18	...	...	...	...	137	18
20,212	23,816	53,106	53,356	31	...	525	3	53,550	53,353
5	19	80	49	12	...	25	2	45	45
...	...	...	...	...	...	...	...	...	...
...	...	...	...	...	...	...	...	...	...
4	12	22	18	...	...	...	...	22	18
578	754	1,830	1,652	2	...	9	...	1,839	1,652
...	...	...	...	...	...	...	...	...	...
587	785	1,932	1,719	14	...	32	2	1,906	1,715
687	843	2,504	1,833	...	...	9	...	2,495	1,833
19	17	105	51	...	...	2	...	103	51
30	51	88	82	...	...	...	...	88	82
112	149	413	326	...	...	3	...	410	326
...	...	...	...	...	...	...	...	...	...
...	...	...	...	...	...	...	...	...	...
483	538	1,670	1,308	1	...	22	...	1,647	1,308
1,331	1,591	4,780	3,600	1	...	36	...	4,743	3,600
30	26	76	60	...	...	2	...	74	60
...	...	...	...	...	...	...	...	...	...
...	...	...	...	...	...	...	...	...	...
1,790	2,865	6,124	4,782	3	...	41	1	6,080	4,781
1,820	2,891	6,200	4,842	3	...	43	1	6,154	4,841
10	10	40	26	...	...	1	...	39	26
...	...	...	...	...	...	...	...	...	...
...	...	...	...	...	...	...	...	...	...
10	10	40	26	...	...	1	...	39	26
23,960	29,093	66,078	63,543	49	...	637	8	65,392	63,535

This content downloaded from
14.194.219.90 on Fri, 09 Feb 2024 06:46:19 +00:00
All use subject to https://about.jstor.org/terms

TABLE IX.—EDUCATION BY RELIGION

DISTRICT.	TOTAL ANIMISTIC.			TOTAL BY EDUCATION.			
				ALL AGES.			
	Total.	Male.	Female.	Learning.		Literate.	
				Male.	Female.	Male.	Female.
1	2	3	4	5	6	7	8
Patna Division.							
Patna	...	...	...	...	...	...	...
Gaya	...	...	...	...	...	...	...
Shahabad	...	...	...	...	...	...	...
Darbhanga	...	...	...	...	...	...	...
Muzaffarpur	...	...	...	...	...	...	...
Saran	...	...	...	...	...	...	...
Champaran	...	...	...	...	...	...	...
Total ...	...	...	...	...	...	...	...
Bhagalpur Division.							
Bhagalpur	24,740	12,271	*12,469*	2	...	15	*1*
Monghyr	3,706	1,840	*1,866*	6	...	10	...
Purnea	2	...	*2*	...	...	...	...
Malda	21,034	10,842	*10,192*	6	...	20	...
Santal Parganas	726,284	362,089	*364,195*	359	*12*	348	*10*
Total ...	775,766	387,042	*388,724*	373	*12*	393	*11*
TOTAL, BIHAR ...	775,766	387,042	388,724	373	12	393	11
Orissa Division.							
Cuttack	...	...	...	...	...	...	...
Puri	...	...	...	...	...	...	...
Balasor	...	...	...	...	...	...	...
Angul	332	176	*156*	...	...	...	...
TOTAL, ORISSA ...	332	176	156	...	...	...	...
Chutia Nagpur Division.							
Hazaribagh	87,866	43,593	*44,273*	199	*55*	140	*1*
Lohardaga	615,328	294,622	*320,706*	589	*15*	1,934	*87*
Manbhum	166,029	82,517	*83,512*	209	*8*	366	*1*
Singhbhum	306 410	151,115	*155,295*	1,380	*49*	1,433	*41*
TOTAL, CHUTIA NAGPUR	1,175,633	571,847	603,786	2,467	127	3,873	130
TOTAL FOR BRITISH TERRITORY	2,294,017	1,129,771	1,164,246	3,427	167	5,273	159
Feudatory States.							
Kuch Bihar	1,011	530	*481*	2	...	6	...
Orissa Tributary States	155,294	77,376	*77,918*	98	...	461	*1*
Chutia Nagpur Tributary States	302,250	152,678	*149,572*	15	*1*	239	*5*
TOTAL FOR THE FEUDATORY STATES	458,555	230,584	227 971	115	1	706	6

This content downloaded from
14.194.219.90 on Fri, 09 Feb 2024 06:46:19 +00:00
All use subject to https://about.jstor.org/terms

AND AGE—PART G—THE ANIMISTIC—*continued.*

AGE PERIODS.									
0—14.									
Illiterate.		Total.		Learning.		Literate.		Illiterate.	
Male.	Female.	Male.	Female.	Male.	Female.	Male.	Female.	Male.	Female.
9	10	11	12	13	14	15	16	17	18
...	...	...	...	...	...	...	...	...	...
...	...	...	...	...	...	...	...	...	...
...	...	...	...	...	...	...	...	...	...
...	...	...	...	...	...	...	...	...	...
...	...	...	...	...	...	...	...	...	...
...	...	...	...	...	...	...	...	...	...
...	...	...	...	...	...	...	...	...	...
...	...	...	...	...	...	...	...	...	...
12,254	*12,468*	5,686	*6,118*	2	...	...	*1*	5,684	*6,117*
1,524	*1,866*	976	*892*	6	...	2	...	968	*892*
...	*2*	...	...	...	...	...	...	...	...
10,616	*10,192*	5,091	*5,174*	1	...	3	...	5,077	*5,174*
361,382	*364,173*	181,310	*177,792*	146	*10*	158	*3*	181,006	*177,779*
386,276	*388,701*	193,253	*189,976*	155	*10*	163	*4*	192,935	*189,962*
386,276	388,701	193,253	189,976	155	10	163	4	192,935	189,962
...	...	...	...	...	...	...	...	...	...
...	...	...	...	...	...	...	...	...	...
...	...	...	...	...	...	...	...	...	...
176	*156*	88	*58*	...	...	...	...	88	*58*
176	156	88	58	...	...	...	...	88	58
43,254	*44,217*	21,170	*21,225*	151	*44*	25	...	20,994	*21,181*
292,099	*320,604*	154,462	*148,561*	458	*10*	200	*12*	153,824	*148,539*
81,852	*83,503*	40,485	*40,247*	241	*8*	22	...	40,222	*40,239*
148,302	*155,305*	70,526	*68,474*	1,014	*44*	256	*15*	69,256	*68,415*
565,507	603,629	286,663	278,507	1,864	106	503	27	284,296	278,374
1,121,071	1,163,920	560,356	547,477	2,476	142	801	35	557,079	547,300
522	*481*	226	*261*	...	...	...	...	226	*261*
76,817	*77,917*	36,309	*34,593*	69	...	25	...	36,215	*34,593*
152,424	*149,566*	75,263	*70,450*	4	...	12	...	75,246	*70,450*
229,763	227,964	111,797	105,304	73	...	37	...	111,687	105,304

U

This content downloaded from
14.194.219.90 on Fri, 09 Feb 2024 06:46:19 +00:00
All use subject to https://about.jstor.org/terms

TABLE IX.—EDUCATION BY RELIGION

DISTRICT.	15—24.					
	Total.		Learning.		Literate.	
	Male.	Female.	Male.	Female.	Male.	Female.
	19	20	21	22	23	24
Patna Division.						
Patna	...	...	...	...	...	...
Gaya	...	...	...	...	...	...
Shahabad	...	...	...	...	...	...
Darbhanga	...	...	...	...	...	...
Muzaffarpur	...	...	...	...	...	...
Saran	...	...	...	...	...	...
Champaran	...	...	...	...	...	...
Total ...	...	...	...	...	...	...
Bhagalpur Division.						
Bhagalpur	1,613	*1,993*	...	...	4	...
Monghyr	209	*224*	...	...	5	...
Purnea	...	*2*	...	...	...	...
Malda	1,310	*1,469*	4	...	5	...
Santal Parganas	57,313	*62,450*	108	*1*	108	*2*
Total ...	60,645	*66,137*	112	*1*	122	*2*
TOTAL, BIHAR ...	60,645	66,137	112	1	122	2
Orissa Division.						
Cuttack	...	...	...	...	...	...
Puri	...	...	...	...	...	...
Balasor	...	...	...	...	...	...
Angul	23	*47*	...	...	...	...
TOTAL, ORISSA ...	23	47	...	...	...	...
Chutia Nagpur Division.						
Hazaribagh	6,076	*6,466*	36	*11*	33	...
Lohardaga	36,985	*46,988*	84	...	365	*26*
Manbhum	11,756	*12,256*	49	...	77	...
Singhbhum	24,165	*27,655*	264	*3*	454	*20*
TOTAL, CHUTIA NAGPUR	78,982	92,665	433	14	929	46
TOTAL FOR BRITISH TERRITORY	163,926	187,950	626	17	1,266	54
Feudatory States.						
Kuch Bihar	68	*64*	2	...	...	...
Orissa Tributary States	1,578	*13,044*	21	...	61	...
Chutia Nagpur Tributary States	119,927	*22,275*	6	*1*	44	*3*
TOTAL FOR THE FEUDATORY STATES	31,573	35,383	29	1	105	3

This content downloaded from
14.194.219.90 on Fri, 09 Feb 2024 06:46:19 +00:00
All use subject to https://about.jstor.org/terms

AND AGE—PART G—THE ANIMISTIC—*concluded.*

AGE PERIODS.									
		25 AND OVER.							
Illiterate.		Total.		Learning.		Literate.		Illiterate.	
Male.	Female.	Male.	Female.	Male.	Female.	Male.	Female.	Male.	Female.
25	26	27	28	29	30	31	32	33	34
...	...	...	...	...	...	...	...	...	...
...	...	...	...	...	...	...	...	...	...
...	...	...	...	...	...	...	...	...	...
...	...	...	...	...	...	...	...	...	...
...	...	...	...	...	...	...	...	...	...
...	...	...	...	...	...	...	...	...	...
...	...	...	...	...	...	...	...	...	...
...	...	...	...	...	...	...	...	...	...
1,809	*1,992*	4,572	*4,359*	...	...	11	...	4,561	*4,359*
294	*234*	655	*750*	...	...	3	...	652	*750*
...	*2*	...	...	...	...	...	...	...	...
1,301	*1,469*	4,451	*3,549*	1	...	12	...	4,438	*3,549*
57,097	*62,447*	123,466	*123,953*	105	*1*	82	*5*	123,279	*123,947*
60,411	*66,134*	133,144	*132,611*	106	*1*	108	*5*	132,930	*132,605*
60,411	66,134	133,144	132,611	106	1	108	5	132,930	132,605
...	...	...	...	...	...	...	...	...	...
...	...	...	...	...	...	...	...	...	...
...	...	...	...	...	...	...	...	...	...
23	*47*	65	*51*	...	...	...	...	65	*51*
23	47	65	51	...	...	...	...	65	51
6,007	*6,455*	16,347	*16,582*	12	...	82	*1*	16,253	*16,581*
36,536	*46,262*	103,155	*125,857*	47	*5*	1,369	*49*	101,739	*125,803*
11,630	*12,256*	30,276	*31,009*	9	...	267	*1*	30,000	*31,008*
23,447	*27,632*	56,424	*59,166*	102	*2*	723	*6*	55,599	*59,158*
77,620	92,605	206,202	232,614	170	7	2,441	57	203,591	232,550
162,014	187,879	405,489	428,819	325	8	3,186	70	401,978	428,741
66	*64*	236	*156*	...	...	6	...	230	*156*
11,496	*13,044*	29,489	*30,281*	8	...	375	*1*	29,106	*30,280*
19,877	*22,271*	57,489	*56,847*	5	...	183	*2*	57,301	*56,845*
31,439	35,379	87,214	87,284	13	...	564	3	86,637	87,281

This content downloaded from
14.194.219.90 on Fri, 09 Feb 2024 06:46:19 +00:00
All use subject to https://about.jstor.org/terms

TABLE IX.—EDUCATION BY RELIGION

DISTRICT.	TOTAL, MINOR RELIGIONS.			TOTAL BY EDUCATION.									
				ALL AGES.									
				Learning.		Literate.		Illiterate.		Total.		Learning.	
	Total.	Male.	Female.	Male.	Female.	Male.	Female.	Male.	Female.	Male.	Female.	Male.	Female.
1	2	3	4	5	6	7	8	9	10	11	12	13	14
Bardwan Division.													
Bardwan	2	2	...	...	...	2	...	...	...	...	...	...	...
Midnapur	66	30	36	5	...	7	1	18	35	15	16	4	...
Hugli	1	1	...	...	...	1	...	...	...	...	...	...	...
Howrah	15	6	9	...	...	6	7	...	2	...	1	...	...
Total ...	84	39	45	5	...	16	8	18	37	15	17	4	...
Presidency Division.													
24-Parganas	32	29	3	...	...	15	1	14	2	3	1	...	...
Calcutta	1,852	1,075	777	86	53	595	240	404	484	304	261	64	48
Nadia	1	1	...	...	...	1	...	...	...	...	...	...	...
Khulna	8	4	4	...	2	3	1	1	1	1	3	...	2
Total ...	1,893	1,109	784	86	55	604	249	419	487	308	265	64	50
Rajshahi Division.													
Rajshahi	1	1	...	...	...	...	...	1	...	...	...	...	...
Bogra	1	...	1	...	...	...	1	...	...	...	...	...	...
Darjeeling	30	30	...	...	...	15	...	15	...	...	...	...	...
Total ...	32	31	1	...	...	15	1	16	...	...	...	...	...
Dacca Division.													
Dacca	3	2	1	...	...	2	...	...	1	...	...	...	...
Total ...	3	2	1	...	...	2	...	...	1	...	...	...	...
TOTAL, BENGAL PROPER	2,012	1,181	831	91	55	637	251	453	525	323	282	68	50
Patna Division.													
Patna	12	...	12	...	...	...	...	...	12	...	4	...	...
Muzaffarpur	4	4	...	...	...	1	...	3	...	...	...	...	...
Saran	1	1	...	...	...	1	...	...	...	...	...	...	...
Total ...	17	5	12	...	...	2	...	3	12	...	4	...	...
Bhagalpur Division.													
Bhagalpur	17	6	11	...	...	1	...	5	11	1	4	...	...
Purnea	4	2	2	...	...	2	...	...	2	1	1	...	...
Malda	5	4	1	...	...	...	...	4	1	...	...	...	...
Total ...	26	12	14	...	...	3	...	9	14	2	5	...	...
TOTAL, BIHAR ...	43	17	26	...	...	5	...	12	26	2	9	...	...
TOTAL FOR BRITISH TERRITORY	2,055	1,198	857	91	55	642	251	465	551	325	291	68	50
Feudatory States.													
Kuch Bihar	20	17	3	...	...	4	...	13	3	2	2	...	...
Orissa Tributary States	1	1	...	...	...	...	...	1	...	...	...	...	...
TOTAL FOR THE FEUDATORY STATES ...	21	18	3	...	...	4	...	14	3	2	2	...	...

This content downloaded from
14.194.219.90 on Fri, 09 Feb 2024 06:46:19 +00:00
All use subject to https://about.jstor.org/terms

AND AGE—PART H—MINOR RELIGIONS.

AGE PERIODS.																			
0–14.				15–24.								25 AND OVER.							
Literate.		Illiterate.		Total.		Learning.		Literate.		Illiterate.		Total.		Learning.		Literate.		Illiterate.	
Male.	Female.	Male.	Female.	Male.	Female.	Male.	Female.	Male.	Female.	Male.	Female.	Male.	Female.	Male.	Female.	Male.	Female.	Male.	Female.
15	16	17	18	19	20	21	22	23	24	25	26	27	28	29	30	31	32	33	34
...	...	...	...	1	...	...	...	1	...	...	...	1	...	...	...	1	...	...	...
...	...	11	16	2	4	1	...	...	1	1	3	13	16	...	...	7	...	6	16
...	...	...	...	...	...	...	...	...	...	...	...	1	...	...	...	1	...	...	...
...	1	...	...	2	2	...	...	2	1	...	1	4	6	...	...	4	5	...	1
...	1	11	16	5	6	1	...	3	2	1	4	19	22	...	...	13	5	6	17
...	...	3	1	3	2	...	...	3	1	...	1	23	...	...	...	12	...	11	...
48	42	192	171	226	164	21	3	128	88	77	73	545	352	1	2	409	110	135	240
...	...	...	...	...	...	...	...	...	...	...	...	1	...	...	...	1	...	...	...
...	...	1	1	...	...	...	...	...	...	...	...	3	1	...	...	3	1	...	...
48	42	196	173	229	166	21	3	131	89	77	74	572	353	1	2	425	111	146	240
...	...	...	...	...	...	...	...	...	...	...	...	1	...	...	...	...	...	1	...
...	...	...	...	...	1	...	...	...	1	...	...	...	...	...	...	...	...	...	...
...	...	...	...	17	...	...	...	9	...	8	...	13	...	...	...	6	...	7	...
...	...	...	...	17	1	...	...	9	1	8	...	14	...	...	...	6	...	8	...
...	...	...	...	1	...	...	...	1	...	...	...	1	1	...	...	1	...	...	1
...	...	...	...	1	...	...	...	1	...	...	...	1	1	...	...	1	...	...	1
48	43	207	189	252	173	22	3	144	92	86	78	606	376	1	2	445	116	160	258
...	...	...	4	...	1	...	...	...	...	...	1	...	7	...	...	...	...	...	7
...	...	...	...	2	...	...	...	...	...	2	...	2	...	...	...	1	...	1	...
...	...	...	...	...	...	...	...	...	...	...	...	1	...	...	...	1	...	...	...
...	...	...	4	2	1	...	...	...	...	2	1	3	7	...	...	2	...	1	7
1	...	...	4	1	1	...	...	...	...	1	1	4	6	...	...	...	...	4	6
1	...	...	1	...	...	...	...	...	...	...	...	1	1	...	...	1	...	...	1
...	...	...	...	3	...	...	...	...	...	3	...	1	1	...	...	...	...	1	1
2	...	...	5	4	1	...	...	...	...	4	1	6	8	...	...	1	...	5	8
2	...	...	9	6	2	...	...	...	...	6	2	9	15	...	...	3	...	6	15
50	43	207	198	258	175	22	3	144	92	92	80	615	391	1	2	448	116	166	273
...	...	2	9	4	1	...	...	3	...	2	1	11	...	...	...	2	...	9	...
...	...	...	...	1	...	...	...	...	...	1	...	...	...	...	...	...	...	...	...
...	...	2	2	5	1	...	...	2	...	3	1	11	...	...	...	2	...	9	...

U 3

This content downloaded from
14.194.219.90 on Fri, 09 Feb 2024 06:46:19 +00:00
All use subject to https://about.jstor.org/terms

TABLE IX.—Education by religion

District.	Total Unspecified.			Total by Education.									
				All ages.								0–14.	
	Total.	Male.	Female.	Learning.		Literate.		Illiterate.		Total.		Learning.	
				Male.	Female.	Male.	Female.	Male.	Female.	Male.	Female.	Male.	Female.
1	2	3	4	5	6	7	8	9	10	11	12	13	14
Bardwan Division.													
Bardwan	19	12	7	...	...	...	...	12	7	2	3	...	...
Bankura	88	43	45	...	...	...	...	43	45	20	23	...	...
Howrah	24	10	14	...	...	3	...	7	14	2	9	...	...
Total ...	131	65	66	...	...	3	...	62	66	24	35	...	...
Rajshahi Division.													
Dinajpur	1,446	783	663	...	...	7	...	776	663	270	331	...	...
Rajshahi	9	9	...	...	...	...	...	9	...	1	...	...	...
Rangpur	219	120	99	...	...	...	...	120	99	44	40	...	...
Total ...	1,674	912	762	...	...	7	...	905	762	315	371	...	...
Dacca Division.													
Dacca	65	33	32	...	...	1	...	32	32	11	10	...	...
Maimansingh	8	3	5	...	...	...	...	3	5	1	...	...	...
Total ...	73	36	37	...	...	1	...	35	37	12	10	...	...
TOTAL, BENGAL PROPER	1,878	1,013	865	...	...	11	...	1,002	865	351	416	...	...
Patna Division.													
Darbhanga	600	275	325	1	1	20	7	254	317	99	89	1	...
Muzaffarpur	291	143	148	23	8	53	25	67	115	51	44	19	8
Total ...	891	418	473	24	9	73	32	321	432	150	126	20	8
Bhagalpur Division.													
Purnea	11	5	6	...	...	...	...	5	6	...	1	...	...
Total ..	11	5	6	...	...	...	...	5	6	...	1	...	...
TOTAL, BIHAR ...	902	423	479	24	9	73	32	326	438	150	127	20	8
Orissa Division.													
Cuttack	12	7	5	...	...	...	...	7	5	3	2	...	...
Puri	945	465	480	...	1	1	7	464	472	273	292	...	1
TOTAL, ORISSA ...	957	472	485	...	1	1	7	471	477	276	294	...	1
TOTAL FOR BRITISH TERRITORY	3,737	1,908	1,829	24	10	85	39	1,799	1,780	777	837	20	9
Feudatory States.													
Orissa Tributary States	1,855	913	942	...	...	2	...	911	942	433	463	...	...
TOTAL FOR THE FEUDATORY STATES ...	1,855	913	942	...	...	2	...	911	942	433	463	...	...

This content downloaded from
14.194.219.90 on Fri, 09 Feb 2024 06:46:19 +00:00
All use subject to https://about.jstor.org/terms

AND AGE—PART I—RELIGION UNSPECIFIED.

AGE PERIODS.																			
				15—24.								25 AND OVER.							
Literate.		Illiterate.		Total.		Learning.		Literate.		Illiterate.		Total.		Learning.		Literate.		Illiterate.	
Male.	Female.	Male.	Female.	Male.	Female.	Male.	Female.	Male.	Female.	Male.	Female.	Male.	Female.	Male.	Female.	Male.	Female.	Male.	Female.
15	16	17	18	19	20	21	22	23	24	25	26	27	28	29	30	31	32	33	34
...	...	2	3	3	...	...	...	...	...	3	...	7	4	...	...	...	...	7	4
...	...	20	23	3	5	...	...	...	...	3	5	20	17	...	...	...	...	20	17
...	...	2	9	...	1	...	...	...	...	...	1	8	4	...	...	3	...	5	4
...	...	24	35	6	6	...	...	...	...	6	6	35	25	...	...	3	...	32	25
...	...	270	331	68	94	...	...	...	...	68	94	445	238	...	...	7	...	438	238
...	...	1	...	1	...	...	...	...	...	1	...	7	...	...	...	...	...	7	...
...	...	44	40	16	24	...	...	...	...	16	24	60	35	...	...	...	...	60	35
...	...	315	371	85	118	...	...	...	...	85	118	512	273	...	...	7	...	505	273
...	...	11	10	6	5	...	...	1	...	5	5	16	17	...	...	...	...	16	17
...	...	1	...	...	3	...	...	...	...	...	3	2	2	...	...	...	...	2	2
...	...	12	10	6	8	...	...	1	...	5	8	18	19	...	...	...	...	18	19
...	...	351	416	97	132	...	...	1	...	96	132	565	317	...	...	10	...	555	317
3	...	95	82	28	38	...	1	4	4	24	33	148	205	...	...	13	3	135	209
23	1	9	35	18	30	4	...	10	3	4	27	74	74	...	...	20	21	54	53
26	1	104	117	46	68	4	1	14	7	28	60	223	279	...	...	33	24	189	255
...	...	...	1	...	...	...	...	...	...	...	...	5	5	...	...	...	...	5	5
...	...	...	1	...	...	...	...	...	...	...	...	5	5	...	...	...	...	5	5
26	1	104	118	46	68	4	1	14	7	28	60	227	284	...	...	33	24	194	260
...	...	3	3	...	...	...	...	...	...	...	...	4	3	...	...	...	...	4	3
...	...	273	291	47	41	...	...	...	...	47	41	145	147	...	...	1	7	144	140
...	...	276	293	47	41	...	...	...	...	47	41	149	150	...	...	1	7	148	143
26	1	731	827	190	241	4	1	15	7	171	233	941	751	...	...	44	31	897	720
...	...	433	463	123	147	...	...	...	...	123	147	357	332	...	...	2	...	355	332
...	...	433	463	123	147	...	...	...	...	123	147	357	332	...	...	2	...	355	332

This content downloaded from
14.194.219.90 on Fri, 09 Feb 2024 06:46:19 +00:00
All use subject to https://about.jstor.org/terms

This content downloaded from
14.194.219.90 on Fri, 09 Feb 2024 06:46:19 +00:00
All use subject to https://about.jstor.org/terms

TABLE X.

Parent Tongue.

This content downloaded from
14.194.219.90 on Fri, 09 Feb 2024 06:46:19 +00:00
All use subject to https://about.jstor.org/terms

TABLE X.—Parent tongue—

Languages.	Provincial Total.			Bardwan Division.		
	Total.	Male.	Female.	Total.	Male.	Female.
I.—LANGUAGES OF INDIA AND ADJACENT COUNTRIES.						
A.—Aryan.						
(i).—Bengali	37,898,102	18,985,764	18,912,338	6,589,155	3,227,156	3,361,999
(ii).—Hindi	25,985,028	12,860,232	13,124,796	221,007	135,755	85,252
(iii).—Uria	4,605,626	2,283,478	2,322,148	579,426	294,589	284,837
(iv).—Marwari	6,591	4,034	2,557	30	15	15
(v).—Punjabi	2,537	2,004	533	29	26	3
(vi).—Gujrati	1,576	1,283	293	119	114	5
(vii).—Marathi	755	438	317	17	16	1
(viii).—Assamese	516	297	219	17	9	8
(ix).—Kashmiri	188	132	56	3	3	...
(x).—Nepali-Hindi	157,855	86,040	71,806	128	59	69
(xi).—Kachhi	1,191	724	467	...	...	...
(xii).—Sindhi	2	2	...	...	...	
B.—Dravidian.						
(i).—Uraon	362,603	173,534	189,269	237	235	2
(ii).—Mal-Paharia	66,212	33,015	33,197	...	...	...
(iii).—Telugu	12,602	6,655	5,947	672	375	297
(iv).—Tamil	5,322	3,351	1,971	202	108	94
(v).—Gond	843	505	338	30	30	...
(vi).—Malayalam	106	78	28	...	...	...
(vii).—Kandh	46,647	23,504	23,143	...	...	...
(viii).—Kanarese	29	29	...	...	...	...
C.—Kolarian.						
(i).—Santali	1,360,220	670,897	689,323	283,549	134,160	149,383
(ii).—Mundari	493,453	244,575	248,878	3,110	1,385	1,725
(iii).—Korwa	79,954	39,200	40,754	4,180	2,483	1,697
(iv).—Bhumij	680	340	340	...	...	...
(v).—Juang	67	28	39	...	...	...
D.—Tibeto-Burman.						
(a).—Himalayan.						
(i).—Mech	21,578	11,356	10,222	...	...	...
(ii).—Lepcha	9,946	4,799	5,147	...	...	...
(iii).—Bhutani	8,026	4,704	3,322	...	...	...
(iv).—Kochh	4,493	2,557	1,936	...	...	...
(v).—Tibetan	1,526	864	662	...	...	...
(b).—Eastern Frontier.						
(i).—Garo	24,262	12,207	12,055	2	2	...
(ii).—Tippera	2,888	1,651	1,237	...	...	...
(iii).—Manipuri	859	586	273	3	1	2
(iv).—Naga	30	30	...	...	...	...
(v).—Khyen	21	21	...	...	...	...
(vi).—Kuki	3	3	...	...	...	...
(c).—Burmese.						
Burmese	593	529	64	20	20	...
Arakanese	22,270	10,910	11,360	26	24	2
Karem	1	1	...	...	...	...
E.—Khasi	2	2	...	...	...	...
F.—Shan	20	16	4	...	...	...
TOTAL, LANGUAGES OF INDIA AND ADJACENT COUNTRIES	71,185,221	35,470,184	35,715,037	7,681,962	3,799,571	3,886,391

This content downloaded from
14.194.219.90 on Fri, 09 Feb 2024 06:46:19 +00:00
All use subject to https://about.jstor.org/terms

Provincial and Divisional totals.

Presidency Division.			Rajshahi Division.			Dacca Division.		
Total.	Male.	Female.	Total.	Male.	Female.	Total.	Male.	Female.
7,954,917	4,024,816	3,930,101	7,560,586	3,827,779	3,732,807	9,708,447	4,884,163	4,824,284
462,249	228,231	164,018	182,551	134,510	48,041	100,795	83,588	17,207
48,211	39,942	8,269	3,225	2,122	1,103	1,394	1,242	152
12	9	3	622	542	80	58	51	7
567	530	37	1,183	872	311	17	11	6
1,063	867	196	8	7	1	4	3	1
243	148	95	...	...	...	...	...	...
55	41	14	390	209	181	29	13	16
39	36	3	1	1	...	3	3	...
72	71	1	150,952	82,414	68,538	3	3	...
9	8	1	87	41	46	1,095	675	420
...	...	...	...	...	...	...	...	...
...	...	...	15,152	8,074	7,078	...	...	...
440	286	154	...	...	...	...	...	...
449	293	156	41	38	3	52	46	6
4,195	2,794	1,401	117	31	86	4	3	1
...	...	...	21	21	...	...	...	...
28	10	18	...	...	...	...	...	...
...	...	...	...	...	...	...	...	...
29	29	...	...	...	...	...	...	...
26,271	13,242	13,029	43,991	23,688	20,303	126	76	50
657	375	282	11,143	5,707	5,436	18	14	4
84	74	10	790	422	368	...	...	...
...	...	...	...	...	...	...	...	...
...	...	...	57	19	38	10	9	1
...	...	...	21,578	11,356	10,222	...	...	...
...	...	...	9,946	4,799	5,147	...	...	...
7	3	4	8,019	4,701	3,318	...	...	...
...	...	...	2	2	...	4,491	2,555	1,936
...	...	...	1,528	864	662	...	...	...
...	...	...	4,367	2,181	2,186	19,893	10,024	9,869
...	...	...	...	...	...	327	162	165
152	80	72	...	...	...	485	283	182
...	...	...	30	30	...	...	...	...
21	21	...	...	...	...	...	...	...
2	2	...	...	...	...	...	...	...
516	456	60	24	24	...	2	2	...
4	4	...	76	68	8	5,745	3,005	2,740
1	1	...	...	...	...	...	...	...
2	2	...	...	...	...	...	...	...
19	15	4	...	...	...	...	...	...
8,500,314	4,382,366	4,117,928	8,016,485	4,110,522	3,905,963	9,842,978	4,985,931	4,857,047

This content downloaded from
14.194.219.90 on Fri, 09 Feb 2024 06:46:19 +00:00
All use subject to https://about.jstor.org/terms

TABLE X.—PARENT TONGUE—

LANGUAGES.	CHITTAGONG DIVISION.			PATNA DIVISION.		
	Total.	Male.	Female.	Total.	Male.	Female.
I.—LANGUAGES OF INDIA AND ADJACENT COUNTRIES.						
A.—Aryan.						
(i).—Bengali	4,053,604	2,019,367	2,034,237	8,141	4,934	3,207
(ii).—Hindi	9,005	6,844	2,161	15,790,571	7,635,645	8,154,926
(iii).—Uria	172	163	9	48	36	12
(iv).—Marwari	120	120	...	2,716	1,482	1,234
(v).—Punjabi	6	6	...	504	386	118
(vi).—Gujrati	16	16	...	141	80	61
(vii).—Marathi	2	1	1	201	97	104
(viii).—Assamese	...	...	...	...	...	...
(ix).—Kashmiri	...	...	...	113	63	50
(x).—Nepali-Hindi	3	3	...	4,400	2,293	2,107
(xi).—Kachhi	...	...	...	...	...	...
(xii).—Sindhi	...	...	...	...	...	...
B.—Dravidian.						
(i).—Uraon	...	...	...	...	...	...
(ii).—Mal-Paharia	...	...	...	...	...	...
(iii).—Telugu	163	87	76	75	52	23
(iv).—Tamil	18	16	2	41	32	9
(v).—Gond	...	...	...	...	...	...
(vi).—Malayalam	2	2	...	...	...	...
(vii).—Kandh	...	...	...	...	...	...
(viii).—Kanarese	...	...	...	...	...	...
C.—Kolarian.						
(i).—Santali	141	80	61	225	132	93
(ii).—Mundari	...	...	...	267	134	133
(iii).—Korwa	...	...	...	...	...	...
(iv).—Bhumij	...	...	...	...	...	...
(v).—Juang	...	...	...	...	...	...
D.—Tibeto-Burman.						
(a).—Himalayan.						
(i).—Mech	...	...	...	...	...	...
(ii).—Lepcha	...	...	...	...	...	...
(iii).—Bhutani	...	...	...	...	...	...
(iv).—Kochh	...	...	...	...	...	...
(v).—Tibetan	...	...	...	...	...	...
(b).—Eastern Frontier.						
(i).—Garo	...	...	...	...	...	...
(ii).—Tippera	2,561	1,489	1,072	...	...	...
(iii).—Manipuri	36	19	17	...	...	...
(iv).—Naga	...	...	...	...	...	...
(v).—Khyen	...	...	...	...	...	...
(vi).—Kuki	1	1	...	...	...	...
(c).—Burmese.						
Burmese	17	14	3	2	1	1
Arakanese	18,417	7,807	8,610	2	2	...
Karem	...	...	...	...	...	...
E.—Khasi	...	...	...	...	...	...
F.—Shan	1	1	...	...	...	...
TOTAL, LANGUAGES OF INDIA AND ADJACENT COUNTRIES...	4,082,285	2,036,036	2,046,249	15,807,447	7,645,389	8,162,078

This content downloaded from
14.194.219.90 on Fri, 09 Feb 2024 06:46:19 +00:00
All use subject to https://about.jstor.org/terms

Divisional Totals—*continued.*

Bhagalpur Division.			Orissa Division.			Chutia Nagpur Division.		
Total.	Male.	Female.	Total.	Male.	Female.	Total.	Male.	Female.
941,600	460,856	*480,744*	35,448	17,498	*17,950*	1,046,204	519,195	*527,009*
6,830,708	3,392,423	*3,438,285*	97,497	48,593	*48,904*	2,290,645	1,124,643	*1,166,002*
499	365	*134*	3,853,076	1,885,166	*1,967,910*	119,575	59,853	*59,722*
2,955	1,765	*1,190*	3	2	*1*	75	48	*27*
201	147	*54*	...	...	...	30	26	*4*
11	10	*1*	176	157	*19*	38	29	*9*
118	64	*54*	127	68	*59*	47	44	*3*
6	6	...	19	19	...	...	...	...
10	9	*1*	...	...	...	17	17	...
2,297	1,206	*1,091*	...	...	...	...	...	...
...	...	...	...	...	...	...	...	...
...	...	...	1	1	...	1	1	...
8,205	4,134	*4,071*	...	...	...	339,209	161,091	*178,118*
65,772	32,729	*33,043*	...	...	...	...	...	...
...	...	...	11,125	5,747	*5,378*	25	17	*8*
7	7	...	261	113	*148*	477	247	*230*
84	81	3	125	56	*69*	583	317	*266*
...	...	...	56	56	...	20	10	*10*
2	2	...	46,622	23,492	*23,130*	23	10	*13*
...	...	...	...	...	...	...	...	...
715,185	355,420	*359,765*	917	462	*455*	289,815	143,631	*146,184*
12,109	5,192	*6,917*	902	496	*406*	465,247	231,273	*233,975*
38	15	*23*	...	...	...	74,862	36,206	*38,656*
...	...	...	...	...	...	680	340	*340*
...	...	...	...	...	...	...	...	...
...	...	...	...	...	...	...	...	...
...	...	...	...	...	...	...	...	...
...	...	...	...	...	...	...	...	...
...	...	...	...	...	...	...	...	...
...	...	...	...	...	...	...	...	...
...	...	...	...	...	...	...	...	...
...	...	...	...	...	...	...	...	...
...	...	...	...	...	...	...	...	...
...	...	...	...	...	...	...	...	...
...	...	...	...	...	...	...	...	...
...	...	...	...	...	...	...	...	...
...	...	...	...	...	...	...	...	...
...	...	...	...	...	...	...	...	...
...	...	...	...	...	...	3	3	...
...	...	...	...	...	...	...	...	...
...	...	...	...	...	...	...	...	...
...	...	...	...	...	...	...	...	...
...	...	...	...	...	...	12	12	...
...	...	...	...	...	...	...	...	...
...	...	...	...	...	...	...	...	...
...	...	...	...	...	...	...	...	...
...	...	...	...	...	...	...	...	...
8,579,807	4,254,431	4,325,376	4,046,355	1,981,926	2,064,429	4,627,588	2,277,012	2,350,576

This content downloaded from
14.194.219.90 on Fri, 09 Feb 2024 06:46:19 +00:00
All use subject to https://about.jstor.org/terms

TABLE X.—Parent tongue—

Languages.	Provincial Total.			Bardwan Division.		
	Total.	Male.	Female.	Total.	Male.	Female.
II.—LANGUAGES FOREIGN TO INDIA.						
A.—Aryan.						
(a).—Iranic.						
(i).—Persian	8,105	5,267	2,838	2,439	1,337	1,102
(ii).—Armenian	426	252	174	42	22	20
(iii).—Pashtu	1,190	1,106	84	281	277	4
(b).—Greek.						
(i).—Greek	132	104	28	9	7	2
(c).—Italic.						
(i).—French	902	672	230	98	82	16
(ii).—Italian	67	44	23	1	1	...
(iii).—Portuguese	167	146	21	28	22	6
(iv).—Spanish	23	14	9	...	...	...
(v).—Roumanian	10	8	2	...	...	...
(vi).—Maltese	4	4	...	...	...	...
(vii).—Latin	1	1	...	...	...	...
(d).—Teutonic.						
(i).—Germanic.						
(i).—English	37,395	21,911	15,484	3,089	1,721	1,368
(ii).—German	676	439	237	18	10	8
(iii).—Dutch	4	2	2	...	...	...
(iv).—Flemish	5	4	1	...	...	...
(ii).—Scandinavian.						
(i).—Norwegian	40	39	1	...	...	...
(ii).—Danish	18	14	4	...	...	...
(iii).—Swedish	16	16	...	...	...	...
(e).—Celtic.						
(i).—Irish	77	39	38	15	1	14
(ii).—Welsh	16	13	3	7	4	3
(iii).—Gaelic	10	7	3	...	...	...
(f).—Slavonic.						
(i).—Russian	25	11	14	...	...	...
(ii).—Polish	7	2	5	...	...	...
(iii).—Slavonic	1	1	...	...	...	...
B.—Semitic.						
(i).—Arabic	3,660	2,344	1,316	760	473	287
(ii).—Hebrew	469	241	228	12	8	4
(iii).—Abyssinian	1	1	...	...	...	...
C.—Scythic or Turanic.						
(a).—Ugrian.						
(i).—Hungarian	7	6	1	...	...	...
(ii).—Finn	4	4	...	...	...	...
(b).—Tatar.						
(i).—Turki	12	6	6	...	...	...
D.—Malay	2	2	...	...	...	...
E.—Mongolian.						
(i).—Chinese	877	748	129	35	33	2
F.—Japanese	15	2	13	...	...	...
TOTAL, LANGUAGES FOREIGN TO INDIA	54,364	33,470	20,894	6,834	3,998	2,836
Unspecified	116	79	37	22	12	10
PROVINCIAL AND DIVISIONAL TOTALS	71,239,701	35,503,733	35,735,968	7,668,818	3,800,581	3,868,237

This content downloaded from
14.194.219.90 on Fri, 09 Feb 2024 06:46:19 +00:00
All use subject to https://about.jstor.org/terms

Provincial and Divisional Totals—*continued.*

Presidency Division.			Rajshahi Division.			Dacca Division.		
Total.	Male.	Female.	Total.	Male.	Female.	Total.	Male.	Female.
3,702	2,619	*1,083*	578	443	*135*	182	160	*22*
319	189	*130*	...	...	...	37	24	*13*
262	254	*8*	138	108	*30*	92	92	...
98	80	*18*	4	3	*1*	18	13	*5*
700	499	*201*	12	11	*1*	34	32	*2*
57	37	*20*	...	...	...	...	...	...
113	98	*15*	17	17	...	5	5	...
20	13	*7*	...	...	...	1	...	*1*
10	8	*2*	...	...	...	...	...	...
4	4	...	...	...	...	...	...	...
1	1	...	...	...	...	...	...	...
25,997	14,565	*11,432*	1,441	1,202	*239*	626	363	*264*
552	354	*198*	43	25	*18*	5	5	...
4	2	*2*	...	...	...	...	...	...
2	2	...	...	...	...	...	...	...
14	13	*1*	...	...	...	...	...	...
14	11	*3*	...	...	...	...	...	...
12	12	...	...	...	...	...	...	...
42	24	*18*	...	...	...	2	...	*2*
9	9	...	...	...	...	...	...	...
4	4	...	...	...	...	5	2	*3*
23	9	*14*	...	...	...	1	1	...
7	2	*5*	...	...	...	...	...	...
...	...	...	...	...	...	...	...	...
1,609	1,074	*535*	329	274	*55*	119	90	*29*
453	229	*224*	4	4	...	...	...	...
1	1	...	...	...	...	...	...	...
7	6	*1*	...	...	...	...	...	...
4	4	...	...	...	...	...	...	...
3	2	*1*	...	...	...	5	...	*5*
...	...	...	2	2	...	...	...	...
744	632	*112*	77	72	*5*	5	5	...
15	2	*13*	...	...	...	...	...	...
34,802	20,759	14,043	2,645	2,121	484	1,137	791	346
10	6	*4*	57	46	*11*	12	11	*1*
8,535,128	4,403,151	4,131,975	8,019,187	4,112,729	3,906,458	9,844,127	4,986,733	4,857,394

This content downloaded from
14.194.219.90 on Fri, 09 Feb 2024 06:46:19 +00:00
All use subject to https://about.jstor.org/terms

TABLE X.—Parent tongue—

Languages.	Chittagong Division.			Patna Division.		
	Total.	Male.	Female.	Total.	Male.	Female.
II.—LANGUAGES FOREIGN TO INDIA.						
A.—Aryan.						
(a)—Iranic.						
(i).—Persian	29	27	2	382	225	157
(ii).—Armenian	...	...	...	10	8	2
(iii).—Pashtu	19	16	3	152	139	13
(b)—Greek.						
(i).—Greek	...	...	...	...	...	...
(c)—Italic.						
(i).—French	21	20	1	2	2	...
(ii).—Italian	2	1	1	...	...	...
(iii).—Portuguese	...	...	...	2	2	...
(iv).—Spanish	...	...	...	...	...	...
(v).—Roumanian	...	...	...	...	...	...
(vi).—Maltese	...	...	...	...	...	...
(vii).—Latin	...	...	...	...	...	...
(d)—Teutonic.						
(i)—Germanic.						
(i).—English	383	239	144	2,949	2,172	777
(ii).—German	17	17	...	11	7	4
(iii).—Dutch	...	...	...	...	...	...
(iv).—Flemish	1	1	...	...	...	...
(ii)—Scandinavian.						
(i).—Norwegian	4	4	...	...	...	...
(ii).—Danish	2	2	...	...	...	...
(iii).—Swedish	...	...	...	...	...	...
(e)—Celtic.						
(i).—Irish	1	1	...	...	...	...
(ii).—Welsh	...	...	...	...	...	...
(iii).—Gaelic	...	...	...	...	...	...
(f)—Slavonic.						
(i).—Russian	1	1	...	...	...	...
(ii).—Polish	...	...	...	...	...	...
(iii).—Slavonic	...	...	...	...	...	...
B.—Semitic.						
(i).—Arabic	25	25	...	53	36	17
(ii).—Hebrew	...	...	...	...	...	...
(iii).—Abyssinian	...	...	...	...	...	...
C.—Scythic or Turanic.						
(a)—Ugrian.						
(i).—Hungarian	...	...	...	...	...	...
(ii).—Finn	...	...	...	...	...	...
(b)—Tatar.						
(i).—Turki	...	...	...	...	...	...
D.—Malay	...	...	...	...	...	...
E.—Mongolian.						
(i).—Chinese	3	3	...	6	2	4
F.—Japanese	...	...	...	...	...	...
TOTAL, LANGUAGES FOREIGN TO INDIA	508	357	151	3,567	2,593	974
Unspecified	2	1	1	...	...	...
PROVINCIAL AND DIVISIONAL TOTALS	4,082,795	2,036,394	2,046,401	15,811,014	7,647,962	8,163,052

This content downloaded from
14.194.219.90 on Fri, 09 Feb 2024 06:46:19 +00:00
All use subject to https://about.jstor.org/terms

Divisional Totals—*concluded.*

Bhagalpur Division.			Orissa Division.			Chutia Nagpur Division.		
Total.	Male.	Female.	Total.	Male.	Female.	Total.	Male.	Female.
334	192	142	212	114	98	247	150	97
8	3	5	...	...	...	10	6	4
67	57	10	4	4	...	175	159	16
3	1	2	...	...	...	...	...	...
2	1	1	18	17	1	15	8	7
4	2	2	...	...	...	3	3	...
...	...	...	2	2	...	...	...	...
1	1	...	...	...	...	1	...	1
...	...	...	...	...	...	...	...	...
...	...	...	...	...	...	...	...	...
...	...	...	...	...	...	...	...	...
1,568	895	673	656	355	301	686	400	286
4	3	1	4	2	2	22	16	6
...	...	...	...	...	...	...	...	...
...	...	...	...	...	...	2	1	1
3	3	...	19	19	...	...	...	...
2	1	1	...	...	...	...	...	...
1	1	...	3	3	...	...	...	...
7	7	...	...	...	...	10	6	4
...	...	...	...	...	...	...	...	...
...	...	...	...	...	...	1	...	...
...	...	...	...	...	...	...	...	...
...	...	...	...	...	...	...	...	...
...	...	...	1	1	...	...	...	...
672	314	358	78	50	28	15	8	7
...	...	...	...	...	...	...	...	...
...	...	...	...	...	...	...	...	...
...	...	...	...	...	...	...	...	...
...	...	...	...	...	...	...	...	...
4	4	...	...	...	...	...	...	...
...	...	...	...	...	...	...	...	...
3	1	2	...	...	...	...	...	4
...	...	...	...	...	...	...	...	...
2,683	1,486	1,197	997	567	430	1,191	758	433
...	...	...	...	...	...	13	3	10
8,582,490	4,255,917	4,326,573	4,047,352	1,982,493	2,064,859	4,628,792	2,277,773	2,351,019

This content downloaded from
14.194.219.90 on Fri, 09 Feb 2024 06:46:19 +00:00
All use subject to https://about.jstor.org/terms

TABLE X.—PARENT TONGUE—

LANGUAGES.	BARDWAN.			BANKURA.			
	Total.	Male.	Female.	Total.	Male.	Female.	Total.
I.—LANGUAGES OF INDIA AND ADJACENT COUNTRIES.							
A.—Aryan.							
Bengali	1,319,586	635,972	*683,614*	965,527	473,743	*491,784*	731,672
Hindi	46,317	32,511	*13,806*	5,172	3,057	*2,115*	22,521
Uriya	359	261	*98*	487	312	*175*	92
Marwari	28	13	*15*	...	...	...	2
Punjabi	6	4	*2*	1	1	...	2
Gujrati	82	82	...	...	...	...	...
Marhatti	7	6	*1*	10	10	...	...
Assamese	12	4	*8*	...	...	...	...
Cashmiri	...	...	...	3	3	...	...
Nepali-Hindi	...	...	...	123	56	*67*	...
B.—Dravidian.							
Uraon	6	6	...	...	...	...	56
Telugu	24	11	*13*	1	...	*1*	...
Tamil	62	41	*21*	2	1	*1*	...
Gond	15	15	...	...	...	...	...
C.—Kolarian.							
Santali	21,388	11,597	*9,771*	96,523	47,842	*48,681*	42,345
Munda	...	...	...	12	9	*3*	159
Korwa	2,309	1,375	*934*	1,415	703	*712*	61
D.—Tibeto-Burman.							
(a).—Eastern Frontier.							
Garo	2	2	...	...	...	...	...
Manipuri	2	...	2	1	1	...	...
(b).—Burmese	...	...	...	...	...	...	...
Arakanese	...	...	...	...	...	...	1
TOTAL, LANGUAGES OF INDIA AND ADJACENT COUNTRIES	1,390,186	681,901	708,285	1,069,277	525,738	543,539	797,111
II.—LANGUAGES FOREIGN TO INDIA.							
A.—Aryan.							
(a).—Iranic.							
Persian	303	203	*100*	353	175	*178*	562
Armenian	8	3	*5*	...	...	...	1
Pashtu	20	20	...	16	15	...	26
(b).—Greek	8	7	*1*	...	...	...	...
(c).—Italic.							
French	5	3	2	...	...	...	2
Italian	1	1	...	...	...	...	...
Portuguese	1	1	...	...	...	...	...
(d).—Teutonic.							
English	1,150	624	*526*	23	13	*10*	130
German	10	4	*6*	...	...	...	...
(e).—Celtic.							
Irish	15	1	*14*	...	...	...	...
Welsh	7	4	*3*	...	...	...	...
B.—Semitic.							
Arabic	165	99	*66*	...	...	...	1
Hebrew	...	...	...	...	...	...	...
E.—Mongolian.							
Chinese	...	...	...	...	...	...	...
TOTAL, LANGUAGES FOREIGN TO INDIA	1,693	970	723	391	203	188	722
Unspecified	1	1	...	...	...	...	...
DISTRICT TOTALS	1,391,880	682,872	709,008	1,069,668	525,941	543,727	797,833

This content downloaded from
14.194.219.90 on Fri, 09 Feb 2024 06:46:19 +00:00
All use subject to https://about.jstor.org/terms

Bardwan Division.

Birbhum.		Midnapur.			Hugli.			Howrah.		
Male.	Female.	Total.	Male.	Female.	Total.	Male.	Female.	Total.	Male.	Female.
355,448	376,424	1,852,601	926,473	926,128	1,053,891	511,980	541,911	665,678	323,540	342,138
11,856	10,655	83,331	41,697	41,634	15,551	11,662	3,889	48,115	34,972	13,143
62	10	572,798	288,464	284,334	1,711	1,629	82	3,979	3,841	138
2	...	...	...	...	...	...	...	...	...	...
2	...	...	...	...	17	17	...	3	2	1
...	...	2	1	1	26	26	...	9	5	4
...	...	...	...	...	...	...	...	...	...	...
...	...	1	1	...	...	...	...	4	4	...
...	...	...	...	...	...	...	...	...	...	...
...	...	...	...	...	...	...	...	5	3	2
50	...	...	...	...	...	...	...	175	173	2
...	...	595	328	267	3	2	1	49	34	15
...	...	120	53	67	...	...	...	18	13	5
...	...	...	...	...	...	...	...	15	15	...
21,681	20,664	118,182	49,310	68,872	3,864	2,626	1,238	1,267	1,110	157
83	76	2,822	1,176	1,646	117	117	...	...	...	...
37	24	...	...	...	308	289	19	87	79	8
...	...	...	...	...	...	...	...	...	...	...
...	...	...	...	...	...	...	...	...	...	...
...	...	...	...	...	...	...	...	20	20	...
1	...	21	21	...	3	1	2	...	...	...
389,248	407,883	2,630,473	1,307,524	1,322,949	1,075,491	52,349	547,142	719,424	363,811	355,613
291	271	808	424	384	413	244	169	...	...	...
1	...	...	...	...	22	12	10	11	6	5
26	...	23	19	4	181	181	...	16	16	...
...	...	...	...	...	1	...	1	...	...	...
1	1	...	...	...	8	6	2	83	72	11
...	...	...	...	...	...	...	...	...	...	...
...	...	...	...	...	25	20	5	2	1	1
71	59	109	73	36	420	241	179	1,257	699	558
...	...	...	...	...	...	...	...	8	6	2
...	...	...	...	...	...	...	...	...	...	...
...	...	...	...	...	...	...	...	...	...	...
1	...	103	60	43	149	86	63	342	227	115
...	...	...	...	...	...	...	...	12	8	4
...	...	...	...	...	...	...	...	35	33	2
391	331	1,043	576	467	1,219	790	429	1,766	1,068	698
...	...	...	...	...	...	...	...	21	11	10
389,639	408,194	2,631,516	1,308,100	1,323,416	1,076,710	529,139	547,571	721,211	364,890	356,321

x 2

This content downloaded from
14.194.219.90 on Fri, 09 Feb 2024 06:46:19 +00:00
All use subject to https://about.jstor.org/terms

TABLE X.—PARENT TONGUE—

LANGUAGES.	24-PARGANAS.			CALCUTTA.			
	Total.	Male.	Female.	Total.	Male.	Female.	Total.
I.—LANGUAGES OF INDIA AND ADJACENT COUNTRIES.							
A.—Aryan.							
Bengali	1,768,960	907,144	*861,816*	376,528	222,485	*153,043*	1,631,413
Hindi	73,504	49,645	*23,859*	247,657	181,623	*66,034*	11,746
Uria	23,219	17,008	*6,211*	23,899	21,980	*1,919*	201
Panjabi	198	172	*26*	368	357	*11*	1
Gujrati	216	208	*8*	802	634	*168*	...
Marhatti	190	100	*90*	52	47	*5*	...
Assamese	3	2	*1*	49	38	*11*	3
Nepali-Hindi	...	...	...	72	71	*1*	...
Kachhi	...	...	...	9	8	*1*	...
Marwari	...	...	...	12	9	*3*	...
Kashmiri	...	...	...	39	36	*3*	...
B.—Dravidian.							
Tamil	2,814	1,943	*871*	1,374	847	*527*	...
Telugu	9	5	*4*	419	267	*152*	20
Canarese	...	...	...	29	29	...	...
Malayalam	...	...	...	28	10	*18*	...
Mal Paharia	...	...	...	2	2	...	...
C.—Kolarian.							
Santali	18,868	10,238	*8,630*	...	...	...	353
Mundari	657	375	*282*	...	...	...	...
Korwa	15	14	*1*	...	...	...	65
D.—Tibeto-Burman.							
(a).—Himalayan.							
Bhutani	...	...	...	7	3	*4*	...
(b).—Eastern Frontier.							
Manipuri	134	67	*67*	1	1	...	17
Khyen	21	21	...	...	...	...	...
Kuki	...	...	...	...	...	...	...
(c)—Burmese	...	...	...	514	454	*60*	...
Arakanese	..	...	...	...	...	...	...
Karem	1	1	...	...	...	...	...
E.—Khasi.	...	...	...	2	2	...	...
F.—Shan.	...	...	...	19	15	*4*	...
TOTAL, LANGUAGES OF INDIA AND ADJACENT COUNTRIES	1,888,809	986,943	901,866	650,882	428,918	221,964	1,643,818
II.—LANGUAGES FOREIGN TO INDIA.							
A.—Aryan.							
(a.)—Iranic.							
Persian	364	242	*122*	3,087	2,223	*844*	64
Armenian	2	1	*1*	310	184	*126*	6
Pashtu	95	93	*2*	2	...	...	49

This content downloaded from
14.194.219.90 on Fri, 09 Feb 2024 06:46:19 +00:00
All use subject to https://about.jstor.org/terms

Presidency Division.

Nadia.		Jessor.			Murshidabad.			Khulna.		
Male.	Female.	Total.	Male.	Female.	Total.	Male.	Female.	Total.	Male.	Female.
793,474	837,039	1,884,624	938,061	946,563	1,120,841	549,267	571,574	1,173,551	614,385	559,166
8,066	3,679	3,665	2,831	834	122,113	52,925	69,188	3,565	3,141	424
179	22	245	239	6	296	204	92	351	332	19
1	...	...	...	...	...	...	...	...	...	...
...	...	...	...	...	45	25	20	...	...	...
...	...	...	...	...	...	...	...	1	1	...
1	2	...	...	...	...	...	...	...	...	...
...	...	...	...	...	...	...	...	...	...	...
...	...	...	...	...	...	...	...	...	...	...
...	...	...	...	...	...	...	...	...	...	...
...	...	...	...	...	...	...	...	...	...	...
...	...	...	...	...	7	4	3	...	...	...
20	...	1	1	...	...	...	...	...	...	...
...	...	...	...	...	...	...	...	...	...	...
...	...	...	...	...	...	...	...	...	...	...
...	...	...	...	...	438	284	154	...	...	...
163	190	128	65	63	6,818	2,715	4,103	104	61	43
...	...	...	...	...	...	...	...	...	...	...
59	6	...	...	...	4	1	3	...	...	...
...	...	...	...	...	...	...	...	...	...	...
13	5	...	...	...	...	...	...	...	...	...
...	...	...	...	...	...	...	...	...	...	...
...	...	...	...	...	2	2	...	...	...	...
...	...	2	2	...	...	...	...	...	...	...
...	...	...	...	...	4	4	...	...	...	...
...	...	...	...	...	...	...	...	...	...	...
...	...	...	...	...	...	...	...	...	...	...
...	...	...	...	...	...	...	...	...	...	...
801,975	841,843	1,888,665	941,199	947,466	1,250,568	605,431	645,137	1,177,572	617,920	559,652
41	23	20	19	1	174	81	93	13	13	...
3	3	...	...	...	1	1	...	...	...	...
46	3	38	38	...	76	73	3	2	2	...

x 3

This content downloaded from
14.194.219.90 on Fri, 09 Feb 2024 06:46:19 +00:00
All use subject to https://about.jstor.org/terms

TABLE X.—PARENT TONGUE—

LANGUAGES.	24-PARGANAS.			CALCUTTA.			
	Total.	Male.	Female.	Total.	Male.	Female.	Total.
II.—A.—concluded.							
(*b*).—Greek	...	...	...	98	80	18	...
(*c*).—Italic.							
French	162	94	68	525	396	129	3
Latin	...	...	...	...	...	...	1
Italian	...	...	...	39	21	18	...
Maltese	...	...	...	4	4	...	...
Roumanian	...	...	...	10	8	2	...
Spanish	...	...	...	20	13	7	...
Portuguese	...	...	...	109	95	14	2
(*d*).—Teutonic.							
(i).—Germanic.							
English	2,380	1,779	611	23,273	12,594	10,679	135
German	3	3	...	549	351	198	...
Dutch	...	...	...	3	2	1	1
Flemish	2	2	...	...	...	...	...
(ii).—Scandinavian.							
Norwegian	...	...	...	12	12	...	2
Danish	...	...	...	14	11	3	...
Swedish	...	...	...	12	12	...	...
(*e*).—Celtic.							
Irish	...	...	...	42	24	18	...
Gaelic	...	...	...	4	4	...	...
Welsh	...	...	...	9	9	...	...
(*f*).—Slavonic.							
Russian	...	...	...	23	9	14	...
Polish	...	...	...	7	2	5	...
B.—Semitic.							
Arabic	161	88	73	1,364	929	435	27
Hebrew	...	...	...	453	229	224	...
Abyssinian	...	...	...	1	1	...	...
C.—Scythic or Turanic.							
(*a*).—Ugrian.							
Hungarian	...	...	...	7	6	1	...
Finn	...	...	...	4	4	...	...
(*b*).—Tatar.							
Turki	...	...	...	3	2	1	...
E.—Mongolian.							
Chinese	45	33	12	699	599	100	...
F.—Japanese	...	...	...	15	2	13	...
TOTAL, LANGUAGES FOREIGN TO INDIA	3,224	2,335	889	30,678	17,828	12,850	290
Unspecified	...	...	...	...	...	...	...
DISTRICT TOTALS	1,892,033	989,278	902,755	681,560	446,746	234,814	1,644,108

This content downloaded from
14.194.219.90 on Fri, 09 Feb 2024 06:46:19 +00:00
All use subject to https://about.jstor.org/terms

PRESIDENCY DIVISION—*concluded.*

NADIA.		JESSOR.			MURSHIDABAD.			KHULNA.		
Male.	Female.	Total.	Male.	Female.	Total.	Male.	Female.	Total.	Male.	Female.
...	...	...	...	...	...	...	...	...	...	...
3	...	...	...	...	10	6	4	...	...	...
1	...	...	...	...	...	...	...	...	...	...
...	...	18	16	2	...	...	...	...	...	...
...	...	...	...	...	...	...	...	...	...	...
...	...	...	...	...	...	...	...	...	...	...
...	...	...	...	...	...	...	...	...	...	...
2	...	...	...	...	2	1	1	...	...	...
64	71	71	48	23	92	54	38	36	26	10
...	...	...	...	...	...	...	...	...	...	...
...	1	...	...	...	...	...	...	...	...	...
...	...	...	...	...	...	...	...	...	...	...
1	1	...	...	...	...	...	...	...	...	...
...	...	...	...	...	...	...	...	...	...	...
...	...	...	...	...	...	...	...	...	...	...
...	...	...	...	...	...	...	...	...	...	...
...	...	...	...	...	...	...	...	...	...	...
...	...	...	...	...	...	...	...	...	...	...
...	...	...	...	...	...	...	...	...	...	...
...	...	...	...	...	...	...	...	...	...	...
11	16	15	14	1	14	12	2	28	20	8
...	...	...	...	...	...	...	...	...	...	...
...	...	...	...	...	...	...	...	...	...	...
...	...	...	...	...	...	...	...	...	...	...
...	...	...	...	...	...	...	...	...	...	...
...	...	...	...	...	...	...	...	...	...	...
...	...	...	...	...	...	...	...	...	...	...
...	...	...	...	...	...	...	...	...	...	...
172	118	162	135	27	369	228	141	79	61	18
...	...	...	...	...	9	6	3	1	...	1
802,147	841,661	1,688,627	941,334	947,493	1,250,946	605,665	645,281	1,177,652	617,981	559,671

X 4

This content downloaded from
14.194.219.90 on Fri, 09 Feb 2024 06:46:19 +00:00
All use subject to https://about.jstor.org/terms

TABLE X.—PARENT TONGUE—

LANGUAGES.	DINAJPUR.			RAJSHAHI.			RANGPUR.		
	Total.	Male.	Female.	Total.	Male.	Female.	Total.	Male.	Female.
I.—LANGUAGES OF INDIA AND ADJACENT COUNTRIES.									
A.—Aryan.									
Bengali	1,485,615	768,149	717,766	1,287,818	639,284	649,534	2,037,460	1,037,280	1,000,180
Hindi	40,376	28,040	12,336	19,462	12,653	6,809	25,982	23,283	2,699
Uria	524	303	221	245	239	6	338	217	121
Marwari	139	118	21	...	...	...	25	25	...
Panjabi	25	14	11	...	...	...	21	21	...
Gujrati	...	...	...	...	...	...	...	...	...
Assamese	...	...	...	8	8	...	205	105	100
Kashmiri	...	...	...	...	...	...	...	...	...
Nepali-Hindi	...	...	...	4	4	...	1	1	...
Kachhi	...	...	...	...	...	...	...	...	...
B.—Dravidian.									
Uraon	...	...	...	...	...	...	...	...	...
Telugu	5	5	...	...	...	...	10	8	2
Tamil	...	...	...	...	...	...	...	...	...
Gond	...	...	...	...	...	...	...	...	...
C.—Kolarian.									
Santal	28,148	14,969	13,179	5,652	3,045	2,607	915	515	400
Munda	131	84	47	...	...	...	...	...	...
Korwa	...	...	...	...	...	...	187	105	82
Jorang	...	...	...	...	...	...	...	...	...
D.—Tibeto-Burman.									
(a).—Himalayan.									
Mech	...	...	...	...	...	...	...	...	...
Lepcha	...	...	...	...	...	...	...	...	...
Bhutani	...	...	...	...	...	...	5	5	...
Koch	...	...	...	...	...	...	...	...	...
Tibetan	...	...	...	...	...	...	...	...	...
(b).—Eastern Frontier.									
Naga	30	30	...	...	...	...	...	...	...
Garo	214	142	72	...	...	...	139	76	63
(c).—Burmese	...	...	...	9	9	...	...	...	...
Arakanese	16	16	...	...	...	...	17	17	...
TOTAL, LANGUAGES OF INDIA AND ADJACENT COUNTRIES	1,555,523	811,870	743,653	1,313,198	654,242	658,956	2,065,305	1,061,658	1,003,647
II.—LANGUAGES FOREIGN TO INDIA.									
A.—Aryan.									
(a).—Iranic.									
Persian	183	100	83	76	51	25	88	88	...
Pashtu	17	15	2	11	11	...	12	12	...
(b).—Greek	...	...	...	...	...	...	...	...	...
(c).—Italic.									
French	5	5	...	5	5	...	1	1	...
Portuguese	...	...	...	...	...	...	...	...	...
(d).—Teutonic.									
English	...	...	...	...	...	...	20	15	5
German	...	...	...	42	25	17	...	...	...
B.—Semitic.									
Arabic	107	57	50	...	...	...	26	26	...
Hebrew	...	...	...	4	4	...	...	...	...
D.—Malay	...	...	...	...	...	...	...	...	...
E.—Mongolian.									
Chinese	...	...	...	...	...	...	...	...	...
TOTAL, LANGUAGES FOREIGN INDIA	312	177	135	138	96	42	147	142	5
Unspecified	...	...	...	...	...	...	12	12	...
DISTRICT TOTALS	1,555,835	812,047	743,788	1,313,336	654,338	658,998	2,065,464	1,061,812	1,003,652

This content downloaded from
14.194.219.90 on Fri, 09 Feb 2024 06:46:19 +00:00
All use subject to https://about.jstor.org/terms

Rajshahi Division.

Bogra.			Pabna.			Darjeeling.			Jalpaiguri.		
Total.	Male.	Female.	Total.	Male.	Female.	Total.	Male.	Female.	Total.	Male.	Female.
791,666	400,282	391,384	1,340,700	661,796	678,904	47,435	25,579	21,856	569,592	296,409	273,183
20,582	13,817	6,765	20,871	15,444	5,427	20,899	14,975	5,924	34,379	24,298	10,081
67	61	6	371	345	26	950	495	455	730	462	268
...	...	...	115	114	1	95	83	12	248	202	46
2	2	...	6	3	3	344	337	7	785	495	290
...	...	...	7	6	1	1	1	...	...	...	...
19	17	2	1	1	...	2	1	1	155	77	78
1	1	...	...	...	...	...	...	...	...	...	...
3	3	...	...	...	...	129,840	69,088	60,752	21,104	13,318	7,786
...	...	...	...	...	...	...	...	...	87	41	46
...	...	...	...	...	...	1,968	1,104	864	13,184	6,970	6,214
...	...	...	1	1	...	...	...	...	25	24	1
...	...	...	12	8	4	100	18	82	5	5	...
...	...	...	...	...	...	21	21	...	...	...	...
4,910	2,578	2,332	92	38	54	999	559	440	3,275	1,984	1,291
126	65	61	...	...	...	1,921	766	1,155	8,965	4,792	4,173
...	...	...	...	...	...	...	...	...	603	317	286
...	...	...	...	...	...	...	...	...	57	19	38
...	...	...	...	...	...	267	145	122	21,311	11,211	10,100
...	...	...	...	...	...	8,894	4,769	5,125	52	30	22
...	...	...	...	...	...	5,866	3,200	2,666	2,148	1,496	652
...	...	...	...	...	...	...	...	...	2	2	...
...	...	...	...	...	...	1,526	864	662	...	...	...
...	...	...	...	...	...	...	...	...	...	...	...
1	...	1	...	...	...	...	...	...	4,013	1,963	2,050
...	...	...	...	...	...	...	...	...	15	15	...
...	...	...	23	23	...	20	12	8	...	...	...
817,377	418,826	398,551	1,362,199	677,779	684,420	222,148	122,017	100,131	680,672	364,074	316,598
81	58	23	25	21	4	8	8	...	117	117	...
18	18	...	2	2	...	14	13	1	64	37	2
...	...	...	4	3	1	...	...	...	...	...	...
...	...	...	1	...	1	...	...	...	...	...	...
...	...	...	12	12	...	2	2	...	3	3	...
13	10	3	137	82	55	1,055	931	124	216	164	52
...	...	...	...	...	...	1	...	1	...	...	...
1	1	...	12	12	...	17	17	...	166	161	5
...	...	...	...	...	...	...	...	...	...	...	...
...	...	...	...	...	...	...	...	...	2	2	...
...	...	...	...	...	...	57	53	4	20	19	1
113	87	26	193	132	61	1,154	1,024	130	588	503	85
4	3	1	...	...	...	12	5	7	29	26	3
817,494	418,916	398,578	1,362,392	677,911	684,481	223,314	123,046	100,268	681,352	364,659	316,693

This content downloaded from
14.194.219.90 on Fri, 09 Feb 2024 06:46:19 +00:00
All use subject to https://about.jstor.org/terms

TABLE X.—Parent tongue—Dacca Division.

Languages.	Dacca.			Faridpur.			Bakharganj.			Maimansingh.		
	Total.	Male.	Female.	Total.	Male.	Female.	Total.	Male.	Female.	Total.	Male.	Female.
I.—LANGUAGES OF INDIA AND ADJACENT COUNTRIES.												
A.—Aryan.												
Bengali	2,375,387	1,168,011	*1,207,376*	1,790,633	887,783	*902,850*	2,144,308	1,098,230	*1,046,076*	3,388,121	1,720,139	*1,667,982*
Hindi	39,062	28,906	*10,156*	6,298	5,040	*1,258*	3,414	2,796	*618*	52,021	46,846	*5,175*
Uriya	284	248	*36*	103	80	*23*	303	292	*11*	704	622	*82*
Marwari	34	27	*7*	...	...	...	...	...	...	24	24	...
Panjabi	1	1	...	1	1	...	...	...	...	15	9	*6*
Kachhi	...	...	...	...	...	...	...	...	...	1,095	675	*420*
Kashmiri	2	2	...	...	...	...	...	...	...	1	1	...
Assamese	27	12	*15*	...	...	...	...	...	...	2	1	*1*
Gujrathi	2	1	*1*	...	...	...	2	2	...	...	...	...
Nepali-Hindi	1	1	...	...	...	...	...	...	...	2	2	...
B.—Dravidian.												
Tamil	3	2	*1*	1	1	...	...	...	...	...	...	...
Telugu	29	29	...	...	...	...	7	3	*4*	16	14	*2*
C.—Kolarian.												
Santali	32	18	*14*	65	29	*36*	...	...	...	29	29	...
Juang	10	9	*1*	...	...	...	...	...	...	...	...	...
Munda	...	...	...	18	14	*4*	...	...	...	...	...	...
D.—Tibeto-Burman.												
(*a*).—Kochh	4,491	2,555	*1,936*	...	...	...	...	...	...	...	...	...
(*b*).—Eastern Frontier.												
Tippera	327	162	*165*	...	...	...	...	...	...	...	...	...
Manipuri	263	153	*110*	...	...	...	...	...	...	202	130	*72*
Garo	195	124	*71*	...	...	...	...	...	...	18,698	9,900	*9,798*
(*c*).—Burmese	...	...	...	2	2	...	...	...	...	...	...	...
Arakanese	1	1	...	...	...	...	5,744	3,004	*2,740*	...	...	...
TOTAL LANGUAGES OF INDIA AND ADJACENT COUNTRIES	2,420,151	1,200,262	1,219,889	1,797,121	892,950	904,171	2,153,776	1,104,327	1,049,449	3,471,930	1,788,392	1,683,538

This content downloaded from 14.194.219.90 on Fri, 09 Feb 2024 06:46:19 +00:00
All use subject to https://about.jstor.org/terms

II.—LANGUAGES FOREIGN TO INDIA.												
A.—Aryan.												
(a).—Iranic.												
Persian	32	22	10	22	22	...	12	12	...	116	104	12
Pashtu	21	21	...	8	8	...	7	7	...	56	56	...
Armenian	36	23	13	1	1	...	...	...	...	...	...	...
(b).—Greek ...	5	5	...	10	7	3	1	...	1	2	1	1
(c).—Italic.												
Spanish	...	...	...	...	...	...	1	...	1	...	...	...
French	23	21	2	...	...	...	1	1	...	10	10	...
Portuguese	5	5	...	...	...	...	...	...	...	...	...	...
(d).—Teutonic.												
German	4	4	...	...	...	...	1	1	...	...	...	...
English	359	208	151	150	95	55	88	44	44	29	15	14
(e).—Celtic.												
Irish	2	...	2	...	...	...	...	...	...	...	...	...
Gaelic	4	1	3	...	...	...	1	1	...	...	...	...
(f).—Slavanic.												
Russian	1	1	...	...	...	...	...	...	...	...	...	...
B.—Semitic.												
Arabic	7	5	2	6	6	...	72	45	27	34	34	...
C.—Scythic or Turanic.												
(b).—Turki ...	...	...	...	...	...	...	...	...	...	5	...	5
E.—Mongolian.												
Chinese	...	...	...	...	...	...	5	5	...	...	...	...
TOTAL, LANGUAGES FOREIGN TO INDIA	499	316	183	197	139	58	189	116	73	252	220	32
Unspecified	6	5	1	2	2	...	...	...	...	4	4	...
DISTRICT TOTALS ...	2,420,656	1,200,583	1,220,073	1,797,320	893,091	904,229	2,153,665	1,104,443	1,049,522	3,472,168	1,788,618	1,683,570

This content downloaded from 14.194.219.90 on Fri, 09 Feb 2024 06:46:19 +00:00
All use subject to https://about.jstor.org/terms

TABLE X.—Parent tongue—Chittagong Division.

Languages	Chittagong.			Noakhali.			Tippera.		
	Total.	Male.	Female.	Total.	Male.	Female.	Total.	Male.	Female.
I.—LANGUAGES OF INDIA AND ADJACENT COUNTRIES.									
A.—Aryan.									
Bengali	1,267,433	604,040	*663,393*	1,009,199	508,325	*500,874*	1,776,972	907,002	*869,970*
Hindi	4,263	2,701	*1,562*	395	318	*77*	4,347	3,825	*522*
Gujrati	16	16	...	...	...	...	...	...	...
Uriya	37	30	*7*	36	35	*1*	99	98	*1*
Panjabi	6	6	...	...	...	...	...	...	...
Marwari	8	8	...	...	...	...	112	112	...
Marathi	2	1	*1*	...	...	...	...	...	...
Nepali-Hindi	3	3	...	...	...	...	...	...	...
B.—Dravidian.									
Tamil	18	16	*2*	...	...	...	...	...	...
Telugu	161	86	*75*	...	...	...	2	1	*1*
Malayalam	2	2	...	...	...	...	...	...	...
C.—Kolarian.									
Santali	141	80	*61*	...	...	...	...	...	...
D.—Tibeto-Burman.									
(b).—Eastern Frontier.									
Tippera	1,275	802	*473*	...	...	...	1,286	687	*599*
Manipuri	2	2	...	8	6	*2*	26	11	*15*
Kuki	...	...	...	...	...	...	1	1	...
(c).—Burmese	...	...	...	9	9	...	8	5	*3*
Arakanese	16,417	7,807	*8,610*	...	...	...	...	...	...
F.—Shan	1	1	...	...	...	...	...	...	...
TOTAL, LANGUAGES OF INDIA AND ADJACENT COUNTRIES.	1,289,785	615,001	674,184	1,009,647	508,693	500,954	1,782,853	911,742	871,111
II.—LANGUAGES FOREIGN TO INDIA.									
A.—Aryan.									
(a).—Eranic.									
Persian	14	12	*2*	13	13	...	2	2	...
Pashtu	...	...	...	...	...	...	19	16	*3*
(c).—Italic.									
French	20	19	*1*	...	...	...	1	1	...
Italian	1	...	*1*	...	...	...	1	1	...
(d).—Teutonic.									
(i).—Germanic.									
English	301	191	*110*	28	16	*12*	54	32	*22*
German	17	17	...	...	...	...	...	...	...
Flemish	1	1	...	...	...	...	...	...	...
(ii).—Scandinavian.									
Norwegian	4	4	...	...	...	...	...	...	...
Danish	2	2	...	...	...	...	...	...	...
(e).—Celtic.									
Irish	1	1	...	...	...	...	...	...	...
(f).—Slavonic.									
Russian	1	1	...	...	...	...	...	...	...
B.—Semitic.									
Arabic	15	15	...	5	5	...	5	5	...
E.—Mongolian.									
Chinese	3	3	...	...	...	...	...	...	...
TOTAL, LANGUAGES FOREIGN TO INDIA	3,380	286	114	46	34	12	82	57	25
Unspecified	2	1	*1*	...	...	...	...	...	...
DISTRICT TOTALS	1,293,167	615,288	674,299	1,009,693	508,727	500,966	1,782,935	911,799	871,136

Figures for Chittagong Hill Tracts are not available.

This content downloaded from
14.194.219.90 on Fri, 09 Feb 2024 06:46:19 +00:00
All use subject to https://about.jstor.org/terms

This content downloaded from
14.194.219.90 on Fri, 09 Feb 2024 06:46:19 +00:00
All use subject to https://about.jstor.org/terms

TABLE X.—PARENT TONGUE—

LANGUAGES.	PATNA.			GAYA.			SHAHABAD.		
	Total.	Male.	Female.	Total.	Male.	Female.	Total.	Male.	Female.
I.—LANGUAGES OF INDIA AND ADJACENT COUNTRIES.									
A.—Aryan.									
Bengali	3,359	1,920	*1,439*	447	291	*156*	1,724	1,195	*529*
Hindi	1,762,488	861,566	*900,920*	2,137,355	1,044,405	*1,092,950*	2,060,485	988,963	*1,071,522*
Uriya	3	...	*3*	6	6	...	19	11	*8*
Marwari	1,115	584	*531*	38	28	*10*	376	178	*198*
Nepali-Hindi	8	8	...	100	56	*44*	3	3	...
Panjabi	84	55	*29*	65	50	*15*	76	64	*12*
Gujrati	...	...	...	23	10	*13*	...	...	...
Marathi	58	19	*39*	122	67	*55*	3	2	*1*
Kashmiri	71	30	*41*	3	3	...	...	...	...
B.—Dravidian.									
Telugu	...	...	...	55	34	*21*	8	7	*1*
Tamil	5	5	...	...	...	...	18	18	...
C.—Kolarian.									
Santali	...	...	...	...	...	...	171	99	*72*
Munda	...	...	...	...	...	...	...	...	...
D.—Tibeto-Burman.									
(c).—Burmese	...	...	...	...	...	...	...	...	...
Arakanese	...	...	...	...	...	...	...	...	...
TOTAL, LANGUAGES OF INDIA AND ADJACENT COUNTRIES	1,767,189	864,187	903,002	2,138,214	1,044,950	1,093,264	2,062,883	990,540	1,072,343
II.—LANGUAGES FOREIGN TO INDIA.									
A.—Aryan.									
(a).—Iranic.									
Persian	27	7	*20*	...	...	...	55	31	*24*
Armenian	...	...	...	...	...	...	...	...	...
Pushtu	10	7	*3*	4	4	...	44	40	*4*
(c).—Italic.									
French	2	2	...	...	...	...	...	...	...
Portuguese	...	...	...	...	...	...	...	...	...
(d).—Teutonic.									
English	1,766	1,526	*239*	113	57	*56*	355	188	*167*
German	...	...	...	...	...	...	...	...	...
B.—Semitic.									
Arabic	11	3	*8*	...	...	...	...	...	...
E.—Mongolian.									
Chinese	...	...	...	...	...	...	...	...	...
TOTAL, LANGUAGES FOREIGN TO INDIA	1,815	1,545	270	117	61	56	454	259	195
DISTRICT TOTALS	1,769,004	865,732	903,272	2,138,331	1,045,011	1,093,320	2,063,337	990,799	1,072,538

This content downloaded from
14.194.219.90 on Fri, 09 Feb 2024 06:46:19 +00:00
All use subject to https://about.jstor.org/terms

Patna Division.

Darbhanga.			Muzaffarpur.			Saran.			Champaran.		
Total.	Male.	Female.	Total.	Male.	Female.	Total.	Male.	Female.	Total.	Male.	Female.
777	401	286	949	527	422	690	405	285	195	105	90
2,799,853	1,369,749	1,430,104	2,709,504	1,304,186	1,405,318	2,466,011	1,133,055	1,332,956	1,854,877	933,721	921,156
1	1	...	10	10	...	6	5	1	3	3	...
679	379	300	482	295	187	...	...	...	26	18	8
235	110	125	6	6	...	29	23	6	4,019	2,087	1,932
157	119	38	46	12	4	64	59	5	42	27	15
4	4	...	96	50	46	11	10	1	7	6	1
6	3	3	9	5	4	3	1	2	...	...	...
13	11	2	4	4	...	22	15	7	...	...	...
7	6	1	1	1	...	4	4	...	...	...	...
11	7	4	3	...	3	...	...	...	4	2	2
...	...	...	33	33	...	...	...	...	21	...	21
...	...	...	...	...	...	287	154	133	...	...	...
...	...	...	...	...	...	...	...	...	2	1	1
...	...	...	2	2	...	...	...	...	...	...	...
2,801,743	1,370,880	1,430,863	2,711,116	1,305,131	1,405,984	2,467,107	1,133,711	1,333,396	1,859,196	935,970	923,226
4	3	1	108	93	15	120	53	67	68	38	30
...	...	...	1	...	1	9	8	1	...	...	...
18	12	6	43	43	...	21	21	...	12	12	...
...	...	...	...	...	...	...	...	...	...	...	...
...	...	...	...	...	...	2	2	...	...	...	...
186	87	99	168	97	71	202	123	79	160	94	66
...	...	...	...	...	...	1	1	...	10	6	4
4	3	1	10	10	...	15	7	8	13	13	...
...	...	...	...	...	...	...	...	...	6	2	4
212	105	107	330	243	87	370	215	155	269	165	104
2,801,955	1,370,985	1,430,970	2,711,445	1,305,374	1,406,071	2,467,477	1,133,926	1,333,551	1,859,465	936,135	923,330

This content downloaded from
14.194.219.90 on Fri, 09 Feb 2024 06:46:19 +00:00
All use subject to https://about.jstor.org/terms

TABLE X.—Parent tongue—

Languages.	Bhagalpur.			Monghyr.		
	Total.	Male.	Female.	Total.	Male.	Female.
I.—LANGUAGES OF INDIA AND ADJACENT COUNTRIES.						
A.—Aryan.						
Bengali	2,283	1,118	*1,165*	3,479	1,860	*1,619*
Hindi	2,002,110	989,500	*1,012,610*	2,023,582	980,755	*1,042,827*
Marwari	2,014	1,269	*745*	754	360	*394*
Uria	8	8	...	14	14	...
Gujrathi	...	...	...	10	9	*1*
Panjabi	20	20	...	3	3	...
Kashmeri	3	2	*1*	...	...	...
Marhatta	...	...	...	...	...	...
Assamese	...	...	...	...	...	...
Nepali-Hindi	1,171	560	*611*	5	5	...
B.—Dravidian.						
Oraon	...	...	...	...	...	...
Mal Pahari	503	254	*249*	...	...	...
Kandh	2	2	...	...	...	...
Gond	...	...	...	...	...	...
Tamil	...	...	...	...	...	...
C.—Kolarian.						
Santali	22,958	11,284	*11,674*	7,277	3,561	*3,716*
Mundari	1,302	638	*664*	...	...	...
Korwa	...	...	...	...	...	...
TOTAL, LANGUAGES OF INDIA AND ADJACENT COUNTRIES	2,032,374	1,004,655	1,027,719	2,035,104	986,547	1,048,557
II.—LANGUAGES FOREIGN TO INDIA.						
A.—Aryan.						
(*a.*)—Iranic.						
Persian	18	18	...	6	6	...
Pashtu	2	2	...	11	11	...
Armenian	...	...	...	8	3	*5*
(*b.*)—Greek.						
Greek	...	...	...	...	...	...
(*c.*)—Italic.						
French	...	...	...	2	1	*1*
Italian	...	...	...	4	2	*2*
Spanish	...	...	...	1	1	...
(*d.*)—Teutonic.						
English	275	177	*98*	870	488	*382*
German	...	...	...	1	1	...
Norwegian	...	...	...	...	...	...
Danish	...	...	...	...	...	...
Swedish	...	...	...	...	...	...
(*e.*)—Celtic.						
Irish	...	...	...	7	...	...
B.—Semetic.						
Arabic	27	13	*14*	...	...	...
C.—Scythic or Turanic.						
Turki	...	...	...	4	4	...
E.—Mongolian.						
Chinese	...	...	...	3	1	*2*
TOTAL, LANGUAGES FOREIGN TO INDIA	322	210	112	917	525	392
DISTRICT TOTALS	2,032,696	1,004,865	1,027,831	2,036,021	987,072	1,048,949

This content downloaded from
14.194.219.90 on Fri, 09 Feb 2024 06:46:19 +00:00
All use subject to https://about.jstor.org/terms

Bhagalpur Division.

Purnea.			Malda.			Santal Parganas.		
Total.	Male.	Female.	Total.	Male.	Female.	Total.	Male.	Female.
116,492	59,159	57,333	611,642	296,738	314,904	207,704	101,981	105,723
1,822,676	931,695	890,981	179,889	91,000	88,889	802,471	399,493	402,978
144	115	29	16	10	6	27	11	16
163	62	101	54	54	...	260	227	33
1	1	...	...	...	...	...	...	...
23	20	3	20	15	5	135	89	46
...	...	...	7	7	...	...	...	...
...	...	...	...	...	...	118	64	54
...	...	...	6	6	...	...	...	...
825	498	327	1	1	...	295	142	153
...	...	...	...	...	...	8,205	4,134	4,071
...	...	...	...	...	...	65,269	32,475	32,794
...	...	...	...	...	...	...	...	...
84	81	3	...	...	...	...	...	...
...	...	...	...	...	...	7	7	...
493	210	283	23,134	11,998	11,136	661,323	328,367	332,956
2,919	1,234	1,685	...	...	...	7,888	3,320	4,568
...	...	...	38	15	23	...	...	...
1,943,820	993,075	950,745	814,807	399,844	870,510	1,753,702	870,310	883,392
16	16	...	60	35	25	234	117	117
39	30	9	15	14	1	...	...	...
...	...	...	...	...	...	...	...	...
...	...	...	...	...	...	3	1	2
...	...	...	...	...	...	...	...	...
...	...	...	...	...	...	...	...	...
...	...	...	...	...	...	...	...	...
142	78	64	33	20	13	248	132	116
...	...	...	...	...	...	3	2	1
...	...	...	...	...	...	3	3	...
...	...	...	...	...	...	2	1	1
...	...	...	...	...	...	1	1	...
...	...	...	...	...	...	...	...	...
641	297	344	4	4	...	...	...	...
...	...	...	...	...	...	...	...	...
...	...	...	...	...	...	...	...	...
838	421	417	112	73	39	494	257	237
1,944,658	993,496	951,162	814,919	399,917	415,002	1,754,196	870,567	883,629

This content downloaded from
14.194.219.90 on Fri, 09 Feb 2024 06:46:19 +00:00
All use subject to https://about.jstor.org/terms

TABLE X.—Parent tongue—Orissa Division.

Languages.	Cuttack.			Puri.			Balasor.			Angul.		
	Total.	Male.	Female.	Total.	Male.	Female.	Total.	Male.	Female.	Total.	Male.	Female.
I.—LANGUAGES OF INDIA AND ADJACENT COUNTRIES.												
A.—Aryan.												
Hindi	55,896	26,533	*29,353*	16,579	8,931	*7,648*	24,608	12,835	*11,773*	424	294	*130*
Uriya	1,859,623	903,050	*956,573*	921,180	461,957	*459,223*	950,335	458,754	*491,581*	121,938	61,405	*60,533*
Bengali	15,196	7,377	*7,819*	2,751	1,393	*1,358*	17,406	8,677	*8,729*	95	51	*44*
Marathi	88	50	*38*	29	19	*12*	10	6	*4*	...	...	...
Guzrati	64	50	*14*	17	17	...	95	90	*5*	...	...	...
Marwari	...	...	...	3	2	*1*	...	...	...	...	...	...
Sindhi	...	...	...	1	1	...	...	...	...	...	...	...
Assamese	...	...	...	...	...	...	19	19	...	...	...	...
B.—Dravidian.												
Tamil	229	97	*132*	28	15	*13*	4	1	*3*	...	...	...
Telugu	5,854	3,024	*2,830*	4,307	2,139	*2,168*	826	513	*313*	138	71	*67*
Malayalim	...	...	...	...	...	...	56	56	...	...	...	...
Gond	...	...	...	...	...	...	2	2	...	123	54	*69*
Kandh	...	...	...	...	...	...	...	...	...	46,622	23,492	*23,130*
C.—Kolarian.												
Munda	...	...	...	...	...	...	187	97	*90*	715	399	*316*
Santali	...	...	...	24	24	...	893	438	*455*	...	...	...
TOTAL, LANGUAGES OF INDIA AND ADJACENT COUNTRIES	1,936,940	940,181	996,759	844,919	474,491	470,428	994,441	481,488	512,953	170,055	85,766	84,289

This content downloaded from 14.194.219.90 on Fri, 09 Feb 2024 06:46:19 +00:00
All use subject to https://about.jstor.org/terms

II.—LANGUAGES FOREIGN TO INDIA.												
A.—Aryan.												
(a.)—Iranic.												
Persian	185	87	98	...	...	...	27	27	...	...	...	...
Pashtu	4	4	...	...	...	...	...	...	...	...	...	...
(c.)—Italic.												
French	...	...	...	...	...	...	...	...	...	...	...	...
Portuguese	2	2	...	...	...	...	18	17	1	...	...	...
(d.)—Teutonic.												
(i) Germanic.												
English	475	245	230	78	36	40	102	2	30	3	2	1
German	...	...	...	...	...	...	4	2	2	...	...	...
(ii) Scandinavian.												
Norwegian	3	3	...	...	...	...	16	16	...	...	...	...
Swedish	...	...	...	...	...	...	3	3	...	...	...	...
(f.)—Slavonic.												
Slavonic	...	...	...	...	...	...	1	1	...	...	...	...
B.—Semitic.												
Arabic	62	35	27	3	3	...	13	12	1	...	...	...
TOTAL LANGUAGES FOREIGN TO INDIA	731	376	355	79	39	40	184	150	34	3	2	1
DISTRICT TOTALS	1,937,671	940,557	997,114	944,998	474,530	474,468	994,625	481,638	512,987	170,058	85,768	84,290

This content downloaded from 14.194.219.90 on Fri, 09 Feb 2024 06:46:19 +00:00
All use subject to https://about.jstor.org/terms

TABLE X.—Parent tongue—Chutia Nagpur Division.

Languages.	Hazaribagh.			Lohardaga.			Manbhum.			Singhbhum.		
	Total.	Male.	Female.	Total.	Male.	Female.	Total.	Male.	Female.	Total.	Male.	Female.
I.—LANGUAGES OF INDIA AND ADJACENT COUNTRIES.												
A.—Aryan.												
Bengali	7,333	3,790	*3,543*	24,495	12,545	*11,950*	907,690	448,605	*459,085*	106,686	54,255	*52,431*
Hindi	1,079,495	524,079	*555,416*	1,063,485	524,327	*539,158*	121,798	63,050	*58,748*	25,867	13,187	*12,680*
Uria	113	79	*34*	3,816	2,000	*1,816*	1,244	750	*494*	114,402	57,024	*57,378*
Panjabi	14	10	*4*	6	6	...	...	...	...	10	10	...
Kashmiri	17	17	...	...	...	...	...	...	...	...	...	...
Marhathi	40	39	*1*	...	...	...	...	...	...	7	5	*2*
Gujrathi	6	...	*6*	...	...	...	11	8	*3*	21	21	...
Marwari	...	...	...	...	...	...	11	10	*1*	64	38	*26*
Sindhi	1	1	...	...	...	...	...	...	...	...	...	...
B.—Dravidian.												
Uraon	...	...	...	338,136	160,526	*177,610*	1,071	563	*508*	2	2	...
Tamil	2	1	*1*	...	...	...	107	56	*51*	368	190	*178*
Kandh	...	...	...	23	10	*13*	...	...	...	...	...	...
Gond	583	317	*266*	...	...	...	...	...	...	...	...	...
Malayalam	20	10	*10*	...	...	...	...	...	...	...	...	...
Telugu	9	9	...	1	1	...	14	7	*7*	1	...	*1*
C.—Kolarian.												
Santali	72,535	36,619	*35,916*	2,454	1,250	*1,204*	155,614	77,224	*78,390*	59,212	28,538	*30,674*
Munda	125	65	*60*	240,790	120,831	*119,959*	1,301	632	*669*	223,031	109,744	*113,287*
Korwa	3,667	1,739	*1,928*	51,619	24,263	*27,356*	4,043	2,009	*2,034*	15,533	8,195	*7,338*
Bhumij	...	...	...	591	277	*314*	...	...	...	89	63	*26*
D.—(b)—Eastern Frontier.												
Manipuri	3	3	...	...	...	...	...	...	...	...	...	...
(c)—Burmese.												
Burmese	12	12	...	...	...	...	...	...	...	...	...	...
TOTAL, LANGUAGES OF INDIA AND ADJACENT COUNTRIES	1,163,975	566,790	597,185	1,725,416	846,036	879,380	1,192,904	592,914	599,990	545,293	271,272	274,021

This content downloaded from 14.194.219.90 on Fri, 09 Feb 2024 06:46:19 +00:00
All use subject to https://about.jstor.org/terms

II.—LANGUAGES FOREIGN TO INDIA.												
A.—Aryan.												
(a).—Iranic.												
Armenian	1	1	...	...	...	...	9	5	4	...	...	...
Pashtu	25	25	...	68	54	14	69	67	2	13	13	...
Persian	7	7	...	...	...	...	229	134	95	11	9	2
(c).—Italic.												
French	...	...	...	...	...	...	13	6	7	2	2	...
Spanish	...	...	...	...	...	...	...	...	...	1	...	1
Italian	3	3	...	...	...	...	...	...	...	...	...	...
(d).—Teutonic.												
English	301	133	168	140	83	57	93	69	24	152	115	37
German	2	2	...	16	14	2	...	...	...	4	...	4
Flemish	...	...	...	2	1	1	...	...	...	...	...	...
(e).—Celtic.												
Irish	7	3	4	3		...	...	...	...	...	...	...
Gaelic	...	...	...	...	...	...	1	1	...	...	...	...
B.—Semitic.												
Arabic	...	...	...	2	2	...	10	3	7	3	3	...
E.—Mongolian.												
Chinese	...	...	...	...	...	...	...	...	...	4	...	4
TOTAL, LANGUAGES FOREIGN TO INDIA	346	174	172	231	157	74	424	285	139	190	142	48
Unspecified	...	...	...	8	...	8	...	...	...	5	3	2
DISTRICT TOTALS	1,164,321	566,964	597,357	1,725,655	846,193	879,462	1,193,328	593,199	600,129	545,488	271,417	274,071

This content downloaded from 14.194.219.90 on Fri, 09 Feb 2024 06:46:19 +00:00
All use subject to https://about.jstor.org/terms

TABLE X.—Parent tongue—Feudatory States.

Languages.	Kuch Bihar.			Orissa Tributary States.			Chutia Nagpur Tributary States.			Total Feudatory States.		
	Total.	Male.	Female.	Total.	Male.	Female.	Total.	Male.	Female.	Total.	Male.	Female.
I.—LANGUAGES OF INDIA AND ADJACENT COUNTRIES.												
A.—Aryan.												
Bengali	567,067	292,752	*274,315*	51,521	26,346	*25,175*	27,481	13,918	*13,563*	646,069	333,016	*313,053*
Hindi	10,413	8,893	*1,520*	8,813	4,915	*3,898*	484,990	247,042	*237,948*	504,216	260,850	*243,366*
Uria	54	54	...	1,318,918	659,156	*660,762*	170,547	80,387	*90,160*	1,490,519	739,597	*750,922*
Marwari	8	8	...	8	5	*3*	25	25	...	41	38	*3*
Panjabi	10	10	...	4	3	*1*	...	...	...	14	13	*1*
Gujrati	...	...	...	9	7	*2*	...	...	...	9	7	*2*
Marathi	...	...	...	...	...	...	8	7	*1*	8	7	*1*
Assamese	157	147	*10*	...	...	...	...	...	...	157	147	*10*
Nepali-Hindi	19	16	*3*	...	...	...	...	...	...	19	16	*3*
B.—Dravidian.												
Oraon	...	...	...	...	...	...	110	56	*54*	110	56	*54*
Telugu	...	...	...	3,172	1,653	*1,519*	97	47	*50*	3,269	1,700	*1,569*
Tamil	5	3	*2*	...	...	...	...	...	...	5	3	*2*
Gond	...	...	...	21,724	11,640	*10,084*	5	3	*2*	21,729	11,643	*10,086*
Kandh	...	...	...	14,928	7,577	*7,351*	...	...	...	14,928	7,577	*7,351*
C.—Kolarian.												
Santali	199	99	*100*	165,538	81,853	*83,685*	97,005	54,945	*42,060*	262,742	136,897	*125,845*
Mundari	...	...	...	59,626	30,363	*29,263*	56,257	29,209	*27,048*	115,883	59,572	*56,311*
Korwa	...	...	...	236	123	*113*	46,606	23,927	*22,679*	46,842	24,050	*22,792*
Baiga	...	...	...	40,032	20,019	*20,013*	193	91	*102*	40,225	20,110	*20,115*
Juang	...	...	...	11,089	5,735	*5,354*	15	9	*6*	111,104	5,744	*5,360*
D.—Tibeto-Burman.												
(a).—Himalayan.												
Bhutani	131	64	*67*	...	...	...	...	...	...	131		*67*

This content downloaded from 14.194.219.90 on Fri, 09 Feb 2024 06:46:19 +00:00
All use subject to https://about.jstor.org/terms

(b).—Eastern Frontiers.												
Garo	690	322	*368*	...	...	...	...	...	...	690	322	*368*
(c).—Burmese.												
Arakanese	1	1	...	...	...	...	...	...	...	1	1	...
TOTAL, LANGUAGES OF INDIA AND ADJACENT COUNTRIES	578,754	302,369	276,385	1,696,618	849,395	847,223	883,339	449,666	433,673	3,158,711	1,601,430	1,557,281
II.—LANGUAGES FOREIGN TO INDIA.												
A.—Aryan.												
(a).—Iranic.												
Persian	18	14	*4*	20	12	*8*	...	...	...	38	26	*12*
Armenian	1	1	...	...	...	...	...	...	...	1	1	...
Pashtu	25	24	*1*	...	...	...	4	4	...	29	28	*1*
(c).—Italic.												
Portuguese	2	2	...	...	...	...	...	...	...	2	2	...
(d).—Teutonic.												
English	65	45	*20*	14	11	*3*	...	...	...	79	56	*23*
German	2	2	...	...	...	...	...	...	...	2	2	...
Flemish	...	...	...	1	1	...	...	...	...	1	1	...
B.—Semitic.												
Arabic	...	...	...	48	24	*24*	16	13	*3*	64	37	*27*
Hebrew	1	...	*1*	...	...	...	...	...	...	1	...	*1*
TOTAL, LANGUAGES FOREIGN TO INDIA	114	88	26	83	48	35	20	17	3	217	153	64
Unspecified	...	...	...	9	7	*2*	...	...	...	9	7	*2*
DISTRICT TOTALS ...	578,868	302,457	276,411	1,696,710	849,450	847,260	883,359	449,683	433,676	3,158,937	1,601,590	1,557,347

This content downloaded from 14.194.219.90 on Fri, 09 Feb 2024 06:46:19 +00:00
All use subject to https://about.jstor.org/terms



This content downloaded from
14.194.219.90 on Fri, 09 Feb 2024 06:46:19 +00:00
All use subject to https://about.jstor.org/terms

TABLE XI.

Birthplace.

This content downloaded from
14.194.219.90 on Fri, 09 Feb 2024 06:46:19 +00:00
All use subject to https://about.jstor.org/terms

TABLE XI.—Birthplace—Bardwan Division.

District State, Province or Country of Birth.	District of Enumeration.																	
	Bardwan.			Bankura.			Birbhum.			Midnapur.			Hugli.			Howrah.		
	Male.	Female.	Total.	Male.	Female.	Total.	Male.	Female.	Total.	Male.	Female.	Total.	Male.	Female.	Total.	Male.	Female.	Total.
A.—WITHIN THE PROVINCE.																		
(I) In British Territory.																		
Bardwan	631,622	656,666	1,288,488	2,569	5,423	7,992	3,813	7,985	11,798	466	319	785	8,577	13,209	21,786	1,458	1,086	2,544
Bankura	9,724	11,904	21,628	508,747	518,268	1,027,015	195	448	643	3,064	5,326	8,390	14,324	11,597	25,921	1,438	636	2,074
Birbhum	4,135	6,707	10,842	161	262	423	368,895	382,304	751,200	26	13	39	754	638	1,392	130	112	242
Midnapur	451	534	985	4,490	7,393	11,883	38	20	58	1,287,695	1,301,466	2,589,161	5,675	9,370	15,045	6,718	5,254	11,972
Hugli	2,577	4,956	7,533	1,027	2,483	3,510	233	105	338	3,259	5,644	8,903	479,477	497,239	976,716	16,314	18,145	34,459
Howrah	465	416	881	11	10	21	10	13	23	348	298	646	1,462	3,661	5,123	296,819	314,190	611,009
24-Parganas	430	464	894	110	116	226	165	111	276	739	347	1,086	1,742	2,169	3,911	2,997	4,400	7,397
Calcutta	275	272	547	...	...	...	12	20	32	213	118	331	450	845	1,295	632	850	1,482
Nadia	4,590	5,639	10,229	127	48	175	274	99	373	210	101	311	2,891	3,165	6,056	893	519	1,412
Jessor	212	162	374	21	4	25	48	24	72	132	23	155	638	232	870	378	112	490
Murshidabad	1,654	2,594	4,248	20	18	38	4,669	7,725	12,394	63	49	112	462	352	814	178	80	258
Khulna	...	5	5	7	..	7	2	...	2	23	49	72	108	35	143	44	72	116
Dinajpur	1	58	59	6	3	9	10	15	25	11	...	11	5	3	8	3	9	12
Rajshahi	...	...	...	...	...	...	23	30	53	9	4	13	21	173	194	5	5	10
Rangpur	33	...	33	2	13	15	8	11	19	...	1	1	71	28	99	6	...	6
Bogra	4	...	4	7	...	7	2	...	2	2	6	8	10	32	42	3	...	3
Pabna	39	19	58	3	6	9	20	4	24	7	11	18	103	85	188	42	8	50
Darjeeling	1	1	2	...	...	...	1	...	1	...	...	...	6	3	9	20	44	64
Jalpaiguri	...	...	...	...	...	...	...	...	...	...	...	...	16	44	60	...	1	1
Dacca	90	99	189	53	9	62	59	18	77	95	20	115	263	231	494	611	102	713
Faridpur	26	9	35	7	2	9	45	21	66	45	23	68	123	93	216	230	166	396
Bakharganj	4	5	9	4	3	7	6	6	12	36	8	44	36	36	72	19	6	25
Maimansingh	53	14	67	4	4	8	6	56	62	3	2	5	...	...	...	32	13	45
Tippera	6	10	16	...	1	1	6	3	9	3	2	5	24	54	78	9	...	9
Noakhali	18	1	19	1	1	2	...	2	2	1	...	1	5	5	10	23	8	31
Chittagong	...	2	2	...	...	...	...	3	3	7	1	8	48	12	60	30	8	38
Patna	721	482	1,203	61	26	87	204	125	329	75	39	114	972	536	1,508	2,537	865	3,402

This content downloaded from 14.194.219.90 on Fri, 09 Feb 2024 06:46:19 +00:00
All use subject to https://about.jstor.org/terms

Gaya	2,456	1,649	4,098	332	95	427	249	151	400	443	129	572	955	195	1,150	1,546	446	1,992
Shahabad	1,452	517	1,969	241	42	283	966	338	1,304	997	241	1,238	569	256	825	3,031	1,171	4,202
Darbhanga	8	69	77	1	...	1	58	2	60	9	14	23	190	113	303	197	...	197
Muzaffarpur	425	35	460	26	3	29	80	21	101	49	11	60	441	107	548	1,506	296	1,802
Saran	1,234	96	1,330	37	1	38	124	13	137	128	23	151	837	204	1,041	3,316	844	4,160
Champaran	11	...	11	...	...	...	47	20	67	34	47	81	31	7	38	235	61	296
Bhagalpur	400	85	485	23	8	31	349	154	503	20	2	22	64	25	89	134	36	170
Monghyr	1,212	653	1,865	37	4	41	270	...	270	39	5	44	266	116	382	1,386	327	1,713
Purnea	594	54	648	30	15	45	21	10	31	115	104	219	138	118	256	54	3	57
Malda	207	153	360	1	...	1	82	109	191	...	4	4	9	2	11	6	...	6
Santal Parganas	2,873	3,368	6,241	37	72	109	6,623	7,653	14,276	10	416	426	145	110	255	114	81	195
Cuttack	354	76	430	107	18	125	100	6	106	2,116	570	2,686	1,331	136	1,467	2,991	254	3,245
Puri	...	...	...	28	...	28	...	...	...	366	221	587	5	...	5	49	2	51
Balasor	105	1	106	40	7	47	...	3	3	2,032	4,488	7,420	592	686	1,278	859	28	887
Angul	...	...	...	...	...	...	...	...	...	...	...	...	...	...	...	...	...	...
Hazaribagh	1,628	1,092	2,720	47	9	56	65	16	81	43	72	115	...	...	...	255	57	312
Lohardaga	228	69	297	101	77	178	2	...	2	63	11	74	...	...	...	1,050	195	1,245
Manbhum	8,260	7,662	15,922	6,526	8,819	15,345	157	241	398	824	340	1,164	406	234	700	109	49	158
Singhbhum	72	11	83	174	197	371	20	11	31	1,720	2,377	4,097	...	...	...	37	...	37
Total ...	678,850	706,609	1,385,452	525,226	543,460	1,068,686	387,956	407,896	795,852	1,306,440	1,322,945	2,629,385	524,302	546,156	1,070,458	348,444	350,541	698,985
(ii) In Feudatory States.																		
Kuch Bihar	...	3	3	...	...	...	1	...	1	...	...	...	2	3	5	1	1	2
Orissa Tributary States ...	...	...	...	...	...	...	28	3	31	...	...	...	...	...	...	...	...	...
Chutia Nagpur Tributary States	...	...	...	1	2	3	9	3	12	4	...	4	2,483	252	2,735	228	...	228
Total ...	...	3	3	1	2	3	38	6	44	4	...	4	2,485	255	2,740	229	1	230
TOTAL A ...	678,850	706,605	1,385,455	525,227	543,462	1,068,689	387,994	407,902	795,896	1,306,444	1,322,945	2,629,389	526,787	546,411	1,073,198	348,673	350,542	699,215
B.—IN OTHER PROVINCES OR STATES IN INDIA.																		
(i) In British Territory.																		
Assam and Lushai country	10	28	38	18	20	38	15	2	17	19	30	49	58	32	90	180	19	199
Bombay	37	46	83	7	2	9	...	...	...	11	...	11	14	11	25	20	23	43
Sindh	...	...	...	...	...	...	7	3	10	...	...	...	...	...	...	...	...	...
Burma	4	3	7	...	...	...	3	...	3	26	...	26	2	4	6	15	2	17

This content downloaded from 14.194.219.90 on Fri, 09 Feb 2024 06:46:19 +00:00
All use subject to https://about.jstor.org/terms

TABLE XI.—Birthplace—Bardwan Division—*continued.*

District, State, Province, or Country of Birth.	District of Enumeration.																	
	Bardwan.			Bankura.			Birbhum.			Midnapur.			Hugli.			Howrah.		
	Male.	Female.	Total.	Male.	Female.	Total.	Male.	Female.	Total.	Male.	Female.	Total.	Male.	Female.	Total.	Male.	Female.	Total.
B—(i)—*concluded.*																		
Central Provinces	...	...	...	12	*16*	28	...	...	...	113	*56*	169	145	*91*	236	528	*110*	638
Madras	58	*28*	86	5	...	5	11	2	13	81	*41*	122	...	...	...	38	*12*	50
North-West Provinces ...	2,353	*1,626*	4,009	366	*107*	473	1,334	*205*	1,539	933	*210*	1,143	1,689	*755*	2,444	13,611	*4,765*	18,376
Oudh	414	*198*	612	98	*31*	129	90	*49*	139	179	*70*	249	189	*199*	388	1,068	*222*	1,290
Punjab	90	*38*	128	81	*62*	143	16	*4*	20	102	*26*	128	32	*20*	52	137	*424*	561
Andamans	1	...	1	...	...	...	...	...	...	...	*1*	1	...	...	...	...	...	...
Total ...	2,997	*1,967*	4,964	587	238	825	1,476	265	1,741	1,464	*434*	1,898	2,129	*1,112*	3,241	15,597	*5,577*	21,174
(ii) In Feudatory States.																		
Hyderabad	...	...	...	...	...	...	...	...	...	14	*5*	19	2	...	2	...	...	...
Baroda	...	...	...	...	...	...	...	...	...	5	*6*	11	1	...	1	...	...	...
Mysore and Bangalore ...	3	...	3	...	...	...	...	...	...	3	*7*	10	...	...	...	...	...	...
Kashmir and Jammu ...	6	...	6	1	...	1	...	...	...	...	...	...	1	...	1	10	...	10
Rajputana States	518	*127*	645	89	*27*	116	84	*10*	94	47	*3*	50	40	*10*	50	213	*67*	280
Central India States ...	84	*56*	140	...	...	...	3	...	3	3	...	3	42	*16*	58	...	...	...
Manipur	...	*12*	12	...	...	...	...	...	...	6	...	6	2	*3*	5	21	*4*	25
India (unspecified) ...	...	...	...	...	...	...	...	...	...	...	...	...	...	...	...	6	*8*	14
Total ...	611	*195*	806	90	27	1,172	87	*10*	97	78	*21*	99	88	*29*	117	250	*79*	329
TOTAL B ...	3,608	2,162	5,770	677	265	942	1,563	275	1,838	1,542	455	1,997	2,217	1,141	3,358	15,847	5,656	21,503
C.—IN COUNTRIES IN ASIA BEYOND INDIA.																		
(I) Adjacent to India.																		
Afghanistan	69	*1*	70	23	...	23	42	...	42	75	*1*	76	65	...	65	26	*1*	27

This content downloaded from 14.194.219.90 on Fri, 09 Feb 2024 06:46:19 +00:00
All use subject to https://about.jstor.org/terms

Nipal	3	...	3	7	...	7	10	3	13	1	5	6	5	...	5		8	14
China	2	...	2	...	...	...	...	...	...	...	...	...	...	...	...	16	3	19
Straits Settlements and Malaya	...	...	...	...	...	...	...	2	2	...	...	...	...	...	...	...	...	...
Ceylon	3	2	5	...	...	...	...	...	...	...	1	1	...	...	...	...	...	...
Total ...	17	3	80	30	...	30	52	5	57	76	7	83	70	...	70	48	12	60
(ii) Remote from India.																		
Persia	1	...	1	...	...	...	...	...	...	...	...	...	...	...	...	...	...	...
Arabia, Bagdad, &c. ...	11	10	21	2	...	2	7	1	8	10	...	10	6	5	11	31	3	34
Asia (unspecified) ...	...	...	...	...	...	...	2	6	8	...	...	...	...	...	...	3	4	7
Total ...	12	10	22	2	...	2	9	7	16	10	...	10	6	5	11	34	7	41
TOTAL C ...	89	13	102	32	...	32	61	12	73	86	7	93	76	5	81	82	19	101
D.—IN COUNTRIES IN EUROPE.																		
England and Wales ...	110	62	172	3	...	3	14	2	16	5	2	7	20	9	29	118	60	178
Scotland	29	24	53	1	...	1	3	2	5	2	...	2	37	3	40	85	21	106
Ireland	34	45	79	...	...	...	2	...	2	2	1	3	...	...	...	16	8	24
Channel Islands, Isle of Man, &c.	...	...	...	...	...	...	...	...	...	...	...	...	...	...	...	1	1	2
Gibraltar	1	...	1	...	...	...	...	...	...	...	...	...	...	...	...	...	...	...
France	24	21	45	...	...	...	...	...	...	...	...	...	...	...	...	1	...	1
Belgium	...	...	...	...	...	...	...	...	...	2	...	2	...	...	...	1	1	2
Denmark and Iceland ...	...	...	...	...	...	...	...	1	1	...	...	...	...	...	...	...	...	...
Russia in Europe, Finland, Poland, &c. ...	...	...	...	...	...	...	...	...	...	...	...	...	2	2	4	1	3	4
Austria and Bohemia ...	...	3	3	...	...	...	...	...	...	...	...	...	...	...	...	1	...	1
Hungary	...	...	...	...	...	...	...	...	...	...	...	...	...	...	...	1	...	1
Greece and Ionian Islands	2	1	3	...	...	...	...	...	...	...	...	...	...	...	...	...	...	...
Italy	34	26	60	...	...	...	...	...	...	...	...	...	...	...	...	23	...	23
Portugal	...	...	...	...	...	...	...	...	...	...	...	...	...	...	...	1	...	1
Germany	29	23	52	...	...	...	...	...	...	...	...	...	...	...	...	1	2	3
Europe (unspecified) ...	...	...	...	...	...	...	...	...	...	...	...	...	...	...	...	2	1	3
TOTAL D ...	263	205	468	4	...	4	19	5	24	11	3	14	59	14	73	252	97	349

This content downloaded from 14.194.219.90 on Fri, 09 Feb 2024 06:46:19 +00:00
All use subject to https://about.jstor.org/terms

TABLE XI.—Birthplace—Bardwan Division—*concluded.*

District, State, Province or Country of Birth.	District of Enumeration.																	
	Bardwan.			Bankura.			Birbhum.			Midnapur.			Hugli.			Howrah.		
	Male.	Female.	Total.	Male.	Female.	Total.	Male.	Female.	Total.	Male.	Female.	Total.	Male.	Female.	Total.	Male.	Female.	Total.
E.—IN COUNTRIES IN AFRICA.																		
Mauritius	...	...	...	...	...	...	...	...	...	7	...	7	...	...	...	...	...	...
Africa (unspecified) ...	...	...	...	...	...	...	2	...	2	3	...	3	...	...	...	7	7	14
TOTAL E ...	...	...	...	...	...	...	2	...	2	10	...	10	...	...	...	7	7	14
F.—IN COUNTRIES IN AMERICA.																		
Canada	58	23	81	...	...	...	...	...	...	...	...	...	...	...	...	...	...	...
America (unspecified) ...	...	...	...	...	...	...	...	...	...	7	6	13	...	...	...	5	...	5
TOTAL F ...	58	23	81	...	...	...	...	...	...	7	6	13	...	...	...	5	...	5
G.—IN COUNTRIES IN AUSTRALIA.																		
Australia (unspecified) ...	1	...	1	1	...	1	...	...	...	...	...	...	...	...	...	...	...	...
New Zealand	2	...	2	...	...	...	...	...	...	...	...	...	...	...	...	...	...	...
TOTAL G ...	3	...	3	1	...	1	...	...	...	...	...	...	...	...	...	...	...	...
H.—BORN AT SEA ...	1	...	1	...	...	...	...	...	...	...	...	...	...	...	...	24	...	24
TOTAL DISTRICT POPULATION ...	682,872	709,008	1,391,880	525,941	543,727	1,069,668	389,639	408,194	797,833	1,308,100	1,323,416	2,631,516	529,139	547,571	1,076,710	364,690	356,321	721,211

This content downloaded from 14.194.219.90 on Fri, 09 Feb 2024 06:46:19 +00:00
All use subject to https://about.jstor.org/terms

TABLE XI.—Birthplace—Presidency Division.

District, State, Province or Country of Birth.	District of Enumeration.																	
	24-Parganas.			Calcutta.			Nadia.			Jessor.			Murshidabad.			Khulna.		
	Male.	Female.	Total.	Male.	Female.	Total.	Male.	Female.	Total.	Male.	Female.	Total.	Male.	Female.	Total.	Male.	Female.	Total.
A.—WITHIN THE PROVINCE.																		
(i) In British Territory.																		
Bardwan	3,533	*3,300*	6,833	16,442	*10,067*	26,509	2,847	*4,216*	7,063	307	*413*	720	11,752	2,893	14,645	209	*194*	403
Bankura	2,277	*1,571*	3,848	2,139	*1,080*	3,219	496	*424*	920	231	*213*	444	...	...	...	40	*18*	58
Birbhum	220	*218*	438	663	*367*	1,030	119	*183*	302	50	*19*	69	4,016	*7,306*	11,322	1	*1*	2
Midnapur	...	...	...	17,175	*9,746*	26,921	152	*121*	273	48	*33*	81	39	*56*	95	84	*51*	135
Hugli	9,157	*7,586*	16,743	37,218	*18,608*	55,826	1,581	*1,704*	3,285	217	*246*	463	193	*141*	334	190	*72*	262
Howrah	5,838	*420*	6,258	3,103	*1,801*	4,904	46	*20*	66	21	*21*	42	8	*6*	14	17	*12*	29
24-Parganas	882,807	*847,465*	1,730,362	32,330	*26,140*	58,470	1,306	*1,844*	3,150	462	*1,968*	2,430	217	*196*	413	4,087	*5,079*	9,166
Calcutta	...	...	...	104,632	*103,056*	207,688	111	*259*	370	66	*61*	127	104	*134*	238	82	*52*	144
Nadia	5,492	*4,421*	9,913	12,389	*5,131*	17,520	766,649	*804,514*	1,571,163	8,720	*11,123*	19,843	7,847	*9,923*	17,770	1,791	*380*	2,171
Jessor	9,405	*3,120*	12,525	7,146	*1,695*	8,841	7,291	*9,502*	16,793	917,251	*919,656*	1,836,907	171	*99*	270	17,470	*11,258*	28,728
Murshidabad	923	*655*	1,578	1,884	*934*	2,818	3,991	*6,058*	10,049	139	*124*	263	560,822	*609,852*	1,170,674	35	*23*	58
Khulna	5,542	*4,600*	10,142	1,070	*400*	1,470	169	*62*	231	3,707	*5,919*	9,626	60	*26*	86	568,109	*531,664*	1,097,773
Dinajpur	7	*482*	489	246	*134*	380	44	*40*	84	35	*6*	41	31	*22*	53	3	*2*	5
Rajshahi	112	*15*	127	508	*208*	716	3,057	*3,321*	6,378	100	*38*	138	504	*737*	1,241	25	*3*	28
Rangpur	3	*4*	7	194	*98*	292	66	*89*	155	9	*18*	27	22	*26*	48	20	*3*	23
Bogra	1	...	1	245	*13*	258	34	*46*	80	24	*20*	44	26	*60*	86	33	*14*	47
Pabna	435	*56*	491	1,186	*406*	1,592	3,085	*2,962*	6,047	415	*265*	680	115	*290*	405	1,099	*5*	1,104
Darjeeling	10	*3*	13	147	*52*	199	6	*5*	11	...	...	...	...	...	...	2	...	2
Jalpaiguri	...	...	...	27	*7*	34	12	*2*	14	2	*4*	6	...	*16*	16	...	...	...
Dacca	1,464	*397*	1,861	10,370	*2,950*	13,320	700	*735*	1,435	256	*148*	404	446	*332*	778	1,373	*102*	1,475

This content downloaded from 14.194.219.90 on Fri, 09 Feb 2024 06:46:19 +00:00
All use subject to https://about.jstor.org/terms

This content downloaded from 14.194.219.90 on Fri, 09 Feb 2024 06:46:19 +00:00
All use subject to https://about.jstor.org/terms

TABLE XI.—Birthplace—Presidency Division—*continued.*

District, State, Province or Country of Birth.	District of Enumeration.																	
	24-Parganas.			Calcutta.			Nadia.			Jessor.			Murshidabad.			Khulna.		
	Male.	Female.	Total.	Male.	Female.	Total.	Male.	Female.	Total.	Male.	Female.	Total.	Male.	Female.	Total.	Male.	Female.	Total.
A—(i)—*continued.*																		
Faridpur	2,554	*847*	3,401	4,182	*1,109*	5,291	1,903	*2,626*	4,529	5,192	*6,156*	11,348	352	*247*	599	6,367	*2,141*	8,508
Bakharganj	468	*243*	711	4,812	*687*	5,499	117	*115*	232	451	*287*	738	181	*13*	194	14,683	*8,039*	22,722
Maimansingh	420	...	420	2,464	*286*	2,750	212	*307*	519	106	*34*	140	216	*267*	483	341	*7*	348
Chittagong	83	*9*	92	2,029	*337*	2,366	26	*6*	32	43	*4*	47	...	...	...	70	*4*	74
Noakhali	99	*20*	119	1,633	*72*	1,705	28	*28*	56	7	*3*	10	...	...	...	181	*40*	221
Tippera	106	*11*	117	661	*177*	838	107	*200*	307	36	*11*	47	18	*87*	105	80	*57*	137
Patna	5,492	*3,074*	8,566	17,197	*7,555*	24,752	358	*60*	418	140	*42*	182	1,065	*603*	1,668	311	*23*	334
Gaya	2,940	*1,355*	4,295	25,605	*7,574*	33,179	392	*197*	589	228	*28*	256	345	*283*	628	120	*16*	136
Shahabad	651	*2,145*	2,796	13,514	*4,247*	17,761	642	*176*	818	347	*82*	429	859	*313*	1,172	344	*33*	377
Darbhanga	1,029	*510*	1,539	1,903	*166*	2,069	147	*4*	151	46	*3*	49	377	*62*	439	111	*7*	118
Muzaffarpur	2,500	*383*	2,883	11,250	*1,318*	12,568	701	*79*	780	216	*21*	237	1,001	*284*	1,285	228	*1*	229
Saran	4,639	*1,274*	5,913	12,073	*1,951*	14,024	477	*72*	549	481	*25*	506	899	*1,670*	2,569	401	*14*	415
Champaran	29	...	29	328	*30*	358	15	*5*	20	...	...	...	16	...	16	11	...	11
Bhagalpur	380	*394*	774	1,668	*570*	2,238	160	*45*	205	19	*25*	44	755	*597*	1,352	31	...	31
Monghyr	1,468	*735*	2,203	9,303	*1,137*	10,440	490	*44*	534	124	*6*	130	1,005	*287*	1,292	177	*31*	208
Purnea	143	...	143	1,509	*234*	1,743	457	*254*	711	92	*90*	182	269	*181*	450	32	*2*	34
Malda	7	*15*	22	858	*63*	921	67	*36*	103	5	*12*	17	3,264	*3,657*	6,921	1	*1*	2
Santal Parganas	82	*51*	133	229	*151*	380	44	*40*	84	12	*11*	23	3,627	*2,588*	6,215	2	*2*	4
Cuttack	7,182	*2,965*	10,147	18,211	*2,120*	20,331	217	*41*	258	224	*16*	240	173	*32*	205	263	*26*	288
Puri	39	*141*	180	98	*23*	121	22	*14*	36	14	*3*	17	53	*22*	75	10	...	10
Balasor	4,431	*629*	5,060	4,547	*480*	5,027	6	...	6	49	*1*	50	4	...	4	76	*5*	81
Angul	...	...	...	...	...	...	...	...	...	...	...	...	...	...	...	...	...	...

Hazaribagh	2,148	*1,010*	3,238	2,364	*504*	2,868	389	*248*	637	24	*20*	44	880	*296*	1,176	101	*15*	116
Lohardaga	2,477	*1,720*	4,197	139	*68*	206	42	*44*	86	14	*10*	24	64	*62*	146	187	*122*	309
Manbhum	1,562	*1,106*	2,668	307	*107*	414	247	*276*	523	123	*83*	206	244	*156*	400	171	*34*	205
Singhbhum	2	*2*	4	14	*3*	17	2	...	2	...	*1*	1	...	...	...	...	...	...
Bengal (Unspecified) ...	...	...	...	329	*279*	608	...	...	...	...	...	...	...	...	...	...	...	...
Total ...	968,247	*893,032*	1,861,279	386,340	*214,141*	600,481	798,980	*841,024*	1,640,004	940,051	*947,271*	1,887,322	602,060	*643,822*	1,245,882	616,978	*559,553*	1,176,531
(ii) In Feudatory States.																		
Kuch Bihar	...	...	...	...	...	...	9	*9*	18	3	...	3	...	...	...	...	...	...
Orissa Tributary States ...	37	*4*	41	39	...	39	9	...	9	13	*5*	18	...	...	...	11	...	11
Chutia Nagpur Tributary States	415	*350*	765	...	...	...	22	...	22	6	...	6	...	...	...	...	...	...
Total ...	452	*354*	806	39	...	39	40	*9*	49	22	*5*	27	...	...	...	...	...	...
TOTAL A ...	968,699	893,386	1,862,085	386,379	214,141	600,520	799,020	841,033	1,640,053	940,073	947,276	1,887,349	602,060	643,822	1,245,882	616,989	559,553	1,176,542
B.—IN OTHER PROVINCES OR STATES IN INDIA.																		
(i) In British Territory.																		
Ajmir-Marwara	...	...	...	...	...	...	178	*97*	275	41	*9*	50	...	...	...	...	...	...
Assam and Lushai Country	1,892	*136*	2,028	785	*313*	1,098	358	*392*	750	49	*16*	65	13	*2*	15	142	...	142
Berar	...	...	...	16	*5*	21	...	...	...	...	...	...	...	...	...	...	...	...
Bombay	302	*108*	410	1,056	*491*	1,547	17	*5*	22	...	...	...	18	*26*	44	...	*1*	1
Sindh	...	*2*	2	...	...	...	...	...	...	...	...	...	...	...	...	...	...	...
Burma	...	*2*	2	461	*220*	681	1	...	1	1	...	1	9	*6*	15	1	...	1
Central Provinces	700	*637*	1,337	6,649	*2,242*	8,891	3	*15*	18	64	*43*	107	60	*52*	112	1	*1*	2
The Deccan	...	...	...	1,083	*315*	1,398	...	...	...	...	...	...	...	...	...	...	...	...
Madras	12	*17*	29	680	*507*	1,187	...	...	...	2	*1*	3	3	...	3	14	...	14
North-West Provinces ...	13,205	*5,978*	19,183	40,537	*13,581*	54,118	2,294	*355*	2,649	843	*122*	965	2,774	*1,060*	3,834	625	*109*	734
Oudh	2,388	*2,226*	4,614	...	...	...	103	*21*	124	139	*13*	152	309	*87*	396	118	*2*	120

This content downloaded from 14.194.219.90 on Fri, 09 Feb 2024 06:46:19 +00:00
All use subject to https://about.jstor.org/terms

TABLE XI.—BIRTHPLACE—PRESIDENCY DIVISION—*continued.*

DISTRICT, STATE, PROVINCE OR COUNTRY OF BIRTH.	DISTRICT OF ENUMERATION.																	
	24-PARGANAS.			CALCUTTA.			NADIA.			JESSOR.			MURSHIDABAD.			KHULNA.		
	Male.	Female.	Total.	Male.	Female.	Total.	Male.	Female.	Total.	Male.	Female.	Total.	Male.	Female.	Total.	Male.	Female.	Total.
B—(i)—*concluded.*																		
Panjab	225	*51*	276	2,806	*785*	3,591	73	*16*	89	11	*3*	14	50	...	50	17	*4*	21
Andamans	1	*1*	2	30	*4*	34	...	...	...	2	...	2	...	...	...	...	...	...
Total ...	18,725	*9,153*	27,883	54,103	*18,463*	72,566	3,027	*901*	3,928	1,152	*207*	1,359	3,236	*1,233*	4,469	918	*117*	1,035
(ii) In Feudatory States.																		
Hyderabad	...	...	...	...	...	...	...	...	...	...	...	...	1	...	1	2	...	2
Mysore and Bangalore ...	30	...	30	17	*17*	34	...	...	...	...	...	...	2	*5*	7	1	...	1
Malacca	...	...	...	5	...	5	...	...	...	...	...	...	...	...	...	...	...	...
Kashmir and Jamu ...	2	...	2	...	...	...	...	...	...	...	...	...	1	...	1	...	...	...
Rajputana States	112	*17*	129	...	...	...	...	...	...	...	...	...	231	*156*	387	15	...	15
Central India States ...	...	...	...	52	*58*	110	...	...	...	...	...	...	6	*6*	12	...	...	...
Manipur	...	...	...	...	...	...	...	...	...	...	...	...	12	...	12	...	...	...
India (unspecified) ...	...	...	...	66	*35*	101	...	...	...	...	...	...	...	...	...	...	...	...
Total ...	144	*17*	161	140	*110*	250	...	...	...	...	...	...	253	*167*	420	18	...	18
TOTAL B ...	18,869	9,175	28,044	54,243	18,573	72,816	3,027	901	3,928	1,152	207	1,359	3,489	1,400	4,889	936	117	1,053
C.—IN COUNTRIES IN ASIA BEYOND INDIA.																		
(i) Adjacent to India.																		
Beluchistan	...	...	...	3	*2*	5	25	...	25	...	...	...	...	...	...	...	...	...

This content downloaded from 14.194.219.90 on Fri, 09 Feb 2024 06:46:19 +00:00
All use subject to https://about.jstor.org/terms

Afghanistan	68	...	68	203	73	276	33	...	33	83	...	83	78	47	125	49	...	49
Tibet	...	...	...	36	20	56	...	...	...	...	...	...	...	...	...	...	...	...
Nipal	2	3	5	437	219	656	2	2	4	4	1	5	5	...	5	1	...	1
Bhutan	6	...	6	...	...	...	1	...	1	...	...	...	...	...	...	...	...	...
China	...	...	...	762	73	835	...	...	...	...	...	...	...	...	...	...	...	...
Straits Settlements and Malaya	...	...	...	43	40	83	...	...	...	...	...	...	...	...	...	...	...	...
Ceylon	...	...	...	45	18	63	1	1	2	1	...	1	...	...	...	...	...	...
Total ..	76	3	79	1,529	445	1,974	62	3	65	88	1	89	83	47	130	50	...	50
(ii) Remote from India.																		
Persia	...	...	...	85	26	111	...	...	...	...	...	...	...	...	...	...	...	...
Turkey in Asia (Levant, Armenia, &c.)	...	...	...	16	14	30	...	...	...	1	...	1	...	...	...	...	...	...
Arabia, Bagdad, &c. ...	30	26	56	87	28	115	...	...	...	...	...	...	...	...	...	2	...	2
Chinese Tartary (Mongolia, &c.)	...	1	1	7	7	14	...	...	...	...	...	...	...	...	...	...	...	...
Japan	...	...	...	8	8	16	...	...	...	...	...	...	...	...	...	...	...	...
Asia (unspecified)	...	...	...	...	...	...	...	...	...	...	...	...	...	...	...	52	...	52
Total ...	30	27	57	203	83	286	...	...	...	1	...	1	...	...	...	54	...	54
TOTAL O ...	106	30	136	1,732	528	2,260	62	3	65	89	1	90	83	47	130	104	...	104
D.—IN COUNTRIES IN EUROPE.																		
England and Wales ...	1,342	120	1,462	2,724	760	3,484	25	11	36	8	2	10	10	7	17	2	...	2
Scotland	104	23	127	394	135	529	7	2	9	7	5	12	3	2	5	2	1	3
Ireland	82	21	103	202	110	312	2	2	4	...	...	...	1	...	1	...	...	...
Channel Islands, Isle of Man, &c.	4	...	4	...	...	...	...	...	...	...	...	...	...	...	...	...	...	...
Malta	...	...	...	4	...	4	...	...	...	...	...	...	...	...	...	...	...	...
France	...	...	...	188	36	224	...	...	...	...	...	...	3	...	3	...	...	...
Belgium	1	...	1	7	2	9	...	...	...	...	...	...	...	...	...	...	...	...
Holland	...	...	...	1	...	1	...	...	...	...	...	...	...	...	...	...	...	...

This content downloaded from 14.194.219.90 on Fri, 09 Feb 2024 06:46:19 +00:00
All use subject to https://about.jstor.org/terms

TABLE XI.—Birthplace—Presidency Division—*concluded.*

District, State, Province or Country of Birth.	District of Enumeration.																	
	24-Parganas.			Calcutta.			Nadia.			Jessor.			Murshidabad.			Khulna.		
	Male.	Female.	Total.	Male.	Female.	Total.	Male.	Female.	Total.	Male.	Female.	Total.	Male.	Female.	Total.	Male.	Female.	Total.
D—*concluded.*																		
Denmark and Iceland ...	...	...	...	10	10	20	...	2	2	...	...	...	...	...	...	...	...	...
Norway	...	...	...	14	8	22	1	...	1	...	...	...	...	...	...	...	...	...
Sweden	...	...	...	21	...	21	...	...	...	...	...	...	...	...	...	...	...	...
Russia in Europe Finland, Poland, &c. ...	...	...	...	26	21	47	...	...	...	1	1	2	...	...	...	...	...	...
Austria and Bohemia ...	...	...	...	50	33	83	...	...	...	...	...	...	...	...	...	...	...	...
Hungary	...	...	...	4	...	4	...	...	...	...	...	...	...	...	...	...	...	...
Romania	...	...	...	25	2	27	...	...	...	...	...	...	...	...	...	...	...	...
Greece and Ionian Islands	...	...	...	16	5	21	...	...	...	...	...	...	...	1	1	...	...	...
Italy	...	...	...	61	41	102	1	5	6	1	...	1	...	...	...	...	...	...
Spain	...	...	...	16	9	25	...	...	...	...	...	...	...	...	...	...	...	...
Portugal	...	...	...	12	2	14	...	...	...	...	...	...	...	...	...	...	...	...
Switzerland	...	...	...	9	6	15	...	...	...	...	...	...	...	...	...	...	...	...
Germany	69	...	69	119	54	173	...	...	...	1	1	2	...	...	...	...	...	...
Turkey in Europe	...	...	...	41	122	163	1	...	1	...	...	...	2	...	2	...	...	...
Europe (unspecified) ...	...	...	...	13	10	23	...	...	...	1	...	1	...	...	...	...	...	...
TOTAL D ...	1,802	164	1,766	3,957	1,366	5,323	37	22	59	19	9	28	19	10	29	4	1	5
E.—IN COUNTRIES IN AFRICA.																		
Cape Colony	...	...	...	7	4	11	...	...	...	...	...	...	...	...	...	...	...	...
Egypt	...	...	...	1	...	1	1	1	2	...	...	...	...	...	...	...	...	...

This content downloaded from 14.194.219.90 on Fri, 09 Feb 2024 06:46:19 +00:00
All use subject to https://about.jstor.org/terms

| | | |

TABLE XI.—BIRTHPLACE—

DISTRICT OF

DISTRICT, STATE, PROVINCE OR COUNTRY OF BIRTH.	DINAJPUR.			RAJSHAHI.			RANGPUR.		
	Male.	Female.	Total.	Male.	Female.	Total.	Male.	Female.	Total.
A.—WITHIN THE PROVINCE.									
(i) In British Territory.									
Bardwan	656	365	921	166	180	346	200	124	324
Bankura	42	11	53	296	207	503	22	...	22
Birbhum	158	232	390	139	360	499	30	21	51
Midnapur	47	17	64	23	47	70	42	8	50
Hugli	147	42	189	36	40	76	106	34	140
Howrah	10	...	10	14	7	21	14	...	14
24-Parganas	312	112	424	29	20	49	80	61	141
Calcutta	51	383	434	5	7	12	34	...	34
Nadia	2,156	850	3,006	4,432	2,335	6,767	750	238	988
Jessor	488	373	861	525	339	864	403	67	470
Murshidabad	2,572	2,012	4,584	7,071	8,280	15,351	673	159	830
Khulna	36	1	37	11	9	20	45	12	57
Dinajpur	746,035	697,764	1,443,799	3,143	1,417	4 560	381	377	758
Rajshahi	3,694	4,006	7,700	611,628	630,964	1,242,592	351	135	486
Rangpur	3,388	4,920	8,308	39	186	225	1,018,742	989,464	2,008,206
Bogra	972	841	1,813	1,012	1,135	2,147	1,432	1,451	2,883
Pabna	1,097	317	1,414	7,865	3,588	11,453	2,245	1,319	3,564
Darjeeling	103	2	105	...	...	...	1	2	3
Jalpaiguri	1,007	1,701	2,708	4	2	6	398	735	1,133
Dacca	453	201	654	422	244	666	1,395	391	1,786
Faridpur	516	591	1,107	714	116	830	728	156	884
Bakharganj	280	94	374	47	16	63	162	16	178
Maimansingh	202	148	350	153	303	456	3,859	2,312	6,171
Chittagong	1	...	1	3	...	3	64	1	65
Noakhali	14	1	15	...	...	...	3	...	3
Tippera	...	...	...	...	...	...	22	12	34
Patna	301	161	462	199	104	303	258	101	359
Gaya	225	297	522	56	23	79	51	39	90
Shahabad	743	150	893	247	46	293	372	82	454
Darbhanga	600	219	819	443	92	535	650	30	680
Muzaffarpur	1,603	324	1,927	482	380	862	2,831	69	2,900
Saran	4,059	207	4,266	540	28	568	15,701	670	16,371
Champaran	431	230	661	10	...	10	1,507	88	1,595
Bhagalpur	3,546	1,872	5,418	522	230	752	339	53	391
Monghyr	1,492	2,203	3,695	266	260	526	611	257	868
Purnea	10,529	5,185	15,714	1,242	1,329	2,564	230	31	261
Malda	3,080	2,166	5,246	4,034	2,162	6,196	48	42	90
Santal Parganas	11,043	10,533	22,176	1,763	1,528	3,291	256	287	543
Cuttack	142	134	276	203	5	208	127	...	127
Puri	62	18	80	11	...	11	2	...	2
Balasor	4	...	4	7	...	7	14	3	17
Hazaribagh	1,012	902	1,914	218	255	473	13	7	20
Lohardaga	364	299	663	1,427	857	2,284	74	9	83
Manbhum	847	419	1,266	370	119	489	47	3	50
Total ...	805,020	740,303	1,545,323	649,817	657,213	1,307,030	1,055,317	998,859	2,054,176

This content downloaded from
14.194.219.90 on Fri, 09 Feb 2024 06:46:19 +00:00
All use subject to https://about.jstor.org/terms

Rajshahi Division.

ENUMERATION.

Bogra.			Pabna.			Darjeeling.			Jalpaiguri.		
Male.	Female.	Total.	Male.	Female.	Total.	Male.	Female.	Total.	Male.	Female.	Total.
157	111	268	209	93	302	45	19	64	153	64	217
74	62	136	200	75	275	76	8	84	59	69	128
168	100	268	40	34	74	58	12	70	22	...	22
20	10	30	61	7	68	3	4	7	5	6	11
45	25	70	142	56	198	141	54	195	93	24	117
4	3	7	21	8	29	10	2	12	...	26	26
26	12	38	79	37	116	77	24	101	102	55	157
10	12	22	144	94	238	120	39	159	93	30	123
2,929	541	3,470	6,780	3,693	10,473	118	36	154	317	169	486
509	66	575	1,308	240	1,548	36	8	44	224	52	276
1,235	339	1,567	318	121	439	28	20	48	74	64	138
55	7	62	40	8	48	4	6	10	131	2	133
1,036	1,127	2,163	45	23	68	580	253	833	2,127	2,629	4,756
3,794	4,367	8,161	3,924	3,473	7,397	14	13	27	78	45	123
880	1,035	1,915	210	74	284	136	55	191	7,361	8,109	15,470
382,263	380,657	762,920	712	921	1,633	...	...	...	37	59	96
6,300	3,810	10,110	640,201	668,691	1,308,892	72	19	91	519	194	713
3	...	3	1	1	2	44,068	42,189	86,257	1,347	894	2,241
14	6	20	8	2	10	2,097	1,808	3,905	276,745	256,080	532,825
438	108	546	2,272	763	3,035	37	22	59	490	48	538
535	77	612	2,822	1,385	4,207	25	7	32	258	47	305
43	2	45	91	36	127	...	...	...	56	7	63
1,091	700	1,781	2,503	1,570	4,073	12	63	80	48	31	79
10	4	14	225	1	226	31	...	31	4	...	4
1	...	1	19	...	19	...	...	...	...	...	...
6	1	7	40	17	57	6	2	8	22	10	32
145	71	216	622	172	794	247	144	391	533	338	871
87	40	127	121	19	140	47	22	69	58	68	126
528	149	677	325	91	416	470	90	560	401	85	486
363	6	369	...	5	5	845	193	1,038	920	181	1,101
748	33	781	1,515	160	1,675	2,045	314	2,359	2,506	209	2,715
3,528	100	3,628	1,666	135	1,801	3,191	272	3,463	3,430	158	3,588
31	19	50	12	...	12	223	49	272	586	36	622
415	229	644	290	97	387	416	189	605	1,145	547	1,692
605	151	756	692	58	750	576	51	627	413	321	734
289	82	371	73	21	94	6,271	4,832	11,103	2,537	2,273	4,810
81	59	140	34	15	49	1	3	4	18	66	84
1,388	1,296	2,684	100	55	155	199	133	332	2,833	239	3,071
70	1	71	243	5	248	59	3	62	171	66	237
8	...	8	33	...	33	...	...	...	33	...	33
2	...	2	60	...	60	6	1	7	...	...	...
1,095	445	1,540	1,553	488	2,041	16	24	40	...	...	...
1,963	1,634	3,597	212	122	334	1,671	1,726	3,397	8,693	10,715	19,408
20	3	23	153	67	220	...	...	...	75	...	75
412,990	397,493	810,483	670,119	682,933	1,353,052	64,282	52,709	116,991	314,716	284,016	598,732

This content downloaded from
14.194.219.90 on Fri, 09 Feb 2024 06:46:19 +00:00
All use subject to https://about.jstor.org/terms

TABLE XI.—BIRTHPLACE—

DISTRICT OF

DISTRICT, STATE, PROVINCE OR COUNTRY OF BIRTH.	DINAJPUR.			RAJSHAHI.			RANGPUR.		
	Male.	Female.	Total.	Male.	Female.	Total.	Male.	Female.	Total.
A—*concluded.*									
(ii) In Feudatory States.									
Kuch Bihar	67	42	109	1	...	1	2,689	3,654	6,343
Orissa Tributary States ...	...	...	...	...	...	...	22	4	26
Chutia Nagpur Tributary States	1,429	257	1,686	...	...	...	78	...	78
Total ...	1,496	299	1,795	1	...	1	2,789	3,658	6,447
TOTAL A ...	806,516	740,602	1,547,118	649,818	657,213	1,307,031	1,058,106	1,002,517	2,060,623
B.—IN PROVINCES OR STATES IN INDIA.									
(i) In British Territory.									
Ajmer-Merwara	...	...	...	...	...	...	...	...	...
Assam and Lushai Country	140	30	170	184	25	209	801	718	1,519
Berar	...	...	...	...	...	...	...	...	...
Bombay	8	1	9	5	...	5	2	...	2
Sindh	...	...	...	...	...	...	...	...	...
Burma	...	...	...	...	...	...	...	...	...
Central Provinces	1,144	1,620	2,764	903	594	1,488	92	17	109
Madras	...	...	...	...	...	...	...	...	...
North-West Provinces ...	2,791	947	3,738	3,003	1,071	4,074	1,648	265	1,913
Oudh	598	111	709	60	21	81	125	1	126
Panjab	447	245	692	153	3	156	142	57	199
Total ...	5,128	2,954	8,082	4,307	1,704	6,011	2,810	1,058	3,868
(ii) In Feudatory States.									
Baroda	...	...	...	...	...	...	...	...	...
Kashmir and Jammu ...	...	...	...	...	...	...	...	...	...
Rajputana States	206	183	389	149	70	219	764	60	824
Central India States ...	...	...	...	...	...	...	...	...	...
Manipur	...	...	...	...	...	...	...	...	...
French Settlements ...	...	...	...	...	...	...	...	...	...
India (unspecified) ...	120	34	154	...	...	...	...	...	...
Total ...	326	217	543	149	70	219	764	60	824
TOTAL B ...	5,454	3,171	8,625	4,456	1,774	6,230	3,574	1,118	4,692
C.—IN COUNTRIES IN ASIA BEYOND INDIA.									
(i) Adjacent to India.									
Afghanistan	31	...	31	31	...	31	1	...	1
Tibet	...	...	...	...	...	...	63	...	63
Nipal	40	11	51	...	...	...	40	3	43
Bhutan	...	...	...	...	...	...	...	...	...
China	...	...	...	...	...	...	...	...	...
Ceylon	...	...	...	...	...	...	...	...	...
Total ...	71	11	82	31	...	31	104	3	107

This content downloaded from
14.194.219.90 on Fri, 09 Feb 2024 06:46:19 +00:00
All use subject to https://about.jstor.org/terms

RAJSHAHI DIVISION—*continued.*

ENUMERATION.

BOGRA.			PABNA.			DARJEELING.			JALPAIGURI.		
Male.	Female.	Total.	Male.	Female.	Total.	Male.	Female.	Total.	Male.	Female.	Total.
7	7	14	18	9	27	53	22	75	20,085	16,203	36,288
...	...	...	4	...	4	...	...	...	...	88	88
409	361	769	164	43	207	732	309	1,041	9,417	6,532	15,949
415	368	783	186	52	238	785	331	1,116	29,502	22,823	52,325
413,405	397,861	811,266	670,305	682,985	1,353,290	65,067	53,040	118,107	344,218	306,839	651,057
1	...	1	...	...	...	...	...	...	...	...	...
169	12	181	113	34	147	15	16	31	637	343	980
...	...	...	...	...	...	...	...	...	58	...	58
2	...	2	7	...	7	54	3	57	2	...	2
...	...	...	...	...	...	...	...	...	...	4	4
...	...	...	1	1	2	1	...	1	...	...	...
14	3	17	3	1	4	2,604	2,469	5,073	...	...	...
4	5	9	44	6	50	11	7	18	344	191	435
4,919	613	5,532	6,738	1,358	8,096	1,565	414	1,979	2,363	606	2,969
45	11	56	111	8	119	241	74	315	546	241	787
32	4	36	69	11	80	338	36	372	1,205	135	1,340
5,216	648	5,884	7,086	1,419	8,505	4,827	3,019	7,846	5,055	1,520	6,575
1	...	1	6	1	7	...	...	...	...	...	...
2	...	2	...	...	...	...	...	...	...	...	...
227	62	289	394	57	451	407	86	493	501	244	745
9	4	13	2	1	3	...	...	...	...	...	...
...	...	...	...	...	...	8	3	11	...	...	...
...	...	...	...	...	...	...	...	...	1	...	1
...	...	...	...	...	...	...	...	...	49	28	77
239	66	305	402	59	461	415	89	504	551	272	823
5,455	714	6,169	7,488	1,478	8,966	5,242	3,108	8,350	5,606	1,792	7,398
43	...	43	57	...	57	424	11	435	190	63	253
...	...	...	...	...	...	3,310	3,093	6,403	...	...	...
5	...	5	6	4	10	47,799	40,222	88,021	13,477	7,066	20,543
...	...	...	...	1	1	540	571	1,111	911	856	1,767
...	...	...	1	...	1	137	38	175	150	51	201
...	...	...	2	...	2	3	2	5	...	...	...
48	...	48	66	5	71	52,213	43,937	96,150	14,728	8,036	22,764

This content downloaded from
14.194.219.90 on Fri, 09 Feb 2024 06:46:19 +00:00
All use subject to https://about.jstor.org/terms

TABLE XI.—BIRTHPLACE—

DISTRICT OF

DISTRICT, STATE, PROVINCE OR COUNTRY OF BIRTH.	DINAJPUR.			RAJSHAHI.			RANGPUR.		
	Male.	Female.	Total.	Male.	Female.	Total.	Male.	Female.	Total.
C—*concluded.*									
(ii) Remote from India.									
Persia	...	...	...	1	1	2	...	...	...
Turkey in Asia (Levant, Armenia, &c.)	...	...	...	...	...	...	1	...	1
Arabia, Bagdad, &c. ...	1	...	1	2	...	2	2	...	2
Chinese Tartary (Mongolia, &c.)	...	...	...	3	...	3	...	...	...
Japan	...	...	...	...	...	...	...	...	...
Macao, Manilla, Borneo, &c.	...	...	...	...	...	...	...	...	...
Asia (unspecified)	...	...	...	13	2	15	...	...	...
Total ...	1	...	1	19	3	22	3	...	3
TOTAL C ...	72	11	83	50	3	53	107	3	110
D.—IN COUNTRIES IN EUROPE.									
England and Wales ...	5	1	6	9	2	11	18	7	25
Scotland	...	3	3	3	4	7	3	1	4
Ireland	...	...	...	2	2	4	1	2	3
Channel Islands	...	...	...	...	...	...	...	...	...
Belgium	...	...	...	...	...	...	...	...	...
Denmark and Iceland ...	...	...	...	...	...	...	...	...	...
Russia in Europe	...	...	...	...	...	...	...	...	...
Austria	...	...	...	...	...	...	1	...	1
Greece	...	...	...	...	...	...	...	...	...
Italy	...	...	...	...	...	...	...	...	...
Portugal	...	...	...	...	...	...	1	4	5
Germany	...	...	...	...	...	...	...	...	...
Turkey in Europe	...	...	...	...	...	...	1	...	1
TOTAL D ...	5	4	9	14	8	22	25	14	39
F.—IN COUNTRIES IN AMERICA.									
United States	...	...	...	...	...	...	...	...	...
America unspecified	...	...	...	...	...	...	...	...	...
TOTAL F ...	...	...	...	...	...	...	...	...	...
G.—AUSTRALIA ...	...	...	...	...	...	...	...	...	...
I.—UNSPECIFIED ...	...	...	...	...	...	...	...	...	...
TOTAL DISTRICT POPULATION ...	812,047	743,788	1,555,835	654,338	658,998	1,313,336	1,061,812	1,003,652	2,065,464

This content downloaded from 14.194.219.90 on Fri, 09 Feb 2024 06:46:19 +00:00
All use subject to https://about.jstor.org/terms

RAJSHAHI DIVISION—*concluded.*

ENUMERATION.

BOGRA.			PABNA.			DARJEELING.			JALPAIGURI.		
Male.	Female.	Total.	Male.	Female.	Total.	Male.	Female.	Total.	Male.	Female.	Total.
...	...	...	...	...	...	...	...	...	...	...	...
...	...	...	3	...	3	...	...	...	...	...	...
...	...	...	8	3	11	5	1	6	...	5	5
...	...	...	...	...	...	...	...	...	...	...	...
...	...	...	...	...	...	2	...	2	...	...	...
...	...	...	...	...	...	5	2	7	...	...	...
...	...	...	...	...	...	...	...	...	...	...	...
...	...	...	11	3	14	12	3	15	...	5	5
48	...	48	77	8	85	52,225	43,940	96,165	14,728	8,041	22,769
4	...	4	13	5	18	282	77	359	44	14	58
...	1	1	17	1	18	43	14	57	51	5	56
...	...	...	2	2	4	75	32	107	11	2	13
...	...	...	...	...	...	1	...	1	1	...	1
...	...	...	...	...	...	...	1	1	...	...	...
...	...	...	...	...	...	...	1	1	...	...	...
...	...	...	...	...	...	...	...	...	...	...	...
...	...	...	1	...	1	...	...	...	...	...	...
...	...	...	...	1	1	...	...	...	...	...	...
...	...	...	5	...	5	...	...	...	...	...	...
...	...	...	...	...	...	3	...	3	...	...	...
...	...	...	...	...	...	1	...	1	...	...	...
...	...	...	...	...	...	...	...	...	...	...	...
4	1	5	36	9	47	405	125	530	107	21	128
...	...	...	1	...	1	...	...	...	...	...	...
...	...	...	...	...	...	...	1	1	...	...	...
...	...	...	1	...	1	...	1	1	...	...	...
...	...	...	2	1	3	...	...	...	...	...	...
4	2	6	...	...	...	107	[illegible]	181	...	...	...
418,916	398,578	817,494	677,911	684,481	1,362,392	123,048	100,268	223,314	364,659	316,693	681,352

This content downloaded from
14.194.219.90 on Fri, 09 Feb 2024 06:46:19 +00:00
All use subject to https://about.jstor.org/terms

TABLE XI.—Birthplace—Dacca Division.

District, State, Province or Country of Birth.	District of Enumeration.											
	Dacca.			Faridpur.			Bakharganj.			Maimansingh.		
	Male.	Female.	Total.	Male.	Female.	Total.	Male.	Female.	Total.	Male.	Female.	Total.
A.—WITHIN THE PROVINCE.												
(i) In British Territory.												
Bardwan	297	290	587	230	240	470	81	119	200	438	183	621
Bankura	143	49	192	133	127	260	21	16	37	15	5	20
Birbhum	39	8	47	18	23	41	6	7	13	2	1	3
Midnapur	50	86	136	35	30	65	33	50	83	133	2	135
Hugli	93	127	220	249	96	345	168	75	233	59	20	79
Howrah	17	27	44	33	11	44	9	15	24	44	...	44
24-Parganas	63	76	139	194	180	374	104	77	181	39	17	56
Calcutta	369	555	924	153	229	374	138	202	340	200	...	200
Nadia	1,757	251	2,008	5,271	3,039	8,310	249	66	315	798	107	905
Jessor	454	118	602	6,258	7,876	14,134	3,055	780	3,835	416	45	461
Murshidabad	124	91	215	159	59	218	27	24	51	22	69	91
Khulna	26	19	45	758	578	1,336	1,545	1,597	3,142	...	...	...
Dinajpur	48	11	59	23	12	35	4	9	13	...	...	...
Rajshahi	250	96	326	128	158	286	26	23	49	228	249	477
Rangpur	63	79	142	26	30	56	29	6	35	840	326	1,166
Bogra	12	9	21	41	27	68	17	...	17	1,339	1,027	2,366
Pubna	3,945	2,206	6,151	6,987	6,394	13,381	568	53	621	7,502	4,705	12,207
Darjeeling	8	...	8	3	1	4	2	1	3	1	9	10
Jalpaiguri	15	2	17	10	15	15	8	3	11	...	...	...
Dacca	1,131,680	1,187,135	2,318,815	8,782	5,751	14,533	12,236	1,314	13,550	14,823	6,285	21,107
Faridpur	7,268	4,731	11,999	851,454	872,534	1,723,988	21,568	6,020	27,588	2,029	319	2,348
Bakharganj	1,043	351	1,394	3,563	4,152	7,715	1,052,718	1,036,934	2,089,652	587	2	589
Maimansingh	16,790	15,990	32,780	627	265	892	533	107	640	1,709,833	1,660,363	3,370,196
Chittagong	822	83	905	319	28	347	585	197	782	69	29	97
Noakhali	536	38	574	399	45	447	5,633	978	6,611	19	4	23
Tipperah	6,459	4,183	10,642	450	904	1,354	809	233	1,042	3,939	61	4,000

This content downloaded from 14.194.219.90 on Fri, 09 Feb 2024 06:46:19 +00:00
All use subject to https://about.jstor.org/terms

Patna	1,287	*317*	1,604	500	*91*	591	374	*73*	447	170	*110*	280
Gaya	267	*101*	368	134	*41*	175	245	*97*	342	...	*5*	5
Shahabad	885	*337*	1,222	210	*74*	284	179	*22*	201	670	*78*	748
Darbhanga	923	*40*	962	114	*5*	119	250	*5*	255	18	*20*	38
Muzaffarpur	2,106	*143*	2,249	500	*48*	548	451	*74*	525	1,350	*29*	1,379
Saran	3,315	*193*	3,508	1,398	*71*	1,469	376	*14*	390	13,118	*500*	13,618
Champaran	78	...	78	3	*1*	4	5	...	5	...	...	...
Bhagalpur	245	*33*	278	83	*36*	119	19	*6*	25	108	*57*	165
Monghyr	6,317	*378*	6,695	1,279	*35*	1,314	260	*2*	262	155	*173*	328
Purnea	62	*37*	99	61	*38*	99	2	...	2	37	*5*	42
Malda	1	*13*	14	17	*10*	27	5	*4*	9	7	...	7
Santal Parganas	4	*2*	6	13	*10*	23	1	*4*	5	23	*1*	24
Cuttack	146	*46*	192	132	*12*	144	347	*20*	367	17	*18*	35
Puri	17	...	17	33	*1*	39	8	...	8	2	*2*	4
Balasor	67	*28*	95	16	...	16	115	...	115	4	*2*	6
Hazaribagh	45	*32*	77	50	*23*	73	7	...	7	207	*24*	231
Lohardaga	1	*1*	2	39	*33*	72	...	...	...	...	...	...
Manbhum	5	*3*	8	36	*35*	71	7	...	7	...	...	...
Singhbhum	...	...	...	...	*1*	1	...	...	...	...	...	...
Total ...	1,188,151	*1,218,315*	2,406,466	890,925	*903,355*	1,794,280	1,102,811	*1,049,227*	2,152,038	1,759,259	*1,674,852*	3,434,111
(ii) In Feudatory States.												
Kuch Bihar	84	*68*	152	12	*5*	17	1	...	1	...	*1*	1
Orissa Tributary States ...	109	*8*	117	5	*4*	9	14	...	14	160	...	160
Chutia Nagpur Tributary States	...	...	...	6	*13*	19	2	...	2	1	...	1
Total ...	193	76	269	23	22	45	17	...	17	161	*1*	162
TOTAL A ...	1,188,344	1,218,391	2,406,735	890,948	903,377	1,794,325	1,102,828	1,049,227	2,152,055	1,759,420	1,674,853	3,434,273
B.—IN OTHER PROVINCES OR STATES IN INDIA.												
(i) In British Territory.												
Ajmir Merwara	109	*20*	129	111	*37*	148	40	*1*	41	...	...	...
Assam and Lushai country	4,030	*416*	4,446	371	*230*	601	659	*124*	783	6,276	*5,904*	12,180
Bombay	22	*2*	24	4	*2*	6	7	*2*	9	4	...	4
Burma	39	*2*	41	6	*2*	8	44	*31*	75	4	*7*	1

This content downloaded from 14.194.219.90 on Fri, 09 Feb 2024 06:46:19 +00:00
All use subject to https://about.jstor.org/terms

TABLE XI.—Birthplace—Dacca Division—*concluded.*

District, State, Province or Country of Birth.	District of Enumeration.											
	Dacca.			Faridpur.			Bakharganj.			Maimansingh.		
	Male.	Female.	Total.	Male.	Female.	Total.	Male.	Female.	Total.	Male.	Female.	Total.
B—(i)—*concluded.*												
Central Provinces	24	13	37	...	...	...	...	...	...	10	2	12
Madras	44	27	71	66	80	146	12	8	20	2	...	2
North-West Provinces ...	6,681	1,056	7,737	1,271	439	1,710	613	96	709	18,151	2,081	20,232
Oudh	265	47	312	120	33	153	74	22	96	4,383	606	4,989
Punjab	237	27	264	70	7	77	7	...	7	40	1	41
Andamans	...	...	...	...	...	...	...	...	...	1	...	1
Total ...	11,451	1,610	13,061	2,019	830	2,849	1,456	284	1,740	23,871	8,601	37,472
(ii) In Feudatory States.												
Mysore and Bangalore ...	...	...	...	10	...	10	...	...	...	1	...	1
Rajputana States	...	...	...	...	...	...	...	...	...	174	51	225
Manipur	405	26	431	...	...	...	...	...	...	...	3	3
India (unspecified) ...	...	...	...	12	1	13	...	...	...	...	...	...
Total ...	405	26	431	22	1	23	...	...	...	175	54	229
TOTAL B ...	11,856	1,636	13,492	2,041	831	2,872	1,456	284	1,740	29,046	8,655	37,701
C.—IN COUNTRIES IN ASIA BEYOND INDIA.												
(i) Adjacent to India.												
Afghanistan	38	21	59	30	...	30	12	...	12	103	9	112
Nipal	206	3	209	8	3	11	2	1	3	35	40	75
Bhutan	...	1	1	...	...	...	...	...	...	...	...	...
China	...	...	...	...	...	...	10	...	10	...	...	...
Ceylon	...	...	...	...	...	...	...	...	...	1	...	1
Total ...	244	25	269	38	3	41	24	1	25	139	49	188

This content downloaded from 14.194.219.90 on Fri, 09 Feb 2024 06:46:19 +00:00
All use subject to https://about.jstor.org/terms

(ii) Remote from India.												
Turkey in Asia, Levant, Armenia, &c.	...	...	...	...	...	...	3	...	3	...	...	...
Arabia, Bagdad, &c. ...	84	...	84	5	...	5	115	...	115	6	1	7
Russia in Asia	1	...	1	...	...	...	...	...	...	...	...	...
Total ...	85	...	85	5	...	5	118	...	118	6	1	7
TOTAL C ...	329	25	354	43	3	46	142	1	143	145	50	195
D.—IN COUNTRIES IN EUROPE.												
England and Wales ...	25	11	36	22	9	31	13	5	18	3	10	13
Scotland	14	4	18	31	2	33	3	1	4	2	...	2
Ireland	10	6	16	2	1	3	...	...	...	...	...	...
France	...	...	...	1	2	3	...	...	...	...	...	...
Russia in Europe	2	...	2	...	...	...	...	...	...	...	...	...
Greece	2	...	2	...	...	...	...	...	...	...	...	...
Switzerland	...	...	...	...	...	...	...	2	2	...	...	...
TOTAL D ...	53	21	74	56	14	70	16	8	24	5	10	15
F.—IN COUNTRIES IN AMERICA.												
United States	...	...	...	1	...	1	1	...	1	...	...	...
South America	1	...	1	...	...	...	...	...	...	...	...	...
TOTAL F ...	1	...	1	1	...	1	1	...	1	...	...	...
G.—IN COUNTRIES IN AUSTRALASIA.												
Australia (unspecified) ...	...	...	...	2	3	5	...	1	1	...	2	2
New Zealand	...	...	...	...	1	1	...	1	1	...	...	...
TOTAL G ...	...	...	...	2	4	6	...	2	2	...	2	2
TOTAL DISTRICT POPULATION ...	1,200,583	1,220,073	2,420,656	893,091	904,229	1,797,320	1,104,443	1,049,522	2,153,965	1,788,616	1,683,570	3,472,186

This content downloaded from 14.194.219.90 on Fri, 09 Feb 2024 06:46:19 +00:00
All use subject to https://about.jstor.org/terms

TABLE XI.—Birthplace—Chittagong Division.

District, State, Province, or Country of Birth.	District of Enumeration.											
	Chittagong.			Noakhali.			Tippera.			Chittagong Hill Tracts.		
	Male.	Female.	Total.	Male.	Female.	Total.	Male.	Female.	Total.	Male.	Female.	Total.
A.—WITHIN THE PROVINCE.												
(i) In British Territory.												
Bardwan	81	79	160	12	14	26	35	...	35	4	3	7
Bankura	373	400	773	2	2	4	9	7	16	3	1	4
Birbhum	167	175	342	3	2	14	4	1	5	4	...	4
Midnapur	23	23	46	9	23	32	6	6	12	...	...	...
Hugli	63	20	83	14	5	19	18	11	29	5	7	12
Howrah	...	6	6	1	1	2	84	8	92	8	...	8
24-Parganas	...	2	2	7	18	25	19	12	31	1	...	1
Calcutta	103	78	181	55	80	135	79	70	149	14	13	27
Nadia	47	5	52	20	12	32	67	44	111	11	1	12
Jessor	94	2	96	38	30	68	150	48	198	...	1	1
Murshidabad	27	14	41	10	4	14	15	28	43	...	...	...
Khulna	6	1	7	21	5	26	37	3	40	...	...	...
Dinajpur	...	...	...	...	...	...	2	...	2	...	...	...
Rajshahi	...	...	...	4	...	4	13	10	23	...	...	...
Rangpur	2	...	2	1	...	1	7	2	9	...	...	...
Bogra	...	...	...	...	1	1	28	5	33	...	...	...
Pabna	9	...	9	5	2	7	105	15	120	1	...	1
Darjeeling	...	3	3	1	...	1	2	...	2	19	4	23
Jalpaiguri	2	...	2	...	...	...	2	...	2	...	...	...
Dacca	608	183	791	2,153	607	2,760	12,053	4,795	16,848	20	...	20
Faridpur	282	37	319	1,516	308	1,824	3,451	890	4,341	3	...	3
Bakharganj	122	11	133	1,263	482	1,745	574	278	852	...	...	...
Maimansingh	29	7	36	68	3	71	1,484	1,813	3,297	6	3	9
Chittagong	608,044	670,427	1,278,471	2,275	1,966	4,241	1,132	81	1,213	5,693	381	6,074
Noakhali	1,495	669	2,164	497,751	493,223	990,974	8,149	4,431	12,580	460	...	460
Tippera	733	226	959	2,901	4,061	6,962	873,834	852,439	1,726,273	...	...	...
Chittagong Hill Tracts ...	287	282	569	...	...	...	...	...	...	51,972	46,735	98,707
Patna	121	44	165	20	10	30	293	47	340	24	4	28
Gaya	50	21	71	16	4	20	46	5	51	2	...	2
Shahabad	231	19	250	34	...	34	373	60	433	29	1	30

This content downloaded from 14.194.219.90 on Fri, 09 Feb 2024 06:46:19 +00:00
All use subject to https://about.jstor.org/terms

Darbhanga	5	4	9	6	...	6	273	...	273	...	...	...	
Muzaffarpur	32	7	39	15	4	19	564	4	568	9	...	9	
Saran	10	...	10	55	1	56	1,939	29	1,968	1	...	1	
Champaran	...	...	...	1	...	1	2	...	2	...	...	...	
Bhagalpur	115	9	124	2	1	3	16	23	39	2	...	2	
Monghyr	202	53	255	20	...	20	468	17	485	9	2	11	
Purnea	38	33	71	...	...	...	...	...	...	...	...	...	
Malda	...	...	...	...	2	2	8	1	9	...	...	...	
Sontal Parganas	85	24	109	...	...	...	43	...	42	280	4	284	
Cuttack	50	15	65	42	2	44	129	2	131	5	...	5	
Puri	9	...	9	5	...	5	27	...	27	...	...	...	
Balasor	...	...	...	2	1	3	19	...	16	...	...	...	
Hazaribagh	346	254	600	1	...	1	18	...	18	33	39	72	
Lohardaga	78	69	147	...	...	...	...	...	...	11	12	23	
Manbhum	111	129	240	2	...	2	3	...	3	...	...	...	
Total ...	614,080	673,331	1,287,411	508,350	500,874	1,009,224	905,579	865,185	1,770,764	58,629	47,211	105,840	
(ii) In Feudatory States.													
Orissa Tributary States ...	...	...	...	1	1	2	...	...	...	...	...	...	
Chutia Nagpur Tributary States	...	...	...	...	...	...	5	2	7	...	...	...	
Hill Tippera	...	...	...	...	...	...	75	46	121	325	249	574	
Total ...	...	...	...	1	1	2	80	48	128	326	249	574	
TOTAL A ...	614,080	673,331	1,287,411	508,351	500,875	1,009,226	905,659	865,233	1,770,892	58,954	47,460	106,414	
B.—IN OTHER PROVINCES OR STATES IN INDIA.													
(i) In British Territory.													
Assam and Lushai Country	391	282	673	149	38	186	4,394	5,422	9,816	74	39	113	
Bombay	8	2	10	1	1	2	29	20	49	3	...	3	
Burma	607	395	1,002	3	8	11	11	15	26	78	69	147	
Central Provinces	232	97	329	...	...	...	23	2	24	...	...	...	
Madras	84	119	196	9	...	9	19	3	22	...	...	...	
North-West Provinces ...	239	40	279	115	20	135	1,323	317	1,640	105	15	120	
Oudh	146	14	160	48	2	50	266	110	376	13	...	13	
Punjab	28	19	47	3	...	3	11	5	16	51	...	51	
Andamans	...	...	...	2	1	3	...	...	...	...	...	...	
Total ...	1,735	961	2,696	329	70	399	6,075	5,894	11,969	324	123	447	

This content downloaded from 14.194.219.90 on Fri, 09 Feb 2024 06:46:19 +00:00
All use subject to https://about.jstor.org/terms

TABLE XI.—BIRTHPLACE—CHITTAGONG DIVISION—*concluded.*

DISTRICT, STATE, PROVINCE OR COUNTRY OF BIRTH.	DISTRICT OF ENUMERATION.											
	CHITTAGONG.			NOAKHALI.			TIPPERA.			CHITTAGONG HILL TRACTS.		
	Male.	Female.	Total.	Male.	Female.	Total.	Male.	Female.	Total.	Male.	Female.	Total.
B—*concluded.*												
(ii) In Feudatory States.												
Kasmir and Jammu ...	...	...	...	...	...	...	...	...	...	1	...	1
Rajputana States ...	...	...	...	1	2	3	11	...	11	1	...	1
Central India States ...	...	...	...	1	...	1	...	...	...	...	...	...
Manipur	1	...	1	2	1	3	...	...	...	1	3	4
Chandranagar	3	1	4	...	...	...	...	...	...	...	...	...
Portuguese Settlements Goa, Diu)	...	...	...	...	...	...	...	...	...	26	...	26
India (unspecified) ...	...	...	...	9	3	12	2	1	3	41	27	68
Total ...	4	1	5	13	6	19	13	1	14	70	30	100
TOTAL B ...	1,739	962	2,701	342	76	418	6,088	5,895	11,983	384	153	647
C.—IN COUNTRIES IN ASIA BEYOND INDIA.												
(i) Adjacent to India.												
Afganistan	13	...	13	4	...	4	25	...	25	...	...	...
Turkistan	...	...	...	2	...	2	4	...	4	...	...	...
Nipal	4	...	4	...	...	...	2	...	2	210	107	317
Bhutan	...	...	...	...	...	...	...	...	...	3	...	3
China	5	...	5	...	1	1	...	...	...	...	...	...
Straits Settlements and Malaya	...	...	...	1	4	5	...	...	...	...	...	...
Ceylon	...	...	...	...	...	...	1	1	2	...	...	...
Total ...	22	...	22	7	5	12	32	1	33	213	107	320
(ii) Remote from India.												
Turkey in Asia, Armenia, Arabia, &c. ...	2	...	2	4	3	7	7	2	9	...	...	...
TOTAL C	24	...	24	11	8	19	39	3	42	213	107	320

This content downloaded from 14.194.219.90 on Fri, 09 Feb 2024 06:46:19 +00:00
All use subject to https://about.jstor.org/terms

D.—IN COUNTRIES IN EUROPE.												
England and Wales ...	14	5	19	3	...	2	7	3	10	...	...	...
Scotland	8	1	9	1	1	2	1	...	1	1	...	1
Ireland	3	...	3	...	...	...	1	...	1	3	...	3
France	...	...	...	...	...	...	1	...	1	...	...	...
Italy	...	...	...	...	...	...	1	...	1	...	...	...
Turkey in Europe	...	...	...	2	...	2	...	...	...	...	...	...
TOTAL D ...	25	6	31	6	1	6	11	3	14	4	...	4
E.—IN COUNTRIES IN AFRICA.												
Mauritius	...	...	...	...	...	...	1	...	1	...	...	...
F.—AMERICA. ...	...	...	...	...	...	...	...	...	...	1	...	1
G.—AUSTRALIA ...	...	...	...	...	1	1	...	2	2	...	...	...
H.—BORN AT SEA ...	...	...	...	...	...	...	1	...	1	...	...	...
I.—UNSPECIFIED ...	...	...	...	17	5	22	...	...	...	...	...	...
TOTAL DISTRICT POPULATION ...	615,868	674,299	1,290,167	508,727	500,966	1,009,693	911,769	871,136	1,782,935	59,666	47,720	107,386

2 A 2

This content downloaded from 14.194.219.90 on Fri, 09 Feb 2024 06:46:19 +00:00
All use subject to https://about.jstor.org/terms

TABLE XI.—BIRTHPLACE—

DISTRICT OF

DISTRICT, STATE, PROVINCE, OR COUNTRY OF BIRTH.	PATNA.			GAYA.			SHAHABAD.		
	Male.	Female.	Total.	Male.	Female.	Total.	Male.	Female.	Total.
A.—WITHIN THE PROVINCE.									
(i) In British Territory.									
Bardwan	177	115	292	76	65	141	604	213	817
Bankura	31	13	44	99	2	101	...	...	...
Birbhum	5	...	5	...	...	...	...	...	...
Midnapur	55	28	83	1	6	7	327	477	804
Hugli	240	174	414	92	49	141	358	122	480
Howrah	...	41	41	194	22	216	...	...	...
24-Parganas	112	79	191	63	21	84	548	67	615
Calcutta	417	609	1,026	102	63	165	883	240	1,123
Nadia	83	85	168	158	14	172	...	...	...
Jessor	...	2	2	5	5	10	...	...	...
Murshidabad	106	92	198	28	26	54	522	467	989
Khulna	...	...	...	...	...	...	...	...	...
Dinajpur	6	...	6	2	4	6	...	...	...
Rajshahi	...	...	...	1	3	4	...	...	...
Rangpur	...	2	2	...	...	...	...	...	...
Bogra	...	...	...	...	...	...	...	...	...
Pabna	...	...	...	5	...	5	...	...	...
Darjeeling	...	15	15	3	2	5	...	...	...
Jalpaiguri	12	...	12	...	...	...	147	27	174
Dacca	164	89	253	78	38	116	...	...	...
Faridpur	...	...	...	...	...	...	...	...	...
Bakharganj	...	...	...	...	...	...	...	...	...
Maimansingh	29	9	38	...	25	25	...	...	...
Chittagong	9	...	9	...	...	...	...	...	...
Noakhali	...	...	...	...	4	4	...	...	...
Tippera	19	1	20	32	36	68	...	...	...
Patna	808,264	825,248	1,633,512	7,956	15,474	23,430	2,589	3,807	6,396
Gaya	11,830	33,694	45,530	1,023,297	1,060,970	2,084,267	6,677	5,861	12,538
Shahabad	3,759	6,781	10,540	2,427	4,106	6,533	917,615	1,021,490	1,939,105
Darbhanga	3,106	589	3,695	113	79	192	3,036	44	3,080
Muzaffarpur	10,929	5,869	16,798	589	285	874	2,652	1,197	3,779
Saran	7,684	16,894	24,578	922	275	1,197	13,326	20,336	33,662
Champaran	...	...	...	54	9	63	7,048	582	7,630
Bhagalpur	202	190	392	31	46	77	715	688	1,403
Monghyr	10,000	9,380	19,380	2,027	4,481	6,508	2,772	373	3,145
Purnea	136	172	308	43	14	57	793	188	981
Malda	43	28	71	...	18	18	...	...	...
Santal Parganas	8	22	30	9	25	34	58	14	72
Cuttack	...	...	...	...	4	4	...	...	...
Puri	...	66	66	15	...	15	...	...	...
Balasor	...	...	...	4	...	4	139	2	141
Hazaribagh	150	108	258	1,434	2,273	3,707	457	248	705
Lohardaga	...	...	...	656	1,433	2,089	2,367	1,075	3,442
Manbhum	...	...	...	...	...	...	...	...	...
Singhbhum	...	...	...	...	55	55	331	204	535
Total ...	858,182	900,395	1,758,577	1,040,516	1,089,932	2,130,448	963,064	1,057,572	2,021,636

This content downloaded from
14.194.219.90 on Fri, 09 Feb 2024 06:46:19 +00:00
All use subject to https://about.jstor.org/terms

Patna Division.

ENUMERATION.

Darbhanga.			Muzaffarpur.			Saran.			Champaran.		
Male.	Female.	Total.	Male.	Female.	Total.	Male.	Female.	Total.	Male.	Female.	Total.
333	73	406	86	104	190	5	12	17	77	13	90
...	...	...	40	26	66	...	...	...	96	3	99
1	...	1	40	15	55	...	...	...	...	...	...
2	8	10	62	11	73	1	...	1	9	22	31
89	52	141	109	86	195	5	1	6	151	179	330
6	8	14	...	...	...	1	...	1	204	15	219
64	54	118	38	33	71	1	1	2	279	21	300
66	41	107	251	148	399	2	15	17	211	99	310
59	37	95	52	30	82	6	4	10	138	2	140
17	2	19	...	...	...	11	...	11	1	...	1
20	8	28	9	15	24	...	2	2	62	23	85
3	4	7	...	1	1	...	...	...	...	...	...
24	1	25	1	...	1	...	...	...	51	...	51
...	...	...	11	5	16	1	...	1	...	...	...
2	...	2	2	5	7	...	...	...	...	...	...
4	...	4	...	...	...	...	...	...	...	...	...
...	...	...	7	...	7	...	...	...	...	...	...
...	1	1	6	8	14	2	3	5	904	2	906
2	2	4	4	...	4	...	...	...	7	1	8
18	8	26	67	4	101	3	1	4	26	1	26
9	3	12	...	7	7	...	...	...	...	...	...
1	...	1	3	...	3	...	...	...	9	...	9
15	7	22	...	...	...	...	...	...	...	...	...
2	1	3	...	...	...	...	1	1	...	...	...
...	...	...	...	...	...	...	...	...	...	...	...
...	...	...	...	...	...	...	...	...	...	...	...
1,631	2,727	4,358	2,160	4,292	6,452	629	3,378	4,007	487	203	690
290	157	447	289	309	587	70	331	401	4,134	324	4,458
431	162	593	547	270	817	515	7,105	7,620	878	426	1,301
1,334,604	1,383,171	2,717,775	1,063	19,709	25,671	90	126	216	3,051	2,328	5,379
15,948	23,169	39,117	1,077,571	1,350,886	2,628,457	1,185	8,613	9,798	27,232	28,844	56,076
3,777	793	4,570	7,969	6,009	13,978	1,126,323	1,301,528	2,427,851	49,278	33,963	83,241
330	151	481	4,533	13,462	17,995	353	1,178	1,531	795,143	815,811	1,610,954
2,335	3,437	5,772	109	186	295	20	358	378	86	8	94
4,743	10,800	15,543	332	766	1,098	31	96	127	308	54	362
52	79	131	21	43	64	...	1	1	...	7	7
4	9	13	3	6	9	9	11	20	80	1	81
1	...	1	7	21	28	...	...	...	53	2	55
6	...	6	21	8	29	1	...	1	126	3	129
2	4	6	...	...	...	1	...	1	...	...	...
...	...	...	...	1	1	...	...	...	1	...	1
3	2	5	6	17	23	8	5	13	165	...	165
...	...	...	23	10	33	1	...	1	109	...	109
2	...	2	20	5	25	...	...	...	...	...	...
...	...	...	...	...	...	...	...	...	51	...	51
1,384,895	1,404,971	2,789,866	1,130,347	1,390,331	2,520,678	1,129,274	1,322,768	2,452,042	883,424	882,354	1,765,778

This content downloaded from
14.194.219.90 on Fri, 09 Feb 2024 06:46:19 +00:00
All use subject to https://about.jstor.org/terms

TABLE XI.—BIRTHPLACE—

DISTRICT, STATE, PROVINCE, OR COUNTRY OF BIRTH.	DISTRICT OF PATNA.			GAYA.			SHAHABAD.		
	Male.	Female.	Total.	Male.	Female.	Total.	Male.	Female.	Total.
A—*concluded.*									
(ii) In Feudatory States.									
Kuch Bihar	...	...	...	...	...	...	...	...	...
Orissa Tributary States ...	...	...	...	33	16	48	...	...	...
Chutia Nagpur Tributary States	15	47	62	200	449	649	2,005	33	2,038
Total ...	15	47	62	233	465	697	2,005	33	2,038
TOTAL A ...	858,197	900,442	1,758,639	1,040,748	1,090,397	2,131,145	965,969	1,057,705	2,023,674
B.—IN OTHER PROVINCES OR STATES IN INDIA.									
(i) In British Territory.									
Assam and Lushi Country	180	8	188	2	1	3	39	88	127
Berar	...	...	...	25	18	43	...	...	...
Bombay	68	16	84	249	167	416	...	13	13
Sindh	112	...	112	...	...	...	...	...	...
Burma	...	...	...	2	...	2	...	...	...
Central Provinces	2	4	6	158	143	301	685	248	933
Coorg	...	...	...	...	...	...	55	97	152
Madras	...	...	...	17	31	48	33	77	110
North-West Provinces ...	3,655	1,492	5,147	1,072	993	2,065	20,594	13,822	34,416
Oudh	868	416	1,284	1,397	357	1,754	645	160	805
Punjab	1,141	469	1,610	388	593	981	942	208	1,150
Andamans	...	...	...	...	...	...	...	...	...
Total ...	6,026	2,405	8,431	3,290	2,303	5,593	22,993	14,713	37,706
(ii) In Feudatory States.									
Hyderabad	16	...	16	28	10	38	...	...	...
Baroda	...	...	...	...	...	...	...	...	...
Mysore and Bangalore ...	...	...	...	...	7	7	...	...	...
Kashmir and Jammu ...	...	1	1	4	...	4	...	...	...
Rajputana States	339	99	438	303	353	656	1,225	37	1,262
Central India States ...	65	88	153	445	129	574	...	...	...
Manipur	15	7	22		1	2	...	...	...
India (unspecified) ...	...	...	...	97	51	148	...	...	...
Total ...	435	195	630	878	551	1,429	1,225	37	1,262
TOTAL B ...	6,461	2,600	9,061	4,168	2,854	7,022	24,218	14,750	38,968
C.—IN COUNTRIES IN ASIA BEYOND INDIA.									
(i) Adjacent to India.									
Afghanistan	100	...	100	51	48	99	557	32	589
Turkistan	...	...	...	...	...	...	...	...	...
Nipal	101	110	211	13	12	25	5	28	33
Bhutan	...	...	...	...	...	...	...	...	...
Ceylon	...	...	...	1	...	1	...	...	...
Total ...	201	110	311	65	60	125	562	60	622

This content downloaded from 14.194.219.90 on Fri, 09 Feb 2024 06:46:19 +00:00
All use subject to https://about.jstor.org/terms

PATNA DIVISION—*continued.*

ENUMERATION.

DARBHANGA.			MUZAFFARPUR.			SARAN.			CHAMPARAN.		
Male.	Female.	Total.	Male.	Female.	Total.	Male.	Female.	Total.	Male.	Female.	Total.
1	1	2	...	2	2	...	...	...	...	...	...
...	...	...	...	...	...	...	...	...	...	...	...
...	...	...	2	...	2	...	...	...	...	...	...
1	1	2	2	2	4	...	...	...	...	...	...
1,384,696	1,424,972	2,769,668	1,300,349	1,396,533	2,696,882	1,129,274	1,322,768	2,452,042	883,424	882,354	1,765,778
1	...	1	...	...	...	11	...	11	49	28	77
...	...	...	...	...	...	...	...	...	...	...	...
42	1	43	18	12	30	6	2	8	219	14	233
...	...	...	...	...	...	...	...	...	...	...	...
1	...	1	3	...	3	...	2	2	6	...	6
1	...	1	27	38	65	...	...	...	...	...	...
...	...	...	...	...	...	...	...	...	...	...	...
11	8	19	49	6	55	2	...	2	28	2	30
1,650	556	2,206	1,638	966	2,599	4,302	10,690	14,992	34,300	17,886	52,186
372	71	443	142	162	304	231	33	264	1,669	1,201	2,870
306	80	386	123	80	203	19	8	27	345	254	599
2	...	2	...	...	...	...	...	...	...	...	...
2,386	716	3,102	1,995	1,264	3,259	4,571	10,735	15,306	36,616	19,385	56,001
2	1	3	...	...	...	1	3	4	6	...	6
2	...	2	...	...	...	...	...	...	...	...	...
...	...	...	5	4	9	...	...	...	...	...	...
...	11	11	12	33	45	...	...	...	7	...	7
373	288	661	382	367	749	14	4	18	270	192	462
18	6	24	...	...	...	4	2	6	582	252	834
...	...	...	...	...	...	...	...	...	...	...	...
...	...	...	...	...	...	...	...	...	1,590	54	1,634
395	306	901	399	404	803	19	9	28	2,445	498	2,943
2,981	1,022	4,003	2,394	1,668	4,062	4,590	10,744	15,334	39,061	19,883	58,944
30	...	30	42	...	42	...	...	...	41	...	41
6	3	9	...	...	...	...	...	...	...	...	...
2,996	4,938	7,934	2,508	7,835	10,343	...	4	4	13,551	21,075	34,626
4	...	4	...	...	...	...	...	...	23	...	23
...	...	...	1	...	1	...	...	...	...	...	...
3,036	4,941	7,977	2,551	7,835	10,386	...	4	4	13,615	21,075	34,690

This content downloaded from
14.194.219.90 on Fri, 09 Feb 2024 06:46:19 +00:00
All use subject to https://about.jstor.org/terms

TABLE XI.—BIRTHPLACE—

DISTRICT OF

DISTRICT, STATE, PROVINCE, OR COUNTRY OF BIRTH.	PATNA.			GAYA.			SHAHABAD.		
	Male.	Female.	Total.	Male.	Female.	Total.	Male.	Female.	Total.
C—*concluded.*									
(ii) Remote from India.									
Turkey in Asia, Levant, Armenia, &c.	...	...	...	...	...	...	...	...	...
Arabia, Bagdad, &c. ...	...	2	2	...	...	...	...	...	...
Java and Sumatra	12	...	12	...	...	...	...	...	...
Manilla	...	...	...	...	...	...	...	...	...
Total ...	12	2	14	...	...	...	...	...	...
TOTAL C ...	213	112	325	65	60	125	562	60	622
D.—IN COUNTRIES IN EUROPE.									
England and Wales ...	702	55	757	8	...	8	31	12	43
Scotland	34	11	45	4	3	7	10	4	14
Ireland	123	26	149	1	2	3	5	3	8
Channel Islands	1	...	1	...	...	...	...	...	...
France	1	1	2	...	...	...	...	...	...
Italy	...	...	...	...	...	...	...	...	...
Portugal	...	...	...	...	...	...	...	...	...
Europe (unspecified) ...	...	22	22	...	...	...	...	...	...
TOTAL D ...	861	115	976	13	5	18	46	19	65
E.—IN COUNTRIES IN AFRICA.									
Mauritius	...	...	...	15	3	18	4	4	8
Africa (unspecified) ...	...	...	...	...	...	...	...	...	...
TOTAL E ...	...	...	...	15	3	18	4	4	8
F.—IN COUNTRIES IN AMERICA.									
West Indies	...	...	...	...	...	...	...	...	...
South America	...	2	2	...	...	...	...	...	...
America (unspecified) ...	...	1	1	2	1	3	...	...	...
TOTAL F ...	...	3	3	2	1	3	...	...	...
G.—IN COUNTRIES IN AUSTRALASIA.									
Australia (unspecified) ...	...	...	...	...	...	...	...	...	...
New Zealand	...	...	...	...	...	...	...	...	...
TOTAL G ...	...	...	...	...	...	...	...	...	...
H.—BORN AT SEA ...	...	...	...	...	...	...	...	...	...
TOTAL DISTRICT POPULATION ...	885,732	903,272	1,789,004	1,045,011	1,093,320	2,138,331	990,799	1,072,538	2,063,337

This content downloaded from 14.194.219.90 on Fri, 09 Feb 2024 06:46:19 +00:00
All use subject to https://about.jstor.org/terms

PATNA DIVISION—*concluded.*

ENUMERATION.

DARBHANGA.			MUZAFFARPUR.			SARAN.			CHAMPARAN.		
Male.	Female.	Total.	Male.	Female.	Total.	Male.	Female.	Total.	Male.	Female.	Total.
3	...	3	...	...	...	...	...	...	...	...	...
1	...	1	7	...	7	...	...	...	...	...	...
...	...	...	...	...	...	...	...	...	...	...	...
...	...	...	...	...	...	...	...	...	1	...	1
4	...	4	7	...	7	...	...	...	1	...	1
3,040	4,941	7,981	2,558	7,835	10,393	...	4	4	13,616	21,075	34,691
40	11	51	54	27	81	30	18	48	20	13	33
9	3	12	8	3	11	23	3	26	7	4	11
10	4	14	6	5	11	6	5	11	6	...	6
...	...	...	...	...	...	1	...	1	...	...	...
4	1	5	...	...	...	...	...	...	...	...	...
1	...	1	...	...	...	...	...	...	...	...	...
1	...	1	...	...	...	...	...	...	...	...	...
...	...	...	...	...	...	...	...	...	...	...	...
65	19	84	68	35	103	60	26	86	33	17	50
...	...	...	...	...	...	2	6	8	...	...	...
...	12	12	...	...	...	...	...	...	1	...	1
...	12	12	...	...	...	2	6	8	1	...	1
1	1	2	...	...	...	...	...	...	...	...	...
...	...	...	...	...	...	...	2	2	...	...	...
...	...	...	3	...	3	...	...	...	...	...	...
1	1	2	3	...	3	...	2	2	...	...	...
1	...	1	2	...	2	...	...	...	...	1	1
1	3	4	...	...	...	...	...	...	...	...	...
2	3	5	2	...	2	...	...	...	...	1	1
...	...	...	...	...	...	...	1	1	...	...	...
1,370,985	1,430,970	2,801,955	1,305,374	1,406,071	2,711,445	1,133,928	1,333,551	2,467,477	936,135	923,330	1,859,465

This content downloaded from
14.194.219.90 on Fri, 09 Feb 2024 06:46:19 +00:00
All use subject to https://about.jstor.org/terms

TABLE XI.—Birthplace—Bhagalpur Division.

District, State, Province or Country of Birth.	District of Enumeration.														
	Bhagalpur.			Monghyr.			Purneah.			Malda.			Santal Parganas.		
	Male.	Female.	Total.	Male.	Female.	Total.	Male.	Female.	Total.	Male.	Female.	Total.	Male.	Female.	Total.
A.—WITHIN THE PROVINCE.															
(i) In British Territory.															
Bardwan	219	87	306	269	113	382	485	231	716	345	760	1,105	750	904	1,654
Bankura	32	14	46	13	23	36	38	...	38	494	202	696	5,385	3,362	8,747
Birbhum	319	533	852	281	922	1,203	44	...	44	178	227	405	1,472	1,656	3,128
Midnapur	13	13	26	7	3	10	21	6	27	1	3	4	3,895	4,404	8,299
Hugli	332	130	462	400	331	731	294	183	477	63	86	149	6,750	8,136	14,886
Howrah	4	48	52	82	67	149	...	...	...	201	...	201	...	...	...
24-Parganas	164	69	233	208	140	348	90	60	150	118	228	346	1,916	1,879	3,795
Calcutta	150	103	253	213	226	439	62	61	123	248	...	248	...	...	...
Nadia	138	163	301	188	80	268	232	162	394	570	215	785	3,465	3,423	6,888
Jessor	22	11	33	16	1	17	16	2	18	88	15	103	...	...	...
Murshidabad	243	77	320	108	41	149	410	190	600	8,681	7,558	16,239	2,830	3,050	5,880
Khulna	1	1	2	2	...	2	2	...	2	179	83	262	...	...	...
Dinajpur	13	16	29	...	...	...	1,670	2,299	3,969	1,695	2,082	3,777	5,374	5,525	10,899
Rajshahi	13	9	22	6	5	11	82	29	111	1,907	1,975	3,882	...	...	...
Rangpur	38	2	40	15	15	30	138	300	438	9	361	370	...	...	...
Bogra	...	...	...	...	...	...	2	...	2	69	106	175	...	...	...
Pabna	1	...	1	14	34	48	...	...	...	423	587	1,010	...	...	...
Darjeeling	1	1	2	2	...	2	327	230	557	...	...	...	...	...	...
Jalpaiguri	...	...	...	...	...	...	523	700	1,228	...	1	1	...	...	...
Dacca	22	21	43	113	19	132	38	...	38	56	2	58	...	...	...
Faridpur	2	...	2	17	2	19	14	6	20	145	167	312	...	...	...
Bakharganj	3	2	4	1	1	2	8	1	9	192	26	218	...	...	...
Maimansingh	1	5	6	13	3	16	16	...	16	237	135	372	...	...	...
Chittagong	11	3	14	...	...	...	...	2	2	...	...	...	...	...	...
Tippera	...	1	1	1	...	1	...	...	...	...	...	...	...	...	...
Patna	2,079	1,300	3,379	6,961	12,090	19,051	1,319	630	1,949	353	146	499	5,339	5,268	10,606
Gaya	1,064	2,767	3,831	3,072	6,327	10,299	2,521	2,066	4,587	486	158	644	9,565	8,673	18,238

This content downloaded from 14.194.219.90 on Fri, 09 Feb 2024 06:46:19 +00:00
All use subject to https://about.jstor.org/terms

Shahabad	3,818	*2,331*	6,149	1,613	*838*	2,451	2,202	*839*	3,041	1,009	*706*	1,715	1,316	*1,725*	3,041
Darbhanga	13,061	*15,988*	29,049	9,171	*11,111*	19,282	6,164	*1,555*	7,719	277	*6*	283	...	...	...
Muzaffarpur	6,344	*2,357*	8,701	3,884	*3,424*	7,308	7,506	*1,837*	9,343	1,389	*375*	1,764	1,219	*937*	2,156
Saran	2,819	*667*	3,486	1,426	*399*	1,825	4,259	*905*	5,164	1,093	*108*	1,191	7,006	*8,139*	15,145
Champaran	...	*25*	25	62	*24*	86	230	*73*	303	164	...	164	329	*293*	621
Bhagalpur	928,301	*951,831*	1,878,132	8,167	*17,251*	25,418	32,439	*25,332*	57,771	3,896	*2,714*	6,610	3,341	*3,219*	6,553
Monghyr	25,196	*29,124*	54,320	944,555	*990,192*	1,934,747	11,098	*6,686*	17,784	1,760	*1,041*	2,801	6,311	*3,311*	9,622
Purnea	8,945	*9,120*	18,065	138	*155*	293	910,183	*899,227*	1,809,410	3,876	*4,180*	8,056	890	*1,004*	1,894
Malda	80	...	80	30	*13*	43	1,543	*1,833*	3,376	350,124	*378,671*	728,795	3,140	*5,273*	8,413
Santal Parganas	4,181	*6,023*	10,204	325	*551*	876	367	*454*	821	12,089	*7,369*	19,457	793,171	*807,938*	1,601,109
Cuttack	52	*12*	64	19	*3*	22	3	*6*	9	...	...	...	...	...	...
Puri	4	*2*	6	5	*2*	7	...	...	...	130	*7*	137	...	...	...
Balasor	...	...	...	5	...	5	...	...	...	...	...	...	...	...	...
Hazaribagh	420	*521*	941	941	*2,530*	3,471	...	...	...	439	*239*	721	1,008	*1,303*	2,311
Lohardaga	103	*25*	128	2	...	2	194	*230*	424	830	*1,557*	2,417	...	...	...
Manbhum	13	*23*	36	128	*102*	230	...	...	...	250	*294*	544	608	*729*	1,535
Singhbhum	...	...	...	...	...	...	...	...	...	...	...	...	...	...	...
Total ...	996,221	*1,023,425*	2,019,646	982,363	*1,047,038*	2,029,401	984,544	*946,135*	1,930,679	394,103	*412,413*	806,516	865,276	*880,143*	1,745,419
(ii) In Feudatory States.															
Kuch Bihar	...	...	...	...	...	...	...	*11*	11	...	...	...	...	...	...
Orissa Tributary States ...	4	...	4	...	...	...	...	...	...	...	*1*	1	...	...	...
Total ...	4	...	4	...	...	...	...	*11*	11	...	*1*	1	...	...	...
TOTAL A ...	996,225	1,023,425	2,019,650	982,363	1,047,038	2,029,401	984,544	946,146	1,930,690	394,103	412,414	806,517	865,276	880,143	1,745,419
B.—IN OTHER PROVINCES OR STATES IN INDIA.															
(i) In British Territory.															
Ajmir Merwara	...	...	...	21	...	21	...	...	...	...	...	...	...	...	...
Assam and Lushai Country ...	15	*12*	27	18	*10*	28	29	...	29	311	*11*	322	...	...	...
Bombay	13	*5*	18	6	...	6	9	*7*	16	...	...	...	...	...	...
Burma	4	*7*	11	6	*3*	9	...	...	...	...	...	...	...	...	...
Central Provinces	60	*42*	102	26	*26*	52	470	*331*	801	254	*354*	608	957	*416*	1,373
Madras	7	*15*	22	32	*6*	38	...	...	...	...	*1*	1	...	...	...
North West Provinces	1,173	*1,774*	2,946	2,871	*1,057*	3,928	3,987	*1,635*	5,622	4,769	*2,184*	6,952	1,793	*950*	2,743
Oudh	738	206	944	432	*228*	660	554	*182*	736	2	*6*	8	2,023	*1,932*	3,955
Punjab	70	*29*	99	150	*14*	164	150	*11*	161	285	*24*	309	117	*40*	157
Total ...	5,079	*2,090*	7,169	3,563	*1,344*	4,908	5,199	*2,166*	7,365	5,620	*2,580*	8,200	4,890	*3,338*	8,228

This content downloaded from 14.194.219.90 on Fri, 09 Feb 2024 06:46:19 +00:00
All use subject to https://about.jstor.org/terms

TABLE XI.—Birthplace—Bhagalpur Division—*concluded.*

District, State, Province or Country of Birth.	District of Enumeration.														
	Bhagalpur.			Monghyr.			Purnea.			Malda.			Santal Parganas.		
	Male.	Female.	Total.	Male.	Female.	Total.	Male.	Female.	Total.	Male.	Female.	Total.	Male.	Female.	Total.
B—*concluded.*															
(ii) In Feudatory States.															
Hyderabad	3	2	5	5	5	10	...	...	...	...	...	...	...	...	...
Baroda	...	2	2	...	...	...	...	...	...	...	...	...	...	...	...
Kashmir and Jammu	...	...	...	...	1	1	...	...	...	...	...	...	...	...	...
Rajputana States	1,053	856	1,909	936	487	1,423	313	58	371	182	2	184	332	114	446
Central India States	350	66	416	3	...	3	34	20	54	...	...	...	...	...	...
Total ...	1,406	926	2,332	944	493	1,437	347	78	425	182	2	184	332	114	446
TOTAL B ...	6,485	3,016	9,501	4,506	1,837	6,343	5,546	2,244	7,790	5,802	2,582	8,384	5,222	3,452	8,674
C.—IN COUNTRIES IN ASIA BEYOND INDIA.															
(i) Adjacent to India.															
Afghanistan	14	1	15	27	2	29	84	41	125	5	...	5	...	...	...
Nepal	2,113	1,377	3,490	31	3	34	3,296	2,716	6,012	1	...	1	26	21	47
Bhutan	...	1	1	...	...	...	...	6	6	...	...	...	...	...	...
China	...	...	...	8	5	13	...	...	...	...	...	...	...	...	...
Total ...	2,127	1,379	3,506	66	10	76	3,380	2,763	6,143	6	...	6	26	21	47
(ii) Remote from India.															
Arabia, Bagdad, &c.	...	...	...	1	...	1	1	2	3	...	...	...	...	4	4
Total ...	...	...	...	1	...	1	1	2	3	...	...	...	...	4	4
TOTAL C ...	2,127	1,379	3,506	67	10	77	3,381	2,765	6,146	6	...	6	26	25	51

This content downloaded from 14.194.219.90 on Fri, 09 Feb 2024 06:46:19 +00:00
All use subject to https://about.jstor.org/terms

D.—IN COUNTRIES IN EUROPE.																	
England and Wales	17	8	25	69	36	105	17	5	22	...	5	5	35	6	41
Scotland	2	...	2	28	13	41	...	1	1	3	...	3	4	1	5
Ireland	4	3	7	23	14	37	3	...	3	...	1	1	3	1	4
Channel Islands	...	...	...	1	...	1	...	...	...	...	...	...	...	...	...
France	3	...	3	3	...	3	...	...	...	1	...	1	...	...	...
Belgium	...	...	...	...	...	...	1	...	1	...	...	...	...	...	...
Denmark	...	...	...	...	...	...	...	...	...	...	...	...	...	...	...
Norway	...	...	...	...	...	...	...	...	...	...	...	...	...	1	1
Russia in Europe	...	...	...	1	...	1	...	...	...	...	...	...	1	...	1
Spain	...	...	...	1	...	1	...	...	...	...	...	...	...	...	...
Switzerland	...	...	...	1	...	1	...	...	...	...	...	...	...	...	...
Germany	...	...	...	...	...	...	...	1	1	...	...	...	...	...	...
Europe (unspecified)	...	...	...	...	...	...	1	...	1	...	...	...	...	...	...
TOTAL D ...	26	11	37	127	63	190	22	7	29	4	6	10	43	9	52
E.—AFRICA ...	...	...	...	...	...	...	...	...	...	2	...	2	...	...	...
F.—IN COUNTRIES IN AMERICA.															
South America	...	...	...	1	1	2	...	...	...	...	...	...	...	...	...
America unspecified	...	...	...	...	...	...	1	...	1	...	...	...	...	...	...
TOTAL F ...	...	...	...	1	1	2	1	...	1	...	...	...	...	...	...
G.—IN COUNTRIES IN AUSTRALASIA.															
Australia (unspecified) ...	2	...	2	8	...	8	...	...	...	...	...	...	...	...	...
New Zealand	...	...	...	...	...	...	1	...	1	...	...	...	...	...	...
TOTAL G ...	2	...	2	8	...	8	1	...	1	...	...	...	...	...	...
H.—BORN AT SEA ...	...	...	...	...	...	...	1	...	1	...	...	...	...	...	...
TOTAL DISTRICT POPULATION ...	1,004,885	1,027,831	2,052,696	987,072	1,048,949	2,036,021	893,496	951,162	1,844,658	399,917	415,002	814,919	870,567	883,629	1,754,196

This content downloaded from 14.194.219.90 on Fri, 09 Feb 2024 06:46:19 +00:00
All use subject to https://about.jstor.org/terms

TABLE XI.—Birthplace—Orissa Division.

District, State, Province, or Country of Birth.	District of Enumeration.											
	Cuttack.			Puri.			Balasor.			Angul.		
	Male.	Female.	Total.	Male.	Female.	Total.	Male.	Female.	Total.	Male.	Female.	Total.
A.—WITHIN THE PROVINCE.												
(i) In British Territory.												
Bardwan	61	79	140	51	17	68	43	21	64	...	...	...
Bankura	1	...	1	1	...	1	14	...	14	...	...	...
Birbhum	1	...	1	...	...	...	3	...	3	...	...	...
Midnapur	191	154	345	64	67	131	2,940	4,398	7,338	...	...	...
Hugli	80	35	115	131	18	149	169	77	246	...	...	...
Howrah	9	11	20	...	...	...	4	...	4	...	...	...
24-Parganas	30	24	54	16	6	22	27	4	31	5	...	5
Calcutta	171	108	279	38	36	74	145	62	207	...	...	...
Nadia	27	18	45	32	18	50	33	233	266	...	...	...
Jessor	...	...	...	...	...	...	7	36	43	...	...	...
Murshidabad	23	3	26	...	1	1	18	105	123	...	...	...
Khulna	...	...	...	...	...	...	2	...	2	...	...	...
Dinajpur	...	...	...	4	...	4	3	...	3	...	...	...
Rajshahi	...	...	...	2	...	2	3	...	3	...	...	...
Rangpur	7	3	10	45	42	87	5	5	10	...	...	...
Bogra	...	...	...	...	...	...	20	...	20	...	...	...
Pabna	10	171	181	...	...	...	15	13	28	...	...	...
Jalpaiguri	...	...	...	...	...	...	...	2	2	...	...	...
Dacca	44	45	89	...	24	24	44	20	64	...	...	...
Faridpur	...	...	...	...	...	...	10	2	12	...	...	...
Bakharganj	6	2	8	...	...	...	13	34	47	...	...	...
Maimansingh	3	...	3	...	3	3	44	...	44	...	...	...
Chittagong	...	...	...	...	...	...	46	1	47	...	...	...
Noakhali	...	...	...	...	...	...	86	6	92	...	...	...
Tippera	9	3	12	...	9	9	4	...	4	...	...	...
Patna	13	4	17	99	24	123	59	39	98	3	18	21
Gaya	57	2	59	38	10	48	51	25	76	...	...	...
Shahabad	54	42	96	40	14	54	126	11	137	...	...	...
Darbhanga	10	3	13	29	15	44	3	1	4	...	...	...
Muzaffarpur	28	1	29	38	11	49	29	9	38	...	...	...
Saran	20	3	29	4	...	4	16	30	46	...	...	...
Champaran	...	...	...	...	...	...	3	...	3	...	...	...
Bhagalpur	25	3	28	7	1	8	24	4	28	...	...	...
Monghyr	8	1	9	9	...	9	...	...	...	...	...	...
Purnea	27	...	27	9	...	9	7	65	72	...	...	...
Santal Parganas	...	...	...	...	...	...	276	59	335	...	...	...
Cuttack	931,740	975,997	1,907,737	7,128	12,272	19,400	5,167	7,130	12,297	2,338	1,023	3,361
Puri	2,926	9,006	11,932	458,733	446,336	905,069	351	455	806	138	17	155
Balasor	1,111	4,390	5,501	209	132	341	466,632	493,070	959,702	31	15	46
Angul	...	...	...	...	...	...	...	...	...	80,829	79,721	160,550
Hazaribagh	27	...	27	155	...	155	6	58	64	...	...	...
Lohardaga	20	2	22	...	3	3	10	...	10	4	6	10
Manbhum	...	...	...	...	...	...	...	4	4	...	...	...
Singhbhum	...	...	...	...	...	...	15	15	30	...	...	...
Total	936,743	990,110	1,926,853	466,882	459,059	925,941	476,473	505,992	982,467	83,348	80,800	164,148

This content downloaded from
14.194.219.90 on Fri, 09 Feb 2024 06:46:19 +00:00
All use subject to https://about.jstor.org/terms

TABLE XI.—Birthplace—Orissa Division—*continued.*

District, State, Province, or Country of Birth.	District of Enumeration.											
	Cuttack.			Puri.			Balasor.			Angul.		
	Male.	Female.	Total.	Male.	Female.	Total.	Male.	Female.	Total.	Male.	Female.	Total.
A—*concluded.*												
(ii) In Feudatory States.												
Kuch Bihar												
Orissa Tributary States ...	...	...	...	...	*38*	38	23	...	23	...	...	...
Chutia Nagpur Tributary States	1,159	*5,607*	6,765	2,195	*6,994*	9,189	2,203	*2,881*	5,084	...	...	...
	...	...	...	...	...	...	2	2	4	37	...	37
Total ...	1,158	*5,607*	6,765	2,195	*7,032*	9,227	2,228	*2,883*	5,111	37	...	37
TOTAL A ...	937,901	995,717	1,933,618	469,077	466,091	935,168	478,701	508,877	987,578	83,385	80,800	164,185
B.—IN OTHER PROVINCES OR STATES IN INDIA.												
(i) In British Territory.												
Assam and Lushai Country	26	*29*	55	162	*85*	247	68	*288*	356	...	...	...
Bombay	96	*66*	162	25	*11*	36	395	*662*	1,057	...	...	...
Burma	...	*2*	2	...	...	...	2	...	2	...	...	...
Central Provinces	80	*36*	116	492	*245*	737	133	*3*	136	1,089	*972*	2,061
Madras	1,116	*638*	1,754	3,854	*3,765*	7,619	909	*1,689*	2,598	1,209	*2,511*	3,719
North-West Provinces ...	263	*228*	491	426	*124*	550	688	*1,232*	1,920	...	...	...
Oudh	151	*31*	182	252	*54*	306	185	*88*	273	15	...	15
Punjab	386	*186*	572	103	*39*	142	114	*46*	160	...	...	...
Andamans	...	...	...	...	...	...	56	...	56	...	...	...
Total ...	2,118	*1,216*	3,334	5,314	*4,323*	9,637	2,550	*4,008*	6,558	2,312	*3,483*	5,795
(ii) In Feudatory States.												
Hyderabad	110	*19*	129	...	...	...	...	...	...	...	...	...
Mysore and Bangalore ...	...	...	...	...	...	...	9	...	9	...	...	...
Kashmir and Jammu ...	7	...	7	...	...	...	...	...	...	...	...	...
Rajputana States	177	*58*	235	112	*51*	163	175	*80*	255	...	...	...
Central India States ...	145	*27*	172	21	...	21	...	...	...	...	...	...
India (unspecified) ...	...	...	...	...	...	...	...	...	...	71	*7*	78
Total ...	439	*104*	543	133	*51*	184	184	*80*	264	71	*7*	78
TOTAL B ...	2,557	1,320	3,877	5,447	4,374	9,821	2,734	4,088	6,822	2,383	3,490	5,873
C.—IN COUNTRIES IN ASIA BEYOND INDIA.												
(i) Adjacent to India.												
Beluchistan	...	...	...	...	...	...	2	...	2	...	...	...
Afghanistan	21	*14*	35	...	...	...	63	*7*	70	...	...	...
Nipal	28	*43*	71	...	...	...	17	*9*	26	...	...	...
Ceylon	...	*2*	2	...	...	...	1	...	1	...	...	...
Total ...	49	*59*	108	...	...	...	83	*16*	99	...	...	...

This content downloaded from 14.194.219.90 on Fri, 09 Feb 2024 06:46:19 +00:00
All use subject to https://about.jstor.org/terms

TABLE XI.—Birthplace—Orissa Division—*concluded.*

District, State, Province, or Country of Birth.	District of Enumeration.											
	Cuttack.			Puri.			Balasor.			Angul.		
	Male.	Female.	Total.	Male.	Female.	Total.	Male.	Female.	Total.	Male.	Female.	Total.
O.—*continued.*												
(ii) Remote from India.												
Turkey in Asia, Levant, Armenia, &c.	...	...	...	...	...	...	7	...	7	...	...	...
Arabia, Bagdad, &c. ...	...	...	...	...	...	...	8	2	10	...	...	...
Total ...	...	...	...	...	...	...	15	2	17	...	...	...
TOTAL O ...	49	59	108	...	...	...	98	18	116	...	...	...
D.—IN COUNTRIES IN EUROPE.												
England and Wales ...	24	12	36	2	1	3	12	2	14	...	...	...
Scotland	6	2	8	1	1	2	9	...	9	...	...	...
Ireland	8	3	11	3	...	3	2	...	2	...	...	...
Channel Islands	...	...	...	...	...	...	1	...	1	...	...	...
France	1	...	1	...	...	...	5	...	5	...	...	...
Belgium	...	...	...	...	...	...	10	...	10	...	...	...
Holland	...	...	...	...	...	...	50	...	50	...	...	...
Denmark and Iceland ...	...	...	...	...	...	...	1	...	1	...	...	...
Norway	4	...	4	...	...	...	3	...	3	...	...	...
Sweden	6	...	6	...	...	...	...	...	...	...	...	...
Italy	...	...	...	...	1	1	5	...	5	...	...	...
Switzerland	1	...	1	...	...	...	...	...	...	...	...	...
Germany	...	...	...	...	...	...	1	2	3	...	...	...
TOTAL D ...	50	17	67	6	3	9	99	4	103	...	...	...
E.—IN COUNTRIES IN AFRICA.												
Mauritius	...	...	...	...	...	...	2	...	2	...	...	...
St. Helena	...	1	1	...	...	...	...	...	...	...	...	...
TOTAL E ...	...	1	1	...	...	...	2	...	2	...	...	...
F.—IN COUNTRIES IN AMERICA.												
South America	...	...	...	...	...	...	2	...	2	...	...	...
America (unspecified) ...	...	...	...	...	...	...	1	...	1	...	...	...
TOTAL F ...	...	...	...	...	...	...	3	...	3	...	...	...
G.—AUSTRALIA ...	...	...	...	...	...	...	1	...	1	...	...	...
TOTAL DISTRICT POPULATION ...	940,557	997,114	1,937,671	474,530	470,468	944,998	481,638	512,987	994,625	85,768	84,290	170,058

This content downloaded from
14.194.219.90 on Fri, 09 Feb 2024 06:46:19 +00:00
All use subject to https://about.jstor.org/terms

TABLE XI.—Birthplace—Chutia Nagpur Division.

District, State, Province or Country of Birth.	District of Enumeration.											
	Hazaribagh.			Lohardaga.			Manbhum.			Singhbhum.		
	Male.	Female.	Total.	Male.	Female.	Total.	Male.	Female.	Total.	Male.	Female.	Total.
A.—WITHIN THE PROVINCE.												
(i) In British Territory.												
Bardwan	320	210	530	26	34	60	2,068	1,552	3,620	326	148	474
Bankura	290	87	377	223	76	299	5,828	6,308	12,136	619	539	1,158
Birbhum	250	478	728	...	...	...	428	457	885	...	39	39
Midnapur	46	25	71	663	18	681	396	263	659	3,768	6,096	9,864
Hugli	161	38	199	29	13	42	146	61	207	48	11	59
Howrah	...	...	...	...	...	...	2	11	13	1	1	2
24-Parganas	74	49	123	8	1	9	92	58	150	24	3	27
Calcutta	77	68	145	32	16	48	78	54	132	35	18	53
Nadia	36	24	60	8	6	14	64	25	89	86	10	96
Jessor	18	3	21	...	...	...	8	16	24	24	2	26
Murshidabad	49	7	56	26	...	26	62	13	75	15	...	15
Khulna	...	...	...	...	...	...	29	7	36	16	...	16
Dinajpur	...	...	...	1	...	1	...	...	...	...	...	...
Rajshahi	10	...	10	...	...	...	4	8	12	1	1	2
Rangpur	2	5	7	...	...	...	...	...	...	16	...	16
Bogra	...	...	...	55	25	80	...	...	...	2	...	2
Pabna	...	...	...	...	...	...	...	4	4	3	...	3
Darjeeling	1	...	1	...	1	1	...	...	...	7	...	7
Jalpaiguri	...	...	...	314	66	380	...	...	...	...	...	...
Dacca	...	4	4	3	22	25	12	4	16	6	1	7
Faridpur	...	...	...	...	...	...	15	15	30	10	...	10
Bakharganj	1	...	1	...	...	...	1	1	2	8	...	8
Maimansingh	...	...	...	...	...	...	5	4	9	...	2	2
Chittagong	...	...	...	40	11	51	3	1	4	...	...	...
Noakhali	...	...	...	...	...	...	1	...	1	...	...	...
Patna	895	685	1,580	1,382	185	1,567	235	124	359	191	44	235
Gaya	11,454	11,173	22,627	9,344	10,032	19,376	2,654	1,322	3,976	622	258	880
Shahabad	814	4,182	4,996	4,239	3,423	7,664	568	230	798	201	48	249
Darbhanga	61	11	72	22	6	28	10	2	12	11	...	11
Muzaffarpur	144	69	213	1,021	27	1,048	13	2	15	23	...	23
Saran	265	29	294	290	33	323	149	37	186	65	34	99
Champaran	14	17	31	...	...	...	5	2	7	...	...	...
Bhagalpur	230	270	500	30	30	60	71	56	127	33	28	61
Monghyr	2,516	3,521	6,037	23	7	30	214	99	313	7	22	29
Purnea	...	114	114	...	...	...	4	8	12	2	2	4
Malda	...	...	...	1	1	2	...	9	9	...	...	...
Santal Parganas	948	1,804	2,752	57	4	61	1,029	1,588	2,617	7	32	39
Cuttack	40	...	40	...	9	9	88	26	114	1,367	2,323	4,290
Puri	3	...	3	...	...	...	4	...	4	...	...	...
Balasor	2	1	3	17	...	17	4	8	12	101	122	223
Hazaribagh	540,652	550,725	1,091,377	7,471	8,075	15,546	4,799	6,153	10,952	757	479	1,236
Lohardaga	2,987	18,291	21,278	814,316	850,336	1,664,652	2,155	3,225	5,380	6,293	6,110	12,403
Manbhum	2,482	4,697	7,179	1,332	2,956	4,288	569,470	576,777	1,146,247	3,168	3,199	6,367
Singhbhum	...	2	2	138	135	273	846	936	1,782	251,882	254,297	506,179
Total ...	564,832	596,599	1,161,431	841,311	875,550	1,716,861	591,560	599,466	1,191,026	270,335	273,869	544,204

This content downloaded from
14.194.219.90 on Fri, 09 Feb 2024 06:46:19 +00:00
All use subject to https://about.jstor.org/terms

TABLE XI.—Birthplace—Chutia Nagpur Division—*continued.*

District, State, Province or Country of Birth.	District of Enumeration.											
	Hazaribagh.			Lohardaga.			Manbhum.			Singhbhum.		
	Male.	Female.	Total.	Male.	Female.	Total.	Male.	Female.	Total.	Male.	Female.	Total.
A—*concluded.*												
(ii) In Feudatory States.												
Kuch Bihar	...	...	...	...	...	...	...	...	...	3	...	3
Orissa Tributary States ...	...	...	...	...	...	...	7	40	47	...	...	...
Chutia Nagpur Tributary States	...	...	...	1,381	1,460	2,841	...	...	...	...	...	...
Hill Tippera	...	...	...	...	...	...	33	83	116	...	...	...
Total ...	...	...	...	1,381	1,460	2,841	40	123	163	3	...	3
TOTAL A ...	564,832	598,599	1,161,431	842,692	877,010	1,719,702	591,600	599,589	1,191,189	270,338	273,869	544,207
B.—IN OTHER PROVINCES OR STATES IN INDIA.												
(i) In British Territory.												
Assam and Lushai Country	44	38	82	25	9	34	163	38	201	29	16	45
Bombay	50	4	54	...	19	19	79	1	80	15	7	22
Burma	6	...	6	8	79	87	...	...	...	1	...	1
Central Provinces	38	31	69	276	224	500	41	10	51	68	36	104
Madras	9	...	9	4	...	4	3	4	7	11	3	14
North-West Provinces ...	1,235	329	1,564	2,060	1,573	3,633	777	246	1,023	713	113	826
Oudh	195	48	243	679	105	784	204	61	265	57	3	60
Punjab	30	17	47	129	135	264	77	21	98	49	5	54
Total ...	1,607	467	2,074	3,181	2,144	5,325	1,344	381	1,725	973	183	1,156
(ii) In Feudatory States.												
Hyderabad	8	...	8	...	...	...	...	...	...	...	...	...
Baroda	30	...	30	...	...	...	...	...	...	...	...	...
Kashmir and Jammu ...	1	...	1	...	...	...	...	...	...	...	...	...
Rajputana States	282	164	446	32	25	57	160	148	308	51	12	63
Central India States ...	83	51	134	...	...	...	...	...	...	...	...	...
Manipur	21	19	40	...	...	...	1	...	1	...	...	...
French Settlements	...	...	...	1	...	1	...	...	...	...	...	...
Total ...	425	234	659	33	25	58	161	148	309	51	12	63
TOTAL B ...	2,032	701	2,733	3,214	2,169	5,383	1,505	529	2,034	1,024	195	1,219
C.—IN COUNTRIES IN ASIA BEYOND INDIA.												
(i) Adjacent to India.												
Beluchistan	...	...	...	1	...	1	...	...	...	...	...	...
Afghanistán	47	...	47	12	...	12	76	3	79	9	...	9
Nipál	3	...	3	36	19	55	8	...	8	3	...	3
Total ...	50	...	50	49	19	68	84	3	87	12	...	12

This content downloaded from 14.194.219.90 on Fri, 09 Feb 2024 06:46:19 +00:00
All use subject to https://about.jstor.org/terms

TABLE XI.—Birthplace—Chutia Nagpur Division—*concluded.*

District, State, Province or Country of Birth.	District of Enumeration.											
	Hazaribagh.			Lohardaga.			Manbhum.			Singhbhum.		
	Male.	Female.	Total.	Male.	Female.	Total.	Male.	Female.	Total.	Male.	Female.	Total.
C—*concluded.*												
(ii) Remote from India.												
Persia	...	...	...	5	...	5	...	...	...	...	...	...
Turkey in Asia	...	...	...	...	...	...	...	...	...	...	1	1
Macao, Manilla, Borneo, &c.	...	...	...	6	...	6	...	...	...	...	...	...
Total ...	...	...	...	11	...	11	...	...	...	...	...	...
TOTAL C ...	50	...	50	60	19	79	84	3	87	12	1	13
D.—IN COUNTRIES IN EUROPE.												
England and Wales ...	26	50	76	18	2	20	4	5	9	25	3	28
Scotland	16	7	23	7	2	9	4	1	5	1	1	2
Ireland	4	...	4	11	7	18	...	...	...	1	1	2
Channel Islands	...	...	...	1	...	1	...	...	...	...	...	...
Belgium	...	...	...	20	...	20	...	...	...	10	1	11
Norway	...	...	...	...	...	...	...	...	...	2	...	2
Austria and Bohimia ...	...	...	...	10	...	10	...	...	...	...	...	...
Germany	...	...	...	21	10	31	...	1	1	...	...	...
TOTAL D ...	46	57	103	88	21	109	8	7	15	39	6	45
E.—IN COUNTRIES IN AFRICA.												
Mauritius	...	...	...	7	...	7	...	...	...	1	...	1
F.—AMERICA	3	...	3	...	...	...	2	1	3	3	...	3
G. AUSTRALIA ...	...	...	...	2	1	3	...	...	...	...	...	...
H.—BORN AT SEA ...	1	...	1	...	...	...	...	...	...	...	...	...
I.—UNSPECIFIED ...	...	...	...	130	242	372	...	...	...	...	...	...
TOTAL DISTRICT POPULATION ...	566,964	597,357	1,164,321	846,193	879,462	1,725,655	593,199	600,129	1,193,328	271,417	274,071	545,488

This content downloaded from 14.194.219.90 on Fri, 09 Feb 2024 06:46:19 +00:00
All use subject to https://about.jstor.org/terms

TABLE XI.—Birthplace—Feudatory States.

District, State, Province or Country of Birth.	District of Enumeration.											
	Kuch Bihar.			Orissa Tributary States.			Chutia Nagpur Tributary States.			Hill Tippera.		
	Male.	Female.	Total.	Male.	Female.	Total.	Male.	Female.	Total.	Male.	Female.	Total.
A.—WITHIN THE PROVINCE.												
(i) In British Territory.												
Bardwan	50	36	86	1	31	32	143	68	211	...	1	1
Bankura	10	1	11	23	10	33	92	205	297	...	...	...
Birbhum	4	5	9	...	...	...	...	12	12	...	...	...
Midnapur	5	2	7	7,876	7,487	15,363	8	11	19	6	3	9
Hugli	42	23	65	9	4	13	1	21	22	4	1	5
Howrah	3	2	5	2	...	2	...	...	...	...	...	...
24-Parganas	199	52	251	28	10	38	17	2	19	...	...	...
Calcutta	...	...	...	118	53	171	1	1	2	12	13	25
Nadia	203	102	305	3	4	7	...	...	...	10	15	25
Jessor	144	11	155	1	...	1	...	...	...	7	...	7
Murshidabad	28	66	94	144	46	190	6	6	12	...	...	...
Khulna	9	2	11	...	...	...	...	...	...	4	4	8
Dinajpur	167	38	205	...	...	...	...	...	...	...	...	...
Rajshahi	41	27	68	...	...	...	...	...	...	...	...	...
Rangpur	8,156	9,360	17,516	...	...	...	4	...	4	...	...	...
Bogra	6	5	11	...	...	...	...	...	...	9	...	9
Pabna	463	113	594	1	...	1	6	...	6	...	...	...
Darjeeling	...	...	...	...	...	...	1	2	3	...	...	...
Jalpaiguri	4,841	5,832	10,673	...	...	...	...	...	...	...	...	...
Dacca	794	212	1,006	8	3	11	28	7	35	361	109	470
Faridpur	321	83	404	...	...	...	...	...	...	70	7	77
Bakharganj	43	4	47	1	...	1	...	...	...	9	1	10
Maimansingh	597	210	807	...	...	...	...	...	...	54	2	56
Chittagong	8	...	8	...	...	...	...	...	...	5,064	4,209	9,273
Noakhali	3	2	5	...	...	...	...	...	...	2,279	1,252	3,531
Tippera	...	...	...	...	...	...	...	...	...	4,320	2,525	6,845
Patna	208	64	272	74	2	76	35	21	56	4	4	8

This content downloaded from 14.194.219.90 on Fri, 09 Feb 2024 06:46:19 +00:00
All use subject to https://about.jstor.org/terms

Gaya	32	4	36	130	26	156	1,049	500	1,549	9	11	20
Shahabad	413	178	591	23	1	24	711	621	1,332	35	10	45
Darbhanga	699	43	742	...	...	...	1	...	1	5	1	6
Muzaffarpur	1,140	95	1,235	...	...	...	...	...	...	...	...	...
Saran	2,431	206	2,640	100	151	251	10	...	10	19	15	34
Champaran	1,222	60	1,282	...	1	1	...	...	...	...	...	...
Bhagalpur	46	5	51	1	...	1	24	9	33	...	...	...
Monghyr	59	10	69	...	2	2	5	2	7	3	...	3
Purnea	341	64	405	...	...	...	...	...	...	5	2	7
Malda	3	6	9	...	...	...	...	...	...	...	...	...
Santal Parganas	4	100	104	123	121	250	7	...	7	8	7	15
Cuttack	38	1	39	16,923	17,077	34,005	1,305	1,494	2,859	11	...	11
Puri	22	...	22	3,947	7,179	11,126	...	...	...	...	...	...
Balasor	3	1	4	9,064	13,884	22,948	25	48	73	...	...	...
Hazaribagh	36	4	40	60	41	101	457	519	976	4	4	8
Lohardaga	5	2	7	2,461	2,367	4,828	49,899	47,341	97,240	...	...	...
Manbhum	9	...	9	621	75	696	1,750	2,408	4,158	...	...	...
Singhbhum	...	...	...	7,999	8,483	16,482	4,581	4,053	8,634	...	...	...
Total ...	22,870	17,030	39,900	49,752	57,058	106,810	60,226	58,251	118,477	12,312	8,196	20,508
(ii) In Feudatory States.												
Kuch Bihar	275,467	257,192	531,659	...	...	...	...	...	...	...	...	...
Orissa Tributary States ...	5	...	5	770,890	764,035	1,534,925	3	9	12	...	...	...
Chutia Nagpur Tributary States	...	...	...	1,584	1,457	3,141	370,094	359,295	730,289	...	...	...
Hill Tippera	...	...	...	...	...	...	...	...	...	52,334	51,780	104,114
Total ...	274,472	257,192	531,664	772,474	765,492	1,538,066	370,097	359,304	730,301	52,334	51,780	104,114
TOTAL A ...	297,342	274,222	571,564	822,326	822,550	1,644,876	431,223	417,555	848,778	64,646	59,976	124,622
B.—IN OTHER PROVINCES OR STATES IN INDIA.												
( ) In British Territory.												
Ajmir Merwara	547	18	565	...	...	...	...	...	...	...	...	...
Assam and Lushai Country ...	2,544	1,573	4,117	...	1	1	9	6	15	6,369	5,583	11,952
Bombay	10	1	11	44	44	88	17	2	19	...	...	...
Burma	...	...	...	...	...	...	3	...	3	...	...	...
Central Provinces	14	6	20	19,279	18,325	37,604	6,419	5,457	11,876	8	2	10
Madras	9	3	12	3,381	2,494	5,875	25	2	27	...	...	...

This content downloaded from 14.194.219.90 on Fri, 09 Feb 2024 06:46:19 +00:00
All use subject to https://about.jstor.org/terms

TABLE XI.—Birthplace—Feudatory States—*concluded.*

District, State, Province or Country of Birth.	District of Enumeration.											
	Kuch Bihar.			Orissa Tributary States.			Chutia Nagpur Tributary States.			Hill Tippera.		
	Male.	Female.	Total.	Male.	Female.	Total.	Male.	Female.	Total.	Male.	Female.	Total.
B—(I)—*concluded.*												
North-West Provinces ...	1,401	394	1,795	465	141	606	5,019	4,083	9,102	214	55	269
Oudh	313	149	462	67	6	73	107	18	125	37	6	43
Panjab	41	5	46	15	2	17	23	6	29	46	11	57
Total ...	4,879	2,149	7,028	23,381	21,026	44,387	11,623	9,574	21,196	6,674	5,657	12,331
(ii) In Feudatory States.												
Hyderabad	...	...	...	15	66	81	...	...	...	...	...	...
Mysore and Bangalore ...	8	2	10	2	1	3	...	...	...	...	...	...
Rajputana States	...	...	...	...	...	...	247	290	537	...	...	...
Central India States	...	...	...	100	11	111	...	...	...	...	...	...
Central Province States ...	...	...	...	...	...	...	6,555	6,244	12,799	... 1	...	...
Manipur	...	...	...	...	...	...	...	...	...	40	26	66
French Settlements	...	...	...	...	...	...	1	...	1	...	...	...
India (unspecified)	...	...	...	3,639	3,605	7,244	...	...	...	...	...	...
Total ...	8	2	10	3,756	3,683	7,439	6,803	6,534	13,337	40	26	66
TOTAL B ...	4,887	2,151	7,038	27,117	24,709	51,826	18,425	16,108	34,533	6,714	5,683	12,397
C.—IN COUNTRIES IN ASIA BEYOND INDIA.												
(i) Adjacent to India.												
Afghanistan	33	1	34	6	1	7	32	12	44	...	...	...
Nipal	106	7	113	...	...	...	2	1	3	96	72	168
Bhutan	32	28	60	...	...	...	1	...	1	...	...	...
China	12	...	12	...	...	...	...	...	...	...	...	...
Siam	1	...	1	...	...	...	...	...	...	...	...	...
Total ...	184	36	220	6	1	7	35	13	48	96	72	168

This content downloaded from 14.194.219.90 on Fri, 09 Feb 2024 06:46:19 +00:00
All use subject to https://about.jstor.org/terms

(ii) Remote from India.												
Persia	...	...	...	...	...	...	...	...	...	...	...	...
Turkey in Asia	3	...	3	...	...	...	...	...	...	...	...	...
Arabia and Bagdad ...	16	...	16	...	...	...	...	...	...	...	...	...
Total ...	19	...	19	...	...	...	...	...	...	...	...	...
TOTAL O ...	203	36	239	6	1	7	35	13	48	96	72	168
D.—IN COUNTRIES IN EUROPE.												
England and Wales	22	2	24	1	...	1	...	...	...	...	...	...
France	...	...	...	...	...	...	...	...	...	1	...	1
Italy	...	...	...	...	...	...	...	...	...	...	...	...
Germany	3	...	3	...	...	...	...	...	...	...	...	...
TOTAL D ...	25	2	27	1	...	1	...	...	...	1	...	1
I.—UNSPECIFIED ...	...	...	...	...	...	...	...	...	...	139	115	254
TOTAL POPULATION ...	302,457	276,411	578,868	849,450	847,260	1,696,710	449,683	433,676	883,359	71,598	65,846	137,442

This content downloaded from 14.194.219.90 on Fri, 09 Feb 2024 06:46:19 +00:00
All use subject to https://about.jstor.org/terms

This content downloaded from
14.194.219.90 on Fri, 09 Feb 2024 06:46:19 +00:00
All use subject to https://about.jstor.org/terms

TABLES XII—XV.

Infirmities by Age.

	Pages.
TABLE XII.—Persons of Unsound Mind	394—401
„ XIII.—Deaf Mutes	402—409
„ XIV.—The Blind	410—417
„ XV.—The Lepers	418—425

This content downloaded from
14.194.219.90 on Fri, 09 Feb 2024 06:46:19 +00:00
All use subject to https://about.jstor.org/terms

TABLE XII.—PERSONS OF

DISTRICT.	TOTAL AFFLICTED.			DISTRIBUTION					
				0—4.			5—9.		
	Total.	Male.	Female.	Total.	Male.	Female.	Total.	Male.	Female.
1	2	3	4	5	6	7	8	9	10
Bardwan Division.									
Bardwan	424	260	*164*	5	4	*1*	25	16	*9*
Bankura	445	280	*165*	3	3	...	10	6	*4*
Birbhum	337	206	*131*	5	3	*2*	15	12	*3*
Midnapur	694	456	*238*	2	1	*1*	18	14	*4*
Hugli	409	268	*141*	5	5	...	15	8	*7*
Howrah	298	199	*99*	1	1	...	4	3	*1*
Total ...	2,607	1,669	*938*	21	17	*4*	87	59	*28*
Presidency Division.									
24-Parganas	1,052	638	*414*	20	16	*4*	57	36	*21*
Calcutta	433	318	*115*	7	4	*3*	6	4	*2*
Nadia	603	378	*225*	5	3	*2*	34	23	*11*
Jessor	795	434	*361*	7	2	*5*	30	22	*8*
Murshidabad	356	191	*165*	6	6	...	18	11	*7*
Khulna	546	277	*269*	2	1	*1*	20	15	*5*
Total ...	3,785	2,236	*1,549*	47	32	*15*	165	111	*54*
Rajshahi Division.									
Dinajpur	1,019	599	*420*	20	13	*7*	85	40	*45*
Rajshahi	676	354	*322*	10	4	*6*	67	38	*29*
Rangpur	1,146	663	*483*	46	28	*18*	117	68	*49*
Bogra	737	417	*320*	22	14	*8*	69	44	*25*
Pabna	802	460	*342*	9	2	*7*	51	24	*27*
Darjeeling	67	41	*26*	1	1	...	1	1	...
Jalpaiguri	616	358	*258*	18	12	*6*	63	36	*27*
Total ...	5,063	2,892	*2,171*	126	74	*52*	453	251	*202*
Dacca Division.									
Dacca	1,533	956	*577*	9	2	*7*	21	17	*4*
Faridpur	833	458	*375*	6	5	*1*	18	10	*8*
Bakharganj	1,172	616	*556*	4	3	*1*	28	13	*15*
Maimansingh	2,103	1,205	*898*	32	20	*12*	137	75	*62*
Total ...	5,641	3,235	*2,406*	51	30	*21*	204	115	*89*
Chittagong Division.									
Chittagong	937	505	*432*	44	28	*16*	54	29	*25*
Noakhali	523	241	*282*	5	2	*3*	21	10	*11*
Tippera	796	403	*393*	1	...	*1*	19	8	*11*
Chittagong Hill Tracts	180	99	*82*	...	...	...	...	...	No age
Total ...	2,436	1,247	*1,189*	50	30	*20*	94	47	*47*
TOTAL BENGAL PROPER	19,252	11,181	*8,171*	295	183	*112*	1,003	583	*420*

This content downloaded from
14.194.219.90 on Fri, 09 Feb 2024 06:46:19 +00:00
All use subject to https://about.jstor.org/terms

Unsound Mind, by Age.

BY AGE.

10—14.			15—19.			20—24.			25—29.		
Total.	Male.	Female.	Total.	Male.	Female.	Total.	Male.	Female.	Total.	Male.	Female.
11	12	13	14	15	16	17	18	19	20	21	22
34	24	10	37	21	16	47	30	17	51	33	18
31	22	9	52	31	21	45	31	14	64	43	21
27	15	12	48	27	19	26	14	12	47	27	20
37	21	16	48	38	10	61	35	26	91	62	29
27	19	8	33	25	8	29	16	13	53	33	20
16	11	5	28	20	8	25	15	10	35	25	10
172	113	60	244	163	83	233	141	93	341	223	118
63	44	19	97	61	36	104	69	35	110	64	46
9	4	5	18	12	6	37	33	4	57	48	9
50	37	13	63	39	24	52	31	21	63	41	22
42	29	13	77	41	36	67	41	26	92	49	43
32	18	14	42	18	24	34	18	16	44	26	18
19	13	6	43	28	15	49	31	18	69	31	38
215	145	70	340	199	141	343	223	120	435	259	176
90	52	38	102	64	38	88	58	30	98	66	32
89	53	36	58	29	29	73	42	31	75	35	40
126	77	49	107	57	50	136	83	53	119	71	48
69	39	30	69	41	28	77	34	43	84	52	32
49	30	19	73	33	40	63	39	24	78	42	36
3	3	...	1	...	1	5	4	1	12	6	6
93	52	41	67	34	33	62	32	30	64	33	31
519	306	213	477	258	219	502	280	219	530	305	225
43	25	18	76	46	30	104	64	40	166	106	60
38	21	17	46	26	20	76	46	30	99	60	39
63	32	21	67	40	27	114	65	49	125	82	43
200	104	96	190	104	86	202	116	86	273	181	92
334	182	152	379	216	163	496	291	205	663	429	234
96	46	50	96	55	41	114	68	46	110	64	46
39	22	17	52	31	21	59	28	31	49	28	21
38	19	20	44	25	19	59	40	19	88	42	46
periods returned.	...	...	...	...	...	...	...	...	...	...	...
173	86	87	192	111	81	232	136	96	247	134	113
1,413	831	582	1,632	946	686	1,806	1,081	725	2,218	1,350	868

This content downloaded from
14.194.219.90 on Fri, 09 Feb 2024 06:46:19 +00:00
All use subject to https://about.jstor.org/terms

TABLE XII.—PERSONS OF

DISTRIBUTION

DISTRICT.	30—34.			35—39.			40—44.		
	Total.	Male.	Female.	Total.	Male.	Female.	Total.	Male.	Female.
	23	24	25	26	27	28	29	30	31
Bardwan Division.									
Bardwan	52	39	13	47	27	20	32	22	10
Bankura	51	33	18	49	36	13	37	23	14
Birbhum	35	26	9	43	26	17	27	17	10
Midnapur	113	75	38	64	47	17	91	60	31
Hugli	48	36	12	37	24	13	40	27	13
Howrah	42	32	10	39	26	13	30	25	5
Total ...	341	241	100	279	186	93	257	174	83
Presidency Division.									
24-Parganas	102	65	37	99	54	45	119	79	40
Calcutta	52	46	6	81	52	29	51	37	14
Nadia	77	58	19	56	33	23	63	42	21
Jessor	97	56	41	78	46	32	92	53	39
Murshidabad	33	19	14	33	16	17	38	20	18
Khulna	62	33	29	68	34	32	69	34	35
Total ...	423	277	146	413	235	178	432	265	167
Rajshahi Division.									
Dinajpur	94	53	41	103	56	47	109	74	35
Rajshahi	79	42	37	48	29	19	57	30	27
Rangpur	132	78	54	101	52	49	76	41	35
Bogra	79	44	35	45	29	16	62	38	24
Pabna	102	58	44	77	51	26	73	47	26
Darjeeling	12	8	4	2	2	...	11	8	3
Jalpaiguri	62	38	24	47	33	14	44	27	17
Total ...	560	321	239	423	252	171	432	265	167
Dacca Division.									
Dacca	199	142	57	190	119	71	216	146	70
Faridpur	120	71	49	94	51	43	92	54	38
Bakharganj	155	87	68	150	80	70	151	67	84
Maimansingh	251	152	99	206	125	81	211	113	98
Total ...	725	452	273	640	375	265	670	380	290
Chittagong Division.									
Chittagong	110	65	45	40	21	19	75	41	34
Noakhali	61	29	32	47	20	27	48	17	31
Tippera	101	48	53	92	50	42	100	46	54
Chittagong Hill Tracts ...	...	...	...	...	...	...	...	...	No age
Total ...	262	142	140	179	91	88	223	104	119
TOTAL, BENGAL PROPER	2,331	1,433	898	1,934	1,129	765	2,014	1,188	826

This content downloaded from
14.194.219.90 on Fri, 09 Feb 2024 06:46:19 +00:00
All use subject to https://about.jstor.org/terms

UNSOUND MIND, BY AGE—*continued.*

BY AGE.

45—49.			50—54.			55—59.			60 AND OVER.		
Total.	Male.	Female.	Total.	Male.	Female.	Total.	Male.	Female.	Total.	Male.	Female.
33	33	34	35	36	37	38	39	40	41	42	43
29	16	13	22	8	14	10	5	5	33	15	18
21	14	7	42	23	19	9	5	4	31	10	21
9	7	2	25	17	8	6	3	3	26	12	14
35	20	15	41	24	17	27	15	12	66	44	22
36	26	10	22	16	6	25	11	14	39	22	17
16	7	9	27	17	10	9	7	2	28	10	18
146	90	56	179	105	74	86	46	40	221	113	108
91	41	50	73	43	30	36	24	12	81	42	39
46	32	14	27	16	11	25	18	7	17	12	5
35	16	19	35	17	18	30	16	14	40	22	18
55	31	24	64	30	34	23	10	13	71	24	47
21	13	8	19	12	7	15	8	7	21	6	15
51	24	27	32	8	24	25	9	16	39	16	23
299	157	142	250	126	124	154	85	69	269	122	147
79	39	40	61	36	25	36	22	14	58	28	28
21	11	10	46	23	23	14	9	5	39	9	30
52	30	22	50	26	24	30	20	10	54	32	22
38	21	17	53	27	26	20	11	9	50	23	27
60	36	24	44	31	13	31	20	11	92	47	45
4	3	1	3	1	2	4	1	3	8	3	5
28	19	7	36	25	11	10	6	4	24	11	13
280	159	121	293	169	124	145	89	56	323	153	170
132	81	51	127	76	51	55	33	22	195	99	96
45	21	24	72	33	39	33	20	13	94	40	54
62	33	29	111	47	64	39	18	21	113	49	64
104	63	41	110	52	58	49	29	20	138	71	67
343	198	145	420	208	212	176	100	76	540	259	281
55	26	29	59	21	38	27	19	8	57	22	35
36	17	19	43	18	25	7	2	5	46	17	29
69	37	32	71	35	36	28	10	18	86	44	42
periods returned.		...	...	...	...	...	...	...	...	...	...
160	80	80	173	74	99	62	31	31	189	83	106
1,228	684	544	1,315	682	633	623	351	272	1,542	730	812

This content downloaded from
14.194.219.90 on Fri, 09 Feb 2024 06:46:19 +00:00
All use subject to https://about.jstor.org/terms

TABLE XII.—PERSONS OF

DISTRICT.	TOTAL AFFLICTED.			DISTRIBUTION					
				0—4.			5—9.		
	Total.	Male.	Female.	Total.	Male.	Female.	Total.	Male.	Female.
1	2	3	4	5	6	7	8	9	10
Patna Division.									
Patna	447	340	*107*	9	8	*1*	10	8	2
Gaya	275	183	*92*	3	3	...	11	6	*5*
Shahabad	257	168	*89*	1	...	*1*	7	2	*5*
Darbhanga	235	163	*73*	3	2	*1*	13	6	*7*
Muzaffarpur	281	191	*90*	1	...	*1*	10	8	*2*
Saran	352	255	*97*	3	2	*1*	9	8	*1*
Champaran	267	202	*65*	12	6	*6*	11	8	*3*
Total ...	2,114	1,501	*613*	32	21	*11*	71	46	*25*
Bhagalpur Division.									
Bhagalpur	225	162	*63*	1	1	...	7	2	*5*
Monghyr	231	142	*89*	11	8	*3*	2	2	...
Purnea	482	291	*191*	6	4	*2*	31	22	*9*
Malda	328	187	*141*	2	2	...	20	7	*13*
Santal Parganas	179	105	*74*	1	...	*1*	12	6	*6*
Total ...	1,445	887	*558*	21	15	*6*	72	39	*33*
TOTAL, BIHAR ...	3,559	2,388	1,171	53	36	17	143	85	58
Orissa Division.									
Cuttack	303	211	*92*	...	...	...	13	7	*6*
Puri	285	193	*92*	1	...	*1*	18	12	*6*
Balasor	165	114	*51*	1	1	...	6	3	*3*
Angul	27	20	*7*	1	1	...	1	1	...
TOTAL, ORISSA ...	780	538	242	3	2	1	38	23	15
Chutia Nagpur Division.									
Hazaribagh	111	71	*40*	1	1	...	7	5	*2*
Lohardaga	235	138	*97*	5	4	*1*	17	11	*6*
Manbhum	259	162	*97*	5	2	*3*	12	7	*5*
Singhbhum	112	46	*66*	1	1	...	2	1	*1*
TOTAL, CHUTIA NAGPUR	717	417	300	12	8	4	38	24	14
TOTAL FOR BRITISH TERRITORY	24,588	14,622	9,966	363	229	134	1,222	715	507
Feudatory States.									
Kuch Bihar	608	360	*248*	23	12	*11*	72	42	*30*
Orissa Tributary States ...	281	180	*81*	1	1	...	16	11	*5*
Chutia Nagpur Tributary States	73	44	*29*	6	2	*4*	9	6	*3*
Hill Tippera	98	68	*30*	...	...	...	...	...	No age
TOTAL FOR THE FEUDATORY STATES ...	1,040	652	388	30	15	15	97	59	38

This content downloaded from
14.194.219.90 on Fri, 09 Feb 2024 06:46:19 +00:00
All use subject to https://about.jstor.org/terms

Unsound Mind, by Age—*continued.*

BY AGE.

10—14.			15—19.			20—24.			25—29.		
Total.	Male.	Female.	Total.	Male.	Female.	Total.	Male.	Female.	Total.	Male.	Female.
11	12	13	14	15	16	17	18	19	20	21	22
18	15	3	22	17	5	20	13	7	88	88	10
19	14	5	21	15	6	26	18	8	25	13	12
13	12	1	17	11	6	25	18	7	34	29	5
20	13	7	19	14	5	28	19	9	25	19	6
16	10	6	12	5	7	19	11	8	34	25	9
19	12	7	24	19	5	37	28	9	38	31	7
22	16	6	20	19	1	17	13	4	22	16	6
127	92	35	135	100	35	172	120	52	276	221	55
14	11	3	13	9	4	15	9	6	18	15	3
17	11	6	15	9	6	18	8	10	28	22	6
37	21	16	23	17	6	34	28	6	59	51	8
40	23	17	35	24	11	30	16	14	47	26	21
13	12	1	14	6	8	14	7	7	26	17	9
121	78	43	100	65	35	111	68	43	178	131	47
248	170	78	235	165	70	283	188	95	454	352	102
22	14	8	25	19	6	24	20	4	32	25	7
18	10	8	24	13	11	31	18	13	23	19	4
3	2	1	7	4	3	10	9	1	20	16	4
3	2	1	3	1	2	3	1	2	1	1	...
46	28	18	59	37	22	68	48	20	76	61	15
14	8	6	8	5	3	9	5	4	9	6	3
22	16	6	27	17	10	19	12	7	20	15	5
19	14	5	19	13	6	25	16	9	28	21	7
7	1	6	13	7	6	15	5	10	13	6	7
62	39	23	67	42	25	68	38	30	70	48	22
1,769	1,068	701	1,893	1,190	803	2,225	1,355	870	2,816	1,811	1,005
81	44	37	72	46	26	60	28	32	59	41	18
16	11	5	14	8	6	23	11	12	38	32	6
7	4	3	5	3	2	4	2	2	10	6	4
periods returned.		...	...	...	...	...	...	...	...	...	...
104	59	45	91	57	34	87	41	46	107	79	28

This content downloaded from
14.194.219.90 on Fri, 09 Feb 2024 06:46:19 +00:00
All use subject to https://about.jstor.org/terms

TABLE XII.—Persons of

DISTRIBUTION

District.	30—34.			35—39.			40—44.		
	Total.	Male.	Female.	Total.	Male.	Female.	Total.	Male.	Female.
	23	24	25	26	27	28	29	30	31
Patna Division.									
Patna	39	33	6	24	13	11	61	48	13
Gaya	32	23	9	45	31	14	27	17	10
Shahabad	34	22	12	31	24	7	20	12	8
Darbhanga	29	24	5	20	17	3	22	12	10
Muzaffarpur	36	29	7	29	24	5	27	21	6
Saran	45	31	14	41	27	14	35	28	7
Champaran	31	27	4	28	22	6	28	24	4
Total ...	246	189	57	218	159	60	220	162	58
Bhagalpur Division.									
Bhagalpur	36	25	11	24	20	4	33	23	10
Monghyr	33	24	9	21	14	7	24	17	7
Purnea	54	31	23	70	43	27	56	26	30
Malda	29	18	11	31	22	9	24	12	12
Santal Parganas	17	14	3	16	12	4	16	9	7
Total ...	169	112	57	162	111	51	153	93	60
TOTAL, BIHAR ...	415	301	114	380	269	111	373	254	124
Orissa Division.									
Cuttack	36	26	10	38	27	11	37	26	11
Puri	33	26	7	31	23	8	43	27	16
Balasor	21	16	5	21	13	8	31	19	19
Angul	5	3	2	5	5	...	2	2	...
TOTAL, ORISSA ...	95	71	24	95	68	27	113	74	39
Chutia Nagpur Division.									
Hazaribagh	13	7	6	11	9	2	8	6	2
Lohardaga	24	10	14	22	13	9	26	12	14
Manbhum	25	12	13	19	15	4	26	19	7
Singhbhum	9	2	7	8	4	4	15	7	8
TOTAL, CHUTIA NAGPUR	71	31	40	60	41	19	75	44	31
TOTAL FOR BRITISH TERRITORY	2,916	1,339	1,076	2,467	1,515	952	2,580	1,560	1,020
Feudatory States.									
Kuch Bihar	63	36	27	54	36	18	48	31	17
Orissa Tributary States ...	33	25	8	26	16	10	29	23	6
Chutia Nagpur Tributary States	8	4	4	8	5	3	7	5	2
Hill Tippera	...	...	...	...	...	...	...	...	No age
TOTAL FOR THE FEUDATORY STATES ...	104	65	39	88	57	31	84	59	25

This content downloaded from
14.194.219.90 on Fri, 09 Feb 2024 06:46:19 +00:00
All use subject to https://about.jstor.org/terms

Unsound Mind, by Age—*concluded.*

BY AGE.

45—49.			50—54.			55—59.			60 and over.		
Total.	Male.	Female.	Total.	Male.	Female.	Total.	Male.	Female.	Total.	Male.	Female.
32	33	34	35	36	37	38	39	40	41	42	43
29	13	16	32	23	9	45	36	9	40	25	15
16	11	5	23	16	7	7	4	3	20	12	8
13	2	11	20	15	5	7	5	2	30	11	19
9	7	2	12	7	5	15	10	5	20	12	8
27	16	11	25	19	7	13	5	8	32	19	13
31	25	6	15	11	4	13	7	6	42	26	16
13	12	1	25	18	7	9	7	2	26	14	12
146	91	55	152	109	44	109	74	35	210	119	91
13	10	3	15	11	4	12	9	3	14	6	8
12	5	7	19	9	10	5	2	3	26	11	15
38	14	24	25	11	14	16	4	12	33	19	14
8	5	3	18	8	10	10	8	2	34	16	18
8	4	4	15	7	8	9	3	6	18	8	10
84	44	40	92	46	46	52	26	26	125	60	65
230	135	95	244	154	90	161	100	61	335	179	156
18	11	7	28	17	11	8	5	3	22	14	18
18	14	4	25	18	7	5	5	...	15	8	7
10	9	1	18	11	7	7	4	3	10	7	3
1	1	...	1	1	...	...	...	...	1	1	...
47	35	12	72	47	25	20	14	6	48	30	18
9	7	2	3	2	1	5	3	2	14	7	7
15	10	5	13	7	6	7	3	4	18	8	10
16	7	9	22	14	8	13	5	8	30	17	13
8	3	5	9	5	4	4	1	3	8	3	5
48	27	21	47	28	19	29	12	17	70	35	35
1,552	880	672	1,678	911	767	833	477	356	1,995	974	1,021
20	14	6	26	15	11	14	6	8	16	9	7
16	8	7	18	13	5	9	6	13	23	15	8
3	2	1	2	1	1	1	1	...	3	3	...
periods returned.		...	...	...	...	...	...	...	...	...	...
38	24	14	46	29	17	24	13	11	42	27	15

This content downloaded from
14.194.219.90 on Fri, 09 Feb 2024 06:46:19 +00:00
All use subject to https://about.jstor.org/terms

TABLE XIII.—DEAF

District.	Total afflicted.			Distribution					
				0—4.			5—9.		
	Total.	Male.	Female.	Total.	Male.	Female.	Total.	Male.	Female.
1	2	3	4	5	6	7	8	9	10
Bardwan Division.									
Bardwan	1,258	712	546	53	40	13	142	81	61
Bankura	1,331	744	587	48	25	23	188	117	71
Birbhum	932	493	439	35	21	14	128	74	54
Midnapur	1,991	1,290	701	71	45	26	232	155	77
Hugli	764	426	338	37	18	19	85	43	42
Howrah	632	391	241	26	12	14	91	63	28
Total ...	6,908	4,056	2,852	270	161	109	866	533	333
Presidency Division.									
24-Parganas	1,939	1,255	684	97	60	37	219	142	77
Calcutta	206	107	99	11	6	5	16	9	7
Nadia	1,173	736	437	33	24	9	126	94	32
Jessor	1,609	1,018	591	75	49	26	204	151	53
Murshidabad	822	478	344	28	18	8	114	76	38
Khulna	826	497	329	37	19	18	101	48	53
Total ...	6,575	4,091	2,484	279	176	103	780	520	260
Rajshahi Division.									
Dinajpur	1,403	857	546	64	48	16	147	80	67
Rajshahi	952	554	398	57	37	20	187	125	62
Rangpur	1,616	1,036	580	70	38	32	200	121	79
Bogra	913	488	425	60	30	30	134	71	63
Pabna	1,581	937	644	61	27	34	208	132	76
Darjeeling	394	241	153	7	4	3	42	26	16
Jalpaiguri	604	353	251	29	10	19	97	62	35
Total ...	7,463	4,466	2,997	348	194	154	1,015	617	398
Dacca Division.									
Dacca	717	436	281	21	10	11	134	83	51
Faridpur	1,128	701	427	65	38	27	157	97	60
Bakharganj	1,560	1,012	548	77	53	24	235	158	77
Maimansingh	3,821	2,293	1,528	161	89	72	480	277	183
Total ...	7,226	4,442	2,784	324	190	134	986	615	371
Chittagong Division.									
Chittagong	1,270	714	556	80	46	34	125	86	39
Noakhali	893	575	318	52	30	22	139	89	50
Tippera	1,474	973	501	51	26	25	190	129	61
Chittagong Hill Tracts	91	51	40	...	...	...	...	...	No age
Total ...	3,728	2,313	1,415	183	102	81	454	304	150
TOTAL, BENGAL PROPER	31,900	19,368	12,532	1,404	823	581	4,101	2,589	1,512

This content downloaded from
14.194.219.90 on Fri, 09 Feb 2024 06:46:19 +00:00
All use subject to https://about.jstor.org/terms

Mutes, by Age.

BY AGE.

10—14.			15—19.			20—24.			25—29.		
Total.	Male.	Female.	Total.	Male.	Female.	Total.	Male.	Female.	Total.	Male.	Female.
11	12	13	14	15	16	17	18	19	20	21	22
118	75	43	121	78	43	98	55	43	116	67	49
124	86	38	131	67	64	114	76	38	119	75	44
98	56	42	81	45	36	73	47	26	102	54	48
265	198	67	209	148	61	174	121	53	178	119	59
60	41	19	61	38	23	57	28	29	65	33	32
75	54	21	50	34	16	60	36	24	46	31	15
730	500	230	653	410	243	576	363	213	626	379	247
196	151	45	163	110	53	145	95	50	163	102	61
15	6	9	12	10	2	14	10	4	13	9	4
119	88	31	106	58	48	96	69	27	114	69	45
158	102	56	152	99	53	125	72	53	122	78	44
89	62	27	105	67	38	87	48	39	84	47	37
67	45	22	71	44	27	59	38	21	69	40	29
644	454	190	609	388	221	526	332	194	565	345	220
136	95	41	124	79	45	89	61	28	135	68	67
137	90	47	98	54	44	91	44	47	74	38	36
150	94	56	110	75	35	164	99	65	164	113	51
93	50	43	80	41	39	84	39	45	102	54	48
146	92	54	119	65	54	124	76	48	145	87	58
40	24	16	38	18	20	39	19	20	31	22	9
71	38	33	74	48	26	62	36	26	49	25	24
773	483	290	643	380	263	653	374	279	700	407	293
109	66	43	85	55	30	71	43	28	66	40	26
133	107	26	96	55	41	85	47	38	91	54	37
152	101	51	155	98	57	142	101	41	121	72	49
317	185	132	369	209	160	294	185	109	394	244	150
711	459	252	705	417	288	592	376	216	672	410	262
155	92	63	94	50	44	97	63	34	78	46	32
107	75	32	74	47	27	80	61	19	64	37	27
157	108	49	134	83	51	130	8	48	135	86	49
periods returned.		...	...	...	...	...	...	...	...	...	...
419	275	144	302	180	122	307	206	101	277	169	108
3,277	2,171	1,106	2,912	1,775	1,137	2,654	1,651	1,003	2,840	1,710	1,130

This content downloaded from
14.194.219.90 on Fri, 09 Feb 2024 06:46:19 +00:00
All use subject to https://about.jstor.org/terms

TABLE XIII.—DEAF

DISTRIBUTION

DISTRICT.	30—34.			35—39.			40—44.		
	Total.	Male.	Female.	Total.	Male.	Female.	Total.	Male.	Female.
	23	24	25	26	27	28	29	30	31
Bardwan Division.									
Bardwan	108	62	46	84	49	35	72	40	26
Bankura	98	55	43	80	43	37	81	32	49
Birbhum	67	33	34	62	33	29	74	44	30
Midnapur	165	110	55	120	80	40	121	75	46
Hugli	71	43	28	47	24	23	76	57	19
Howrah	56	34	22	34	23	11	61	32	19
Total ...	565	337	228	427	251	176	475	286	189
Presidency Division.									
24-Parganas	152	85	67	125	84	51	131	89	43
Calcutta	23	13	10	15	10	5	18	7	11
Nadia	94	62	32	92	57	35	77	53	24
Jessor	120	73	47	106	72	34	140	93	47
Murshidabad	82	33	29	57	34	23	51	30	21
Khulna	66	41	25	52	32	20	57	36	21
Total ...	517	307	210	457	289	168	474	307	167
Rajshahi Division.									
Dinajpur	113	69	44	117	73	44	116	73	43
Rajshahi	86	47	39	53	32	21	57	37	20
Rangpur	171	118	53	130	88	42	102	69	33
Bogra	84	54	30	69	39	30	56	29	27
Pabna	133	83	50	105	69	36	133	74	59
Darjeeling	53	25	28	41	28	13	34	25	9
Jalpaiguri	50	31	19	48	23	25	43	31	12
Total ...	690	427	263	563	352	211	541	338	203
Dacca Division.									
Dacca	69	36	33	33	23	10	30	18	12
Faridpur	105	66	39	56	37	19	70	36	34
Bakharganj	126	78	48	98	65	33	93	59	34
Maimansingh	314	198	116	292	168	124	275	166	109
Total ...	614	378	236	479	293	186	468	279	189
Chittagong Division.									
Chittagong	115	62	53	81	42	39	77	28	49
Noakhali	46	28	18	47	30	17	63	37	26
Tippera	114	82	32	76	52	24	96	61	35
Chittagong Hill Tracts	...	...	...	...	...	...	...	...	NOBRO
Total ...	275	172	103	204	124	80	236	126	110
TOTAL, BENGAL, PROPER	2,681	1,621	1,040	2,130	1,309	821	2,194	1,336	858

This content downloaded from
14.194.219.90 on Fri, 09 Feb 2024 06:46:19 +00:00
All use subject to https://about.jstor.org/terms

MUTES, BY AGE—*continued.*

BY AGE.

45—49.			50—54.			55—59.			60 AND OVER.		
Total.	Male.	Female.	Total.	Male.	Female.	Total.	Male.	Female.	Total.	Male.	Female.
82	53	34	85	36	37	38	39	40	41	42	43
80	41	39	77	40	37	50	22	28	139	57	82
56	31	25	84	40	44	49	26	23	159	71	88
48	20	28	48	25	21	26	9	17	94	32	62
73	30	39	106	53	53	43	28	15	239	129	110
34	21	13	45	26	19	36	17	19	90	37	53
21	13	8	25	12	13	23	15	8	74	33	41
315	164	151	383	196	187	227	117	110	795	359	436
96	59	35	103	67	36	81	55	26	260	157	103
13	7	6	15	7	8	19	5	14	22	8	14
59	33	26	73	40	33	48	23	25	138	66	72
79	46	33	99	62	37	59	30	29	170	91	79
32	16	16	32	14	18	19	9	10	64	24	40
40	22	18	51	31	20	37	28	9	119	73	46
317	183	134	373	221	152	261	150	111	773	419	354
89	53	36	85	52	33	53	28	25	135	78	57
25	11	14	33	16	17	12	5	7	42	18	24
77	44	33	108	72	36	45	25	20	125	80	45
29	18	11	51	29	22	33	16	17	38	18	20
84	50	34	82	47	35	69	38	31	172	97	75
16	11	5	12	9	3	12	8	4	29	22	7
28	15	11	22	12	10	4	4	...	29	18	11
348	202	144	393	237	156	228	124	104	570	331	239
21	14	7	32	22	10	13	7	6	33	19	14
47	34	13	72	42	30	32	18	14	119	70	49
55	35	20	73	39	34	33	19	14	200	134	66
156	79	77	267	185	82	135	74	61	387	234	153
279	162	117	444	288	156	213	118	95	739	457	282
57	38	19	96	46	50	59	34	25	156	81	75
35	22	13	55	34	21	16	14	2	115	71	44
50	33	17	109	75	34	43	30	13	189	126	63
periods returned.			...	...	...	...	...	...	...	...	...
142	93	49	260	155	105	118	78	40	460	278	182
1,399	804	595	1,853	1,097	756	1,047	587	460	3,337	1,644	1,493

This content downloaded from
14.194.219.90 on Fri, 09 Feb 2024 06:46:19 +00:00
All use subject to https://about.jstor.org/terms

TABLE XIII.—DEAF

District.	Total Afflicted.			Distribution					
				0—4.			5—9.		
	Total.	Male.	Female.	Total.	Male.	Female.	Total.	Male.	Female.
1	2	3	4	5	6	7	8	9	10
Patna Division.									
Patna	875	540	335	35	26	9	103	72	31
Gaya	1,705	1,092	613	56	31	25	189	102	87
Shahabad	1,252	806	446	39	21	18	172	119	53
Darbhanga	3,139	2,134	1,005	104	58	46	522	344	178
Muzaffarpur	3,110	2,022	1,088	138	82	56	560	365	195
Saran	3,926	2,213	1,713	200	97	103	564	315	249
Champaran	6,244	4,071	2,173	309	167	142	824	492	332
Total ...	20,251	12,878	7,373	881	482	399	2,914	1,809	1,105
Bhagalpur Division.									
Bhagalpur	2,828	1,812	1,016	70	42	28	302	200	102
Monghyr	1,774	1,093	681	74	42	32	307	186	121
Purnea	3,125	1,881	1,244	145	81	64	435	270	165
Malda	1,027	565	462	39	19	20	153	91	62
Santal Parganas	669	423	246	40	26	14	119	77	42
Total ...	9,423	5,774	3,649	368	210	158	1,316	824	492
TOTAL, BIHAR ...	29,674	18,652	11,022	1,249	692	557	4,230	2,633	1,597
Orissa Division.									
Cuttack	1,707	1,083	624	29	21	8	117	69	48
Puri	836	588	248	12	12	...	82	58	24
Balasor	818	524	294	11	9	2	66	43	23
Angul	124	87	37	4	3	1	13	10	3
TOTAL, ORISSA ...	3,485	2,282	1,203	56	45	11	278	180	98
Chutia Nagpur Division.									
Hazaribagh	689	414	275	33	14	19	125	76	49
Lohardaga	727	428	299	27	17	10	92	61	31
Manbhum	850	534	316	51	28	23	172	112	60
Singhbhum	396	232	164	18	12	6	84	38	20
TOTAL, CHUTIA NAGPUR	2,662	1,608	1,054	129	71	59	453	287	166
TOTAL FOR BRITISH TERRITORY	67,721	41,910	25,816	2,838	1,631	1,207	9,062	5,689	3,373
Feudatory States.									
Kuch Bihar	607	605	302	54	1	53	115	66	49
Orissa Tributary States ...	1,069	644	425	34	19	15	138	75	63
Chutia Nagpur Tributary States	294	179	115	5	4	1	22	17	5
Hill Tippera	174	117	57	...	...	...	...	...	No age
TOTAL FOR THE FEUDATORY STATES	2,444	1,545	899	93	54	39	276	158	117

This content downloaded from
14.194.219.90 on Fri, 09 Feb 2024 06:46:19 +00:00
All use subject to https://about.jstor.org/terms

MUTES, BY AGE.—*continued.*

BY AGE.

10—14.			15—19.			20—24.			25—29.		
Total.	Male.	Female.	Total.	Male.	Female.	Total.	Male.	Female.	Total.	Male.	Female.
11	12	13	14	15	16	17	18	19	20	21	22
68	45	23	53	33	20	65	44	21	82	51	31
134	84	50	108	72	36	117	83	34	127	92	35
108	79	29	101	77	24	94	54	40	97	60	37
431	307	124	331	238	93	224	156	68	257	177	80
474	329	145	298	185	113	302	196	106	239	155	84
535	314	221	413	222	191	325	182	143	334	195	139
957	618	339	684	460	224	620	389	231	673	375	198
2,707	1,776	931	1,988	1,297	701	1,747	1,104	643	1,709	1,105	604
271	196	75	219	163	56	198	140	58	254	163	93
266	179	87	186	120	66	128	72	56	150	102	48
389	229	160	324	180	144	248	140	108	298	176	122
82	46	36	102	6	49	73	39	34	102	71	31
63	32	31	71	51	20	58	34	24	41	24	17
1,071	702	369	902	567	335	705	425	280	845	535	310
3,778	2,478	1,300	2,890	1,864	1,026	2,452	1,529	923	2,554	1,640	914
147	94	53	136	95	41	142	103	39	107	79	28
82	61	21	99	71	28	103	69	34	66	54	12
86	55	31	70	51	19	82	58	24	62	48	14
24	18	6	11	7	4	12	7	5	6	5	1
339	228	111	316	224	92	339	237	102	241	186	55
121	61	60	69	41	28	52	30	22	44	33	12
131	82	49	75	38	37	50	30	20	51	22	29
134	90	44	130	75	55	71	48	23	71	51	20
55	27	28	40	22	18	34	18	16	30	20	10
441	280	161	314	176	138	207	126	81	196	125	71
7,835	5,157	2,678	6,432	4,029	2,403	5,652	1,543	2,109	5,831	3,661	2,170
104	77	27	104	73	31	89	63	26	91	54	37
109	70	39	106	61	45	92	56	36	70	45	25
46	32	14	32	15	17	29	17	12	22	12	10
periods returned.	...	...	...	...	...	...	...	...	...	...	...
259	179	80	242	149	93	210	136	74	183	111	72

This content downloaded from
14.194.219.90 on Fri, 09 Feb 2024 06:46:19 +00:00
All use subject to https://about.jstor.org/terms

TABLE XIII.— DEAF

DISTRIBUTION

DISTRICT.	30—34.			35—39.			40—44.		
	Total.	Male.	Female.	Total.	Male.	Female.	Total.	Male.	Female.
	23	24	25	26	27	28	29	30	31
Patna Division.									
Patna	62	35	27	45	27	18	80	49	31
Gaya	138	90	48	141	74	37	153	109	44
Shahabad	106	61	45	96	62	34	89	62	27
Darbhanga	250	175	75	179	132	47	203	134	69
Muzaffarpur	288	180	108	145	91	54	162	102	60
Saran	302	169	133	205	105	100	258	148	110
Champaran	474	328	146	399	285	114	351	242	109
Total ...	1,620	1,038	582	1,180	776	404	1,294	844	450
Bhagalpur Division.									
Bhagalpur	265	177	88	192	130	69	238	147	91
Monghyr	144	84	60	107	68	39	110	66	44
Purnea	255	160	95	193	138	55	195	134	61
Malda	88	42	44	75	46	29	76	42	34
Santal Parganas	45	34	11	34	17	17	36	23	13
Total ...	795	497	298	601	399	202	655	412	243
TOTAL, BIHAR ...	2,415	1,535	880	1,781	1,175	606	1,949	1,256	693
Orissa Division.									
Cuttack	133	84	49	106	80	26	181	115	66
Puri	65	41	24	48	37	11	75	54	21
Balasor	77	53	24	53	42	11	60	36	24
Angul	11	9	2	4	3	1	9	7	2
TOTAL, ORISSA ...	288	187	99	211	162	49	325	212	113
Chutia Nagpur Division.									
Hazaribagh	50	31	19	44	22	22	30	18	12
Lohardaga	59	35	24	52	33	19	45	26	19
Manbhum	57	30	27	38	28	10	26	21	15
Singhbhum	37	18	19	22	20	2	10	8	8
TOTAL, CHUTIA NAGPUR	203	114	89	156	103	53	127	73	54
TOTAL FOR BRITISH TERRITORY	5,565	3,457	2,108	4,278	2,749	1,529	4,695	2,877	1,718
Feudatory States.									
Kuch Bihar	70	50	20	57	41	16	60	37	23
Orissa Tributary States ...	73	48	25	66	37	29	87	51	36
Chutia Nagpur Tributary States	20	9	11	18	9	9	29	15	14
Hill Tippera	...	...	...	...	...	...	...	...	No age
TOTAL FOR THE FEUDATORY STATES	163	107	56	141	87	54	176	103	73

This content downloaded from
14.194.219.90 on Fri, 09 Feb 2024 06:46:19 +00:00
All use subject to https://about.jstor.org/terms

MUTES, BY AGE—*concluded*.

BY AGE.

45—49.			50—54.			55—59.			60 AND OVER.		
Total.	Male.	Female.	Total.	Male.	Female.	Total.	Male.	Female.	Total.	Male.	Female.
32	33	34	35	36	37	38	39	40	41	42	43
45	26	*19*	65	42	*23*	43	19	*24*	129	71	*58*
85	64	*21*	130	67	*43*	64	37	*27*	313	167	*146*
69	37	*29*	66	37	*29*	46	36	*10*	179	101	*78*
127	63	*44*	150	103	*47*	73	44	*29*	288	183	*105*
97	63	*34*	96	71	*25*	68	40	*28*	243	163	*80*
126	73	*53*	149	87	*62*	97	58	*39*	420	250	*170*
280	176	*84*	309	224	*85*	141	99	*42*	343	216	*127*
799	522	*277*	965	651	*314*	532	333	*199*	1,915	1,151	*764*
149	85	*64*	186	111	*75*	93	57	*36*	391	202	*189*
67	42	*25*	87	53	*34*	41	22	*19*	107	57	*50*
163	106	*57*	171	101	*70*	64	45	*19*	265	121	*144*
36	23	*14*	54	25	*29*	32	17	*15*	117	52	*65*
24	13	*11*	28	16	*10*	18	13	*5*	74	43	*31*
439	269	*171*	524	306	*218*	248	154	*94*	954	475	*479*
1,238	790	448	1,489	957	532	780	487	293	2,869	1,626	1,243
79	57	*22*	148	84	*64*	56	32	*24*	326	170	*156*
32	25	*7*	62	44	*18*	28	21	*7*	82	41	*41*
42	28	*14*	60	39	*21*	20	10	*10*	129	53	*77*
2	1	*1*	10	7	*3*	2	...	*2*	16	10	*6*
155	111	44	280	174	106	106	63	43	553	273	280
27	19	*8*	29	13	*16*	14	9	*5*	51	28	*23*
30	18	*12*	45	27	*18*	15	7	*8*	55	32	*23*
21	14	*7*	22	14	*8*	15	7	*8*	32	16	*16*
13	8	*5*	16	9	*7*	13	8	*5*	38	24	*14*
91	59	32	112	63	49	57	31	26	176	100	76
2,883	1,764	1,119	3,734	2,291	1,443	1,990	1,168	822	6,935	3,843	3,092
28	23	*5*	43	28	*15*	28	16	*12*	84	46	*18*
30	21	*9*	86	60	*26*	33	17	*16*	145	84	*61*
16	12	*4*	23	14	*9*	6	4	*2*	26	19	*7*
periods returned.		...	...	...	...	...	...	...	...	...	...
74	56	18	152	102	50	87	37	30	235	149	86

This content downloaded from
14.194.219.90 on Fri, 09 Feb 2024 06:46:19 +00:00
All use subject to https://about.jstor.org/terms

TABLE XIV.—THE

DISTRICT.	TOTAL AFFLICTED.			DISTRIBUTION					
				0—4.			5—9.		
	Total.	Male.	Female.	Total.	Male.	Female.	Total.	Male.	Female.
1	2	3	4	5	6	7	8	9	10
Bardwan Division.									
Bardwan	1,491	713	778	48	29	19	56	32	24
Bankura	1,549	704	845	48	33	15	72	52	20
Birbhum	1,129	527	602	51	32	19	47	29	18
Midnapur	1,828	929	899	39	26	13	63	47	16
Hugli	888	439	449	16	10	6	32	17	15
Howrah	467	257	210	19	10	9	20	14	6
Total ...	7,352	3,569	3,783	221	140	81	290	191	99
Presidency Division.									
24-Parganas	1,340	835	505	50	33	17	66	42	24
Calcutta	312	171	141	9	6	3	7	4	3
Nadia	1,489	836	653	50	38	12	70	49	21
Jessor	1,277	741	536	30	17	13	38	25	13
Murshidabad	1,308	675	633	42	21	21	80	50	30
Khulna	447	273	174	12	5	7	24	15	9
Total ...	6,173	3,531	2,642	193	120	73	285	185	100
Rajshahi Division.									
Dinajpur	1,230	628	602	22	18	4	45	27	18
Rajshahi	1,117	542	575	30	20	10	44	30	14
Rangpur	1,242	698	544	42	25	17	62	42	20
Bogra	771	372	399	35	20	15	43	28	15
Pabna	1,079	579	500	15	9	6	30	23	7
Darjeeling	172	93	79	8	5	3	11	7	4
Jalpaiguri	381	198	183	12	9	3	20	10	10
Total ...	5,992	3,110	2,882	164	106	58	255	167	88
Dacca Division.									
Dacca	1,514	876	638	33	25	8	57	44	13
Faridpur	1,088	664	424	27	17	10	60	36	24
Bakharganj	1,370	875	495	56	36	20	76	55	21
Maimansingh	3,258	1,738	1,520	97	66	31	127	85	42
Total ...	7,230	4,153	3,077	213	144	69	320	220	100
Chittagong Division.									
Chittagong	869	441	428	40	20	20	43	28	15
Noakhali	756	419	337	18	10	8	19	12	7
Tippera	1,497	858	639	37	21	16	55	34	21
Chittagong Hill Tracts ...	164	76	88	...	...	...	...	...	No age
Total ...	3,286	1,794	1,492	95	51	44	117	74	43
TOTAL, BENGAL PROPER	29,869	16,081	13,788	886	561	325	1,267	837	430

This content downloaded from
14.194.219.90 on Fri, 09 Feb 2024 06:46:19 +00:00
All use subject to https://about.jstor.org/terms

Blind, by Age.

BY AGE.

10—14.			15—19.			20—24.			25—29.		
Total.	Male.	Female.	Total.	Male.	Female.	Total.	Male.	Female.	Total.	Male.	Female.
11	12	13	14	15	16	17	18	19	20	21	22
58	38	20	50	33	17	93	55	38	68	48	20
47	34	13	65	33	32	58	33	25	87	51	36
64	46	18	45	24	21	44	28	16	54	31	23
75	47	28	81	50	31	68	47	21	70	41	29
50	36	14	31	22	9	40	24	16	32	21	11
29	16	13	14	7	7	18	12	6	23	13	10
311	205	106	286	169	117	321	199	122	354	205	149
69	48	21	49	30	19	61	37	24	69	41	28
15	10	5	11	10	1	12	8	4	8	6	2
68	44	24	64	34	30	66	42	24	88	54	34
67	48	19	51	32	19	54	32	22	63	39	24
76	44	32	102	62	40	56	26	30	88	49	39
15	10	5	17	13	4	16	8	8	24	14	10
310	204	106	294	181	113	265	153	112	340	203	137
47	31	16	42	23	19	45	24	21	81	41	40
60	37	23	43	29	14	51	23	28	62	35	27
58	32	26	84	51	33	79	61	18	90	52	38
31	16	15	43	25	18	46	24	22	39	21	18
37	28	9	26	14	12	43	27	16	37	18	19
14	7	7	13	8	5	11	7	4	21	14	7
17	8	9	15	11	4	13	7	6	14	8	6
264	159	105	266	161	105	288	173	115	344	189	155
64	43	21	44	24	20	36	23	13	73	51	22
49	34	15	45	26	19	48	33	15	51	31	20
63	45	18	61	44	17	62	42	20	57	38	19
128	78	50	186	106	80	107	55	52	160	94	66
304	200	104	336	200	136	253	153	100	341	214	127
36	21	15	48	28	20	45	22	23	46	26	20
26	18	8	31	15	16	24	16	8	21	12	9
61	43	13	47	26	21	45	31	14	51	34	17
periods returned.		...	...	...	...	...	...	...	...	...	...
123	87	36	126	69	57	114	69	45	118	72	46
1,312	855	457	1,308	780	528	1,241	747	494	1,497	883	614

This content downloaded from
14.194.219.90 on Fri, 09 Feb 2024 06:46:19 +00:00
All use subject to https://about.jstor.org/terms

TABLE XIV.—THE DISTRIBUTION

DISTRICT.	30—34.			35—39.			40—44.		
	Total.	Male.	Female.	Total.	Male.	Female.	Total.	Male.	Female.
	23	24	25	26	27	28	29	30	31
Bardwan Division.									
Bardwan	104	53	51	74	36	38	116	46	70
Bankura	85	35	50	101	49	52	99	43	56
Birbhum	68	39	29	62	32	30	70	29	41
Midnapur	82	42	40	81	43	38	121	69	52
Hugli	52	26	26	45	24	21	67	34	33
Howrah	24	16	8	12	7	5	29	16	13
Total	413	210	203	375	191	184	504	237	267
Presidency Division.									
24-Parganas	64	33	31	73	50	23	104	72	32
Calcutta	16	8	8	12	10	2	28	14	14
Nadia	83	47	36	92	61	31	119	68	51
Jessor	81	48	33	75	45	30	103	59	44
Murshidabad	82	55	27	82	50	32	93	46	47
Khulna	35	19	16	25	16	9	35	22	13
Total	361	210	151	359	232	127	482	281	201
Rajshahi Division.									
Dinajpur	68	41	27	85	46	39	108	61	47
Rajshahi	83	46	37	48	21	27	91	43	48
Rangpur	83	51	32	85	59	26	96	46	50
Bogra	48	28	20	45	22	23	63	31	32
Pabna	57	32	25	52	41	11	81	46	35
Darjeeling	16	12	4	8	3	5	15	10	5
Jalpaiguri	27	16	11	21	15	6	24	13	11
Total	380	224	156	344	207	137	478	250	228
Dacca Division.									
Dacca	77	46	31	90	57	33	120	70	50
Faridpur	77	52	25	54	34	20	99	62	37
Bakharganj	73	50	23	63	40	23	88	63	25
Maimansingh	153	87	66	157	92	65	229	128	101
Total	380	235	145	364	223	141	536	323	213
Chittagong Division.									
Chittagong	64	28	36	45	24	21	60	29	31
Noakhali	23	14	9	35	21	14	52	28	24
Tippera	49	28	21	47	34	13	106	53	53
Chittagong Hill Tracts	...	...	...	...	...	...	...	...	No age
Total	136	70	66	127	79	48	218	110	108
TOTAL BENGAL PROPER	1,670	949	721	1,569	932	637	2,218	1,201	1,017

This content downloaded from
14.194.219.90 on Fri, 09 Feb 2024 06:46:19 +00:00
All use subject to https://about.jstor.org/terms

BLIND, BY AGE—*continued.*

BY AGE.

45—49.			50—54.			55—59.			60 AND OVER.		
Total.	Male.	Female.	Total.	Male.	Female.	Total.	Male.	Female.	Total.	Male.	Female.
32	33	34	35	36	37	38	39	40	41	42	43
108	48	*60*	114	57	*57*	102	37	*65*	480	203	*277*
83	46	*37*	109	45	*64*	98	40	*58*	597	210	*387*
55	28	*27*	86	29	*57*	92	37	*55*	403	154	*249*
84	45	*39*	157	89	*68*	113	43	*70*	794	340	*454*
53	27	*26*	60	24	*36*	90	46	*44*	320	128	*192*
20	12	*8*	31	13	*18*	45	27	*18*	183	94	*89*
403	206	*197*	557	257	*300*	540	230	*310*	2,777	1,129	*1,648*
78	53	*25*	120	70	*50*	89	59	*30*	448	267	*181*
24	12	*12*	43	22	*21*	79	47	*32*	48	14	*34*
86	56	*30*	114	51	*63*	103	54	*49*	486	238	*248*
72	42	*30*	134	74	*60*	98	58	*40*	411	222	*189*
58	28	*30*	96	46	*50*	68	28	*40*	385	170	*215*
33	20	*7*	44	22	*22*	29	21	*8*	138	82	*56*
351	217	*134*	551	285	*266*	466	267	*199*	1,916	993	*923*
108	44	*64*	145	83	*62*	89	34	*55*	345	155	*190*
43	21	*23*	118	49	*69*	50	19	*31*	394	169	*225*
79	41	*38*	116	59	*57*	53	33	*20*	315	146	*169*
39	19	*20*	79	35	*44*	27	13	*14*	235	92	*143*
77	45	*32*	95	48	*47*	102	55	*47*	427	193	*234*
14	6	*8*	5	2	*3*	11	6	*5*	25	6	*19*
24	9	*15*	40	21	*19*	14	7	*7*	140	64	*76*
384	185	*199*	598	297	*301*	348	167	*179*	1,881	825	*1,056*
102	60	*42*	141	75	*66*	103	48	*55*	574	310	*264*
65	41	*24*	80	46	*34*	48	27	*21*	385	225	*160*
60	40	*20*	141	82	*59*	66	42	*24*	504	298	*206*
177	91	*86*	325	173	*152*	194	105	*89*	1,218	578	*640*
404	232	*172*	687	376	*311*	411	222	*189*	2,681	1,411	*1,270*
50	25	*25*	67	29	*38*	51	18	*33*	274	143	*131*
23	13	*10*	83	41	*42*	39	18	*21*	362	201	*161*
96	48	*48*	173	92	*81*	111	59	*52*	618	350	*269*
periods returned.		...	...	...	...	...	...	...	...	...	...
169	86	*83*	323	162	*161*	201	95	*106*	1,255	694	*561*
1,711	926	785	2,716	1,377	1,339	1,964	981	983	10,510	5,052	5,458

This content downloaded from
14.194.219.90 on Fri, 09 Feb 2024 06:46:19 +00:00
All use subject to https://about.jstor.org/terms

TABLE XIV.—THE

DISTRICT.	TOTAL AFFLICTED.			DISTRIBUTION					
				0—4.			5—9.		
	Total.	Male.	Female.	Total.	Male.	Female.	Total.	Male.	Female.
1	2	3	4	5	6	7	8	9	10
Patna Division.									
Patna	3,130	1,495	*1,635*	88	52	*36*	181	117	*64*
Gaya	3,351	1,589	*1,762*	123	84	*39*	179	114	*65*
Shahabad	4,068	1,947	*2,121*	219	126	*93*	328	196	*132*
Darbhanga	2,538	1,353	*1,185*	83	59	*24*	156	107	*49*
Muzaffarpur	2,747	1,374	*1,373*	71	48	*23*	176	137	*39*
Saran	4,003	2,026	*1,977*	155	92	*63*	306	202	*104*
Champaran	2,027	1,070	*957*	55	38	*17*	139	84	*55*
Total ...	21,864	10,854	*11,010*	794	499	*295*	1,465	957	*508*
Bhagalpur Division.									
Bhagalpur	2,700	1,385	*1,315*	111	68	*43*	184	130	*54*
Monghyr	3,257	1,594	*1,663*	133	61	*72*	161	98	*63*
Purnea	2,027	932	*1,095*	57	29	*28*	89	53	*36*
Malda	1,067	504	*563*	49	31	*18*	54	32	*22*
Santal Parganas	774	368	*406*	61	40	*21*	66	47	*19*
Total ...	9,825	4,783	*5,042*	411	229	*182*	554	360	*194*
TOTAL, BIHAR ...	31,689	15,637	16,052	1,205	728	477	2,019	1,317	702
Orissa Division.									
Cuttack	1,789	836	*953*	29	15	*14*	88	60	*28*
Puri	1,115	556	*559*	37	22	*15*	65	36	*29*
Balasor	612	301	*311*	12	11	*1*	23	13	*10*
Angul	213	106	*107*	7	2	*5*	32	18	*14*
TOTAL, ORISSA ...	3,729	1,799	1,930	85	50	35	208	127	81
Chutia Nagpur Division.									
Hazaribagh	1,083	483	*600*	58	34	*24*	100	62	*38*
Lohardaga	1,671	816	*855*	104	67	*37*	129	71	*58*
Manbhum	2,010	867	*1,143*	97	61	*36*	146	90	*56*
Singhbhum	445	201	*244*	16	7	*9*	30	21	*9*
TOTAL, CHUTIA NAGPUR	5,209	2,367	2,842	275	169	106	405	244	161
TOTAL FOR BRITISH TERRITORY	70,660	35,980	34,700	2,451	1,508	943	3,899	2,525	1,374
Feudatory States.									
Kuch Bihar	725	343	*389*	25	13	*12*	35	23	*12*
Orissa Tributary State ...	1,462	715	*747*	57	38	*19*	120	75	*45*
Chutia Nagpur Tributary States	473	238	*235*	19	8	*11*	37	25	*12*
Hill Tippera	60	110	*50*	...	...	...	...	...	No age
TOTAL FOR THE FEUDATORY STATES	2,820	1,406	1,414	101	59	42	192	123	69

This content downloaded from
14.194.219.90 on Fri, 09 Feb 2024 06:46:19 +00:00
All use subject to https://about.jstor.org/terms

BLIND, BY AGE—*continued.*

BY AGE.

10—14.			15—19.			—24.			25—29.		
Total.	Male.	Female.	Total.	Male.	Female.	Total.	Male.	Female.	Total.	Male.	Female.
11	12	13	14	15	16	17	18	19	20	21	22
149	93	56	132	80	52	160	97	63	149	86	63
186	117	69	150	92	58	130	71	59	171	100	71
255	175	80	222	133	89	247	142	105	241	130	111
131	89	42	108	72	36	95	64	31	116	75	41
136	100	36	118	75	43	110	79	31	126	78	48
315	219	96	200	136	64	189	120	69	185	118	67
155	95	60	108	63	45	112	74	38	117	74	43
1,327	888	439	1,038	651	387	1,043	647	396	1,105	661	444
167	114	53	178	129	49	142	88	54	147	84	63
157	89	68	132	73	59	137	81	56	162	80	82
87	60	27	81	48	33	66	44	22	84	50	34
55	33	22	74	31	43	51	30	21	64	37	27
60	36	24	54	29	25	55	21	34	40	18	22
526	332	194	519	310	209	451	264	187	497	269	228
1,853	1,220	633	1,557	961	596	1,494	911	583	1,602	930	672
108	69	39	97	60	37	83	45	38	94	64	30
70	47	23	70	37	33	59	40	19	56	34	22
31	20	11	30	18	12	21	16	5	22	17	5
29	19	10	17	7	10	12	5	7	18	9	9
238	155	83	214	122	92	175	106	69	190	124	66
104	72	32	55	39	16	55	28	27	74	29	45
148	89	57	108	49	59	119	56	63	113	56	57
148	98	50	133	77	56	85	37	48	141	40	101
28	15	13	20	9	11	13	7	6	19	8	11
428	274	152	316	174	142	272	128	144	347	133	214
3,829	2,504	1,325	3,395	2,037	1,358	3,182	1,892	1,290	3,636	2,070	1,566
34	27	7	30	18	12	29	20	9	30	18	12
104	67	37	95	48	47	80	45	35	96	48	48
44	30	14	30	17	13	28	16	12	30	18	12
periods returned.	...	...	...	...	...	...	...	...	...	...	...
182	124	58	161	83	78	137	81	56	156	84	72

This content downloaded from
14.194.219.90 on Fri, 09 Feb 2024 06:46:19 +00:00
All use subject to https://about.jstor.org/terms

TABLE XIV.—THE DISTRIBUTION

DISTRICT.	30—34.			35—39.			40—44.		
	Total.	Male.	Female.	Total.	Male.	Female.	Total.	Male.	Female.
	23	24	25	26	27	28	29	30	31
Patna Division.									
Patna	171	94	77	130	59	71	220	94	126
Gaya	205	108	97	174	89	85	244	124	120
Shahabad	299	158	141	237	96	141	283	133	150
Darbhanga	127	88	39	114	63	51	155	77	78
Muzaffarpur	128	60	48	121	92	29	134	69	65
Saran	244	133	111	191	102	89	269	142	127
Champaran	112	67	45	79	41	38	118	65	53
Total ...	1,286	728	558	1,046	542	504	1,423	704	719
Bhagalpur Division.									
Bhagalpur	149	71	78	136	67	69	196	94	102
Monghyr	197	108	89	167	82	85	234	112	122
Purnea	136	77	59	111	54	57	211	65	146
Malda	65	41	24	44	21	23	57	30	27
Santal Parganas	52	21	31	35	16	19	58	21	37
Total ...	599	318	281	493	240	253	756	322	434
TOTAL, BIHAR ...	1,885	1,046	839	1,539	782	757	2,179	1,026	1,153
Orissa Division.									
Cuttack	100	44	56	82	45	37	153	72	81
Puri	86	40	46	60	36	24	82	31	51
Balasor	41	23	18	19	12	7	38	18	20
Angul	15	8	7	9	5	4	17	8	9
TOTAL, ORISSA ...	242	115	127	170	98	72	290	129	161
Chutia Nagpur Division.									
Hazaribagh	83	34	49	67	24	43	60	30	30
Lohardaga	140	55	85	105	60	45	115	58	57
Manbhum	134	39	95	143	43	100	153	57	96
Singhbhum	29	18	11	36	15	21	32	12	20
TOTAL, CHUTIA NAGPUR	386	146	240	351	142	209	360	157	203
TOTAL FOR BRITISH TERRITORY	4,183	2,256	1,927	3,629	1,954	1,675	5,047	2,513	2,534
Feudatory States.									
Kuch Bihar	25	13	12	29	16	13	47	21	26
Orissa Tributary States ...	110	46	64	86	50	36	126	66	60
Chutia Nagpur Tributary States	42	19	23	30	11	19	45	19	26
Hill Tippera	...	...	...	...	...	...	...	...	No age
TOTAL FOR THE FEUDATORY STATES ...	177	78	99	145	77	68	218	106	112

This content downloaded from 14.194.219.90 on Fri, 09 Feb 2024 06:46:19 +00:00
All use subject to https://about.jstor.org/terms

Blind, by Age—*concluded.*

BY AGE.

45—49.			50—54.			55—59.			60 and over.		
Total.	Male.	Female.	Total.	Male.	Female.	Total.	Male.	Female.	Total.	Male.	Female.
32	33	34	35	36	37	38	39	40	41	42	43
152	76	*76*	269	113	*156*	169	77	*92*	1,160	457	*703*
170	68	*102*	254	101	*153*	198	86	*112*	1,167	435	*732*
168	66	*102*	304	113	*191*	155	63	*92*	1,110	416	*694*
114	53	*61*	233	105	*128*	116	59	*57*	990	442	*548*
134	70	*64*	237	122	*115*	137	61	*76*	1,119	363	*756*
156	63	*93*	293	125	*168*	180	81	*79*	1,340	493	*847*
109	65	*44*	131	75	*56*	104	49	*55*	688	280	*408*
1,003	461	*542*	1,721	754	*967*	1,039	476	*563*	7,574	2,886	*4,688*
132	55	*77*	176	73	*103*	115	45	*70*	867	367	*500*
171	89	*82*	252	114	*138*	173	74	*99*	1,181	533	*648*
148	64	*84*	188	79	*109*	105	37	*68*	664	272	*392*
58	27	*31*	77	34	*43*	53	24	*29*	366	133	*233*
30	11	*19*	44	19	*25*	25	11	*14*	194	78	*116*
539	246	*293*	737	319	*418*	471	191	*280*	3,272	1,383	*1,889*
1,542	707	*835*	2,458	1,073	*1,385*	1,510	667	*843*	10,846	4,269	*6,577*
73	45	*28*	154	65	*89*	60	29	*31*	668	223	*445*
44	24	*20*	108	50	*58*	38	23	*15*	340	136	*204*
39	21	*18*	78	38	*40*	31	15	*16*	227	79	*148*
6	3	*3*	7	3	*4*	2	...	*2*	42	19	*23*
162	93	*69*	347	156	*191*	131	67	*64*	1,277	457	*820*
44	12	*32*	69	22	*47*	36	15	*21*	278	82	*196*
64	30	*34*	116	51	*65*	62	33	*29*	350	141	*209*
107	32	*75*	132	55	*77*	143	51	*92*	448	187	*261*
22	9	*13*	40	14	*26*	30	13	*17*	130	53	*77*
237	83	*154*	357	142	*215*	271	112	*159*	1,206	483	*743*
3,652	1,809	*1,843*	5,878	2,748	*3,130*	3,876	1,827	*2,049*	23,839	10,241	*13,598*
42	22	*20*	71	25	*46*	80	27	*53*	242	100	*142*
51	23	*28*	144	56	*88*	39	13	*26*	354	140	*214*
19	9	*10*	37	21	*16*	16	8	*8*	96	37	*59*
periods returned.	...	...	...	...	...	...	...	...	...	...	...
112	54	*58*	252	102	*150*	135	48	*87*	692	277	*415*

This content downloaded from
14.194.219.90 on Fri, 09 Feb 2024 06:46:19 +00:00
All use subject to https://about.jstor.org/terms

TABLE XV.—THE

DISTRICT.	TOTAL AFFLICTED.			DISTRIBUTION					
				0—4.			5—9.		
	Total.	Male.	Female.	Total.	Male.	Female.	Total.	Male.	Female.
1	2	3	4	5	6	7	8	9	10
Bardwan Division.									
Bardwan	3,002	2,139	*863*	11	9	*2*	29	18	*11*
Bankura	3,893	2,709	*1,184*	3	2	*1*	25	17	*8*
Birbhum	2,810	2,035	*775*	2	1	*1*	23	13	*10*
Midnapur	2,072	1,595	*477*	5	2	*3*	12	7	*5*
Hugli	750	611	*139*	4	3	*1*	10	8	*2*
Howrah	222	171	*51*	1	1	...	...	...	...
Total ...	12,749	9,260	*3,489*	26	18	*8*	99	63	*36*
Presidency Division.									
24-Parganas	658	495	*163*	7	6	*1*	17	9	*8*
Calcutta	173	115	*58*	4	2	*2*	4	2	*2*
Nadia	1,165	953	*212*	5	4	*1*	6	4	*2*
Jessor	752	612	*140*	5	5	...	3	3	...
Murshidabad	1,029	783	*246*	...	...	...	4	3	*1*
Khulna	155	108	*47*	...	...	...	3	3	...
Total ...	3,932	3,066	*866*	21	17	*4*	37	24	*13*
Rajshahi Division.									
Dinajpur	719	498	*221*	1	...	*1*	8	6	*2*
Rajshahi	314	199	*115*	1	1	...	11	5	*6*
Rangpur	1,415	1,145	*270*	4	2	*2*	9	6	*3*
Bogra	438	340	*98*	1	1	...	7	5	*2*
Pabna	572	424	*148*	3	1	*2*	5	4	*1*
Darjeeling	169	120	*49*	...	...	...	2	1	*1*
Jalpaiguri	681	512	*169*	1	1	...	8	3	*5*
Total ...	4,308	3,238	*1,070*	11	6	*5*	50	30	*20*
Dacca Division.									
Dacca	859	682	*177*	4	2	*2*	11	8	*3*
Faridpur	497	396	*101*	4	2	*2*	3	2	*1*
Bakharganj	316	230	*86*	2	1	*1*	5	2	*3*
Maimansingh	2,882	2,211	*671*	20	9	*11*	54	25	*29*
Total ...	4,554	3,519	*1,035*	30	14	*16*	73	37	*36*
Chittagong Division.									
Chittagong	304	217	*87*	16	13	*3*	16	13	*3*
Noakhali	148	105	*43*	3	2	*1*	4	2	*2*
Tippera	696	537	*159*	...	...	...	9	4	*5*
Chittagong Hill Tracts ...	64	46	*18*	...	...	...	...	...	No age
Total ...	1,212	905	*307*	19	15	*4*	29	19	*10*
TOTAL, BENGAL PROPER	26,691	19,942	6,749	107	70	37	288	173	115

This content downloaded from
14.194.219.90 on Fri, 09 Feb 2024 06:46:19 +00:00
All use subject to https://about.jstor.org/terms

Lepers, by Age.

BY AGE.

10—14.			15—19.			20—24.			25—29.		
Total.	Male.	Female.	Total.	Male.	Female.	Total.	Male.	Female.	Total.	Male.	Female.
11	12	13	14	15	16	17	18	19	20	21	22
77	60	17	193	128	65	220	151	69	307	235	72
114	65	49	225	139	86	256	181	75	480	352	128
56	35	20	192	140	52	239	174	65	354	272	82
77	66	11	79	45	34	113	90	23	259	221	38
9	6	3	23	19	4	33	29	4	57	46	11
2	1	1	4	4	...	5	3	2	10	9	1
334	233	101	716	475	241	866	628	238	1,467	1,135	332
34	22	12	33	19	14	29	17	12	55	41	14
9	4	5	8	5	3	14	9	5	10	10	...
14	12	2	29	25	4	42	33	9	85	69	16
18	13	5	15	13	2	35	27	8	56	46	10
29	21	8	44	36	8	64	51	13	88	70	18
4	3	1	9	6	3	9	5	4	6	5	1
108	75	33	138	104	34	193	142	51	300	241	59
17	10	7	18	14	4	24	14	10	52	31	21
9	8	1	16	7	9	16	10	6	19	12	7
32	25	7	51	39	12	62	49	13	113	86	27
22	20	2	26	20	6	34	25	9	32	25	7
13	7	6	15	10	5	19	13	6	31	27	4
3	2	1	11	9	2	7	5	2	15	11	4
17	11	6	23	15	8	36	26	10	54	37	17
113	83	30	160	114	46	198	142	56	316	229	87
17	9	8	30	25	5	38	22	16	58	46	12
7	3	4	17	13	4	19	12	7	28	18	10
11	10	1	6	1	5	17	10	7	25	14	11
88	61	27	120	68	52	157	105	52	298	216	82
123	83	40	173	107	66	231	149	82	409	294	115
18	13	5	17	16	1	18	15	3	25	18	7
5	3	2	6	5	1	14	12	2	10	8	2
21	15	6	27	18	9	30	21	9	51	42	9
periods returned.		...	...	...	...	...	...	...	...	...	...
44	31	13	50	39	11	62	48	14	86	68	18
722	505	217	1,237	839	398	1,550	1,109	441	2,578	1,967	611

This content downloaded from
14.194.219.90 on Fri, 09 Feb 2024 06:46:19 +00:00
All use subject to https://about.jstor.org/terms

TABLE XV.—THE DISTRIBUTION

DISTRICT.	30—34.			35—39.			40—44.		
	Total.	Male.	Female.	Total.	Male.	Female.	Total.	Male.	Female.
	23	24	25	26	27	28	29	30	31
Bardwan Division.									
Bardwan	356	254	*102*	378	298	*80*	400	297	*103*
Bankura	480	362	*118*	515	374	*141*	529	371	*158*
Birbhum	419	310	*109*	373	291	*82*	338	235	*103*
Midnapur	271	222	*49*	255	206	*49*	335	254	*81*
Hugli	68	58	*10*	87	68	*19*	119	107	*12*
Howrah	25	17	*8*	24	19	*5*	31	26	*5*
Total ...	1,619	1,223	*396*	1,632	1,256	*376*	1,752	1,290	*462*
Presidency Division.									
24-Parganas	66	50	*16*	58	43	*15*	86	70	*16*
Calcutta	18	13	*5*	24	21	*3*	22	17	*5*
Nadia	128	108	*20*	141	124	*17*	175	141	*34*
Jessor	54	41	*13*	89	72	*17*	113	91	22
Murshidabad	116	102	*14*	127	97	*30*	153	106	*47*
Khulna	18	12	*6*	20	10	*10*	18	12	*6*
Total ...	400	326	*74*	459	367	*92*	567	437	*130*
Rajshahi Division.									
Dinajpur	64	49	*15*	76	54	22	110	77	33
Rajshahi	28	16	*12*	28	17	*11*	56	34	22
Rangpur	176	140	*36*	167	142	*25*	231	193	*38*
Bogra	67	53	*14*	51	38	*13*	51	37	14
Pabna	51	36	*15*	63	46	*17*	70	51	*19*
Darjeeling	19	13	*6*	17	15	*2*	29	18	*11*
Jalpaiguri	72	54	*18*	67	56	*11*	122	93	29
Total ...	477	361	*116*	469	368	*101*	669	503	*166*
Dacca Division.									
Dacca	89	64	*25*	112	93	*19*	117	107	*10*
Faridpur	51	45	*6*	57	50	*7*	74	60	*14*
Bakharganj	32	23	*9*	31	25	*6*	40	31	*9*
Maimansingh	382	309	*73*	378	325	*53*	394	326	*68*
Total ...	554	441	*113*	578	493	*85*	625	524	*101*
Chittagong Division.									
Chittagong	28	19	*9*	30	22	*8*	35	23	*12*
Noakhali	15	9	*6*	15	13	*2*	14	13	*1*
Tippera	75	54	*21*	92	72	*20*	109	89	*20*
Chittagong Hill Tracts ...	...	...	...	...	...	...	...	...	No age
Total ...	118	82	*36*	137	107	*30*	158	125	*33*
TOTAL BENGAL PROPER	3,168	2,433	735	3,275	2,591	684	3,771	2,879	892

This content downloaded from 14.194.219.90 on Fri, 09 Feb 2024 06:46:19 +00:00
All use subject to https://about.jstor.org/terms

LEPERS, BY AGE—*continued.*

BY AGE.

45—49.			50—54.			55—59.			60 AND OVER.		
Total.	Male.	Female.	Total.	Male.	Female.	Total.	Male.	Female.	Total.	Male.	Female.
32	33	34	35	36	37	38	39	40	41	42	43
295	198	97	258	191	67	199	132	67	279	168	111
388	273	115	339	223	116	204	152	52	335	198	137
254	187	67	225	165	60	134	87	47	202	125	77
149	121	28	222	164	58	88	57	31	207	140	67
88	73	15	78	66	12	49	37	12	125	91	34
25	19	6	31	23	8	16	13	3	48	36	12
1,199	871	328	1,153	832	321	690	479	212	1,196	758	438
55	49	6	63	45	18	52	43	9	103	81	22
12	6	6	12	8	4	15	5	10	21	13	8
144	123	21	108	89	19	102	73	29	186	148	38
90	74	16	93	83	10	45	38	7	136	106	30
100	73	27	108	84	24	64	48	16	132	92	40
12	9	3	13	11	2	9	8	1	34	24	10
413	334	79	397	320	77	287	215	72	612	464	148
102	61	41	98	75	23	42	30	12	107	77	30
31	23	8	37	25	12	9	5	4	53	36	17
159	138	21	164	125	39	55	49	6	192	151	41
35	31	4	45	36	9	10	8	2	57	41	16
47	43	4	63	48	15	60	46	14	132	92	40
11	6	5	18	14	4	7	5	2	30	21	9
58	46	12	93	73	20	17	13	4	113	84	29
443	348	95	518	396	122	200	156	44	684	502	182
95	79	16	117	96	21	50	31	19	121	100	21
60	50	10	52	43	9	31	25	6	94	73	21
33	25	8	29	22	7	20	18	2	65	48	17
268	213	55	290	235	55	117	92	25	316	227	89
456	367	89	488	396	92	218	166	52	596	448	148
20	15	5	27	19	8	17	11	6	37	20	17
12	5	7	8	3	5	8	7	1	34	23	11
73	59	14	75	56	19	39	32	7	95	75	20
periods returned.		...	...	...	...	...	...	...	...	...	...
105	79	26	110	78	32	64	50	14	166	118	48
2,610	1,999	617	2,666	2,022	644	1,459	1,065	394	3,254	2,290	964

This content downloaded from
14.194.219.90 on Fri, 09 Feb 2024 06:46:19 +00:00
All use subject to https://about.jstor.org/terms

TABLE XV.—THE

DISTRICT.	TOTAL AFFLICTED.			DISTRIBUTION					
				0—4.			5—9.		
	Total.	Male.	Female.	Total.	Male.	Female.	Total.	Male.	Female.
1	2	3	4	5	6	7	8	9	10
Patna Division.									
Patna	692	597	95	1	1	...	4	3	1
Gaya	1,621	1,320	301	11	6	5	12	8	4
Shahabad	915	768	147	3	1	2	2	...	2
Darbhanga	660	566	94	7	4	3	9	6	3
Muzaffarpur	751	681	70	6	5	1	12	10	2
Saran	1,095	967	128	4	1	3	4	3	1
Champaran	593	496	97	5	3	2	22	17	5
Total	6,327	5,395	932	37	21	16	65	47	18
Bhagalpur Division.									
Bhagalpur	932	708	224	8	6	2	15	11	4
Monghyr	1,313	1,024	289	48	41	8	23	15	8
Purnea	1,204	935	269	2	...	2	14	6	8
Malda	497	393	104	3	2	1	2	...	2
Santal Parganas	717	499	218	8	6	2	21	15	6
Total	4,663	3,559	1,104	70	55	15	75	47	28
TOTAL, BIHAR	10,990	8,954	2,036	107	76	31	140	94	46
Orissa Division.									
Cuttack	1,683	1,204	479	2	1	1	20	11	9
Puri	1,473	1,088	385	1	1	...	20	10	10
Balasor	1,201	893	308	3	...	3	8	4	4
Angul	95	63	32	1	1	...	6	3	3
TOTAL, ORISSA	4,452	3,248	1,204	7	3	4	54	28	26
Chutia Nagpur Division.									
Hazaribagh	195	116	79	7	2	5	12	7	5
Lohardaga	324	206	118	5	3	2	10	7	3
Manbhum	1,475	637	838	3	1	2	16	8	8
Singhbhum	195	129	66	6	5	1	3	3	...
TOTAL, CHUTIA NAGPUR	2,189	1,088	1,101	21	11	10	41	25	16
TOTAL FOR BRITISH TERRITORY	44,389	33,278	11,108	242	160	82	523	320	203
Feudatory States.									
Kuch Bhar	787	621	166	...	...	...	5	3	2
Orissa Tributary States	987	652	335	13	2	11	20	11	9
Chutia Nagpur Tributary States	160	117	43	5	2	3	4	2	2
Hill Tippera	70	48	22	...	...	...	...	...	No age
TOTAL FOR THE FEUDATORY STATES	2,004	1,438	566	18	4	14	29	16	13

This content downloaded from
14.194.219.90 on Fri, 09 Feb 2024 06:46:19 +00:00
All use subject to https://about.jstor.org/terms

LEPERS, BY AGE—*continued.*

BY AGE.

10—14.			15—19.			20—24.			25—29.		
Total.	Male.	Female.	Total.	Male.	Female.	Total.	Male.	Female.	Total.	Male.	Female.
11	12	13	14	15	16	17	18	19	20	21	22
12	9	3	11	8	3	31	22	9	53	42	11
21	18	3	37	29	8	77	57	20	109	82	27
8	6	2	19	16	3	40	28	12	53	47	6
16	10	6	18	14	4	26	23	3	33	24	9
21	17	4	26	24	2	23	21	2	78	73	5
12	8	4	17	14	3	29	24	5	53	45	8
17	12	5	27	18	9	24	23	1	32	26	6
107	80	27	155	123	32	250	198	52	411	339	72
38	24	14	53	34	19	41	29	12	85	64	21
43	28	15	41	29	12	55	11	14	87	68	19
22	12	10	67	46	21	47	33	14	106	75	31
9	6	3	18	16	2	33	24	9	44	31	13
38	27	11	44	32	12	43	26	17	66	45	21
150	97	53	223	157	66	219	153	66	388	283	105
257	177	80	378	280	98	469	351	118	799	622	177
49	26	23	104	70	34	92	65	27	124	99	25
81	51	30	106	76	30	118	89	29	163	122	41
34	18	16	54	38	16	75	57	18	114	96	18
1	...	1	4	4	...	6	5	1	9	6	3
165	95	70	268	188	80	291	216	75	410	323	87
12	6	6	10	7	3	14	3	11	32	19	13
23	16	7	18	8	10	32	21	11	32	18	14
56	32	24	81	42	39	87	34	53	154	63	91
14	9	5	12	6	6	10	7	3	15	12	3
105	63	42	121	63	58	143	65	78	233	112	121
1,249	840	409	2,004	1,370	634	2,453	1,741	712	4,020	3,024	996
16	13	3	31	22	9	33	27	6	72	53	19
50	25	25	61	36	25	62	35	27	78	53	25
12	8	4	13	7	6	15	13	2	16	12	4
periods returned.		...	...	...	...	...	...	...	...	...	...
78	46	32	105	65	40	110	75	35	166	118	48

This content downloaded from
14.194.219.90 on Fri, 09 Feb 2024 06:46:19 +00:00
All use subject to https://about.jstor.org/terms

TABLE XV.—THE DISTRIBUTION

DISTRICT.	30—34.			35—39.			40—44.		
	Total.	Male.	Female.	Total.	Male.	Female.	Total.	Male.	Female.
	23	24	25	26	27	28	29	30	31
Patna Division.									
Patna	70	61	*9*	76	67	*9*	94	87	*7*
Gaya	169	132	*37*	205	166	*39*	250	207	*43*
Shahabad	100	87	*13*	122	107	*15*	155	134	*21*
Darbhanga	72	63	*9*	70	61	*9*	89	78	*11*
Muzaffarpur	78	73	*5*	100	95	*5*	107	97	*10*
Saran	105	88	*17*	125	121	*4*	151	134	*17*
Champaran	45	34	*11*	61	52	*9*	81	70	*11*
Total ...	639	538	*101*	759	669	*90*	927	807	*120*
Bhagalpur Division.									
Bhagalpur	99	68	*31*	90	72	*18*	127	93	*34*
Monghyr	139	95	*44*	112	92	*20*	183	146	*37*
Purnea	138	102	*34*	138	116	*22*	157	130	*27*
Malda	50	40	*10*	60	54	*6*	64	56	*8*
Santal Parganas	80	57	*23*	84	64	*20*	82	53	*29*
Total ...	504	362	*142*	484	398	*86*	613	478	*135*
TOTAL, BIHAR ...	1,143	900	243	1,243	1,067	176	1,540	1,285	255
Orissa Division.									
Cuttack	218	175	*43*	194	149	*45*	288	210	*78*
Puri	241	177	*64*	154	126	*28*	202	154	*48*
Balasor	162	127	*35*	144	116	*28*	192	144	*48*
Angul	14	10	*4*	7	5	*2*	10	5	*5*
TOTAL, ORISSA ...	635	489	146	499	396	103	692	513	179
Chutia Nagpur Division.									
Hazaribagh	18	13	*5*	22	15	*7*	20	12	*8*
Lohardaga	29	16	*13*	35	17	*18*	37	28	*9*
Manbhum	171	68	*103*	220	81	*139*	182	78	*104*
Singhbhum	21	13	*8*	24	17	*7*	26	18	*8*
TOTAL, CHUTIA NAGPUR	239	110	129	301	130	171	285	136	129
TOTAL FOR BRITISH TERRITORY	5,185	3,932	1,253	5,318	4,184	1,134	6,268	4,813	1,455
Feudatory States.									
Kuch Bihar	89	66	*23*	97	81	*16*	134	109	*25*
Orissa Tributary States ...	126	91	*35*	132	87	*45*	150	102	*48*
Chutia Nagpur Tributary States	20	10	*10*	14	11	*3*	19	14	*5*
Hill Tippera	...	...	...	...	...	...	...	...	No age
TOTAL FOR THE FEUDATORY STATES	235	167	68	243	179	64	303	225	78

This content downloaded from 14.194.219.90 on Fri, 09 Feb 2024 06:46:19 +00:00
All use subject to https://about.jstor.org/terms

LEPERS, BY AGE—*concluded.*

BY AGE.

45—49.			50—54.			55—59.			60 AND OVER.		
Total.	Male.	Female.	Total.	Male.	Female.	Total.	Male.	Female.	Total.	Male.	Female.
32	33	34	35	36	37	38	39	40	41	42	43
78	67	*11*	95	89	*6*	35	28	*7*	132	113	*19*
194	176	*18*	192	164	*28*	100	84	*16*	244	191	*53*
119	102	*17*	119	102	*17*	47	39	*8*	128	99	*29*
73	66	*7*	98	87	*11*	43	37	*6*	106	93	*13*
112	102	*10*	52	41	*11*	4	...	*4*	132	123	*9*
113	101	*12*	188	172	*16*	87	78	*9*	207	178	*29*
73	65	*8*	64	59	*5*	43	36	*7*	99	81	*18*
782	679	*83*	808	714	*94*	359	302	*57*	1,048	878	*170*
91	82	*9*	118	97	*21*	45	37	*8*	122	91	*31*
128	113	*15*	155	131	*24*	78	62	*16*	220	163	*57*
116	96	*20*	148	117	*31*	61	55	*6*	190	147	*43*
46	35	*11*	53	44	*9*	23	18	*5*	92	67	*25*
55	41	*14*	85	57	*28*	28	19	*9*	83	57	*26*
436	367	*69*	559	446	*113*	235	191	*44*	707	525	*182*
1,198	1,046	152	1,367	1,160	207	594	493	101	1,755	1,403	352
129	93	*36*	181	122	*59*	69	50	*19*	213	133	*80*
100	79	*21*	168	116	*52*	26	20	*6*	93	67	*26*
114	92	*22*	145	99	*46*	39	31	*8*	117	71	*46*
5	4	*1*	13	5	*8*	4	3	*1*	15	12	*3*
348	268	80	507	342	165	138	104	34	438	283	155
14	11	*3*	11	7	*4*	3	2	*1*	20	12	*8*
18	13	*5*	27	18	*9*	13	7	*6*	45	34	*11*
157	78	*79*	127	49	*78*	89	39	*50*	132	64	*68*
15	8	*7*	13	7	*6*	8	6	*2*	28	18	*10*
204	110	94	178	81	97	113	54	59	225	128	97
4,366	3,423	943	4,718	3,605	1,113	2,304	1,716	588	5,672	4,104	1,568
74	59	*15*	97	74	*23*	43	37	*6*	96	77	*19*
74	61	*13*	100	70	*30*	29	19	*10*	92	60	*32*
9	9	...	15	13	*2*	2	2	...	16	14	*2*
periods returned.		...	...	...	...	...	...	...	...	...	...
157	129	28	212	157	55	74	58	16	204	151	53

This content downloaded from
14.194.219.90 on Fri, 09 Feb 2024 06:46:19 +00:00
All use subject to https://about.jstor.org/terms



This content downloaded from
14.194.219.90 on Fri, 09 Feb 2024 06:46:19 +00:00
All use subject to https://about.jstor.org/terms

TABLE XVII—A.

Occupations by Age.

Showing the means of livelihood of all persons in towns and rural areas in British Territory and in the Feudatory States, for both sexes, in three age periods 0—4 years, 5—14 years, and 15 years and over.

This content downloaded from
14.194.219.90 on Fri, 09 Feb 2024 06:46:19 +00:00
All use subject to https://about.jstor.org/terms

TABLE XVII—A.—OCCUPA

BRITISH

Occupation, Class, and Order.	Provincial Total.				
	Total.	Ages.			Total.
		0—4 years.	5—14 years.	15 years and over.	
1					
CLASS A.					
ORDER I.—ADMINISTRATION.					
Group 1.—Service of the Imperial and Provincial Government.					
1.—The Viceroy and Lieutenant-Governor	6	1	...	5	3
2.—Officers	5,723	910	1,516	3,297	1,812
3.—Office Superintendents and clerical establishments, &c.	58,614	6,765	12,349	39,500	23,472
4.—Messengers, constables, &c.	126,047	14,341	27,010	84,696	30,243
Total Group 1 ...	190,390	22,017	40,875	127,498	55,530
Group 2.—Service of Local and Municipal Bodies.					
5.—Inspecting and supervising officials ...	968	131	233	604	500
6.—Clerical establishments	3,914	382	702	2,830	2,008
7.—Menials	4,271	404	742	3,125	2,747
Total Group 2 ...	9,153	917	1,677	6,559	5,255
Group 3.—Village Service.					
8.—Headmen	2,608	319	698	1,589	124
9.—Accountants	54,660	6,748	13,343	34,569	1,170
11.—Watchmen	442,380	70,283	116,972	255,125	3,527
Total Group 3 ...	499,646	77,350	131,013	291,283	4,821
Total Order I ...	699,189	100,284	173,565	425,340	65,606
ORDER II.—DEFENCE.					
Group 4.—Army.					
12 & 13.—Officers, non-commissioned officers, and soldiers	10,543	384	673	9,486	6,478
14.—Followers	1,865	73	86	1,706	1,562
Total Group 4 ...	12,408	457	759	11,192	8,040
Total Order II ...	12,408	457	759	11,192	8,040
ORDER III.—FOREIGN AND FEUDATORY STATE SERVICE.					
Group 6.—Administration.					
19.—Chiefs, consuls, and officers	15	...	2	13	11
20.—Clerical establishments	86	11	21	54	...
21.—Menials	159	30	38	91	...
Total Group 6 & Order III ...	260	41	61	158	11
TOTAL CLASS A ...	711,857	100,782	174,385	436,690	73,657

This content downloaded from
14.194.219.90 on Fri, 09 Feb 2024 06:46:19 +00:00
All use subject to https://about.jstor.org/terms

TION BY AGE.

TERRITORY.

Town.

MALES.				FEMALES.		
Ages.			Total.	Ages.		
0—4 years.	5—14 years.	15 years and over.		0—4 years.	5—14 years.	15 years and over.
1	...	2	3	...	...	3
243	484	1,065	1,776	346	491	940
2,130	4,182	17,160	13,509	1,847	3,128	8,534
2,076	4,419	23,748	14,543	2,048	3,411	9,084
4,450	9,085	41,995	29,831	4,241	7,020	18,570
54	104	342	352	54	103	195
115	223	1,670	821	119	232	470
181	396	2,170	946	143	208	595
350	723	4,182	2,119	316	543	1,260
2	15	107	40	6	11	23
114	257	799	1,249	106	264	879
440	769	2,318	3,241	463	767	2,012
556	1,041	3,224	4,530	574	1,042	2,914
5,356	10,849	49,401	36,480	5,131	8,605	22,744
126	171	6,181	908	146	253	507
33	26	1,503	285	37	55	193
159	197	7,684	1,193	183	310	700
159	197	7,684	1,193	183	310	700
...	1	10	4	...	1	3
...	...	...	...	...	...	...
...	...	...	...	...	...	...
...	1	10	4	...	1	3
5,515	11,047	57,095	37,677	5,314	8,916	23,447

2 y 2

This content downloaded from
14.194.219.90 on Fri, 09 Feb 2024 06:46:19 +00:00
All use subject to https://about.jstor.org/terms

TABLE XVII—A.—OCCUPA

BRITISH TERRITORY—*concluded.*

Country.

OCCUPATION, CLASS, AND ORDER.	MALES.				FEMALES.			
	Total.	AGES.			Total.	AGES.		
		0–4 years.	5–14 years.	15 years and over.		0–4 years.	5–14 years.	15 years and over.
CLASS A.								
ORDER I.—ADMINISTRATION.								
Group 1.—Service of the Imperial and Provincial Government.								
1.—The Viceroy and Lieutenant-Governor	...	...	...	...	...	...	...	...
2.—Officers	850	147	257	446	1,265	174	294	817
3.—Office Superintendents and clerical establishments, &c.	10,596	1,275	2,486	6,837	11,035	1,513	2,553	6,969
4.—Messengers, constables, &c.	42,978	5,175	10,139	27,664	38,283	5,042	9,041	24,200
Total Group 1	54,426	6,597	12,882	34,947	50,603	6,729	11,888	31,986
Group 2.—Service of Local and Municipal Bodies.								
5.—Inspecting and supervising officials	95	11	9	45	51	12	17	22
6.—Clerical establishments	598	60	141	386	489	79	106	304
7.—Menials	324	37	79	208	254	43	59	152
Total Group 2	985	117	229	639	794	134	182	478
Group 3.—Village Service.								
8.—Headmen	1,292	156	365	771	1,150	155	307	688
9.—Accountants	27,402	3,330	6,780	17,292	24,839	3,198	6,042	15,599
11.—Watchmen	232,257	33,790	62,307	136,160	203,355	35,591	53,129	114,635
Total Group 3	260,951	37,276	69,452	154,223	229,344	38,944	59,478	130,922
Total Order I	316,362	43,990	82,563	189,809	280,741	45,807	71,548	163,386
ORDER II.—DEFENCE.								
Group 4.—Army.								
12 & 13.—Officers, non-commissioned officers, and soldiers	2,732	59	154	2,519	425	53	93	279
14.—Followers	14	3	3	8	4	...	2	2
Total Group 4	2,746	62	157	2,527	429	53	95	281
Total Order II	2,746	62	157	2,527	429	53	95	281
ORDER III.—FOREIGN AND FEUDATORY STATE SERVICE.								
Group 6.—Administration.								
19.—Chiefs, consuls, and officers	...	...	...	...	...	...	...	...
20.—Clerical establishments	42	3	11	28	44	8	10	26
21.—Menials	97	17	25	55	62	13	13	36
Total Group 6 & Order III	139	20	36	83	106	21	23	62
TOTAL CLASS A	319,247	44,072	82,756	192,419	281,276	45,881	71,666	163,729

This content downloaded from
14.194.219.90 on Fri, 09 Feb 2024 06:46:19 +00:00
All use subject to https://about.jstor.org/terms

TION BY AGE—*continued.*

FEUDATORY STATES.

TOTAL.				MALES.				FEMALES.			
Total.	Ages.			Total.	Ages.			Total.	Ages.		
	0—4 years.	5—14 years.	15 years and over.		0—4 years.	5—14 years.	15 years and over.		0—4 years.	5—14 years.	15 years and over.
253	9	35	209	134	6	16	112	119	3	19	97
175	24	27	124	91	10	14	67	84	14	13	57
6,124	699	1,308	4,117	3,467	327	725	2,415	2,657	372	583	1,702
9,631	1,173	2,470	5,988	5,656	591	1,385	3,680	3,975	582	1,085	2,308
16,183	1,905	3,840	10,438	9,348	934	2,140	6,274	6,835	971	1,700	4,164
...	...	...	...	...	...	...	...	...	...	...	...
53	5	10	38	32	3	6	23	21	2	4	15
44	3	14	27	17	1	4	12	27	2	10	15
97	8	24	65	49	4	10	35	48	4	14	30
28	6	6	16	16	2	4	10	12	4	2	6
463	72	129	262	236	33	65	138	227	39	64	124
22,255	3,663	6,300	12,292	11,764	1,765	3,238	6,761	10,491	1,898	3,062	5,531
22,748	3,741	6,435	12,570	12,016	1,800	3,307	6,909	10,730	1,941	3,128	5,661
39,028	5,654	10,299	23,073	21,413	2,738	5,457	13,218	17,613	2,916	4,842	9,855
349	45	86	218	200	19	43	138	149	26	43	80
29	10	5	14	15	6	1	8	14	4	4	6
378	55	91	232	215	25	44	146	163	30	47	86
378	55	91	232	215	25	44	146	163	30	47	86
...	...	...	...	...	...	...	...	...	...	...	...
...	...	...	...	...	...	...	...	...	...	...	...
28	2	10	16	18	1	6	11	10	1	4	5
28	2	10	16	18	1	6	11	10	1	4	5
39,432	5,711	10,400	23,321	21,646	2,764	5,507	13,375	17,786	2,947	4,893	9,946

This content downloaded from
14.194.219.90 on Fri, 09 Feb 2024 06:46:19 +00:00
All use subject to https://about.jstor.org/terms

TABLE XVII—A.—OCCUPA

BRITISH

Occupation, Class, and Order.	Provincial Total.				
	Total.	Ages.			Total.
		0—4 years.	5—14 years.	15 years and over.	
CLASS B.					
ORDER IV.—LIVE STOCK.					
Group 8.—Stock breeding and dealing.					
Sub-Group (a).—Horses and horned cattle.					
24.—Horse breeders and dealers	694	115	145	434	106
25.—Cattle breeders and dealers	112,209	9,307	53,636	49,266	1,300
26.—Herdsmen	297,033	24,838	147,066	125,129	4,923
27.—Buffalo breeders and dealers	9,254	1,103	2,747	5,404	102
Total Sub-Group (a) ...	419,190	35,363	203,594	180,233	6,431
Sub-Group (b).—Other draught animals.					
28.—Elephant catchers	173	38	49	86	...
30.—Ass and mule breeders and dealers ...	87	22	19	46	...
Total Sub-Group (b) ...	260	60	68	132	...
Sub-Group (c).—Small stock.					
31.—Sheep and goat breeders and dealers...	12,330	1,385	3,554	7,391	623
32.—Pig breeders and dealers	14,850	2,218	3,763	8,869	228
Total Sub-Group (c) ...	27,180	3,603	7,317	16,260	851
Total Group 8 ...	446,630	39,026	210,979	196,625	7,282
Group 9.—Subsidiary services to stock.					
33.—Veterinary surgeons and cattle doctors	1,441	139	358	944	7
34.—Farriers and gelders...	4,395	583	1,181	2,631	612
35.—Horse and elephant trainers	5,304	653	1,252	3,399	619
Total Group 9 ...	11,140	1,375	2,791	6,974	1,538
Total Order IV ...	457,770	40,401	213,770	203,599	8,820
ORDER V.—AGRICULTURE.					
Group 10.—Interest in land.					
37.—Land occupants, not cultivating ...	609,731	125,238	239,068	345,425	41,556
38.—Land occupants, cultivating	702,359	101,162	192,409	408,788	8,459
39.—Lessees of villages	22,278	2,859	5,481	13,938	1,250
40.—Tenants, not cultivating	1,905,131	265,064	499,329	1,140,745	13,787
41.—Tenants and sharers, cultivating ...	39,173,307	5,965,148	10,442,074	22,766,085	200,603
Total Group 10 ...	42,712,808	6,459,471	11,378,354	24,674,981	265,955
Group 11.—Agricultural labourers.					
43.—Field labourers and crop watchers ...	1,576,978	211,888	399,766	965,324	10,308
Total Group 11 ...	1,576,978	211,888	399,766	965,324	10,308

This content downloaded from
14.194.219.90 on Fri, 09 Feb 2024 06:46:19 +00:00
All use subject to https://about.jstor.org/terms

TION BY AGE—*continued.*

TERRITORY.

Town.

MALES.				FEMALES.		
Ages.			Total.	Ages.		
0—4 years.	5—14 years.	15 years and over.		0—4 years.	5—14 years.	15 years and over.
12	16	78	132	47	36	43
99	259	942	755	94	180	481
415	1,943	2,565	2,700	365	769	1,566
8	16	78	71	6	21	41
534	2,234	3,663	3,658	515	1,006	2,137
...	...	...	2	...	...	2
...	...	...	...	...	...	...
...	...	...	2	...	...	
44	79	500	284	53	54	187
28	59	141	131	25	31	75
72	138	641	425	78	85	262
606	2,372	4,304	4,085	593	1,091	2,401
2	...	5	6	1	3	2
107	156	649	622	92	147	383
87	141	391	561	71	131	359
196	297	1,045	1,189	164	281	744
802	2,669	5,349	5,274	757	1,372	3,145
3,801	9,651	28,104	34,539	4,003	7,119	23,417
544	2,068	5,847	4,703	559	972	3,172
160	293	798	1,256	173	271	812
1,630	3,283	8,874	15,339	1,756	3,073	10,510
19,449	41,877	139,577	155,388	22,508	37,729	95,151
25,584	57,171	183,200	211,225	28,999	49,164	133,062
1,016	3,008	6,284	7,155	1,049	1,556	4,550
1,016	3,008	6,284	7,155	1,049	1,556	4,550

This content downloaded from
14.194.219.90 on Fri, 09 Feb 2024 06:46:19 +00:00
All use subject to https://about.jstor.org/terms

TABLE XVII—A.—OCCUPA

BRITISH TERRITORY—*concluded.*

Country.

Occupation, Class, and Order.	Males.				Females.			
	Total.	Ages.			Total.	Ages.		
		0—4 years.	5—14 years.	15 years and over.		0—4 years.	5—14 years.	15 years and over.
CLASS B.								
ORDER IV.—LIVE STOCK.								
Group 8.—Stock breeding and dealing.								
Sub-Group (*a*).—Horses and horned cattle.								
24.—Horse breeders and dealers	281	30	*57*	194	175	26	*36*	113
25.—Cattle breeders and dealers	82,579	5,294	*45,047*	32,238	27,575	3,820	*8,150*	15,605
26.—Herdsmen	215,368	13,723	*121,587*	80,048	74,052	10,335	*22,767*	40,950
27.—Buffalo breeders and dealers	5,765	605	*1,706*	3,454	3,316	481	*1,004*	1,831
Total Sub-Group (a) ...	303,993	19,652	*168,397*	115,934	105,118	14,662	*31,957*	58,499
Sub-Group (*b*)—Other draught animals.								
28.—Elephant catchers	100	22	*25*	53	71	16	*24*	31
30.—Ass and mule breeders and dealers ...	57	13	*11*	33	30	9	*8*	13
Total Sub-Group (b) ...	157	35	*36*	86	101	25	*32*	44
Sub-Group (*c*).—Small stock.								
31.—Sheep and goat breeders and dealers ...	6,376	614	*2,219*	3,543	5,037	674	*1,202*	3,161
32.—Pig breeders and dealers	7,799	1,013	*2,094*	4,692	6,692	1,152	*1,579*	3,961
Total Sub-Group (c) ...	14,175	1,627	*4,313*	8,235	11,729	1,826	*2,781*	7,123
Total Group 8 ...	318,315	21,314	*172,746*	124,255	116,948	16,513	*34,770*	65,665
Group 9.—Subsidiary services to stock.								
33.—Veterinary surgeons and cattle doctors	949	69	*235*	645	479	67	*120*	292
34.—Farriers and geldars	1,732	207	*568*	957	1,129	177	*310*	642
35.—Horse and elephant trainers	2,586	289	*603*	1,694	1,538	206	*377*	955
Total Group 9 ...	5,267	565	*1,406*	3,296	3,146	450	*807*	1,889
Total Order IV ...	323,582	21,879	*174,152*	127,551	120,094	16,963	*35,577*	67,554
ORDER V.—AGRICULTURE.								
Group 10.—Interest in land.								
37.—Land occupants, not cultivating	413,819	58,149	*115,025*	240,645	419,817	59,285	*107,273*	253,259
38.—Land occupants, cultivating	339,932	48,416	*99,373*	192,143	349,285	51,643	*89,996*	207,626
39.—Lessees of villages	9,427	1,161	*2,439*	5,807	10,345	1,345	*2,479*	6,521
40.—Tenants, not cultivating	901,790	123,800	*260,906*	512,084	974,215	132,678	*232,060*	609,277
41.—Tenants and sharers, cultivating ...	19,231,488	2,822,236	*5,409,147*	10,910,105	19,585,528	3,100,955	*4,863,321*	11,621,252
Total Group 10 ...	20,896,456	3,053,762	*5,976,890*	11,860,784	21,339,170	3,346,106	*5,295,129*	12,697,935
Group 11.—Agricultural labourers.								
43.—Field labourers and crop watchers ...	826,007	101,915	*217,788*	506,304	733,508	107,908	*177,414*	448,186
Total Group 11 ...	826,007	101,915	*217,788*	506,304	733,508	107,908	*177,414*	448,186

This content downloaded from
14.194.219.90 on Fri, 09 Feb 2024 06:46:19 +00:00
All use subject to https://about.jstor.org/terms

TION BY AGE—*continued.*

FEUDATORY STATES.

TOTAL.				MALES.				FEMALES.			
Total.	AGES.			Total.	AGES.			Total.	AGES.		
	0—4 years.	5—14 years.	15 years and over.		0—4 years.	5—14 years.	15 years and over.		0—4 years.	5—14 years.	15 years and over.
1	...	...	1	1	...	...	1	...	...	...	...
16,138	2,085	*5,423*	8,630	9,223	1,026	*3,349*	4,848	6,915	1,059	*2,074*	3,782
38,722	5,753	*13,521*	19,448	22,118	2,815	*8,479*	10,824	16,604	2,938	*5,042*	8,624
4,350	494	*1,491*	2,365	2,617	244	*1,034*	1,339	1,733	250	*457*	1,026
59,211	8,332	*20,435*	30,444	33,959	4,085	*12,862*	17,012	25,252	4,247	*7,573*	13,432
...	...	...	...	...	...	...	...	...	...	...	...
...	...	...	...	...	...	...	...	...	...	...	...
...	...	...	...	...	...	...	...	...	...	...	...
629	72	*318*	239	378	31	*200*	147	251	41	*118*	92
697	112	*168*	417	280	53	*92*	215	337	59	*76*	202
1,326	184	*486*	656	738	84	*292*	362	588	100	*194*	294
60,537	8,516	*20,921*	31,100	34,697	4,169	*13,154*	17,374	25,840	4,347	*7,767*	13,726
...	...	...	...	...	...	...	...	...	...	...	...
87	11	*20*	56	47	6	*9*	32	40	5	*11*	24
920	119	*219*	582	587	61	*113*	333	413	58	*106*	249
1,007	130	*239*	638	554	67	*122*	365	453	63	*117*	273
61,544	8,646	*21,160*	31,738	35,251	4,236	*13,276*	17,739	26,293	4,410	*7,884*	13,999
18,546	1,652	*6,232*	10,662	8,639	803	*2,859*	4,977	9,907	849	*3,373*	5,685
132,479	17,325	*36,969*	78,185	66,453	8,432	*19,151*	38,870	66,026	8,893	*17,818*	39,315
2,680	453	*832*	1,395	1,390	214	*452*	724	1,290	239	*380*	671
32,044	4,599	*8,734*	18,711	15,625	2,189	*4,515*	8,931	16,419	2,410	*4,219*	9,790
1,898,558	286,003	*549,455*	1,063,100	956,088	134,738	*286,341*	534,989	942,490	151,265	*263,113*	528,112
2,084,217	310,082	*602,323*	1,171,983	1,048,175	146,376	*313,318*	588,481	1,036,042	163,656	*283,903*	583,483
63,391	9,656	*18,487*	35,248	34,746	4,626	*9,829*	20,291	28,645	5,030	*8,658*	14,957
63,391	9,656	*18,487*	35,248	34,746	4,626	*9,829*	20,291	28,645	5,030	*8,658*	14,957

This content downloaded from
14.194.219.90 on Fri, 09 Feb 2024 06:46:19 +00:00
All use subject to https://about.jstor.org/terms

TABLE XVII—A.—OCCUPA

BRITISH

Occupation, Class, and Order.	Provincial Total.				
	Total.	Ages.			Total.
		0—4 years.	5—14 years.	15 years and over.	
CLASS B—*concluded.*					
***ORDER V*—concluded.**					
Group 12.—Growers of special products and trees.					
44.—Tea, coffee, and cinchona planters and cultivators	50,639	6,291	*11,680*	32,668	356
45.—Cocoanut growers	10,371	1,277	*2,485*	6,609	53
46.—Betel-vine and areca-nut growers	47,757	7,383	*11,981*	28,373	418
47.—Water-nut growers	94	9	*13*	72	1
48.—Cardamom and pepper growers	4	...	*1*	3	...
49.—Indigo planters and cultivators	7,516	1,145	*1,859*	4,493	118
50.—Fruit growers	30,435	4,369	*7,674*	18,392	2,443
50A.—Mulberry growers	12,004	2,150	*3,426*	6,428	3
51.—Market gardeners (vegetable growers)	129,692	17,540	*30,895*	81,457	11,312
52.—Gardeners, seedsmen, &c.	29,932	3,399	*6,589*	19,944	6,148
53.—Manure preparers and sellers	86	7	*34*	45	23
54.—Forest officers	143	7	*30*	106	33
55.—Forest Rangers, guards, peons	1,293	133	*253*	907	40
Total Group 12	320,146	43,710	*76,950*	199,486	20,946
Group 13.—Agricultural training and supervision.					
58.—Agents and managers of landed estates	169,872	22,927	*39,515*	107,430	9,879
58A.—Land managers' clerks and servants	300,351	39,137	*72,873*	188,342	12,108
Total Group 13	470,223	62,064	*112,387*	295,772	21,987
TOTAL ORDER V	45,080,153	6,777,133	*11,967,457*	26,335,563	319,196
TOTAL CLASS B	45,537,923	6,817,534	12,181,227	26,539,162	328,018
CLASS C.—PERSONAL SERVICES.					
ORDER VI.—PERSONAL AND SANITARY SERVICES.					
Group 14.—Personal and domestic services.					
59.—Barbers	539,331	75,687	*136,433*	327,212	19,428
60.—Ear-pickers	69	5	*14*	50	36
61.—Tattooers	3,137	406	*853*	1,879	44
63.—Washermen	371,096	50,715	*94,433*	225,948	20,220
64.—Water-carriers	40,715	4,913	*10,124*	25,678	2,619
65.—Cooks	48,395	4,558	*9,113*	34,724	14,275
66.—Indoor servants	312,835	29,771	*60,647*	222,417	55,430
67.—Grooms, coachmen, &c.	47,760	4,399	*8,023*	35,359	20,338
68.—Door-keepers	29,866	3,398	*6,890*	19,598	2,606
68A.—Service (unspecified)	1,039,394	122,604	*253,921*	656,869	89,475
Total Group 14	2,432,638	303,456	*579,448*	1,549,734	224,671

This content downloaded from
14.194.219.90 on Fri, 09 Feb 2024 06:46:19 +00:00
All use subject to https://about.jstor.org/terms

TION BY AGE—*continued.*

TERRITORY.

Town.

MALES.				FEMALES.		
Ages.			Total.	Ages.		
0—4 years.	5—14 years.	15 years and over.		0—4 years.	5—14 years.	15 years and over.
37	73	247	269	42	69	158
4	14	35	61	8	18	35
51	106	261	329	40	63	226
...	1	...	...	...	...	...
...	...	...	4	...	1	3
16	20	60	59	12	19	28
287	567	1,589	1,697	214	357	1,126
...	...	3	...	...	...	...
1,495	2,991	6,826	12,834	1,520	2,551	8,563
340	838	4,970	2,403	345	527	1,531
3	6	14	11	...	2	9
1	11	21	12	2	5	5
4	7	29	33	4	6	23
2,238	4,633	14,075	17,519	2,187	3,618	11,707
832	1,839	7,208	6,201	821	1,426	3,954
1,037	2,216	8,855	7,926	993	1,505	5,430
1,869	4,055	16,063	14,129	1,814	2,931	9,384
30,707	69,867	219,622	50,021	34,049	57,269	158,703
31,509	71,536	224,971	255,295	34,806	58,841	161,848
1,740	3,704	13,984	13,281	1 618	2,828	8,835
4	6	26	28	1	7	20
10	14	20	206	17	41	148
2,164	4,135	13,921	16,400	2,197	3,797	10,406
302	647	1,670	2,956	301	507	2,148
803	1,809	11,663	8,488	870	1,580	6,038
3,141	7,727	44,562	52,839	3,364	6,665	42,810
873	1,679	17,786	6,214	913	1,400	3,903
227	429	2,150	1,287	163	229	902
8,055	17,744	63,676	72,024	8,831	14,570	48,623
17,319	37,894	169,458	173,723	18,374	31,617	123,832

This content downloaded from
14.194.219.90 on Fri, 09 Feb 2024 06:46:19 +00:00
All use subject to https://about.jstor.org/terms

TABLE XVII—A.—OCCUPA

BRITISH TERRITORY—*concluded.*

Country.

Occupation, class and order.	Males.				Females.			
	Total.	Ages.			Total.	Ages.		
		0—4 years.	5—14 years.	15 years and over.		0—4 years.	5—14 years.	15 years and over.
CLASS B—*concluded.*								
***ORDER V*—concluded.**								
Group 12.—Growers of special products and trees.								
44.—Tea, coffee, and cinchona planters and cultivators	26,404	3,137	*5,931*	17,336	23,610	3,075	*5,608*	14,927
45.—Cocoanut growers	5,815	638	*1,335*	3,842	4,442	627	*1,118*	2,697
46.—Betel-vine and areca-nut growers	24,462	3,768	*6,336*	14,358	22,528	3,524	*5,476*	13,528
47.—Water-nut growers	16	3	*7*	6	77	6	*5*	66
48.—Cardamom and pepper growers	...	...	...	...	...	...	...	...
49.—Indigo planters and cultivators	4,190	560	*1,037*	2,593	3,151	557	*813*	1,781
50.—Fruit growers	11,018	1,724	*3,333*	5,961	15,277	2,144	*3,417*	9,716
50A.—Mulberry growers	6,536	1,113	*1,813*	3,610	5,465	1,037	*1,613*	2,815
51.—Market gardeners (vegetable growers)	41,880	6,285	*11,755*	23,840	64,066	8,240	*13,598*	42,228
52.—Gardeners, seedsmen, &c.	12,567	1,593	*3,132*	7,842	8,814	1,121	*2,092*	5,601
53.—Manure preparers and sellers	23	1	*14*	8	29	3	*12*	14
54.—Forest officers	69	1	*6*	62	29	3	*8*	18
55.—Forest Rangers, guards, peons	816	70	*131*	614	405	55	*109*	241
Total Group 12	133,795	18,893	*34,830*	80,072	147,893	20,392	*33,869*	93,632
Group 13.—Agricultural training and supervision.								
58.—Agents and managers of landed estates	74,152	10,063	*18,000*	46,089	79,640	11,211	*18,250*	50,179
58A.—Land managers' clerks and servants	154,165	18,740	*38,796*	96,629	126,150	18,367	*30,355*	77,428
Total Group 13	228,317	28,803	*56,796*	142,718	205,790	29,578	*48,605*	127,607
TOTAL ORDER V	22,084,575	3,208,393	*6,256,304*	12,589,878	22,426,361	3,503,984	*555,017*	13,367,360
TOTAL CLASS B	22,408,157	3,230,272	6,460,458	12,717,429	22,546,455	3,520,947	5,590,594	13,434,914
CLASS C.—PERSONAL SERVICES.								
ORDER VI.—PERSONAL AND SANITARY SERVICES.								
Group 14.—Personal and domestic services.								
59.—Barbers	257,455	35,226	*69,464*	152,765	249,167	37,103	*60,436*	151,628
60.—Ear-pickers	5	...	*1*	4	...	...	...	...
61.—Tatooers	780	129	*324*	344	2,097	257	*473*	1,367
63.—Washermen	182,341	22,028	*45,944*	94,369	172,135	24,326	*40,557*	107,252
64.—Water-carriers	14,656	2,121	*4,643*	7,892	20,484	2,189	*4,327*	13,968
65.—Cooks	12,672	1,386	*2,900*	8,386	12,980	1,499	*2,824*	8,657
66.—In-door Servants	83,212	11,289	*23,289*	48,634	121,354	11,977	*22,966*	86,411
67.—Grooms, coachmen, &c.	12,518	1,272	*2,811*	8,433	8,712	1,342	*2,132*	5,238
68.—Door-keepers	16,107	1,522	*3,649*	10,936	9,686	1,486	*2,590*	5,610
68A.—Service (unspecified)	487,310	56,543	*127,691*	303,077	390,585	56,176	*92,916*	241,493
Total Group 14	1,047,064	131,508	*280,716*	634,840	987,180	136,355	*229,221*	621,604

This content downloaded from
14.194.219.90 on Fri, 09 Feb 2024 06:46:19 +00:00
All use subject to https://about.jstor.org/terms

TION BY AGE—*continued.*

FEUDATORY STATES.

TOTAL.				MALES.				FEMALES.			
Total.	Ages.			Total.	Ages.			Total.	Ages.		
	0—4 years.	5—14 years.	15 years and over.		0—4 years.	5—14 years.	15 years and over.		0—4 years.	5—14 years.	15 years and over.
...	...	...	...	...	...	...	...	...	...	...	...
14	...	...	14	7	...	...	7	7	...	...	7
114	15	33	67	54	7	16	31	60	8	16	36
...	...	...	...	...	...	...	...	...	...	...	...
...	...	...	...	...	...	...	...	...	...	...	...
...	...	...	...	...	...	...	...	...	...	...	...
928	148	295	485	326	62	119	145	602	86	176	340
...	...	...	...	...	...	...	...	...	...	...	...
1,251	133	310	808	590	64	185	341	661	69	125	467
483	70	101	312	279	34	45	200	204	36	56	112
2	...	...	2	2	...	...	2	...	...	...	...
5	...	2	3	5	...	2	3	...	...	...	...
24	4	3	17	15	2	2	11	9	2	1	6
2,821	370	743	1,708	1,278	169	369	740	1,543	201	374	968
989	110	201	678	586	40	110	427	403	61	91	251
3,801	524	960	2,317	2,083	251	492	1,340	1,718	273	468	977
4,790	634	1,161	2,995	2,669	300	602	1,767	2,121	334	559	1,228
2,155,219	320,692	622,613	1,211,914	1,066,868	151,471	324,118	611,279	1,088,351	169,221	298,494	600,636
2,216,763	329,338	643,773	1,243,652	1,122,119	155,707	337,394	629,018	1,094,644	173,631	306,378	614,635
14,272	1,870	4,012	8,388	7,674	888	2,173	4,613	6,598	982	1,841	3,775
...	...	...	...	...	...	...	...	...	...	...	...
36	4	5	27	3	2	1	...	33	2	4	27
15,783	2,148	4,037	9,598	8,130	1,033	2,411	4,687	7,653	1,116	1,626	4,911
690	109	213	368	362	51	116	195	328	58	97	173
664	60	125	479	387	30	70	287	277	30	55	192
7,381	884	1,863	4,634	2,353	448	653	1,252	5,028	436	1,210	3,382
1,627	195	388	1,044	891	88	190	613	736	107	198	431
1,448	204	412	832	758	98	200	460	690	106	212	372
23,525	2,340	6,402	14,783	13,821	1,197	3,567	9,057	9,704	1,143	2,835	5,726
65,426	7,814	17,459	40,153	34,379	3,834	9,381	21,164	31,047	3,980	8,078	18,989

This content downloaded from
14.194.219.90 on Fri, 09 Feb 2024 06:46:19 +00:00
All use subject to https://about.jstor.org/terms

TABLE XVII—A.—OCCUPA

BRITISH

Occupation, class, and order.	Provincial Total.				
	Total.	Ages.			Total.
		0—4 years.	5—14 years.	15 years and over.	
CLASS C—*concluded.*					
***ORDER VI*—concluded.**					
Group 15.—Non-domestic establishment.					
69.—Hotel and lodging-house owners and managers	3,739	312	769	2,658	1,230
70.—Rest-house and serai owners and managers	376	36	88	252	18
71.—Club Secretaries, stewards, &c.	6	...	...	6	5
Total Group 15	4,121	348	857	3,916	1,253
Group 16.—Sanitation.					
72.—Sanitary officers	1	...	...	1	1
73.—Sanitary inspectors	23	5	7	11	14
74.—Sweepers and scavengers	64,968	8,030	15,102	41,836	12,813
Total Group 16	64,992	8,035	15,109	41,848	12,828
Total Order VI	2,501,751	311,839	595,414	1,594,498	238,752
TOTAL CLASS C	2,501,751	311,839	595,414	1,594,498	238,752
CLASS D.					
ORDER VII.—FOOD AND DRINK.					
Group 17.—Animal food.					
76.—Cow and buffalo keepers, and milk and butter sellers	417,892	54,915	95,969	267,008	19,056
77.—Ghee preparers and sellers	13,081	1,663	3,320	8,098	655
79.—Butchers	15,463	2,188	3,658	9,617	5,021
80.—Fowl and egg dealers	7,527	1,046	1,926	4,555	1,204
81.& 82.—Fishermen and fish dealers, &c.	1,286,107	187,559	324,029	774,519	35,142
Total Group 17	1,740,070	247,371	428,902	1,063,797	61,078
Group 18.—Vegetable food.					
83.—Grain dealers	338,603	42,566	78,739	217,305	21,096
84.—Grain parchers	218,779	27,383	53,355	138,041	6,084
85.—Pulse and flour preparers	25,613	2,629	5,211	17,773	5,155
87.—Bakers	5,903	769	1,238	3,896	2,813
88.—Bran sellers	1,027	144	280	603	256
89.—Vegetable sellers	7,682	956	1,617	5,109	1,688
90.—Fruit sellers	997	137	239	621	119
92.—Confectioners and sweetmeat makers and sellers	127,338	15,024	28,918	82,494	18,434
Total Group 18	725,940	90,568	169,590	465,842	55,643
Group 19.—Drink, condiments, and narcotics.					
94.—Ice manufacturers and sellers	363	29	87	247	175
95.—Soda-water, Lemonade, &c., manufacturers and sellers	230	14	36	180	121

This content downloaded from
14.194.219.90 on Fri, 09 Feb 2024 06:46:19 +00:00
All use subject to https://about.jstor.org/terms

TION BY AGE—*continued.*

TERRITORY.

Town.

MALES.				FEMALES.		
Ages.			Total.	Ages.		
0—4 years.	5—14 years.	15 years and over.		0—4 years.	5—14 years.	15 years and over.
64	185	981	628	59	135	434
4	3	11	53	4	14	35
...	...	5	...	...	...	...
68	188	997	681	63	149	469
...	...	1	...	...	...	...
4	4	6	9	1	3	5
1,433	2,057	9,323	9,893	1,426	2,134	6,333
1,437	2,061	9,330	9,902	1,427	2,137	6,338
18,824	40,143	179,785	184,306	19,764	33,903	130,639
18,824	40,143	179,785	184,306	19,764	33,903	130,639
2,274	3,991	12,791	39,189	2,609	4,479	32,101
43	95	517	592	77	125	390
607	979	3,435	4,041	565	951	2,525
157	311	736	1,360	153	398	809
4,382	8,406	22,354	31,758	4,308	6,550	20,900
7,463	13,782	39,833	76,940	7,712	12,503	56,725
2,279	4,203	14,096	17,998	2,185	3,857	11,956
136	1,465	3,873	7,726	809	1,353	5,364
384	850	3,891	4,742	439	799	3,511
342	503	1,968	1,893	243	432	1,216
27	58	171	223	26	55	142
170	280	1,236	3,191	310	575	2,306
16	21	82	183	12	39	125
1,843	3,511	13,080	16,305	1,940	3,290	11,075
5,825	11,421	38,397	52,261	5,971	10,593	35,697
10	30	135	53	6	8	39
2	10	109	48		10	34

This content downloaded from
14.194.219.90 on Fri, 09 Feb 2024 06:46:19 +00:00
All use subject to https://about.jstor.org/terms

TABLE XVII—A.—OCCUPA

Occupation, Class, and Order.	BRITISH TERRITORY—*concluded.* Country.							
	MALES.				FEMALES.			
	Total.	Ages.			Total.	Ages.		
		0—4 years.	5—14 years.	15 years and over.		0—4 years.	5—14 years.	15 years and over.
CLASS C—*concluded.*								
***ORDER VI*—concluded.**								
Group 15.—Non-domestic establishment.								
69.—Hotel and lodging-house owners and managers	773	70	*145*	558	1,108	110	*304*	695
70.—Rest-house and serai owners and managers	161	13	*37*	111	144	15	*34*	95
71.—Club Secretaries, stewards, &c.	1	...	...	1	...	...	...	...
Total Group 15	935	83	*182*	670	1,252	134	*338*	780
Group 16.—Sanitation.								
72.—Sanitary officers	...	...	...	...	...	...	...	...
73.—Sanitary inspectors	...	...	...	...	...	...	...	...
74.—Sweepers and scavengers	22,679	2,539	*5,961*	14,379	19,383	2,432	*4,950*	11,801
Total Group 16	22,679	2,539	*5,961*	14,379	19,383	2,432	*4,950*	11,801
Total Order VI	1,070,878	134,130	*286,859*	649,889	1,007,815	139,121	*234,509*	634,185
TOTAL CLASS C	1,070,878	134,130	286,859	649,889	1,007,815	139,121	234,509	634,185
CLASS D.								
ORDER VII.—FOOD AND DRINK.								
Group 17.—Animal food.								
76.—Cow and buffalo keepers, and milk and butter sellers	159,545	22,016	*43,530*	93,999	200,102	28,016	*43,969*	128,117
77.—Ghee preparers and sellers	5,493	728	*1,316*	3,249	6,341	815	*1,584*	3,942
79.—Butchers	3,221	463	*889*	1,869	3,180	553	*839*	1,788
80.—Fowl and egg dealers	2,650	381	*728*	1,541	2,313	355	*489*	1,469
81 & 82.—Fishermen and fish dealers, &c.	610,578	87,604	*160,952*	362,022	608,629	91,265	*148,121*	369,243
Total Group 17	781,487	111,192	*207,615*	462,680	820,565	121,004	*195,002*	504,559
Group 18.—Vegetable food.								
83.—Grain dealers	145,384	19,445	*37,427*	88,512	154,125	18,639	*32,745*	102,741
84.—Grain parchers	79,595	12,266	*23,606*	43,723	125,374	13,562	*26,731*	85,081
85.—Pulse and flour preparers	6,460	822	*1,575*	4,063	9,256	984	*1,964*	6,308
87.—Bakers	641	82	*151*	408	556	103	*159*	302
88.—Bran sellers	262	43	*81*	138	286	48	*86*	152
89.—Vegetable sellers	1,514	266	*387*	861	1,291	210	*375*	706
90.—Fruit sellers	512	83	*140*	289	183	19	*39*	125
92.—Confectioners and sweetmeat makers and sellers	47,948	6,095	*11,835*	30,018	44,649	6,046	*10,283*	28,321
Total Group 18	282,316	39,102	*75,202*	168,012	335,720	39,610	*72,374*	223,736
Group 19.—Drink, condiments, and narcotics.								
94.—Ice manufacturers and sellers	75	10	*27*	38	60	3	*22*	35
95.—Soda-water, Lemonade, &c., manufacturers and sellers	36	5	*10*	20	26	3	*6*	17

This content downloaded from
14.194.219.90 on Fri, 09 Feb 2024 06:46:19 +00:00
All use subject to https://about.jstor.org/terms

TION BY AGE—*continued.*

FEUDATORY STATES.

TOTAL.				MALES.				FEMALES.			
Total.	AGE.			Total.	AGE.			Total.	AGE.		
	0—4 years.	5—14 years.	15 years and over.		0—4 years.	5—14 years.	15 years and over.		0—4 years.	5—14 years.	15 years and over.
15	1	4	10	9	...	3	6	6	1	1	4
...	...	...	...	...	...	...	...	...	...	...	...
...	...	...	...	...	...	...	...	...	...	...	...
15	1	4	10	9	...	3	6	6	1	1	4
...	...	...	...	...	...	...	...	...	...	...	...
...	...	...	...	...	...	...	...	...	...	...	...
1,361	177	355	829	707	87	184	436	654	90	171	393
1,361	177	355	829	707	87	184	436	654	90	171	393
66,802	7,992	17,818	40,992	35,095	3,921	9,568	21,606	31,707	4,071	8,250	19,386
66,802	7,992	17,818	40,992	35,095	3,921	9,568	21,606	31,707	4,071	8,250	19,386
6,932	770	1,830	4,332	2,876	381	928	1,567	4,056	389	902	2,765
747	81	208	458	349	35	96	218	398	46	112	240
75	14	24	37	39	6	13	20	36	8	11	17
10	...	3	7	7	...	3	4	3	...	...	3
25,593	3,472	7,081	15,040	12,577	1,704	3,551	7,322	13,016	1,768	3,530	7,718
33,357	4,337	9,146	19,874	15,848	2,126	4,591	9,131	17,509	2,211	4,555	10,743
4,330	373	1,019	2,938	2,353	176	464	1,713	1,977	197	555	1,225
21,586	3,236	6,395	11,955	10,582	1,547	3,096	5,939	11,004	1,689	3,299	6,016
1,099	134	250	715	499	64	120	315	600	70	130	400
61	10	13	38	28	5	8	15	33	5	5	23
8	1	5	2	3	...	3	...	5	1	2	2
28	1	10	17	10	...	6	4	18	1	4	13
11	...	4	7	1	...	...	1	10	...	4	6
1,705	290	665	750	585	149	376	60	1,120	141	289	690
28,828	4,045	8,361	16,423	14,081	1,941	4,073	8,047	14,747	2,104	4,288	8,375
...	...	...	...	...	...	...	...	...	...	...	...
...	...	...	...	...	...	...	...	...	...	...	...

This content downloaded from
14.194.219.90 on Fri, 09 Feb 2024 06:46:19 +00:00
All use subject to https://about.jstor.org/terms

TABLE XVII—A.—OCCUPA

BRITISH

Occupation, Class, and Order.	Provincial Total.				
	Total.	Ages.			Total.
		0—4 years.	5—14 years.	15 years and over.	
CLASS D—continued.					
ORDER VII—concluded.					
Group 19—*concluded.*					
96.—Sherbet preparers and sellers	153	17	39	97	77
97.—Country spirits distillers and sellers	37,997	5,185	9,259	23,543	2,452
98.—Toddy drawers and sellers	103,666	15,333	27,174	61,159	7,543
99.—Foreign wine and spirits dealers ...	1,429	145	289	995	837
101.—Tea sellers and tasters	392	45	68	279	168
102.—Coffee preparers and sellers	5	...	1	1	3
103.—Sugar manufacturers and sellers ...	11,699	1,551	3,049	7,506	650
104.—Molasses makers and sellers	45,396	5,858	10,234	29,314	1,990
105.—Salt preparers and sellers	75,029	10,151	19,246	45,632	1,079
107.—Vinegar manufacturers and sellers	24	...	5	19	...
108.—Pickle makers and sellers	141	19	37	85	24
109.—Grocers and general condiment dealers	429,863	55,264	98,208	276,391	44,213
111.—Betelleaf and areca-nut sellers ...	248,380	34,845	60,941	152,594	8,169
112.—Tobacco and snuff manufacturers and sellers	105,150	13,822	26,342	64,986	8,444
114.—Opium manufacturers and sellers	3,718	449	850	2,419	708
115.—Bhang, ganja, &c., preparers and sellers	5,469	695	1,130	3,744	725
Total Group 19 ...	1,069,294	143,322	256,978	668,994	77,378
Total Order VII ...	3,535,304	481,201	855,470	2,198,633	194,099
ORDER VIII.—LIGHT, FIRING, AND FORAGE.					
Group 20.—Lighting.					
116.—Oil pressers and sellers	540,651	79,294	141,967	319,596	13,721
117.—Oil and salt sellers	53,869	7,552	13,296	33,021	595
118.—Oil-cake dealers	1,699	213	419	1,068	681
119.—Candle makers and sellers	343	20	56	267	231
120.—Torch makers and sellers	12	...	3	9	6
121.—Kerosine oil dealers	3,223	424	848	1,951	212
122.—Matches makers and sellers	6,813	819	1,787	4,307	1,051
123.—Lamp and lantern makers and sellers	940	113	197	630	413
124.—Gas workers, Gas Company managers, &c.	110	6	9	95	88
Total Group 20 ...	607,966	88,440	158,582	360,944	16,978
Group 21.—Fuel and forage.					
125.—Firewood and grass gatherers and sellers	48,129	5,912	11,784	30,433	4,672
126.—Firewood contractors and dealers ...	14,075	1,751	3,707	8,627	1,124
127.—Coal miners, &c.	31,017	3,535	6,797	20,685	6
128.—Coal dealers, brokers, Coal Company managers, &c.	2,182	273	462	1,447	718
128-A.—Pitch sellers	20	...	...	20	20

This content downloaded from
14.194.219.90 on Fri, 09 Feb 2024 06:46:19 +00:00
All use subject to https://about.jstor.org/terms

TION BY AGE—*continued.*

TERRITORY.

Town.

MALES.				FEMALES.		
Ages.			Total.	Ages.		
0—4 years.	5—14 years.	15 years and over.		0—4 years.	5—14 years.	15 years and over.
10	18	40	8	...	5	3
323	518	1,606	2,044	366	677	1,001
907	1,770	4,776	6,691	961	1,629	4,103
53	114	665	511	87	151	273
13	26	129	144	28	39	84
...	1	2	2	...	...	2
82	156	413	693	98	156	439
198	472	1,320	1,724	223	385	1,116
121	252	706	1,166	145	243	778
...	...	...	...	...	...	...
3	9	12	14	1	3	10
4,243	9,394	30,570	37,841	4,409	7,629	25,803
793	1,637	5,739	8,669	963	1,681	6,025
815	1,772	5,357	7,034	781	1,205	4,848
59	134	515	355	56	85	214
66	146	513	812	101	160	551
7,738	16,459	53,121	68,709	8,229	14,259	46,228
21,086	41,662	131,351	197,910	21,912	37,348	138,650
1,853	3,205	8,604	15,263	1,835	3,363	10,065
64	112	419	753	92	175	486
64	121	476	434	64	119	251
13	40	178	112	7	16	89
...	2	4	6	...	1	5
5	12	195	186	30	46	101
181	304	616	1,181	127	278	776
41	78	294	284	37	59	195
1	4	83	19	4	5	10
2,171	3,878	10,029	18,258	2,295	4,055	11,978
435	864	3,324	4,248	500	899	2,850
56	326	744	664	54	187	623
...	...	...	1	...	...	1
48	100	568	713	100	159	448
...	...	20	...	...	...	...

This content downloaded from
14.194.219.90 on Fri, 09 Feb 2024 06:46:19 +00:00
All use subject to https://about.jstor.org/terms

TABLE XVII—A.—OCCUPA

BRITISH TERRITORY—*concluded.*

Country.

Occupation, Class, and Order.	Males. Total.	Males. Ages. 0—4 years.	Males. Ages. 5—14 years.	Males. Ages. 15 years and over.	Females. Total.	Females. Ages. 0—4 years.	Females. Ages. 5—14 years.	Females. Ages. 15 years and over.
CLASS D—continued.								
ORDER VII—concluded.								
Group 19—*concluded.*								
96.—Sherbet preparers and sellers	42	5	*10*	27	26	2	6	18
97.—Country spirits distillers and sellers	17,454	2,260	*4,273*	10,921	5,137	2,232	*3,791*	9,115
98.—Toddy drawers and sellers	43,439	6,357	*11,978*	25,104	45,993	7,018	*11,804*	27,171
99.—Foreign wine and spirits dealers ...	76	...	*23*	53	5	...	*1*	4
101.—Tea sellers and tasters	46	1	*4*	41	34	3	*6*	25
102.—Coffee preparers and sellers	...	...	...	...	...	...	...	...
103.—Sugar manufacturers and sellers ...	6,648	769	*1,776*	4,103	3,908	602	*954*	2,352
104.—Molasses makers and sellers	22,682	2,956	*5,486*	14,240	10,000	2,481	*3,881*	12,638
105.—Salt preparers and sellers	36,266	4,772	*9,867*	21,627	36,518	5,113	*8,884*	22,521
107.—Vinegar manufacturers and sellers...	3	...	...	3	21	...	*5*	16
108.—Pickle makers and sellers	51	5	*15*	31	52	10	*10*	32
109.—Grocers and general condiment dealers	173,406	22,052	*42,542*	108,212	174,403	23,960	*38,643*	111,800
111.—Betelleaf and areca-nut sellers ...	114,008	16,285	*29,661*	68,062	117,534	16,804	*27,962*	72,768
112.—Tobacco and snuff manufacturers and sellers	44,436	6,009	*12,354*	26,073	45,236	6,217	*10,811*	28,208
114.—Opium manufacturers and sellers	1,336	176	*308*	852	1,319	158	*323*	838
115.—Bhang, ganja, &c., preparers and sellers	2,119	232	*437*	1,450	1,813	206	*387*	1,220
Total Group 19 ...	462,122	62,484	*118,771*	280,867	461,085	64,811	*107,496*	288,778
Total Order VII ...	1,525,925	212,778	*401,588*	911,559	1,617,370	225,425	*374,872*	1,017,073
ORDER VIII.—LIGHT, FIRING, AND FORAGE.								
Group 20.—Lighting.								
116.—Oil pressers and sellers	250,373	36,467	*69,619*	144,287	261,500	39,140	*65,780*	156,580
117.—Oil and salt sellers	26,605	3,353	*6,528*	16,724	25,916	4,043	*6,481*	15,392
118.—Oil-cake dealers	288	36	*85*	167	316	48	*94*	174
119.—Candle makers and sellers	...	...	...	...	...	...	...	...
120.—Torch makers and sellers	...	...	...	...	...	...	...	...
121.—Kerosine oil dealers	1,506	182	*416*	908	1,319	198	*374*	747
122.—Matches makers and sellers	2,126	283	*636*	1,207	2,555	278	*569*	1,708
123.—Lamp and lantern makers and sellers	123	19	*29*	75	120	16	*38*	66
124.—Gas workers, Gas Company managers, &c.	...	...	...	...	3	1	...	2
Total Group 20 ...	281,021	40,340	*77,313*	163,368	291,729	43,724	*73,336*	174,669
Group 21.—Fuel and forage.								
125.—Firewood and grass gatherers and sellers	14,250	2,188	*4,681*	7,381	24,958	2,740	*5,340*	16,878
126.—Firewood contractors and dealers ...	4,804	766	*1,398*	2,640	7,283	867	*1,796*	4,620
127.—Coal miners, &c.	19,986	1,776	*3,669*	14,548	11,024	1,759	*3,135*	6,130
128.—Coal dealers, brokers, Coal Company managers, &c.	393	55	*108*	230	360	64	*95*	201
128—A.—Pitch sellers	...	...	...	...	...	...	...	...

This content downloaded from
14.194.219.90 on Fri, 09 Feb 2024 06:46:19 +00:00
All use subject to https://about.jstor.org/terms

TION BY AGE—*continued.*

FEUDATORY STATES.

TOTAL.				MALES.				FEMALES.			
Total.	AGES.			Total.	AGES.			Total.	AGES.		
	0—4 years.	5—14 years.	15 years and over.		0—4 years.	5—14 years.	15 years and over.		0—4 years.	5—14 years.	15 years and over.
...	...	...	...	...	...	...	...	...	...	...	...
5,568	768	*1,548*	3,252	2,841	378	*813*	1,650	2,727	390	*735*	1,602
1,338	213	*382*	741	670	98	*197*	375	668	115	*185*	368
...	...	...	...	...	...	...	...	...	...	...	...
...	...	...	...	...	...	...	...	...	...	...	...
...	...	...	...	...	...	...	...	...	...	...	...
51	6	*12*	33	28	3	*7*	18	23	3	*5*	15
414	50	*106*	258	249	26	*60*	163	165	24	*46*	95
4,698	600	*1,181*	3,115	2,655	274	*588*	1,673	2,341	306	*593*	1,442
...	...	...	...	...	...	...	...	...	...	...	...
...	...	...	...	...	...	...	...	...	...	...	...
2,726	283	*580*	1,863	1,283	137	*267*	879	1,443	146	*313*	984
3,364	403	*691*	2,270	1,229	191	*287*	751	2,135	212	*404*	1,519
3,955	530	*902*	2,517	1,759	257	*429*	1,073	2,196	279	*473*	1,444
92	10	*18*	64	45	4	*9*	32	47	6	*9*	32
77	9	*13*	55	46	5	*7*	34	31	4	*6*	21
22,479	2,878	*5,433*	14,168	10,705	1,333	*2,664*	6,648	11,774	1,485	*2,769*	7,520
84,684	11,260	*22,940*	50,484	40,614	5,460	*11,328*	23,826	44,050	5,800	*11,612*	26,638
13,202	1,727	*3,420*	8,055	6,597	862	*1,780*	3,955	6,605	865	*1,640*	4,100
2,488	290	*614*	1,614	1,160	128	*293*	739	1,328	132	*321*	875
1	...	...	1	1	...	...	1	...	...	...	...
...	...	...	...	...	...	...	...	...	...	...	...
...	...	...	...	...	...	...	...	...	...	...	...
49	7	*11*	31	28	3	*5*	20	21	4	*6*	11
...	...	...	...	...	...	...	...	...	...	...	...
...	...	...	...	...	...	...	...	...	...	...	...
...	...	...	...	...	...	...	...	...	...	...	...
15,740	1,994	*4,045*	9,701	7,786	993	*2,078*	4,715	7,954	1,001	*1,967*	4,986
1,537	184	*544*	809	665	82	*258*	325	872	102	*286*	484
258	26	*69*	163	94	11	*31*	52	164	15	*38*	111
...	...	...	...	...	...	...	...	...	...	...	...
10	3	3	4	5	2	1	2	5	1	2	2
...	...	...	...	...	...	...	...	...	...	...	...

This content downloaded from
14.194.219.90 on Fri, 09 Feb 2024 06:46:19 +00:00
All use subject to https://about.jstor.org/terms

TABLE XVII—A.—OCCUPA

BRITISH

Occupation, class, and order.	Provincial Total.				
	Total.	Ages.			Total.
		0—4 years.	5—14 years.	15 years and over.	
CLASS D—*continued.*					
***ORDER VIII*—concluded.**					
Group 21—*concluded.*					
129.—Charcoal burners and dealers ...	5,977	766	*1,371*	3,840	322
130.—Cowdung-fuel preparers and sellers	46,813	3,591	*11,480*	31,742	1,385
131.—Hay, &c., contractors and sellers ...	3,158	401	*742*	1,952	1,164
Total Group 21 ...	151,371	16,282	*36,343*	98,746	9,409
Total Order VIII ...	759,337	104,722	*194,925*	459,690	26,387
ORDER IX.—BUILDINGS.					
Group 22.—Building materials.					
132.—Brick and tile burners and sellers ...	13,157	1,360	*2,631*	9,166	1,966
133.—Lime and shell burners and sellers ...	28,607	3,575	*6,813*	18,219	2,196
134.—Stone quarry owners, contractors and marble dealers	8	...	*4*	4	6
135.—Thatch dealers and thatchers	53,051	7,743	*12,972*	32,336	4,436
Total Group 22 ...	94,823	12,678	*22,420*	59,725	8,604
Group 23.—Artificers in buildings.					
136.—Building contractors	89	6	*9*	74	62
137.—Stone and marble workers	8,013	1,061	*2,114*	4,838	573
138.—Masons	90,323	11,788	*20,560*	57,975	22,231
139.—Builders and joiners	2,957	443	*762*	1,752	.....
140.—Plasterers and house painters ...	2,779	259	*479*	2,049	1,438
141.—Mud wall and roof builders	5,094	473	*983*	3,639	2,196
142.—Plumbers and glaziers	160	27	*33*	100	83
Total Group 23	109,415	14,057	*24,932*	70,426	26,583
Total Order IX ...	204,238	26,735	*47,352*	130,151	35,187
ORDER X.—VEHICLES AND VESSELS.					
Group 24.—Railway plant.					
144.—Railway mechanics, fitters, boiler makers, &c.	1,252	105	*236*	860	380
145.—Permanent-way Inspectors, Foremen, platelayers, &c.	92	8	*20*	64	27
Total Group 24 ...	1,344	104	*256*	924	407
Group 25.—Carts, carriages, &c.					
146.—Cart and carriage makers and sellers	8,754	1,158	*2,183*	5,413	778
147.—Palki, dandi, rickshaw, &c. makers and sellers	356	48	*89*	219	101
Total Group 25 ...	9,110	1,206	*2,272*	5,632	879

This content downloaded from
14.194.219.90 on Fri, 09 Feb 2024 06:46:19 +00:00
All use subject to https://about.jstor.org/terms

TION BY AGE—*continued.*

TERRITORY.

Town.

MALES.				FEMALES.		
Ages.			Total.	Ages.		
0—4 years.	5—14 years.	15 years and over.		0—4 years.	5—14 years.	15 years and over.
33	69	220	248	38	65	155
178	330	877	2,450	212	350	1,888
138	203	823	674	99	163	419
935	1,892	6,582	9,198	1,009	1,613	6,377
3,106	5,770	17,511	27,437	3,214	5,868	18,355
199	357	1,410	1,469	203	377	889
160	347	1,689	2,152	193	328	1,611
...	3	3	2	...	1	1
494	877	3,065	3,020	467	919	1,841
853	1,584	6,167	6,623	863	1,418	4,342
2	3	57	27	4	6	17
34	78	461	355	43	89	224
2,393	4,233	15,606	16,508	2,445	3,810	10,253
...	...	...	...	...	...	...
65	126	1,247	639	90	179	377
102	270	1,824	911	118	224	569
9	10	64	77	18	23	36
2,605	4,719	19,259	18,517	2,717	4,324	11,476
3,458	6,303	25,426	25,140	3,580	5,742	15,818
40	59	231	208	34	59	122
1	7	19	22	3	4	15
41	66	300	230	37	63	137
67	139	572	406	62	113	231
6	21	74	37	2	5	36
73	160	646	443	64	118	261

2 G 4

This content downloaded from
14.194.219.90 on Fri, 09 Feb 2024 06:46:19 +00:00
All use subject to https://about.jstor.org/terms

TABLE XVII—A.—OCCUPA

Occupation, Class, and Order.	BRITISH TERRITORY—*concluded.* Country.							
	MALES.				FEMALES.			
	Total.	Ages.			Total.	Ages.		
		0—4 years.	5—14 years.	15 years and over.		0—4 years.	5—14 years.	15 years and over.
CLASS D—*continued.*								
ORDER VIII—concluded.								
Group 21—*concluded.*								
129.—Charcoal burners and dealers ...	2,602	328	*659*	1,615	2,805	367	*588*	1,850
130.—Cowdung-fuel preparers and sellers	8,642	1,411	*3,318*	3,913	34,336	1,790	*7,482*	25,064
131.—Hay, &c., contractors and sellers ...	660	117	*194*	349	660	110	*182*	368
Total Group 21 ...	51,337	6,641	*14,020*	30,676	81,426	7,697	*18,618*	55,111
Total Order VIII ...	332,358	46,981	*91,333*	194,044	373,155	51,421	*91,954*	229,780
ORDER IX.—BUILDINGS.								
Group 22.—Building materials.								
132.—Brick and tile burners and sellers ...	6,066	455	*1,126*	4,485	3,656	503	*771*	2,382
133.—Lime and shell burners and sellers ...	11,806	1,591	*3,242*	6,973	12,473	1,631	*2,896*	7,946
134.—Stone quarry owners, contractors, and marble dealers	...	...	...	...	...	...	...	...
135.—Thatch dealers and thatchers	22,365	3,281	*5,570*	13,514	23,230	3,501	*5,813*	13,916
Total Group 22 ...	40,237	5,327	*9,938*	24,972	39,359	5,635	*9,480*	24,244
Group 23.—Artificers in buildings.								
136.—Building contractors	...	...	...	...	...	...	...	...
137.—Stone and marble workers	3,893	519	*1,045*	2,329	3,192	466	*902*	1,824
138.—Masons	27,934	3,476	*6,987*	17,471	23,650	3,474	*5,531*	14,645
139.—Builders and joiners	1,525	207	*372*	946	1,432	236	*390*	806
140.—Plasterers and house painters ...	382	51	*103*	228	320	53	*71*	196
141.—Mud wall and roof builders	1,189	126	*299*	764	796	127	*189*	482
142.—Plumbers and glaziers	...	...	...	...	...	...	...	...
Total Group 23 ...	34,923	4,379	*8,806*	21,738	29,392	4,356	*7,083*	17,953
Total Order IX ...	75,160	9,706	*18,744*	46,710	68,751	9,991	*16,563*	42,197
ORDER X.—VEHICLES AND VESSELS.								
Group 24.—Railway plants.								
144.—Railway mechanics, fitters, boiler makers, &c.	403	42	*67*	294	261	40	*58*	163
5.—Permanent-way Inspectors, Foremen, platelayers, &c.	22	2	*4*	16	21	2	*5*	14
Total Group 24 ...	425	44	*71*	310	282	42	*63*	177
Group 25.—Carts, carriages, &c.								
146.—Cart and carriage makers and sellers	4,433	533	*1,129*	2,771	3,137	496	*802*	1,839
147.—Palki, dandi, rickshaw, &c., makers and sellers	107	19	*27*	61	111	21	*36*	54
Total Group 25 ...	4,540	552	*1,156*	2,832	3,248	517	*838*	1,893

This content downloaded from
14.194.219.90 on Fri, 09 Feb 2024 06:46:19 +00:00
All use subject to https://about.jstor.org/terms

TION BY AGE—*continued.*

FEUDATORY STATES.

TOTAL.				MALES.				FEMALES.			
Total.	Ages.			Total.	Ages.			Total.	Ages.		
	0—4 years.	5—14 years.	15 years and over.		0—4 years.	5—14 years.	15 years and over.		0—4 years.	5—14 years.	15 years and over.
393	56	109	228	212	28	59	125	181	28	50	103
57	4	8	45	17	2	3	12	40	2	6	32
...	...	...	...	...	...	...	...	...	...	...	...
2,255	273	733	1,249	993	125	359	516	1,262	148	382	732
17,995	2,267	4,778	10,950	8,779	1,118	2,430	5,231	9,216	1,149	2,349	5,718
281	19	47	195	189	9	32	158	92	10	15	37
816	118	207	491	442	62	118	262	374	56	89	229
...	...	...	...	...	...	...	...	...	...	...	...
779	117	154	508	381	55	78	248	398	62	76	260
1,856	254	408	1,194	1,022	126	228	668	834	128	180	526
...	...	...	...	...	...	...	...	...	...	...	...
1,013	131	268	614	502	58	122	322	511	73	146	292
686	89	173	424	375	40	93	242	311	49	80	182
215	36	59	120	113	17	29	67	102	19	30	53
...	...	...	...	...	...	...	...	...	...	...	...
17	1	7	9	13	...	6	7	4	1	1	2
4	1	...	3	1	...	...	1	3	1	...	2
1,935	258	507	1,170	1,004	115	250	639	931	143	257	531
3,791	512	915	2,364	2,026	241	478	1,307	1,765	271	437	1,057
6	3	...	3	3	2	...	1	3	1	...	2
...	...	...	...	...	...	...	...	...	...	...	...
6	3	...	3	3	2	...	1	3	1	...	2
497	55	132	310	300	26	76	198	197	29	56	112
...	...	...	...	...	...	...	...	...	...	...	...
497	55	132	310	300	26	76	198	197	29	56	112

This content downloaded from
14.194.219.90 on Fri, 09 Feb 2024 06:46:19 +00:00
All use subject to https://about.jstor.org/terms

TABLE XVII—A.—OCCUPA

BRITISH

Occupation, class, and order.	Provincial Total.				
	Total.	Ages.			Total.
		0—4 years.	5—14 years.	15 years and over.	
CLASS D—*continued.*					
ORDER X—*continued.*					
Group 26.—Ships and Boats.					
148.—Shipwrights, boat builders, &c. ...	31,358	4,788	*8,125*	18,445	495
149.—Boat and ship painters, tarrers, &c.	25	5	*5*	15	.....
150.—Sail makers	98	26	*17*	55	...
151.—Wicker boat-makers, canoe diggers, &c.	25	3	*5*	17	10
152.—Ship chandlers and marine store dealers	...	...	...	...	...
Total Group 26 ...	31,504	4,820	*8,152*	18,532	505
Total Order X ...	41,958	6,190	*10,680*	23,088	1,791
ORDER XI.—SUPPLEMENTARY REQUIREMENTS.					
Group 27.—Paper, &c.					
153.—Paper makers and sellers and paper-leaf binders	2,666	336	*270*	1,628	600
154.—Stationers	52,833	7,223	*13,028*	32,582	7,504
155.—Waste paper and rag dealers	105	13	*30*	62	...
Total Group 27 ...	55,604	7,572	*13,760*	34,272	8,104
Group 28.—Books and prints, &c.					
157.—Press proprietors, lithographers, and printers	13,956	874	*1,541*	11,541	2,061
158.—Book binders	8,765	957	*1,893*	5,916	3,678
159.—Book sellers and publishers	2,970	395	*694*	1,881	1,074
160.—Newspaper proprietors and managers...	7	...	...	7	...
161.—News agents, book and newspaper sellers, &c.	35	1	*7*	27	17
162.—Print and picture dealers	286	29	*64*	193	114
Total Group 28 ...	26,019	2,256	*4,198*	19,565	13,944
Group 29.—Watches, clocks, and scientific instruments.					
163.—Watch and clock makers and sellers	2,710	310	*564*	1,836	1,259
164.—Opticians	18	2	*7*	9	3
165.—Surgical instrument makers and sellers	...	...	...	...	...
166.—Photographic apparatus dealers ...	...	...	...	...	...
167.—Other scientific instrument makers and sellers	1	...	...	1	1
Total Group 29 ...	2,729	312	*571*	1,846	1,263
Group 30.—Carving, engraving, &c.					
170.—Ivory carvers	20	4	*3*	13	...
172.—Turners and lacquerers	374	60	*95*	219	...
173.—Die-sinkers and sellers	282	20	*28*	214	137

This content downloaded from
14.194.219.90 on Fri, 09 Feb 2024 06:46:19 +00:00
All use subject to https://about.jstor.org/terms

TION BY AGE—*continued.*

TERRITORY.

Town.

MALES.				FEMALES.		
Ages.			Total.	Ages.		
0—4 years.	5—14 years.	15 years and over.		0—4 years.	5—14 years.	15 years and over.
70	135	290	521	65	113	343
...	...	...	...	...	...	...
...	...	...	...	...	...	...
1	1	8	8	1	2	5
...	...	...	...	...	...	...
71	136	298	529	66	115	348
185	363	1,244	1,202	167	289	746
38	123	439	292	41	48	203
791	1,619	5,094	6,429	902	1,456	4,071
...	...	...	1	...	...	1
829	1,742	5,533	6,722	943	1,504	4,275
559	985	7,517	3,651	131	227	3,293
233	559	2,893	1,911	263	494	1,154
127	226	721	755	109	165	481
...	...	...	...	...	...	...
...	3	14	1	...	...	1
6	21	87	88	14	17	57
925	1,787	11,232	6,406	517	903	4,986
103	204	952	1,038	144	233	661
...	1	2	...	...	...	...
...	...	...	...	...	...	...
...	...	...	...	...	...	...
...	...	1	...	...	...	...
103	205	955	1,038	144	233	661
...	...	...	...	...	...	...
...	...	...	...	...	...	...
3	9	125	71	7	6	58

This content downloaded from
14.194.219.90 on Fri, 09 Feb 2024 06:46:19 +00:00
All use subject to https://about.jstor.org/terms

TABLE XVII—A.—OCCUPA

BRITISH TERRITORY—*concluded.*

Country.

Occupation, Class, and Order.	Males.				Females.			
	Total.	Ages.			Total.	Ages.		
		0—4 years.	5—14 years.	15 years and over.		0—4 years.	5—14 years.	15 years and over.
CLASS D—*continued.*								
ORDER X—continued.								
Group 26.—Ships and Boats.								
148.—Shipwrights, boat builders, &c. ...	16,647	2,455	*4,345*	9,847	13,893	2,196	*3,532*	7,965
149.—Boat and ship painters, tarrers, &c.	13	4	*3*	6	12	1	*2*	9
150.—Sail makers	47	14	*6*	27	51	12	*11*	28
151.—Wicker boat makers, canoe diggers, &c.	4	...	*1*	3	3	1	*1*	1
152.—Ship chandlers and marine store dealers	...	...	...	...	...	...	...	...
Total Group 26 ...	16,711	2,473	*4,355*	9,883	13,759	2,210	*3,546*	8,003
Total Order X ...	21,676	3,060	*5,582*	13,025	17,289	2,769	*4,447*	10,073
ORDER XI.—SUPPLEMENTARY REQUIREMENTS.								
Group 27.—Paper, &c.								
153.—Paper-makers and sellers and palm-leaf binders	887	130	*256*	501	887	127	*275*	485
154.—Stationers	19,627	2,779	*5,309*	11,739	19,073	2,751	*4,644*	11,678
155.—Waste paper and rag dealers	55	5	*20*	30	49	8	*10*	31
Total Group 27 ...	20,769	2,914	*5,585*	12,270	20,009	2,886	*4,929*	12,194
Group 28.—Books and prints, &c.								
157.—Press proprietors, lithographers and printers	586	82	*152*	352	658	102	*177*	379
158.—Book binders	1,459	204	*416*	839	1,717	257	*430*	1,030
159.—Book-sellers and publishers	571	78	*148*	345	570	81	*155*	334
160.—Newspaper proprietors and managers	4	...	...	4	3	...	...	3
161.—News agents, book and newspaper sellers, &c.	5	...	*1*	4	12	1	*3*	8
162.—Print and picture dealers	55	5	*14*	36	29	4	*12*	13
Total Group 28 ...	2,680	369	*731*	1,580	2,989	445	*777*	1,767
Group 29.—Watches, clocks, and scientific instruments.								
163.—Watch and clock makers and sellers	209	31	*68*	110	204	32	*59*	113
164.—Opticians	6	...	*2*	4	9	2	*4*	3
165.—Surgical instrument makers and sellers	...	...	...	...	...	...	...	...
166.—Photographic apparatus dealers ...	...	...	...	...	...	...	...	...
167.—Other scientific instrument makers and sellers	...	...	...	...	...	...	...	...
Total Group 29 ...	215	31	*70*	114	213	34	*63*	116
Group 30.—Carving, engraving, &c.								
170.—Ivory carvers	13	2	*2*	9	7	2	*1*	4
172.—Turners and lacquerers	199	29	*51*	119	175	31	*44*	100
173.—Die-sinkers and sellers	23	3	*6*	14	31	7	*7*	17

This content downloaded from
14.194.219.90 on Fri, 09 Feb 2024 06:46:19 +00:00
All use subject to https://about.jstor.org/terms

TION BY AGE—*continued.*

FEUDATORY STATES.

TOTAL.				MALES.				FEMALES.			
Total.	AGES.			Total.	AGES.			Total.	AGES.		
	0—4 years.	5—14 years.	15 years and over.		0—4 years.	5—14 years.	15 years and over.		0—4 years.	5—14 years.	15 years and over.
68	9	14	35	40	4	8	28	18	5	6	7
...	...	...	...	...	...	...	...	...	...	...	...
...	...	...	...	...	...	...	...	...	...	...	...
...	...	...	...	...	...	...	...	...	...	...	...
...	...	...	...	...	...	...	...	...	...	...	...
68	9	14	35	40	4	8	28	18	5	6	7
561	67	146	348	343	33	84	227	218	35	62	121
170	19	51	100	83	9	26	48	87	10	25	52
573	55	121	397	367	24	77	266	206	31	44	131
...	...	...	...	...	...	...	...	...	...	...	...
743	74	172	497	450	33	103	314	293	41	69	183
80	8	15	57	51	1	9	41	29	7	6	16
237	18	60	159	135	8	26	101	102	10	34	58
34	3	10	21	16	1	5	10	18	2	5	11
...	...	...	...	...	...	...	...	...	...	...	...
...	...	...	...	...	...	...	...	...	...	...	...
...	...	...	...	...	...	...	...	...	...	...	...
351	29	85	237	202	10	40	152	149	19	45	85
12	2	1	9	7	1	...	6	5	1	1	3
...	...	...	...	...	...	...	...	...	...	...	...
...	...	...	...	...	...	...	...	...	...	...	...
...	...	...	...	...	...	...	...	...	...	...	...
...	...	...	...	...	...	...	...	...	...	...	...
12	2	1	9	7	1	...	6	5	1	1	3
...	...	...	...	...	...	...	...	...	...	...	...
...	...	...	...	...	...	...	...	...	...	...	...
...	...	...	...	...	...	...	...	...	...	...	...

This content downloaded from
14.194.219.90 on Fri, 09 Feb 2024 06:46:19 +00:00
All use subject to https://about.jstor.org/terms

TABLE XVII—A.—OCCUPA

BRITISH

Occupation, class, and order.	Provincial Total.				
	Total.	Ages.			Total.
		0—4 years.	5—14 years.	15 years and over.	
CLASS D—*continued.*					
***ORDER XI*—continued.**					
Group 30—*concluded.*					
174.—Type-founders	82	9	25	48	38
175.—Mica, flint, and talc workers and sellers	408	45	111	252	...
Total Group 30 ...	1,146	138	263	746	173
Group 31.—Toys, curiosities, &c.					
177.—Toy, kite, and cage makers and sellers	2,128	272	521	1,333	555
178.—Hukka-stem makers and sellers ...	7,772	1,020	1,779	4,973	1,462
Total Group 31 ...	9,898	1,292	2,300	6,306	2017
Group 32.—Music and Musical Instruments.					
183.—Music and musical instrument dealers, &c.	1,863	256	463	1,144	450
184.—Conch-dealers, drum and horn makers, &c.	12,885	1,812	3,118	7,955	876
Total Group 32 ...	14,748	2,068	3,581	9,099	1,326
Group 33.—Necklaces, Bracelets, beads, sacred threads, &c.					
185.—Bangle makers and sellers in lac ...	20,729	2,928	5,384	12,417	1,563
186.—Bangle makers and sellers in stone ...	44	8	10	26	7
187.—Bangle makers and sellers in wood and bone	7,970	1,066	1,807	5,097	86
188.—Bangle makers and sellers in clay ...	198	22	51	125	18
189.—Bangle makers and sellers in glass ...	3,675	530	972	2,173	414
189—A.—Bangle makers (unspecified) ...	30,005	4,238	7,931	17,841	1,731
190.—Bangle fitters	44	4	8	32	1
191.—Imitation and pewter jewellery makers and sellers	2,250	263	466	1,521	512
192.—Bead makers and sellers	13,744	1,732	3,125	8,887	383
193.—Rosary and necklace makers and sellers	10,699	1,645	2,727	6,327	1,341
194.—Flower garland makers and sellers	28,327	3,726	7,279	17,322	1,843
195.—Artificial flower and caste mark spangle makers and sellers	7,129	910	1,719	4,509	1,070
196.—Sacred thread makers and sellers ...	1,303	96	245	962	29
Total Group 33 ...	126,117	17,163	31,724	77,230	8,798
Group 34.—Furniture.					
197.—Upholsterers	2	1	...	1	...
198.—Furniture makers	1,755	162	330	1,263	824
199.—Frame makers	30	4	10	16	13
200.—Looking glass makers and sellers ...	435	53	101	282	59
Total Group 34 ...	2,222	219	441	1,562	896

This content downloaded from
14.194.219.90 on Fri, 09 Feb 2024 06:46:19 +00:00
All use subject to https://about.jstor.org/terms

TION BY AGE—*continued.*

TERRITORY.

Town.

MALES.				FEMALES.		
Ages.			Total.	Ages.		
0—4 years.	5—14 years.	15 years and over.		0—4 years.	5—14 years.	15 years and over.
7	11	18	40	2	12	26
...	...	...	...	...	...	...
10	20	143	111	9	18	84
63	139	353	584	70	108	406
190	313	959	1,551	184	343	1,024
253	452	1,312	2,135	254	451	1,430
42	76	332	218	40	56	122
117	230	529	822	134	202	486
159	306	861	1,040	174	258	608
203	361	1,000	1,003	143	199	661
1	3	3	...	...	...	...
10	19	57	162	15	42	105
...	2	16	68	13	22	33
58	90	266	262	46	55	161
207	463	1,061	2,071	254	451	1,366
...	1	...	...	...	...	...
50	109	353	434	51	66	317
50	76	257	432	52	79	301
163	326	852	1,253	180	259	821
196	338	1,109	1,387	194	263	930
100	185	785	1,029	118	220	691
4	6	19	34	1	5	28
1,041	1,979	5,778	8,135	1,067	1,654	5,414
...	...	...	...	...	...	...
28	77	719	284	43	95	146
1	4	8	7	1	3	3
7	13	39	45	4	13	28
36	94	766	336	48	111	177

This content downloaded from
14.194.219.90 on Fri, 09 Feb 2024 06:46:19 +00:00
All use subject to https://about.jstor.org/terms

Occupation, Class, and Order.	BRITISH TERRITORY—*concluded.* Country.							
	Males.				Females.			
	Total.	Ages.			Total.	Ages.		
		0—4 years.	5—14 years.	15 years and over.		0—4 years.	5—14 years.	15 years and over.
CLASS D—*continued.*								
***ORDER XI*—continued.**								
Group 30—*concluded.*								
174.—Type-founders	3	...	*1*	2	3	...	*1*	2
175.—Mica, flint, and talc workers and sellers	256	23	*69*	165	152	23	*42*	87
Total Group 30 ...	494	50	*129*	309	368	63	*95*	210
Group 31.—Toys, curiosities, &c.								
177.—Toy, kite and cage makers and sellers	504	71	*145*	288	483	68	*129*	286
178.—Hukka-stem makers and sellers ...	2,476	311	*554*	1,611	2,283	3 5	*569*	1,379
Total Group 31 ...	2,980	382	*699*	1,899	2,766	403	*698*	1,665
Group 32.—Music and Musical Instruments.								
183.—Music and musical instrument dealers, &c.	582	84	*166*	332	613	90	*165*	358
184.—Conch-dealers, drum and horn makers, &c.	5,817	751	*1,403*	3,663	5,370	810	*1,283*	3,277
Total Group 32 ...	6,399	835	*1,569*	3,995	5,983	900	*1,448*	3,635
Group 33.—Necklaces, Bracelets beads, sacred threads, &c.								
185.—Bangle makers and sellers in lac ...	8,735	1,183	*2,523*	5,029	9,428	1,400	*2,301*	5,727
186.—Bangle makers and sellers in stone ...	16	3	*4*	9	21	4	*3*	14
187.—Bangle makers and sellers in wood and bone	3,794	509	*940*	2,345	3,928	532	*806*	2,590
188.—Bangle makers and sellers in clay ...	58	4	*15*	39	54	5	*12*	37
189.—Bangle makers and sellers in glass ...	1,954	276	*571*	1,107	1,045	150	*256*	639
189—A.—Bangle makers (unspecified) ...	13,092	1,747	*3,643*	7,702	13,111	2,025	*3,374*	7,712
190.—Bangle fitters	11	2	*3*	6	32	2	*4*	6
191.—Imitation and pewter jewellery makers and sellers	647	77	*158*	412	657	85	*133*	439
192.—Bead makers and sellers	6,307	793	*1,531*	3,983	6,622	837	*1,439*	4,346
193.—Rosary and necklace makers and sellers	3,724	608	*1,064*	2,052	4,381	694	*1,085*	2,602
194.—Flower garland makers and sellers	12,385	1,604	*3,596*	7,185	12,912	1,732	*3,082*	8,098
195.—Artificial flower and caste mark spangle makers and sellers	2,430	335	*643*	1,452	2,600	357	*671*	1,572
196.—Sacred thread makers and sellers ..	255	48	*58*	149	985	43	*176*	766
Total Group 33 ...	53,408	7,189	*14,749*	31,470	55,776	7,866	*13,342*	34,568
Group 34.—Furniture.								
197.—Upholsterers	2	1	... ...	1	...	...	...	... ...
198.—Furniture makers	320	46	*65*	209	327	45	*93*	189
199.—Frame makers	6	1	*1*	4	4	1	*2*	1
200.—Looking-glass makers and sellers ...	156	18	*39*	99	175	23	*36*	116
Total Group 34 ...	484	66	*105*	313	506	69	*131*	306

This content downloaded from
14.194.219.90 on Fri, 09 Feb 2024 06:46:19 +00:00
All use subject to https://about.jstor.org/terms

TION BY AGE—*continued.*

FEUDATORY STATES.

TOTAL.				MALES.				FEMALES.			
Total.	AGES.			Total.	AGES.			Total.	AGES.		
	0—4 years.	5—14 years.	15 years and over.		0—4 years.	5—14 years.	15 years and over.		0—4 years.	5—14 years.	15 years and over.
...	...	...	...	...	...	...	...	...	...	...	...
...	...	...	...	...	...	...	...	...	...	...	...
...	...	...	...	...	...	...	...	...	...	...	...
13	2	5	6	5	1	2	2	8	1	3	4
55	11	11	33	24	4	3	17	31	7	8	16
68	13	16	39	29	5	5	19	39	8	11	20
18	...	5	13	6	...	2	4	12	...	3	9
545	91	159	295	303	46	85	172	242	45	74	123
563	91	164	308	309	46	87	176	254	45	77	132
19	2	2	15	9	1	1	7	10	1	1	8
...	...	...	...	...	...	...	...	...	...	...	...
216	24	50	142	88	10	21	57	128	14	29	85
...	...	...	...	...	...	...	...	...	...	...	...
2	...	1	1	2	...	1	1	...	...	...	...
474	71	144	259	224	33	68	123	250	38	76	136
...	...	...	...	...	...	...	...	...	...	...	...
17	3	4	10	8	2	2	4	9	1	2	6
593	93	138	362	271	34	60	177	322	28	78	216
...	...	...	...	...	...	...	...	...	...	...	...
236	30	60	146	115	14	31	70	121	16	29	76
23	5	10	8	12	3	4	5	11	2	6	3
...	...	...	...	...	...	...	...	...	...	...	...
1,580	197	409	974	729	97	188	444	851	100	221	530
...	...	...	...	...	...	...	...	...	...	...	...
...	...	...	...	...	...	...	...	...	...	...	...
...	...	...	...	...	...	...	...	...	...	...	...
...	...	...	...	...	...	...	...	...	...	...	...
...	...	...	...	...	...	...	...	...	...	...	...

This content downloaded from
14.194.219.90 on Fri, 09 Feb 2024 06:46:19 +00:00
All use subject to https://about.jstor.org/terms

TABLE XVII—A.—OCCUPA

§ BRITISH

Occupation, class, and order.	Provincial Total.				
	Total.	Ages.			Total.
		0—4 years.	5—14 years.	15 years and over.	
CLASS D—*continued.*					
ORDER XI—concluded.					
Group 35.—Harness.					
201.—Saddlery and harness makers and sellers	364	48	71	245	206
202—Saddle cloth makers and sellers	37	4	13	20	...
203.—Whip and goad makers and sellers	64	9	25	30	1
Total Group 35	465	61	109	295	207
Group 36.—Tools and Machinery.					
204.—Knife and tool makers and sellers	14,659	1,977	3,667	9,215	127
204.—A.—Plough makers and sellers	22,913	3,522	6,290	13,101	101
205.—Knife and tool grinders	40	3	10	27	5
206.—Looms and loom-comb makers and sellers	194	25	55	114	...
207.—Mechanics (not railway)	14,752	1,458	2,868	10,426	5,624
208.—Machinery makers and sellers	154	28	28	98	6
Total Group 36	52,912	7,013	12,918	32,981	5,863
Group 37.—Arms and Ammunition.					
209.—Gun makers and sellers	1,193	132	254	807	534
210.—Ammunition and cap dealers	30	5	8	17	...
211.—Gun-powder makers and sellers	651	95	180	376	180
212.—Fire-work makers and sellers	3,362	441	819	2,102	788
213.—Sword and scabbard makers and sellers	71	9	15	47	15
215.—Bow and arrow makers and sellers	37	6	10	21	...
216.—Cudgel makers and sellers	391	64	108	219	9
Total Group 37	5,735	752	1,394	3,589	1,524
Total Order XI	297,595	38,846	71,258	187,491	44,115
ORDER XII.					
Group 38.—Wool and fur.					
217.—Carpet-weavers and dealers	371	31	101	239	97
218.—Shawl-weavers and sellers	864	98	178	588	308
219.—Felt and pashm workers and sellers	40	12	7	21	...
220.—Blanket weavers and sellers	35,080	4,954	9,372	20,734	1,251
221.—Woollen cloth manufacturers and dealers	8,422	713	1,321	6,388	5,522
222.—Woollen-yarn spinners and sellers	94	16	21	57	...
225.—Fur dealers	81	6	26	49	1
Total Group 38	44,932	5,830	11,026	28,076	7,179

This content downloaded from
14.194.219.90 on Fri, 09 Feb 2024 06:46:19 +00:00
All use subject to https://about.jstor.org/terms

TION BY AGE—*continued.*

TERRITORY.

Town.

MALES.				FEMALES.		
Ages.			Total.	Ages.		
0—4 years.	5—14 years.	15 years and over.		0—4 years.	5—14 years.	15 years and over.
13	23	17	132	29	49	61
...	...	...	...	...	...	...
...	...	1	...	...	...	...
13	23	171	132	29	49	61
6	35	86	114	14	34	66
11	24	66	53	13	25	15
...	1	4	8	1	1	6
...	...	...	...	...	...	...
338	647	4,639	3,220	389	665	2,166
...	...	6	4	...	...	4
355	707	4,801	3,399	417	735	2,257
29	81	424	373	56	95	222
...	...	...	...	...	...	...
25	54	101	168	22	50	96
82	179	525	643	90	164	389
2	4	9	14	4	4	6
...	...	...	8	3	2	3
1	3	5	14	2	5	7
139	321	1,064	1,220	177	320	723
3,863	7,636	32,616	30,674	3,779	6,219	20,676
4	20	73	30	2	13	15
25	57	226	197	29	48	120
...	...	...	...	...	...	...
194	359	698	1,566	211	404	951
292	585	4,645	2,251	321	539	1,391
...	...	...	1	...	...	1
...	...	1	2	...	...	2
515	1,021	5,643	4,047	563	1,004	2,480

This content downloaded from
14.194.219.90 on Fri, 09 Feb 2024 06:46:19 +00:00
All use subject to https://about.jstor.org/terms

TABLE XVII—A.—OCCUPA

Occupation, Class, and Order.	BRITISH TERRITORY—*concluded.* Country.							
	MALES.				FEMALES.			
	Total.	Ages.			Total.	Ages.		
		0—4 years.	5—14 years.	15 years and over.		0—4 years.	5—14 years.	15 years and over.
CLASS D—*continued.*								
ORDER XI—*concluded.*								
Group 35.—Harness.								
201.—Saddlery and harness makers and sellers	17	4	3	10	9	2	3	4
202.—Saddle cloth makers and sellers	22	3	9	10	15	1	4	10
203.—Whip and goad makers and sellers	36	5	15	16	27	4	10	13
Total Group 35	75	12	27	36	51	7	17	27
Group 36.—Tools and Machinery.								
204.—Knife and tool makers and sellers	7,986	1,029	1,880	5,077	6,832	928	1,718	3,986
204.A.—Plough makers and sellers	12,470	1,746	3,400	7,324	10,289	1,753	2,841	5,696
205.—Knife and tool grinders	12	...	6	6	15	2	2	11
206.—Looms and loom comb makers and sellers	99	12	27	60	95	13	28	54
207.—Mechanics (not railway)	3,427	362	926	2,139	2,481	369	630	1,482
208.—Machinery makers and sellers	79	15	11	53	65	13	17	35
Total Group 36	24,073	3,164	6,250	14,659	19,577	3,077	5,236	11,264
Group 37.—Arms and Ammunition.								
209.—Gun makers and sellers	156	24	42	90	130	23	36	71
210.—Ammunition and cap dealers	14	2	4	8	18	3	4	9
211.—Gun-powder makers and sellers	173	23	48	102	130	25	28	77
212.—Fire-work makers and sellers	941	119	247	575	992	150	229	613
213.—Sword and scabbard makers and sellers	17	...	3	14	25	3	4	18
215.—Bow and arrow makers and sellers	18	1	7	10	11	2	1	8
16.—Cudgel makers and sellers	190	32	46	112	178	29	54	95
Total Group 37	1,509	201	397	911	1,482	235	356	891
Total Order XI	113,088	15,219	30,311	67,556	109,720	15,985	27,092	66,643
ORDER XII.								
Group 38.—Wool and fur.								
217.—Carpet weavers and dealers	118	12	28	78	126	13	40	73
218.—Shawl weavers and sellers	223	21	36	166	136	23	37	76
219.—Felt and pashm workers and sellers	23	5	4	14	17	7	3	7
220.—Blanket weavers and sellers	16,180	2,302	4,596	9,282	16,083	2,247	4,013	9,823
221.—Woollen cloth manufacturers and dealers	356	53	108	195	293	47	89	157
222.—Woollen-yarn spinners and sellers	50	9	11	30	43	7	10	26
223.—Fur dealers	49	...	17	32	29	6	9	14
Total Group 38	16,979	2,402	4,800	9,777	16,727	2,350	4,201	10,176

This content downloaded from 14.194.219.90 on Fri, 09 Feb 2024 06:46:19 +00:00
All use subject to https://about.jstor.org/terms

TION BY AGE—*continued.*

FEUDATORY STATES.

TOTAL.				MALES.				FEMALES.			
Total.	Ages.			Total.	Ages.			Total.	Ages.		
	0—4 years.	5—14 years.	15 years and over.		0—4 years.	5—14 years.	15 years and over.		0—4 years.	5—14 years.	15 years and over.
...	...	...	...	...	...	...	...	...	...	...	...
5	...	1	4	2	...	...	2	3	...	1	2
...	...	...	...	...	...	...	...	...	...	...	...
5	...	1	4	2	...	...	2	3	...	1	2
442	58	127	257	271	27	74	170	171	31	53	87
263	28	68	167	127	13	32	82	136	15	36	85
...	...	...	...	...	...	...	...	...	...	...	...
...	...	...	...	...	...	...	...	...	...	...	...
24	5	5	14	13	2	2	9	11	3	3	5
...	...	...	...	...	...	...	...	...	...	...	...
729	91	200	438	411	42	108	261	318	49	92	177
16	1	5	10	13	1	4	8	3	...	1	2
4	...	2	2	2	...	1	1	2	...	1	1
2	...	...	2	2	...	...	2	...	...	...	...
21	2	7	12	9	1	4	4	12	1	3	8
12	1	6	5	6	...	4	2	6	1	2	3
9	1	1	7	6	1	...	5	3	...	1	2
45	5	7	33	32	2	4	26	13	3	3	7
109	10	28	71	70	5	17	48	39	5	11	23
4,160	507	1,076	2,577	2,209	239	548	1,422	1,951	268	528	1,155
...	...	...	...	...	...	...	...	...	...	...	...
104	15	25	64	72	9	16	47	32	6	9	17
...	...	...	...	...	...	...	...	...	...	...	...
11	1	3	7	6	...	1	5	5	1	2	2
2	...	...	2	2	...	...	2	...	...	...	...
...	...	...	...	...	...	...	...	...	...	...	...
...	...	...	...	...	...	...	...	...	...	...	...
117	16	28	73	80	9	17	54	37	7	11	19

This content downloaded from
14.194.219.90 on Fri, 09 Feb 2024 06:46:19 +00:00
All use subject to https://about.jstor.org/terms

TABLE XVII—A.—OCCUPA

BRITISH

Occupation, Class, and Order.	Provincial Total.				
	Total.	Age.			Total.
		0—4 years.	5—14 years.	15 year and over.	
CLASS D—*continued.*					
***ORDER XII*—continued.**					
Group 39.—Silk.					
226.—Silk-worm rearers and cocoon gatherers	80,255	12,039	*18,745*	49,471	141
227.—Silk carders and spinners	19,075	2,555	*5,002*	11,518	1,366
228.—Silk-weavers and dealers	25,587	3,798	*6,386*	15,403	1,350
230.—Braid and ribbon makers and sellers	4	...	*3*	1	4
Total Group 39	124,921	18,392	*30,136*	76,393	2,861
Group 40.—Cotton.					
231.—Cotton cleaners, pressers, and ginners	37,495	5,343	*9,609*	22,543	1,975
231-A.—Raw cotton dealers	6,631	844	*1,589*	4,198	636
232.—Cotton carpet and rug makers and sellers	2,169	300	*543*	1,326	308
233.—Cotton spinners, sizers, and yarn beaters	93,978	8,530	*17,676*	67,772	2,057
234.—Cotton weavers, mill owners and managers	923,986	137,259	*236,300*	550,427	24,774
236.—Calenderers, fullers, and printers	6,424	971	*1,770*	3,683	793
237.—Cotton dyers	20,786	2,942	*5,231*	12,613	2,759
238.—Tape makers and sellers	1,108	157	*238*	713	288
Total Group 40	1,092,577	156,346	*272,956*	663,275	33,570
Group 41—Jute, flax, coir, &c.					
240.—Flax spinners, weavers, and sellers	2,018	218	*445*	1,355	158
241.—Rope makers and sellers	23,805	2,873	*5,738*	15,194	1,667
242.—Jute manufacturers, managers, and agents	37,911	3,973	*7,557*	26,381	14,466
242-A.—Raw jute dealers	23,600	3,303	*5,746*	14,551	758
243.—Sacking, tarpaulin, and gunny makers and sellers	28,913	3,728	*6,173*	19,012	2,742
244.—Net makers and sellers	14,928	1,704	*3,259*	9,965	228
245.—Fancy work dealers	12	...	*3*	9	...
246.—Coir preparers, manufacturers, and sellers	27	1	*8*	18	3
Total Group 41	131,214	15,800	*28,929*	86,485	20,022
Group 42.—Dress.					
247.—Tailors and darners	185,137	26,857	*46,280*	112,000	28,566
248.—Milliners and dress makers	345	35	*67*	243	...
249.—Outfitters and clothes and quilt dealers	1,869	254	*460*	1,155	305
250.—Hosiers and haberdashers	1,182	176	*349*	658	80
251.—Hat and cap makers and sellers	3,067	348	*623*	2,096	1,390
252.—Turban binders	131	15	*38*	78	101
253.—Umbrella makers and sellers	4,497	526	*1,100*	2,871	1,038

This content downloaded from
14.194.219.90 on Fri, 09 Feb 2024 06:46:19 +00:00
All use subject to https://about.jstor.org/terms

TION BY AGE—*continued.*

TERRITORY.

Town.

MALES.				FEMALES.		
Ages.			Total.	Ages.		
0–4 years.	5–14 years.	15 years and over.		0–4 years.	5–14 years.	15 years and over.
21	39	61	117	21	31	65
183	397	786	1,673	195	328	1,150
171	328	851	1,315	168	258	889
...	3	1	...	...	...	...
375	767	1,719	3,105	384	617	2,104
217	435	1,323	1,459	210	402	847
70	144	422	502	67	88	347
32	74	202	229	30	57	142
241	433	1,383	3,755	276	688	2,791
3,082	5,944	15,748	24,006	3,282	5,286	15,438
109	201	483	609	92	145	372
291	563	1,905	2,135	287	408	1,440
27	36	205	196	41	53	102
4,069	7,830	21,671	32,891	4,285	7,127	21,479
16	35	107	49	7	17	25
218	360	1,089	1,540	213	313	1,014
730	2,017	11,719	6,099	782	1,162	4,165
52	130	556	642	65	120	357
238	454	2,030	1,696	270	421	1,005
28	59	141	287	31	84	172
...	...	...	...	...	...	...
...	...	3	8	...	2	4
1,303	3,075	15,645	10,219	1,368	2,119	6,732
3,459	6,388	18,718	24,854	3,179	5,980	15,695
...	...	...	...	...	...	...
13	44	248	143	18	29	96
18	28	44	102	17	33	52
121	204	1,065	765	115	166	484
9	31	61	30	6	7	17
83	165	790	682	86	161	435

This content downloaded from
14.194.219.90 on Fri, 09 Feb 2024 06:46:19 +00:00
All use subject to https://about.jstor.org/terms

TABLE XVII—A.—OCCUPA

BRITISH TERRITORY—*concluded.*

Country.

Occupation, Class, and Order.	Males.				Females.			
	Total.	Ages.			Total.	Ages.		
		0—4 years.	5—14 years.	15 years and over.		0—4 years.	5—14 years.	15 years and over.
CLASS D—*continued.*								
***ORDER XII*—continued.**								
Group 39.—Silk.								
226.—Silk-worm rearers and cocoon gatherers	39,101	5,963	*9,648*	23,490	40,896	6,034	*9,027*	25,835
227.—Silk carders and spinners	6,738	1,063	*2,177*	3,498	9,298	1,114	*2,100*	6,084
228.—Silk-weavers and dealers	11,293	1,668	*3,054*	6,571	11,629	1,791	*2,746*	7,092
230.—Braid and ribbon makers and sellers	...	...	...	...	...	...	...	...
Total Group 39	57,132	8,694	*14,879*	33,559	61,823	8,939	*13,873*	39,011
Group 40.—Cotton.								
231.—Cotton cleaners, pressers, and ginners	16,583	2,383	*4,492*	8,708	18,478	2,533	*4,280*	11,665
231—A.—Raw cotton dealers	2,486	340	*624*	1,522	3,007	367	*733*	1,907
232.—Cotton, carpet, and rug makers and sellers	722	122	*203*	397	910	116	*209*	585
233.—Cotton spinners, sizers and yarn beaters	10,702	2,077	*4,041*	4,584	77,464	5,936	*12,514*	59,014
234.—Cotton weavers, mill owners and managers	438,201	62,758	*115,320*	260,123	437,005	68,137	*109,750*	259,118
236.—Calenderers, fullers, and printers	2,643	377	*781*	1,485	2,379	393	*643*	1,343
237.—Cotton dyers	7,523	1,205	*2,130*	4,188	8,569	1,150	*2,130*	5,080
238.—Tape makers and sellers	235	46	*67*	122	409	43	*82*	284
Total Group 40	478,095	69,308	*127,658*	281,129	548,021	78,084	*130,341*	338,996
Group 41.—Jute, flax, coir, &c.								
240.—Flax spinners, weavers and sellers	686	93	*194*	399	1,125	102	*199*	824
241.—Rope makers and sellers	6,572	903	*1,969*	3,700	14,026	1,539	*3,096*	9,391
242.—Jute manufacturers, managers, and agents	9,815	1,283	*2,433*	6,099	7,631	1,178	*1,945*	4,408
242—A.—Raw jute dealers	10,594	1,533	*2,758*	6,303	11,706	1,653	*2,718*	7,335
243.—Sacking, tarpaulin, and gunny makers and sellers	9,400	1,518	*2,477*	5,405	15,075	1,682	*2,821*	10,572
244.—Net makers and sellers	5,029	896	*1,494*	2,729	9,284	839	*1,622*	6,923
245.—Fancy work dealers	...	...	...	...	12	...	*3*	9
246.—Coir preparers, manufacturers and sellers	11	1	*3*	7	7	...	*3*	4
Total Group 41	42,107	6,137	*11,328*	24,642	58,866	6,093	*12,407*	39,466
Group 42.—Dress.								
247.—Tailors and darners	62,760	9,882	*17,216*	35,662	68,958	10,337	*16,696*	41,925
248.—Milliners and dress makers	222	18	*33*	171	123	17	*34*	72
249.—Outfitters and clothes and quilt dealers	624	107	*185*	332	797	116	*202*	479
250.—Hosiers and haberdashers	528	75	*162*	291	462	65	*126*	271
251.—Hat and cap makers and sellers	427	55	*141*	231	485	57	*112*	316
252.—Turban binders	...	...	...	...	...	...	...	...
253.—Umbrella makers and sellers	1,419	164	*385*	870	1,258	193	*389*	776

This content downloaded from
14.194.219.90 on Fri, 09 Feb 2024 06:46:19 +00:00
All use subject to https://about.jstor.org/terms

TION BY AGE—*continued.*

FEUDATORY STATES.

TOTAL.				MALES.				FEMALES.			
Total.	Ages.			Total.	Ages.			Total.	Ages.		
	0—4 years.	5—14 years.	15 years and over.		0—4 years.	5—14 years.	15 years and over.		0—4 years.	5—14 years.	15 years and over.
59	2	6	51	6	1	1	4	53	1	5	47
163	25	42	96	68	13	20	35	95	12	22	61
1,710	217	427	1,066	836	103	210	523	874	114	217	543
...	...	...	...	...	...	...	...	...	...	...	...
1,932	244	475	1,213	910	117	231	562	1,022	127	244	651
637	63	125	449	176	30	49	96	462	33	76	353
61	7	12	42	34	4	6	24	27	3	6	18
3	...	2	1	2	...	2	...	1	...	...	1
4,824	797	1,452	2,575	1,694	381	614	699	3,130	416	838	1,876
79,999	11,368	25,575	43,056	41,476	5,575	13,448	22,453	38,523	5,793	12,127	20,603
3	...	...	3	2	...	...	2	1	...	...	1
26	2	7	17	8	1	3	4	18	1	4	13
...	...	...	...	...	...	...	...	...	...	...	...
85,553	12,237	27,173	46,143	43,391	5,991	14,122	23,278	42,162	6,246	13,051	22,865
85	17	37	31	41	8	23	10	44	9	14	21
294	52	83	159	122	24	36	62	172	28	47	97
383	61	104	218	195	29	58	108	188	32	46	110
1,202	154	299	749	701	78	164	459	501	76	135	290
1,237	84	206	947	292	40	83	169	945	44	123	778
269	35	77	157	117	18	38	61	152	17	39	96
...	...	...	...	...	...	...	...	...	...	...	...
...	...	...	...	...	...	...	...	...	...	...	...
3,470	403	806	2,261	1,468	197	402	869	2,002	206	404	1,392
2,272	306	554	1,412	1,247	148	293	806	1,025	158	261	606
6	1	1	4	...	...	...	...	6	1	1	4
...	...	...	...	...	...	...	...	...	...	...	...
...	...	...	...	...	...	...	...	...	...	...	...
284	37	75	152	143	19	37	87	121	18	38	65
...	...	...	...	...	...	...	...	...	...	...	...
605	81	181	343	286	38	80	168	319	43	101	17

This content downloaded from
14.194.219.90 on Fri, 09 Feb 2024 06:46:19 +00:00
All use subject to https://about.jstor.org/terms

Occupation, Class, and Order.	Provincial Total.				
	Total.	Ages.			Total.
		0—4 years.	5—14 years.	15 years and over.	
CLASS D—*continued.*					
ORDER XII—concluded.					
Group 42—*concluded.*					
254.—Embroiderers and lace and muslin makers	3,433	428	862	2,143	892
255.—Button makers and sellers	15	1	4	10	...
256.—False-plait makers and sellers	28	1	6	19	4
257.—Piece-goods dealers	262,679	35,995	63,267	163,417	16,369
Total Group 42	462,381	64,635	113,056	284,690	48,754
Total Order XII.	1,856,025	261,603	456,103	1,138,919	112,386
ORDER XIII.—METALS AND PRECIOUS STONES.					
Group 43.—Gold, silver, and precious stones.					
258.—Gold and silver dealers	21,714	2,804	5,580	13,270	1,443
259 & 260.—Gold and silver workers	322,708	44,093	78,479	200,136	23,799
261.—Gold beaters	88	11	22	55	26
262.—Goldsmiths' dust washers	1,796	263	461	1,072	164
263.—Gold miners, managers, agents, &c.	6	...	2	4	...
265.—Electro-platers	591	63	122	406	225
268.—Diamond polishers and dealers	262	43	73	146	18
273.—Pearl and other precious stone dealers	98	12	27	59	19
274.—Coral dealers	487	78	147	262	...
275.—Cornelian and agate cutters and sellers	75	13	23	39	...
Total Group 43	347,825	47,440	84,936	215,449	25,694
Group 44.—Brass, Copper, and Bell-metal.					
276.—Brass workers and sellers	22,035	3,074	5,493	13,468	2,378
277.—Brass pot makers and sellers	29,700	4,167	7,135	18,398	2,211
279.—Copper workers and sellers	398	40	85	273	52
280.—Brass and copper wire drawers and sellers	789	82	143	564	470
281.—Bell metal workers and sellers	34,255	4,571	8,580	21,104	2,701
282.—General workers in brass, copper and bell-metal	25,981	3,501	6,816	15,664	2,968
283.—Brass and copper dealers	5,926	661	1,298	3,967	1,081
Total Group 44	119,084	16,096	29,550	73,438	11,861
Group 45.—Tin, zinc, mercury, and lead.					
284.—Tin workers and sellers	10,198	1,163	2,317	6,718	3,608
285.—Tinfoil makers and sellers	131	14	30	87	34
286.—Zinc workers and sellers	514	70	142	302	39

This content downloaded from
14.194.219.90 on Fri, 09 Feb 2024 06:46:19 +00:00
All use subject to https://about.jstor.org/terms

TION BY AGE—*continued.*

TERRITORY.

Town.

MALES.				FEMALES.		
Ages.			Total.	Ages.		
0—4 years.	5—14 years.	15 years and over.		0—4 years.	5—14 years.	15 years and over.
94	195	603	774	88	153	533
...	...	...	...	...	...	...
...	...	4	8	...	2	6
1,913	3,863	10,593	15,030	1,929	3,315	9,786
5,710	10,918	32,126	42,388	5,438	9,846	27,104
11,971	23,611	76,804	92,650	12,038	20,713	59,899
152	349	942	1,358	186	348	824
2,586	4,976	16,237	19,284	2,616	4,320	12,358
3	7	16	62	8	15	39
23	37	105	180	30	42	108
...	...	...	...	...	...	...
15	33	177	177	22	37	118
1	4	13	4	1	...	3
2	7	10	13	1	4	8
...	...	...	...	...	...	...
...	...	...	...	...	...	...
2,781	5,413	17,500	21,088	2,864	4,766	13,458
319	607	1,452	2,345	316	505	1,524
302	529	1,380	2,392	322	551	1,519
3	6	43	24	2	8	14
31	57	382	244	40	66	138
326	693	1,682	2,086	329	547	1,210
409	748	1,811	3,186	414	751	2,021
79	179	823	681	96	161	404
1,469	2,819	7,573	10,938	1,519	2,589	6,830
325	669	2,614	3,012	336	760	1,896
3	7	24	18	2	5	11
6	5	28	30	5	7	18

This content downloaded from
14.194.219.90 on Fri, 09 Feb 2024 06:46:19 +00:00
All use subject to https://about.jstor.org/terms

TABLE XVII—A.—OCCUPA

BRITISH TERRITORY—*concluded.*

Country.

Occupation, Class, and Order.	Males.				Females.			
	Total.	Ages.			Total.	Ages.		
		0–4 years.	5–14 years.	15 years and over.		0–4 years.	5–14 years.	15 years and over.
CLASS D—*continued.*								
ORDER XII—concluded.								
Group 42—*concluded.*								
254.—Embroiderers and lace and muslin makers	664	116	278	570	803	130	236	437
255.—Button makers and sellers	6	...	...	6	9	1	4	4
256.—False-plait makers and sellers	12	1	3	8	2	...	1	1
257.—Piece-goods dealers	125,050	16,376	30,375	78,299	106,250	15,777	25,714	64,739
Total Group 42	192,012	26,794	48,778	116,440	179,227	26,693	43,514	109,020
Total Order XII	786,325	113,335	207,443	465,547	864,664	123,659	204,336	536,669
ORDER XIII.—METALS AND PRECIOUS STONES.								
Group 43.—Gold, silver, and precious stones.								
258.—Gold and silver dealers	9,933	1,379	2,788	5,866	8,980	1,247	2,095	5,638
259 & 260.—Gold and silver workers	137,620	18,714	35,854	83,052	141,995	20,177	33,329	88,489
261.—Gold beaters	...	...	...	...	...	...	...	...
262.—Goldsmiths' dust washers	790	102	205	483	662	109	177	376
263.—Gold miners, managers, agents, &c.	6	...	2	4	...	...	...	...
265.—Electro-platers	89	14	26	49	100	12	26	62
268.—Diamond polishers and dealers	161	24	48	89	79	17	21	41
273.—Pearl and other precious stone dealers	40	6	10	24	26	3	6	17
274.—Coral dealers	251	36	77	138	236	42	70	124
275.—Cornelian and agate cutters and sellers	33	6	10	17	42	7	13	22
Total Group 43	148,923	20,181	39,020	89,722	152,120	21,614	35,737	94,769
Group 44.—Brass, Copper and Bell-metal.								
276—Brass workers and sellers	8,374	1,132	2,178	5,064	8,938	1,307	2,203	5,428
277.—Brass pot makers and sellers	12,672	1,766	3,205	7,701	12,425	1,777	2,850	7,798
279.—Copper workers and sellers	184	19	35	130	138	16	36	86
280.—Brass and copper wire drawers and sellers	39	5	9	25	36	6	11	19
281.—Bell metal workers and sellers	15,000	1,927	3,804	9,269	14,468	1,989	3,536	8,943
282.—General workers in brass, copper, and bell-metal	10,324	1,379	2,918	6,036	9,503	1,308	2,599	5,796
283.—Brass and copper dealers	2,497	238	540	1,719	1,687	248	418	1,021
Total Group 44	49,090	6,457	12,689	29,944	47,195	6,651	11,453	29,091
Group 45.—Tin, zinc, mercury, and lead.								
284.—Tin workers and sellers	1,844	241	416	1,187	1,734	241	472	1,021
285.—Tinfoil makers and sellers	41	4	10	27	38	5	8	25
286.—Zinc workers and sellers	243	27	71	145	202	32	59	111

This content downloaded from
14.194.219.90 on Fri, 09 Feb 2024 06:46:19 +00:00
All use subject to https://about.jstor.org/terms

TION BY AGE—*continued.*

FEUDATORY STATES.

TOTAL.				MALES.				FEMALES.			
Total.	Ages.			Total.	Ages.			Total.	Ages.		
	0—4 years.	5—14 years.	15 years and over.		0—4 years.	5—14 years.	15 years and over.		0—4 years.	5—14 years.	15 years and over.
32	3	7	22	13	1	4	8	19	2	3	14
...	...	...	...	...	...	...	...	...	...	...	...
...	...	...	...	...	...	...	...	...	...	...	...
3,597	476	1,001	2,120	2,018	233	533	1,250	1,581	243	468	870
6,776	904	1,819	4,053	3,705	439	947	2,319	3,071	465	872	1,734
97,848	13,804	30,301	53,743	49554	6,753	15,719	27,082	48,294	7,051	14,582	26,661
531	73	140	318	320	36	83	201	211	37	57	117
6,460	862	1,614	3,984	3,304	404	818	2,082	3,156	458	796	1,902
...	...	...	...	...	...	...	...	...	...	...	...
254	41	87	126	130	21	47	62	124	20	40	64
...	...	...	...	...	...	...	...	...	...	...	...
...	...	...	...	...	...	...	...	...	...	...	...
...	...	...	...	...	...	...	...	...	...	...	...
...	...	...	...	...	...	...	...	...	...	...	...
29	4	11	14	17	1	7	9	12	3	4	5
...	...	...	...	...	...	...	...	...	...	...	...
7,274	980	1,853	4,442	3,771	462	955	2,354	3,503	518	897	2,088
2,415	801	666	1,448	1,400	146	392	862	1,015	155	274	586
1,281	175	328	778	573	82	164	327	708	93	164	451
...	...	...	...	...	...	...	...	...	...	...	...
...	...	...	...	...	...	...	...	...	...	...	...
2,858	339	692	1,827	1,304	171	331	802	1,554	168	361	1,025
1,030	142	291	597	559	69	155	335	471	73	136	263
469	46	98	325	270	24	54	192	199	22	44	133
8,053	1,003	2,075	4,975	4,106	492	1,096	2,518	3,947	511	979	2,457
66	7	18	41	33	3	8	22	33	4	10	19
...	...	...	...	...	...	...	...	...	...	...	...
...	...	...	...	...	...	...	...	...	...	...	...

This content downloaded from
14.194.219.90 on Fri, 09 Feb 2024 06:46:19 +00:00
All use subject to https://about.jstor.org/terms

TABLE XVII—A.—OCCUPA

BRITISH

OCCUPATION, CLASS, AND ORDER.	Provincial Total.				
	Total.	Ages.			Total.
		0—4 years.	5—14 years.	15 years and over.	
CLASS D—continued.					
ORDER XIII—concluded.					
Group 45—*concluded.*					
287.—Lead and quicksilver workers and sellers	949	139	279	531	308
288.—General workers in tin, lead, and zinc	1,151	115	205	831	572
Total Group 45	12,943	1,501	2,973	8,469	4,561
Group 46.—Iron and steel.					
289.—Iron and steel founders, smelters, and sellers	2,759	395	788	1,576	319
290.—Blacksmiths	304,961	44,588	89,273	178,100	13,244
291.—Iron and hardware dealers	17,300	2,387	4,499	10,421	1,835
292.—Nail makers and sellers	92	15	21	56	11
293.—Lock makers and sellers	611	86	163	363	31
Total Group 46	325,723	47,471	87,736	190,516	15,440
Total Order XIII	805,575	112,508	205,195	487,872	57,556
ORDER XIV.—GLASS, POTTERY AND STONEWARE.					
Group 47.—Glass and chinaware.					
295.—Glass blowers, window glass makers and sellers	445	62	101	282	62
296.—Bottle dealers	724	70	134	520	273
297.—Glass and chinaware dealers	2,042	218	450	1,374	912
Total Group 47	3,211	350	685	2,176	1,247
Group 48.—Earthen and stoneware.					
298.—Potters and pipe-bowl makers and sellers	462,483	66,222	118,741	277,520	12,726
298—A.—Image makers and sellers	6,576	822	1,651	4,103	722
299.—Grindstone and millstone makers and sellers	5,044	687	1,430	2,927	189
300.—Pestle and mortar makers and sellers	31	6	6	19	19
Total Group 48	474,134	67,737	121,828	284,569	13,656
Total Order XIV	477,345	68,087	122,513	286,745	14,903
ORDER XV.—WOOD, CANE AND LEAVES, &c.					
Group 49.—Timber and wood.					
302.—Timber and bamboo agents and dealers	117,360	16,019	29,414	71,927	7,729
303.—Wood cutters and sawyers	44,315	6,008	10,291	27,956	2,387
304.—Carpenters	333,503	46,420	81,013	206,071	23,841
305.—Coopers and box makers	2,872	376	621	1,875	857
Total Group 49	498,050	68,883	121,338	307,829	34,814

This content downloaded from
14.194.219.90 on Fri, 09 Feb 2024 06:46:19 +00:00
All use subject to https://about.jstor.org/terms

TION BY AGE—*continued.*

TERRITORY.

Town.

MALES.				FEMALES.		
Ages.			Total.	Ages.		
0—4 years.	5—14 years.	15 years and over.		0—4 years.	5—14 years.	15 years and over.
53	87	169	236	33	70	133
21	37	514	160	27	40	93
407	805	3,349	3,456	423	882	3,151
33	51	236	231	31	63	137
1,453	2,911	8,881	9,836	1,387	2,925	6,224
161	246	1,428	1,024	169	264	571
...	...	11	...	...	...	...
4	1	26	21	...	6	15
1,649	3,209	10,582	11,112	1,607	2,558	6,947
6,306	12,246	39,004	46,594	6,413	10,795	29,386
3	9	50	86	18	25	43
13	40	221	146	18	15	113
61	175	676	554	77	137	340
76	224	947	786	113	177	496
1,556	2,897	8,273	11,118	1,582	2,851	6,685
55	156	508	436	63	98	275
13	52	125	471	45	109	317
3	3	13	12	3	3	6
1,629	3,108	8,919	12,037	1,693	3,061	7,283
1,705	3,332	9,866	12,823	1,806	3,238	7,779
826	1,580	5,323	7,471	900	1,509	5,062
219	376	1,792	1,469	219	328	922
2,293	4,918	17,330	17,381	2,309	3,719	11,333
50	85	722	433	59	97	277
3,388	6,959	25,167	26,734	3,487	5,653	17,594

This content downloaded from
14.194.219.90 on Fri, 09 Feb 2024 06:46:19 +00:00
All use subject to https://about.jstor.org/terms

TABLE XVII—A.—OCCUPA

Occupation, Class, and Order.	BRITISH TERRITORY—*concluded.* Country.							
	MALES.				FEMALES.			
	Total.	Ages.			Total.	Ages.		
		0—4 years.	5—14 years.	15 years and over.		0—4 years.	5—14 years.	15 years and over.
CLASS D—continued.								
ORDER XIII—concluded.								
Group 45—*concluded.*								
287.—Lead and quicksilver workers and sellers	198	24	57	117	207	30	65	112
288.—General workers in tin, lead, and zinc	221	32	68	121	198	35	60	103
Total Group 45	2,547	328	622	1,597	2,379	343	664	1,372
Group 46.—Iron and steel.								
289.—Iron and steel founders, smelters, and sellers	1,180	161	351	668	1,029	171	323	535
290.—Blacksmiths	148,039	20,791	42,264	84,984	133,842	20,958	34,873	78,011
291.—Iron and hardware dealers	7,439	957	2,140	4,342	7,002	1,080	1,842	4,080
292.—Nail makers and sellers	42	7	9	26	39	8	19	19
293.—Lock makers and sellers	283	39	79	165	276	43	76	157
Total Group 46	156,983	21,955	44,843	90,185	42,188	22,260	37,126	82,802
Total Order XIII	357,543	48,921	97,174	211,448	343,882	50,868	84,980	208,034
ORDER XIV.—GLASS, POTTERY, AND STONEWARE.								
Group 47—Glass and chinaware.								
295.—Glass blowers, window glass makers and sellers	164	21	30	113	133	20	37	76
296.—Bottle dealers	127	18	34	75	178	22	45	111
297.—Glass and chinaware dealers	275	41	76	158	301	39	62	200
Total Group 47	566	80	140	346	612	81	144	387
Group 48—Earthen and stoneware.								
298.—Potters and pipe-bowl makers and sellers	216,688	30,466	57,359	128,863	221,951	32,618	55,634	133,699
298—A.—Image makers and sellers	2,645	336	679	1,630	2,773	305	718	1,690
299.—Grindstone and millstone makers and sellers	2,524	354	728	1,442	1,860	276	541	1,043
300.—Pestle and mortar makers and sellers	.....	.....	.....	.....	.....	.....	.....	.....
Total Group 48	221,857	31,156	58,766	131,935	226,584	33,259	56,893	136,432
Total Order XIV	222,423	31,236	58,906	132,281	227,196	33,340	57,037	136,819
ORDER XV.—WOOD, CANE AND LEAVES, &c.								
Group 49—Timber and wood.								
302.—Timber and bamboo agents and dealers	44,459	6,952	12,560	24,947	57,701	7,341	13,765	36,595
303.—Wood cutters and sawyers	21,037	2,779	4,846	13,412	19,422	2,851	4,741	11,830
304.—Carpenters	147,906	20,254	37,445	90,207	144,395	21,564	35,630	87,201
305.—Coopers and box makers	810	142	235	433	772	125	204	443
Total Group 49	214,212	30,127	55,086	128,999	222,290	31,881	54,340	136,069

This content downloaded from
14.194.219.90 on Fri, 09 Feb 2024 06:46:19 +00:00
All use subject to https://about.jstor.org/terms

TION BY AGE—*continued.*

FEUDATORY STATES.

TOTAL.				MALES.				FEMALES.			
Total.	Ages.			Total.	Ages.			Total.	Ages.		
	0—4 years.	5—14 years.	15 years and over.		0—4 years.	5—14 years.	15 years and over.		0—4 years.	5—14 years.	15 years and over.
15	3	2	10	5	1	...	4	10	2	2	6
152	21	42	89	84	10	22	52	68	11	20	37
233	31	63	140	122	14	30	78	111	17	32	63
260	51	79	130	140	29	41	70	120	22	38	60
28,468	4,303	9,111	15,052	14,768	2,086	4,889	7,793	13,698	2,217	4,222	7,259
1,057	172	285	600	578	82	146	350	479	90	139	250
...	...	...	...	...	...	...	...	...	...	...	...
...	...	...	...	...	...	...	...	...	...	...	...
29,783	4,526	9,475	15,782	15,486	2,197	5,076	8,213	14,297	2,329	4,399	7,569
45,343	6,540	13,464	25,339	23,485	3,165	7,157	13,163	21,858	3,375	6,307	12,176
...	...	...	...	...	...	...	...	...	...	...	...
11	3	2	6	2	1	1	...	9	2	1	6
13	1	3	9	7	1	2	4	6	...	1	5
24	4	5	15	9	2	3	4	15	2	2	11
21,928	2,986	6,341	12,601	11,116	1,390	3,983	6,434	10,812	1,587	3,058	6,167
171	20	40	111	83	9	21	53	88	11	19	58
88	13	30	45	38	5	12	21	50	8	18	24
...	...	...	...	...	...	...	...	...	...	...	...
22,187	3,019	6,411	12,757	11,237	1,413	3,316	6,508	10,950	1,606	3,095	6,249
22,211	3,023	6,416	12,772	11,246	1,415	3,319	6,512	10,965	1,608	3,097	6,260
10,229	1,219	2,746	6,264	4,998	625	1,372	3,001	5,231	594	1,374	3,263
299	45	86	168	182	24	60	98	117	21	26	70
5,499	594	1,864	3,041	2,806	315	643	1,848	2,693	279	1,221	1,193
33	4	12	17	17	2	7	8	16	2	5	9
16,060	1,862	4,708	9,490	8,003	966	2,082	4,955	8,057	896	2,626	4,535

This content downloaded from
14.194.219.90 on Fri, 09 Feb 2024 06:46:19 +00:00
All use subject to https://about.jstor.org/terms

TABLE XVII—A.—OCCUPA

BRITISH

Occupation, Class, and Order.	Provincial Total.				
	Total.	Ages.			Total.
		0—4 years.	5—14 years.	15 years and over.	
CLASS D—*continued.*					
***ORDER XV*—concluded.**					
Group 50.—Canework, matting and Leaves.					
306.—Bamboo and rattan splitters, workers, and sellers	70,349	10,533	*18,581*	41,235	1,440
307.—Basket weavers and winnowing pan makers and sellers	157,999	22,135	*42,103*	93,696	4,625
308.—Mat makers and sellers	80,010	10,730	*18,542*	50,738	978
309.—Screen (chik) makers and sellers	363	54	*106*	203	25
310.—Leaf-plate makers and sellers	14,738	1,796	*3,881*	9,061	499
311.—Tooth-stick sellers	112	11	*28*	73	14
312.—Leaf-fan makers and sellers	1,370	169	*331*	870	300
313.—Brush and comb makers and sellers	4,372	657	*1,253*	2,462	499
314.—Broom makers and sellers	1,867	201	*434*	1,232	56
315.—Pith and bark collectors, workers, and sellers	7,640	1,023	*1,787*	4,630	274
Total Group 50	338,820	47,309	*87,111*	204,400	8,690
Total Order XV	836,870	116,192	*208,449*	512,229	43,504
ORDER XVI.—DRUGS, GUMS, DYES, &c.					
Group 51.—Gums, wax and similar forest produce.					
316.—India-rubber collectors and sellers	...	...	...	...	...
319.—Catechu preparers and sellers	1,296	172	*329*	795	...
320.—Lac collectors and sellers	8,766	1,285	*2,511*	4,970	480
321.—Sealing-wax makers and sellers	364	7	*33*	324	300
323.—Wax, honey, and general minor forest produce collectors and sellers	1,400	195	*341*	864	9
Total Group 51	11,826	1,659	*3,214*	6,953	789
Group 52.—Drugs, Dyes, pigments, &c.					
324.—Chemists and druggists	8,943	1,173	*2,215*	5,555	975
326.—Saltpetre workers and sellers	52,836	10,625	*23,338*	48,823	1,865
328.—Soap makers and sellers	753	104	*184*	465	314
330.—Indigo dealers	5,539	798	*1,459*	3,282	300
332.—Ink makers and sellers	395	51	*86*	258	242
336.—Kanku (red powder) preparers and sellers	6,727	865	*1,726*	4,136	142
336-A.—Paint shop keepers	616	72	*159*	385	173
337.—Perfume preparers and sellers	2,308	242	*556*	1,530	834
Total Group 52	108,117	13,930	*29,753*	64,434	4,845
Total Order XVI	119,943	15,589	*32,967*	71,387	5,634

This content downloaded from
14.194.219.90 on Fri, 09 Feb 2024 06:46:19 +00:00
All use subject to https://about.jstor.org/terms

TION BY AGE—*continued.*

TERRITORY.

Town.

MALES.				FEMALES.		
Ages.			Total.	Ages.		
0—4 years.	5—14 years.	15 years and over.		0—4 years.	5—14 years.	15 years and over.
186	344	910	1,604	205	373	1,026
501	1,106	2,958	5,312	582	1,133	3,597
121	230	637	1,143	127	269	734
2	9	14	22	3	7	12
64	122	313	639	74	165	400
2	3	3	8	1	2	5
36	67	197	225	34	48	143
78	139	282	582	89	150	343
4	13	19	69	3	18	68
37	64	173	279	37	71	171
1,091	2,087	5,512	9,903	1,155	2,229	6,519
4,479	8,346	30,079	36,637	4,642	7,882	24,113
...	...	...	...	...	...	...
54	131	295	474	66	93	315
4	20	276	64	3	13	48
4	...	5	22	1	6	15
62	151	576	560	70	112	378
98	195	682	1,017	99	199	719
248	510	1,107	1,946	260	538	1,148
31	64	219	236	46	60	130
18	39	243	155	24	36	95
21	39	182	153	30	47	76
14	44	84	187	18	42	127
14	42	117	127	14	35	78
67	183	584	678	78	153	448
511	1,116	3,218	4,499	569	1,109	2,821
573	1,267	3,794	5,059	639	1,221	3,199

This content downloaded from
14.194.219.90 on Fri, 09 Feb 2024 06:46:19 +00:00
All use subject to https://about.jstor.org/terms

TABLE XVII—A.—OCCUPA

Occupation, Class, and Order.	BRITISH TERRITORY—*concluded.* Country.							
	MALES.				FEMALES.			
	Total.	Ages.			Total.	Ages.		
		0—4 years.	5—14 years.	15 years and over.		0—4 years.	5—14 years.	15 years and over.
CLASS D—*continued.*								
ORDER XV—concluded.								
Group 50.—Canework, Matting and Leaves.								
306.—Bamboo and rattan splitters, workers, and sellers	32,441	4,861	*9,037*	18,543	34,864	5,281	*8,827*	20,756
307.—Basket weavers and winnowing pan makers and sellers	70,167	10,159	*20,618*	39,390	77,695	10,833	*19,311*	47,751
308.—Mat makers and sellers	33,130	5,133	*8,950*	19,047	44,759	5,349	*9,110*	30,300
309.—Screen (chik) makers and sellers	148	25	*38*	85	168	24	*52*	92
310.—Leaf-plate makers and sellers	4,485	793	*1,460*	2,232	9,115	805	*2,134*	6,116
311.—Tooth-stick sellers	23	3	*6*	14	67	5	*17*	45
312.—Leaf-fan makers and sellers	431	45	*121*	265	414	54	*95*	265
313.—Brush and comb makers and sellers	1,701	238	*531*	932	1,590	252	*433*	905
314.—Broom makers and sellers	602	96	*205*	301	1,140	98	*198*	844
315.—Pith and bark collectors, workers, and sellers	3,371	454	*818*	2,099	3,716	495	*834*	2,387
Total Group 50	146,499	21,807	*41,784*	83,908	173,728	23,256	*41,011*	109,461
Total Order XV	360,711	51,934	*96,870*	211,907	396,018	55,137	*95,351*	245,530
ORDER XVI.—DRUGS, GUMS, & DYES, &c.								
Group 51.—Gums, wax and similar forest produce.								
316.—India-rubber collectors and sellers	...	...	...	...	...	...	...	...
319.—Catechu preparers and sellers	667	85	*164*	418	629	87	*165*	377
320.—Lac collectors and sellers	3,881	576	*1,152*	2,153	3,931	589	*1,135*	2,207
321.—Sealing-wax makers and sellers	...	...	...	...	...	...	...	...
323.—Wax, honey, and general minor forest produce collectors and sellers	817	101	*192*	524	552	89	*143*	320
Total Group 51	5,365	762	*1,508*	3,095	5,112	765	*1,443*	2,904
Group 52—Drugs, Dyes, pigments, &c.								
324.—Chemists and druggists	3,640	476	*921*	2,243	3,311	500	*900*	1,911
326.—Saltpetre workers and sellers	38,119	4,974	*11,008*	22,137	40,906	5,143	*11,332*	24,431
328.—Soap makers and sellers	122	15	*35*	72	81	12	*25*	44
330.—Indigo dealers	2,689	371	*707*	1,611	2,395	385	*677*	1,333
332.—Ink makers and sellers	...	...	...	...	...	...	...	...
336.—Kanku (red powder) preparers and sellers	2,954	416	*786*	1,752	3,444	417	*854*	2,173
336-A.—Paint shop keepers	174	23	*48*	103	142	21	*34*	87
337.—Perfume preparers and sellers	375	45	*71*	259	421	52	*130*	239
Total Group 52	48,073	6,320	*13,576*	28,177	50,700	6,530	*13,952*	30,218
Total Order XVI	53,438	7,082	*15,084*	31,272	55,812	7,295	*15,395*	33,122

This content downloaded from
14.194.219.90 on Fri, 09 Feb 2024 06:46:19 +00:00
All use subject to https://about.jstor.org/terms

TION BY AGE—*continued.*

FEUDATORY STATES.

TOTAL.				MALES.				FEMALES			
Total.	Ages.			Total.	Ages.			Total.	Ages.		
	0—4 years.	5—14 years.	15 years and over.		0—4 years.	5—14 years.	15 years and over.		0—4 years.	5—14 years.	15 years and over.
4,003	628	*1,218*	2,157	2,055	306	*657*	1,092	1,948	322	*561*	1,065
13,956	2,409	*4,637*	6,910	6,784	1,154	*2,193*	3,437	7,172	1,255	*2,444*	3,473
1,353	140	*280*	933	445	68	*127*	250	908	72	*153*	683
...	...	...	...	...	...	...	...	...	...	...	...
3,400	480	*1,063*	1,857	1,233	216	*515*	502	2,167	264	*548*	1,355
...	...	...	...	...	...	...	...	...	...	...	...
...	...	...	...	...	...	...	...	...	...	...	...
302	44	*86*	172	156	19	*39*	98	146	25	*47*	74
197	27	*63*	107	65	13	*27*	25	132	14	*36*	82
62	7	*15*	40	37	2	*11*	24	25	5	*4*	16
23,273	3,735	*7,362*	12,176	10,775	1,778	*3,569*	5,428	12,498	1,957	*3,793*	6,748
39,333	5,597	*12,070*	21,666	18,778	2,744	*5,651*	10,383	20,555	2,853	*6,419*	11,283
...	...	...	...	...	...	...	...	...	...	...	...
612	103	*197*	312	294	46	*94*	154	318	57	*103*	158
81	9	*17*	55	50	5	*9*	36	31	4	*8*	19
...	...	...	...	...	...	...	...	...	...	...	...
2,376	321	*720*	1,335	1,243	174	*407*	662	1,133	147	*313*	673
3,069	433	*934*	1,702	1,587	225	*510*	852	1,482	208	*424*	850
135	21	*27*	87	73	10	*14*	49	62	11	*13*	38
...	...	...	...	...	...	...	...	...	...	...	...
...	...	...	...	...	...	...	...	...	...	...	...
...	...	...	...	...	...	...	...	...	...	...	...
...	...	...	...	...	...	...	...	...	...	...	...
3	...	...	3	...	...	...	...	3	...	...	3
...	...	...	...	...	...	...	...	...	...	...	...
56	9	*8*	39	19	6	*4*	9	37	3	*4*	30
194	30	*35*	129	92	16	*18*	58	102	14	*17*	71
3,263	463	*969*	1,831	1,679	241	*528*	910	1,584	222	*441*	921

This content downloaded from
14.194.219.90 on Fri, 09 Feb 2024 06:46:19 +00:00
All use subject to https://about.jstor.org/terms

TABLE XVII—A.—OCCUPA

BRITISH

Occupation, Class, and Order.	Provincial Total.				
	Total	Ages.			Total.
		0—4 years.	5—14 years.	15 years and over.	
CLASS D—*concluded.*					
ORDER XVII.—LEATHER, HORNS, BONES, AND GREASE.					
Group 53.—Leather, &c.					
338.—Tanners, curriers, and hide sellers ...	29,074	4,352	7,073	17,049	2,614
339.—Shoe, sandal, and boot makers and sellers	218,443	31,946	57,330	129,167	24,233
342.—Hide, horns and bone dealers	98,144	14,335	26,294	57,515	3,289
345.—Grease preparers and sellers	115	18	36	61	...
Total Group 53 ...	345,776	50,651	91,333	203,792	30,133
Total Order XVII ...	345,776	50,651	91,333	203,792	30,133
TOTAL CLASS D ...	9,279,966	1,281,724	2,296,245	5,701,997	665,695
CLASS E.—COMMERCE, TRANSPORT AND STORAGE.					
ORDER XVIII.—COMMERCE.					
Group 54.—Dealers in money and securities.					
346.—Bankers and bank managers	686	91	62	533	541
347.—Money-lenders and pawn brokers ...	99,571	14,070	26,267	58,334	4,601
348.—Bill discounters	3	1	2	1	1
350.—Money changers and testers	10,269	1,379	2,685	6,205	1,688
351.—Bank clerks, cashiers, bill collectors, accountants, &c.	2,677	327	561	1,789	596
Total Group 54 ...	113,206	16,768	29,577	66,861	7,427
Group 55.—General Merchandise.					
352.—General merchants	345,340	46,436	86,666	212,238	22,700
353.—Merchants' managers, accountants, clerks, assistants, &c.	56,382	6,653	12,056	37,653	15,975
Total Group 55 ...	401,702	53,089	98,722	249,891	38,675
Group 56.—Dealing, unspecified.					
354.—Shop-keepers' clerks, salesmen, &c. ...	11,714	1,480	2,857	7,377	1,951
355.—Shop-keepers and money-lenders' servants	18,260	2,172	4,155	11,933	2,693
356.—Shop-keepers, otherwise unspecified	490,887	63,857	114,869	312,161	41,108
357.—Pedlars, hawkers, &c.	33,789	4,887	7,386	24,516	6,132
Total Group 56 ...	559,650	72,396	131,267	355,987	52,084
Group 57 (*a*).—Brokers, &c.					
358.—Brokers, agents, dubash	23,650	2,638	4,905	16,107	8,286
359.—Auctioneers, auditors, actuaries, house agents, &c.	99	13	25	61	53
Total Group 57 (a) ...	23,749	2,651	4,930	16,168	8,341

This content downloaded from
14.194.219.90 on Fri, 09 Feb 2024 06:46:19 +00:00
All use subject to https://about.jstor.org/terms

TION BY AGE—*continued.*

TERRITORY.

Town.

MALES.			Total.	FEMALES.		
Ages.				Ages.		
0—4 years.	5—14 years.	15 years and over.		0—4 years.	5—14 years.	15 years and over.
206	452	1,956	1,481	223	327	931
1,861	3,813	18,559	12,797	1,962	3,093	7,742
346	760	2,180	2,830	350	663	1,817
...	...	...	...	...	...	...
2,413	5,025	22,695	17,108	2,535	4,083	10,490
2,413	5,025	22,695	17,108	2,535	4,083	10,490
59,145	115,560	380,990	493,234	60,725	103,398	329,111
65	36	440	145	26	26	93
370	810	3,421	3,280	401	736	2,143
...	1	...	2	1	1	...
197	411	1,080	1,616	234	409	973
35	65	496	257	29	55	173
667	1,323	5,437	5,300	691	1,227	3,382
2,134	4,311	16,255	18,809	2,187	4,369	12,260
1,171	2,514	12,290	9,448	1,452	2,472	5,524
3,305	6,825	28,545	28,257	3,639	6,834	17,784
149	319	1,483	949	138	228	583
237	526	2,130	2,513	346	622	1,545
4,305	8,602	28,201	37,635	4,503	7,997	25,135
514	1,109	4,509	4,587	549	904	3,134
5,205	10,556	36,323	45,684	5,536	9,751	30,397
534	1,974	6,480	2,178	265	478	1,433
5	16	32	46	8	9	29
539	1,990	6,512	2,222	273	487	1,462

This content downloaded from
14.194.219.90 on Fri, 09 Feb 2024 06:46:19 +00:00
All use subject to https://about.jstor.org/terms

TABLE XVII—A.—OCCUPA

Occupation, Class, and Order.	BRITISH TERRITORY—*concluded.* Country.							
	MALES.				FEMALES.			
	Total.	Ages.			Total.	Ages.		
		0—4 years.	5—14 years.	15 years and over.		0—4 years.	5—14 years.	15 years and over.
CLASS D—*concluded.*								
ORDER XVII.—LEATHER, HORNS, BONES, AND GREASE.								
Group 53.—Leather, &c.								
338.—Tanners, curriers, and hide sellers ...	12,198	1,808	*3,473*	6,857	12,781	2,055	*3,491*	7,305
339.—Shoe, sandal, and boot makers and sellers	91,919	13,704	*25,960*	52,255	89,494	14,419	*24,464*	50,611
342.—Hide, horns, and bone dealers	47,821	6,719	*12,971*	28,131	44,207	6,920	*11,900*	23,387
345.—Grease preparers and sellers ...	49	8	*15*	26	66	10	*21*	35
Total Group 53 ...	151,987	22,239	*42,419*	87,269	146,548	23,404	*39,806*	83,338
Total Order XVII ...	151,987	22,239	*42,419*	87,269	146,548	23,404	*39,806*	83,338
TOTAL CLASS D ...	4,000,632	552,560	1,085,454	2,372,618	4,220,405	599,294	1,011,833	2,609,278
CLASS E.—COMMERCE, TRANSPORT AND STORAGE.								
ORDER XVIII.—COMMERCE.								
Group 54.—Dealers in money and securities.								
346.—Bankers and bank managers	...	...	...	...	...	...	...	...
347.—Money-lenders and pawn brokers ...	45,877	6,943	*12,647*	26,287	45,813	7,256	*12,074*	26,483
348.—Bill discounters	...	...	...	...	...	...	...	...
350.—Money changers and testers	3,665	465	*965*	2,235	3,300	483	*900*	1,917
351.—Bank clerks, cashiers, bill collectors, accountants, &c.	908	129	*219*	560	916	134	*222*	560
Total Group 54 ...	50,450	7,537	*13,831*	29,082	50,029	7,873	*13,196*	28,960
Group 55.—General Merchandise.								
352.—General merchants	150,630	20,451	*39,061*	91,028	153,201	21,574	*38,932*	92,695
353.—Merchants' managers, accountants, clerks, assistants, &c.	16,147	2,045	*3,748*	10,354	14,792	1,985	*3,322*	9,485
Total Group 55 ...	166,777	22,586	*42,809*	101,382	167,993	23,559	*42,254*	102,180
Group 56.—Dealing unspecified.								
354.—Shop-keepers' clerks, salesmen, &c. ...	4,708	587	*1,165*	2,956	4,106	606	*1,145*	2,355
355.—Shop-keepers and money-lenders' servants	7,166	792	*1,358*	4,816	5,688	797	*1,449*	3,442
356.—Shop-keepers, otherwise unspecified	208,678	27,181	*51,813*	129,684	203,466	27,868	*46,457*	129,141
357.—Pedlars, hawkers, &c	14,288	1,841	*3,824*	8,623	13,782	1,983	*3,549*	8,250
Total Group 56 ...	234,840	30,401	*58,360*	146,079	227,042	31,254	*52,600*	143,188
Group 57 (*a*).—Brokers, &c.								
358.—Brokers, agents, dubash	6,887	915	*1,729*	4,243	6,299	924	*1,424*	3,951
359.—Auctioneers, Auditors, Actuaries, House agents, &c.	...	...	...	...	...	...	...	...
Total Group 57 (a) ...	6,887	915	*1,729*	4,243	6,299	924	*1,424*	3,951

This content downloaded from
14.194.219.90 on Fri, 09 Feb 2024 06:46:19 +00:00
All use subject to https://about.jstor.org/terms

TION BY AGE—*continued.*

FEUDATORY STATES.

TOTAL.				MALES.				FEMALES.			
Total.	Ages.			Total.	Ages.			Total.	Ages.		
	0—4 years.	5—14 years.	15 years and over.		0—4 years.	5—14 years.	15 years and over.		0—4 years.	5—14 years.	15 years and over.
331	22	59	250	229	12	34	183	102	10	25	67
3,009	409	909	1,691	1,620	244	512	864	1,389	255	397	737
1,376	172	358	846	774	84	176	514	602	88	182	332
...	...	...	...	...	...	...	...	...	...	...	...
4,716	603	1,326	2,697	2,623	340	722	1,561	2,093	353	604	1,136
4,716	603	1,326	2,697	2,623	340	722	1,561	2,093	353	604	1,136
323,885	44,733	94,401	184,751	161,336	21,748	47,964	91,624	162,549	22,985	46,438	93,126
...	...	...	...	...	...	...	...	...	...	...	...
996	128	235	633	570	64	137	369	426	64	98	264
...	...	...	...	...	...	...	...	...	...	...	...
139	8	21	110	102	3	12	87	37	5	9	23
...	...	...	...	...	...	...	...	...	...	...	...
1,135	136	256	743	672	67	149	456	463	69	107	287
9,337	900	2,070	6,367	5,664	443	1,144	4,077	3,673	457	926	2,290
384	39	67	278	262	20	34	208	122	19	33	70
9,721	939	2,137	6,645	5,926	463	1,178	4,285	3,795	476	959	2,360
249	24	45	180	165	11	25	129	84	13	20	51
343	28	63	252	205	14	29	162	138	14	34	90
1,995	213	464	1,318	1,026	111	250	665	969	102	204	663
4,613	580	1,198	2,835	2,500	282	635	1,583	2,113	298	563	1,252
7,200	845	1,770	4,585	3,896	418	949	2,529	3,304	427	821	2,056
2,194	298	593	1,303	1,158	147	287	724	1,036	151	306	579
...	...	...	...	...	...	...	...	...	...	...	...
2,194	298	593	1,303	1,158	147	287	724	1,036	151	306	579

This content downloaded from
14.194.219.90 on Fri, 09 Feb 2024 06:46:19 +00:00
All use subject to https://about.jstor.org/terms

Occupation, class, and order.	Provincial Total.				
	Total.	Ages.			Total.
		0—4 years.	5—14 years.	15 years and over.	
CLASS E—*continued.*					
***ORDER XVIII*—concluded.**					
Group 57 (*b*).—Contractors and farmers.					
360.—Farmers of tolls, ferries	2,114	284	520	1,310	78
360-A.—Lessees of pounds	687	81	145	461	41
362.—Lessees and Superintendents of markets, stalls, &c.	821	111	206	504	199
363.—Contractors, otherwise unspecified ...	20,768	2,943	5,473	12,352	1,884
364.—Contractors for labour, emigration agents	2,314	249	447	1,618	195
Total Group 57 (b) ...	26,704	3,668	6,791	16,245	2,397
Total Group 57 ...	50,453	6,319	11,721	32,413	10,738
Total Order XVIII ...	1,25,011	148,572	271,287	705,152	108,924
ORDER XIX.—TRANSPORT AND STORAGE.					
Group 58.—Railway.					
365.—Agents, Directors, Managers and their assistants	30	3	4	23	24
366.—Traffic Managers, Superintendents and Assistants	18	5	1	12	8
368.—Auditors, Accountants, &c.	486	24	50	412	380
369.—Engineers	271	54	86	131	87
370.—Clerical Staff in Railway establishment	3,274	308	611	2,355	1,365
Total Group 58 (a) ...	4,079	394	752	2,933	1,864
Group 58(*b*).—Working staff.					
371.—Station Masters and Assistants, Inspectors, Overseers, &c.	1,807	266	374	1,167	219
372.—Guards, drivers, firemen, &c.	4,039	391	704	2,944	1,852
373.—Pointsmen, shunters, porters and signallers	15,472	1,675	2,786	11,011	1,633
Total Group 58 (b) ...	21,318	2,332	3,864	15,122	3,704
Total Group 58 ...	25,397	2,726	4,616	18,055	5,568
Group 59.—Road.					
374.—Tramway, mail carriage, &c., Companies, contractors, &c.	311	22	58	231	254
375.—Cart owners and drivers, carting agents, &c.	107,510	13,737	23,671	70,202	19,941
376.—Livery stable-keepers, &c.	615	96	189	331	66
377.—Drivers, stableboys, &c.	8,879	1,035	1,302	6,542	6,197
378.—Palki, owners, bearers, &c.	177,911	24,151	39,354	114,406	8,549
Total Group 59 (a) ...	295,226	39,041	64,473	191,712	35,007

This content downloaded from
14.194.219.90 on Fri, 09 Feb 2024 06:46:19 +00:00
All use subject to https://about.jstor.org/terms

TION BY AGE—*continued.*

TERRITORY.

Town.

MALES.				FEMALES.		
Ages.			Total.	Ages.		
0—4 years.	5—14 years.	15 years and over.		0—4 years.	5—14 years.	15 years and over.
7	18	53	69	6	12	51
4	8	29	137	7	4	26
24	49	120	195	33	43	119
263	463	1,158	2,095	275	536	1,284
19	44	132	168	19	35	114
317	582	1,408	2,564	340	630	1,594
856	1,872	8,010	4,786	613	1,117	3,056
10,033	20,576	73,315	84,027	10,479	18,929	54,619
3	3	18	6	...	1	5
...	...	8	10	5	1	4
8	18	354	108	16	32	58
16	24	47	110	27	46	37
88	183	1,994	1,031	124	255	652
115	228	1,521	1,263	172	335	756
23	35	102	178	35	35	108
103	193	1,557	649	106	158	385
204	349	1,080	1,189	194	290	705
329	576	2,799	2,016	335	483	198
444	804	4,320	3,279	507	818	1,994
13	46	195	57	9	12	36
1,895	3,411	14,635	13,453	1,886	2,934	8,633
10	17	39	50	6	19	31
659	619	4,926	2,074	274	503	1,298
854	1,505	6,190	5,889	890	1,465	3,534
3,431	5,591	25,985	21,529	3,065	4,959	13,532

This content downloaded from
14.194.219.90 on Fri, 09 Feb 2024 06:46:19 +00:00
All use subject to https://about.jstor.org/terms

TABLE XVII—A.—OCCUPA

BRITISH TERRITORY—*concluded.*

Country.

Occupation, class, and order.	Males.				Females.			
	Total.	Ages.			Total.	Ages.		
		0—4 years.	5—14 years.	15 years and over.		0—4 years.	5—14 years.	15 years and over.
CLASS E—*continued.*								
***ORDER XVIII*—concluded.**								
Group 57 (*b*).—Contractors and farmers.								
360.—Farmers of tolls, ferries	1,088	135	*258*	695	879	136	*232*	511
360—A.—Lessers of pounds	378	40	*84*	254	231	30	*49*	152
362.—Lessees and superintendents of markets, stalls, &c.	213	28	*54*	131	214	26	*60*	128
363.—Contractors, otherwise unspecified ...	10,426	1,499	*2,929*	6,098	6,363	906	*1,645*	3,812
364.—Contractors for labour, emigration agents	1,450	136	*243*	1,069	501	73	*125*	303
Total Group 57(b) ...	13,555	1,840	*3,468*	8,247	8,188	1,171	*2,111*	4,906
Total Group 57 ...	20,442	2,755	*5,197*	12,490	14,487	2,095	*3,535*	8,857
Total Order XVIII ...	472,509	63,279	*120,197*	289,033	459,551	64,781	*111,585*	283,185
ORDER XIX.—TRANSPORT AND STORAGE.								
Group 58.—Railway.								
365.—Agents, Directors, Managers and their assistants	...	...	...	...	...	...	...	...
366.—Traffic Managers, Superintendents and Assistants	...	...	...	...	...	...	...	...
368.—Auditors, Accountants, &c.	...	...	...	...	...	...	...	...
369.—Engineers	43	7	*9*	27	31	4	*7*	20
370.—Clerical Staff in Railway establishment	423	46	*85*	292	455	50	*88*	317
Total Group 58 (a) ...	466	53	*94*	319	486	54	*95*	337
Group 58(*b*).—Working staff.								
371.—Station Masters and Assistants, Inspectors, Overseers, &c.	704	101	*160*	443	706	108	*144*	454
372.—Guards, drivers, firemen, &c.	903	87	*185*	631	635	95	*169*	371
373.—Pointsmen, shunters, porters and signallers	8,013	633	*1,163*	6,217	4,637	644	*984*	3,009
Total Group 58 (b) ...	9,620	821	*1,508*	7,291	5,978	847	*1,297*	3,834
Total Group 58 ...	10,086	874	*1,602*	7,610	6,464	901	*1,392*	4,171
Group 59.—Road.								
374.—Tramway, mail carriage, &c., Companies, contractors, &c.	...	...	...	...	...	...	...	...
375.—Cart owners and drivers, carting agents, &c.	42,878	4,982	*9,176*	28,720	31,238	4,974	*8,050*	18,214
376.—Livery stable-keepers, &c.	248	39	*76*	131	247	41	*76*	130
377.—Drivers, stableboys, &c.	304	49	*102*	153	304	53	*86*	165
378.—Palki, owners, bearers, &c.	95,723	11,216	*19,957*	64,550	67,750	11,191	*16,427*	40,132
Total Group 59 (a) ...	139,151	16,286	*29,311*	93,554	99,539	16,259	*24,639*	58,641

This content downloaded from
14.194.219.90 on Fri, 09 Feb 2024 06:46:19 +00:00
All use subject to https://about.jstor.org/terms

TION BY AGE—*continued.*

FEUDATORY STATES.

TOTAL.				MALES.				FEMALES.			
Total.	Ages.			Total.	Ages.			Total.	Ages.		
	0—4 years.	5—14 years.	15 years and over.		0—4 years.	5—14 years.	15 years and over.		0—4 years.	5—14 years.	15 years and over.
258	33	73	152	150	14	44	92	108	19	29	60
4	...	...	4	2	...	...	2	2	...	...	2
9	...	1	8	6	...	1	5	3	...	...	3
1,409	230	384	795	798	119	203	476	611	111	181	319
136	21	32	83	78	11	13	54	58	10	19	29
1,816	284	490	1,042	1,034	144	261	629	782	140	229	413
4,010	582	1,083	2,345	2,192	291	548	1,353	1,818	291	535	992
22,066	2,502	5,246	14,318	12,686	1,239	2,824	8,623	9,380	1,263	2,422	5,695
...	...	...	...	...	...	...	...	...	...	...	...
...	...	...	...	...	...	...	...	...	...	...	...
...	...	...	...	...	...	...	...	...	...	...	...
...	...	...	...	...	...	...	...	...	...	...	...
...	...	...	...	...	...	...	...	...	...	...	...
...	...	...	...	...	...	...	...	...	...	...	...
17	3	6	8	6	1	2	3	11	2	4	5
18	...	3	15	12	...	2	10	6	...	1	5
106	15	21	70	54	8	11	35	52	7	10	35
141	18	30	93	72	9	15	48	69	9	15	45
141	18	30	93	72	9	15	48	69	9	15	45
...	...	...	...	...	...	...	...	...	...	...	...
1,918	199	381	1,338	1,215	96	192	927	703	103	189	411
...	...	...	...	...	...	...	...	...	...	...	...
...	...	...	...	...	...	...	...	...	...	...	...
1,906	242	419	1,245	1,072	109	185	778	834	133	234	467
3,824	441	800	2,583	2,287	205	377	1,705	1,537	236	423	878

This content downloaded from
14.194.219.90 on Fri, 09 Feb 2024 06:46:19 +00:00
All use subject to https://about.jstor.org/terms

TABLE XVII—A.—OCCUPA

BRITISH

Occupation, Class, and Order.	Provincial Total.				
	Total.	Ages.			Total.
		0—4 years.	5—14 years.	15 years and over.	
CLASS E—*continued.*					
***ORDER XIX*—continued.**					
Group 59 (*b*).—Carriers by pack animals.					
379.—Pack bullock owners, drivers, &c. ...	78,000	11,126	*19,325*	48,549	2,615
380.—Pack camel, elephant, mule, &c., owners and drivers	1,483	185	*315*	983	72
Total Group 59 (b) ...	80,483	11,311	*19,640*	49,532	2,687
Total Group 59 ...	375,709	50,352	*84,113*	241,244	37,694
Group 60.—Water.					
381.—Ship owners, companies, agents ...	251	40	*79*	132	93
382.—Shipping clerks, supercargoes, &c.	2,068	368	*294*	1,406	1,429
383.—Boat and barge owners	20,278	2,421	*4,652*	13,205	544
Total Group 60 (a) ...	22,597	2,829	*5,025*	14,743	2,066
Group 60(*b*).—Working staff of vessel.					
384.—Ships' officers, Engineers, mariners and firemen	26,911	3,958	*6,267*	16,686	6,009
385.—Boat and bargemen	282,019	29,862	*52,096*	200,061	35,869
386.—Pilots.	76	11	*18*	47	12
387.—Lock-keepers and canal service ..	10	3	*1*	6	3
388.—Dock and harbour service	7,802	616	*871*	6,115	5,311
389.—Divers	144	17	*33*	94	48
Total Group 60 (b) ...	316,762	34,467	*59,286*	223,009	47,252
Total Group 60 ...	339,359	37,296	*64,311*	237,752	49,318
Group 61.—Messages.					
390.—Postal Directors, Post-masters, and clerks	7,371	841	*1,677*	4,853	1,293
391.—Postal messengers, runners, &c. ...	15,985	2,130	*3,573*	10,282	1,698
392.—Messengers (unspecified)	93,437	12,129	*21,706*	59,602	11,755
Total Group 61 (a) ...	116,793	15,100	*26,956*	74,737	14,746
Group 61(*b*).—Telegraph and Telephone.					
393.—Telegraph officers and clerical establishment	774	108	*191*	475	262
394.—Signallers and messengers	428	60	*97*	271	145
Total Group 61 (b) ...	1,202	168	*288*	746	407
Total Group 61 ...	117,995	15,268	*27,244*	75,483	15,153

This content downloaded from
14.194.219.90 on Fri, 09 Feb 2024 06:46:19 +00:00
All use subject to https://about.jstor.org/terms

TION BY AGE—*continued.*

TERRITORY.

Town.

MALES.				FEMALES.		
Ages.			Total.	Ages.		
0—4 years.	5—14 years.	15 years and over.		0—4 years.	5—14 years.	15 years and over.
208	584	1,733	2,102	270	510	1,313
9	12	51	25	6	5	14
307	596	1,764	2,127	285	515	1,327
3,738	6,187	27,709	23,656	3,350	5,447	14,859
16	33	44	93	13	35	45
290	165	974	450	55	93	302
39	140	365	269	40	77	152
345	338	1,383	812	108	205	499
588	790	4,631	2,632	440	681	1,511
971	2,832	32,066	6,085	967	1,641	3,477
2	5	5	26	6	6	14
1	...	2	3	2	...	1
213	452	4,646	2,258	309	416	1,443
3	6	39	54	5	17	32
1,778	4,085	41,389	11,058	1,819	2,761	6,478
2,123	4,423	42,772	11,870	1,927	2,966	6,977
90	240	957	1,018	108	307	603
121	231	1,346	825	137	203	485
1,147	2,284	8,324	8,621	1,182	1,905	5,534
1,364	2,755	10,627	10,464	1,427	2,415	6,522
31	56	175	205	35	50	120
19	29	97	139	19	40	80
50	85	272	344	54	90	200
1,414	2,840	10,899	10,808	1,481	2,505	6,822

This content downloaded from
14.194.219.90 on Fri, 09 Feb 2024 06:46:19 +00:00
All use subject to https://about.jstor.org/terms

TABLE XVII—A.—OCCUPA

BRITISH TERRITORY—*concluded.*

Country.

Occupation, Class, and Order.	Males.				Females.			
	Total.	Ages.			Total.	Ages.		
		0—4 years.	5—14 years.	15 years and over.		0—4 years.	5—14 years.	15 years and over.
CLASS E—*continued.*								
***ORDER XIX*—continued.**								
Group 59 (*b*).—Carriers by pack animals.								
379.—Pack bullock, owners, drivers, &c. ...	39,692	5,419	*10,005*	24,268	34,591	5,130	*8,226*	21,235
380.—Pack camel, elephant, mule, &c., owners and drivers	830	74	*163*	593	556	96	*135*	325
Total Group 59 (b) ...	40,522	5,493	*10,168*	24,861	35,147	5,226	*8,361*	21,560
Total Group 59 ...	179,673	21,779	*39,479*	118,415	134,688	21,485	*33,000*	80,201
Group 60.—Water.								
381.—Ship owners, companies, agents ...	35	5	*4*	26	30	6	*7*	17
382.—Shipping clerks, supercargoes, &c.	103	14	*19*	70	66	9	*17*	60
383.—Boat and barge owners	11,730	1,136	*2,256*	8,338	7,735	1,206	*2,179*	4,350
Total Group 60 (a) ...	11,868	1,155	*2,279*	8,434	7,831	1,221	*2,203*	5,427
Group 60 (*b*).—Working staff of vessels.								
384.—Ships' officers, Engineers, mariners and firemen	8,635	1,429	*2,519*	4,687	9,635	1,501	*2,277*	5,857
385.—Boat and bargemen	149,990	13,371	*23,447*	111,172	90,075	14,553	*22,176*	53,346
386.—Pilots	17	1	*3*	13	21	2	*4*	15
387.—Lock-keepers and canal service ...	4	...	*1*	3	...	...	...	...
388.—Dock and harbour service	23	3	*1*	19	10	1	*2*	7
389.—Divers	15	4	*2*	9	27	5	*8*	14
Total Group 60 (b) ...	158,684	14,808	*27,973*	115,903	99,768	16,062	*24,467*	59,239
Total Group 60 ...	170,552	15,963	*30,252*	124,337	107,619	17,283	*26,670*	63,666
Group 61.—Messages.								
390.—Postal Directors Post-masters, and clerks	2,715	319	*590*	1,806	2,345	318	*540*	1,487
391.—Postal messengers, runners, &c. ...	7,599	953	*1,689*	4,957	5,883	919	*1,450*	3,494
392.—Messengers (unspecified)	39,657	4,765	*9,284*	25,608	33,404	5,033	*8,233*	20,136
Total Group 61 (a) ...	49,971	6,037	*11,563*	32,371	41,612	6,272	*10,223*	25,117
Group 61 (*b*).—Telegraph and Telephone.								
393.—Telegraph officers and clerical establishment	158	20	*47*	91	149	22	*38*	89
394.—Signallers and messengers ...	92	13	*16*	63	52	9	*12*	31
Total Group 61 (b) ...	250	33	*63*	154	201	31	*50*	120
Total Group 61 ...	50,221	6,070	*11,626*	32,525	41,813	6,303	*10,273*	25,237

This content downloaded from
14.194.219.90 on Fri, 09 Feb 2024 06:46:19 +00:00
All use subject to https://about.jstor.org/terms

TION BY AGE—*continued.*

FEUDATORY STATES.

TOTAL.				MALES.				FEMALES.			
Total.	Ages.			Total.	Ages.			Total.	Ages.		
	0—4 years.	5—14 years.	15 years and over.		0—4 years.	5—14 years.	15 years and over.		0—4 years.	5—14 years.	15 years and over.
1,450	172	320	958	807	78	157	572	643	94	163	386
...	...	...	...	...	...	...	...	...	...	...	...
1,450	172	320	958	807	78	157	572	643	94	163	386
5,274	613	1,120	3,541	3,094	283	634	2,277	2,180	330	586	1,264
...	...	...	...	...	...	...	...	...	...	...	...
...	...	...	...	...	...	...	...	...	...	...	...
80	7	14	59	56	3	6	47	24	4	8	12
80	7	14	59	56	3	6	47	24	4	8	12
...	...	...	...	...	...	...	...	...	...	...	...
1,951	151	288	1,512	1,497	76	170	1,251	454	75	118	261
...	...	...	...	...	...	...	...	...	...	...	...
...	...	...	...	...	...	...	...	...	...	...	...
...	...	...	...	...	...	...	...	...	...	...	...
...	...	...	...	...	...	...	...	...	...	...	...
1,951	151	288	1,512	1,497	76	170	1,251	454	75	118	261
2,031	158	302	1,571	1,553	79	176	1,298	478	79	126	273
60	11	20	29	60	7	9	44	30	4	11	15
497	70	99	328	248	34	40	174	249	36	59	154
3,994	525	1,040	2,429	1,864	232	486	1,146	2,130	293	554	1,283
4,581	606	1,159	2,816	2,172	273	535	1,364	2,409	333	624	1,452
21	1	5	15	15	1	3	11	6	...	2	4
52	11	7	34	25	4	3	18	27	7	4	16
73	12	12	49	40	5	6	29	33	7	6	20
4,654	618	1,171	2,865	2,212	278	541	1,393	2,442	340	630	1,472

This content downloaded from
14.194.219.90 on Fri, 09 Feb 2024 06:46:19 +00:00
All use subject to https://about.jstor.org/terms

TABLE XVII—A.—OCCUPA

BRITISH

Occupation, Class, and Order.	Provincial Total.				
	Total.	Ages.			Total.
		0—4 years.	5—14 years.	15 years and over.	
CLASS E—*concluded.*					
***ORDER XIX*—concluded.**					
Group 62.—Storage and weighing.					
396.—Warehouse owners	862	106	*167*	589	68
397.—Warehouse service	514	61	*103*	350	208
398.—Porters (general)	14,579	2,028	*3,651*	8,900	3,014
399.—Weighmen and measurers	28,431	3,507	*6,677*	18,247	4,991
400.—Watchmen	333	29	*48*	256	95
Total Group 62 ...	44,719	5,731	*10,646*	28,342	8,374
Total Order XIX ...	903,179	111,373	*190,930*	600,876	116,107
TOTAL CLASS E ...	2,028,180	259,945	462,217	1,306,028	225,031
CLASS F.—PROFESSIONS.					
ORDER XX.—LEARNED AND ARTISTIC PROFESSIONS.					
Group 63.—Religion.					
401.—Priests, ministers, preachers, missionaries, &c.	647,291	83,174	*156,186*	407,931	28,335
402.—Catechists, readers, zánana mission service	2,368	286	*551*	1,531	245
403.—Exorcists, hail averters, amulet-cers	546	66	*136*	344	...
Total Group 63 (a) ...	650,205	83,526	*156,873*	409,806	28,580
Group 63 (*b*).					
404.—Religious mendicants, inmates of monasteries, convents, &c.	5,925	693	*1,339*	3,900	554
405.—Church, temple, masjid, pagoda, burial or burning ground service, &c.	14,825	1,685	*3,345*	9,795	3,145
405—A.—Circumcisers	3,839	646	*1,011*	2,182	26
Total 63 (b) ...	24,589	3,024	*5,688*	15,877	3,725
Total Group 63 ...	674,794	86,550	*162,561*	425,683	32,305
Group 64.—Education.					
406.—Administrative and inspecting officials	1,283	197	*331*	755	376
407.—Principals, Professors, and teachers in colleges, schools, &c.	134,794	16,192	*30,411*	88,191	13,608
408.—Clerks, &c., on establishments of Educational institutions	210	20	*47*	143	37
Total Group 64 ...	136,287	16,409	*30,789*	89,089	14,021
Group 65.—Literature.					
409.—Authors, editors, and journalists ...	328	37	*67*	224	180
410.—Reporters and short-hand writers ...	96	4	*28*	64	59
411.—Private secretaries and clerks	89,645	10,911	*20,249*	58,485	22,615
412.—Public scribes and copyists	12,760	1,392	*2,781*	8,587	7,968
413.—Service in libraries and literary institutions	14	...	*1*	13	8
Total Group 65 ...	102,843	12,344	*23,126*	67,373	30,830

This content downloaded from
14.194.219.90 on Fri, 09 Feb 2024 06:46:19 +00:00
All use subject to https://about.jstor.org/terms

TION BY AGE—*continued*.

TERRITORY.

Town.

MALES.			Total.	FEMALES.		
Ages.				Ages.		
0—4 years.	5—14 years.	15 years and over.		0—4 years.	5—14 years.	15 years and over.
6	7	55	31	6	10	15
16	31	159	71	12	19	40
258	447	2,309	1,962	260	480	1,228
434	906	3,651	4,015	452	809	2,754
2	10	83	35	3	7	25
716	1,201	6,257	6,114	733	1,325	4,056
8,433	15,655	92,017	55,727	7,998	13,06	34,668
18,468	26,231	170,332	139,754	18,477	31,990	89,287
2,817	5,610	19,008	27,544	2,718	5,266	19,560
22	45	178	236	24	55	159
...	...	...	...	...	...	...
2,839	5,655	20,086	27,782	2,742	5,321	19,719
43	96	415	388	42	87	259
332	666	2,147	3,231	362	689	2,180
3	4	19	21	3	6	12
378	766	2,581	3,640	407	782	2,451
3,217	6,421	22,667	31,422	3,149	6,103	22,170
45	104	327	284	48	79	157
1,265	2,749	9,594	9,327	1,319	2,434	5,574
2	8	27	25	2	5	18
1,312	2,861	9,948	9,636	1,369	2,518	5,749
15	38	127	112	19	20	73
3	20	36	37	1	8	28
1,804	4,038	16,773	12,528	1,836	2,937	7,753
805	1,631	5,532	3,748	469	893	2,386
...	...	8	6	...	1	5
2,627	5,727	22,476	16,429	2,325	3,859	10,245

This content downloaded from
14.194.219.90 on Fri, 09 Feb 2024 06:46:19 +00:00
All use subject to https://about.jstor.org/terms

Occupation, Class, and Order.	BRITISH TERRITORY—*concluded.* Country.							
	Males.				Females.			
	Total.	Ages.			Total.	Ages.		
		0—4 years.	5—14 years.	15 years and over.		0—4 years.	5—14 years.	15 years and over.
CLASS E—*concluded.*								
***ORDER XIX*—concluded.**								
Group 62.—Storage and weighing.								
396.—Warehouse owners	393	51	71	271	370	43	79	248
397.—Warehouse service	123	18	30	75	114	15	23	76
398.—Porters (general)	4,874	748	1,439	2,687	4,729	702	1,285	2,682
399.—Weighmen and measurers	8,994	1,352	2,651	5,991	9,431	1,269	2,311	5,851
400.—Watchmen	132	14	14	104	71	10	17	44
Total Group 62	15,516	2,183	4,205	9,128	14,715	2,099	3,715	8,901
Total Order XIX	426,048	46,869	87,164	292,015	305,297	48,071	73,050	182,176
TOTAL CLASS E	898,557	110,148	207,361	581,048	764,848	112,852	186,635	465,361
CLASS F.—PROFESSIONS.								
ORDER XX.—LEARNED AND ARTISTIC PROFESSIONS.								
Group 63.—Religion.								
401.—Priests, ministers, preachers, missionaries, &c.	290,525	38,188	76,939	175,398	300,887	39,451	68,371	193,065
402.—Catechists, readers, zenana mission service	993	122	219	652	892	118	239	542
403.—Exorcists, hail averters, amulettcers	292	30	72	190	254	36	64	154
Total Group 63(a)	291,810	38,340	77,230	176,240	302,033	39,605	68,667	193,761
Group 63(*b*).								
404.—Religious mendicants, inmates of monasteries, convents, &c.	2,664	316	612	1,736	2,319	292	537	1,490
405.—Church, temple, masjid, pagoda, burial or burning ground service, &c.	4,066	478	989	2,599	4,283	513	1,001	2,869
405—A.—Circumcisers	1,974	319	542	1,113	1,818	321	459	1,038
Total 63(b)	8,704	1,113	2,143	5,448	8,520	1,126	1,997	5,397
Total Group 63	300,514	39,453	79,373	181,688	310,553	40,731	70,664	199,158
Group 64.—Education.								
406.—Administrative and inspecting officials	292	53	76	163	331	51	72	208
407.—Principals, Professors and teachers in colleges, schools, &c.	58,200	6,644	13,102	39,454	52,659	6,964	12,126	33,569
408.—Clerks, &c., on establishments of educational institutions	75	7	19	49	73	9	15	49
Total Group 64	59,567	6,704	13,197	39,666	53,063	7,024	12,213	33,826
Group 65.—Literature.								
409.—Authors, editors and journalists	16	...	5	11	20	3	4	13
410.—Reporters and short-hand writers	...	...	...	...	...	...	...	...
411.—Private secretaries and clerks	28,554	3,612	6,937	18,005	25,950	3,659	6,337	15,954
412.—Public scribes and copyists	489	59	125	305	555	59	132	364
413.—Service in libraries and literary institutions	...	...	...	...	...	...	...	...
Total Group 65	29,059	3,671	7,067	18,321	26,525	3,721	6,473	16,331

This content downloaded from
14.194.219.90 on Fri, 09 Feb 2024 06:46:19 +00:00
All use subject to https://about.jstor.org/terms

TION BY AGE—*continued.*

FEUDATORY STATES.

TOTAL.				MALES.				FEMALES.			
Total.	Ages.			Total.	Ages.			Total.	Ages.		
	0—4 years.	5—14 years.	15 years and over.		0—4 years.	5—14 years.	15 years and over.		0—4 years.	5—14 years.	15 years and over.
24	3	5	16	19	2	4	13	5	1	1	3
...	...	...	...	...	...	...	...	...	...	...	...
499	66	124	309	300	34	69	197	199	32	55	112
87	7	19	61	43	3	8	32	44	4	11	29
...	...	...	...	...	...	...	...	...	...	...	...
610	76	148	386	362	39	81	242	248	37	67	144
12,710	1,483	2,771	8,456	7,293	688	1,347	5,258	5,417	795	1,424	3,198
34,778	3,985	8,017	22,774	18,979	1,927	4,171	13,881	14,797	2,058	3,846	8,893
20,726	2,414	5,504	12,808	11,081	1,121	3,058	6,902	9,645	1,293	2,446	5,906
152	20	34	98	94	8	19	67	58	12	15	31
82	11	21	50	44	5	10	29	38	6	11	21
20,960	2,445	5,559	12,956	11,219	1,134	3,087	6,998	9,741	1,311	2,472	5,958
202	13	36	153	151	6	21	124	51	7	15	29
547	47	94	406	348	22	53	273	199	25	41	133
...	...	...	...	...	...	...	...	...	...	...	...
749	60	130	559	499	28	74	397	250	33	56	162
21,709	2,505	5,689	13,515	11,718	1,162	3,161	7,395	9,991	1,343	2,528	6,120
24	4	6	14	16	1	5	10	8	3	1	4
3,310	292	744	2,274	2,146	142	410	1,594	1,164	150	334	680
13	1	1	11	10	1	1	8	3	...	...	3
3,347	297	751	2,299	2,172	144	416	1,612	1,175	153	335	687
3	...	...	3	1	...	...	1	2	...	...	2
...	...	...	...	...	...	...	...	...	...	...	...
573	58	139	376	346	28	77	241	227	30	62	135
41	5	9	27	19	1	4	14	22	4	5	13
...	...	...	...	...	...	...	...	...	...	...	...
617	63	148	406	366	29	81	256	251	34	67	150

This content downloaded from
14.194.219.90 on Fri, 09 Feb 2024 06:46:19 +00:00
All use subject to https://about.jstor.org/terms

TABLE XVII—A.—OCCUPA

BRITISH

Occupation, class, and order.	Provincial Total.				
	Total.	Ages.			Total.
		0—4 years.	5—14 years.	15 years and over.	
CLASS F—*continued.*					
ORDER XX—continued.					
Group 66.—Law.					
414.—Barristers, advocates, and pleaders	22,519	3,170	*6,134*	13,215	6,818
415.—Solicitors and attorneys	193	24	*44*	125	129
416.—Law agents, muktars, &c.	30,188	3,763	*7,565*	18,860	9,108
417.—Articled clerks and other lawyers' clerks	8,387	1,000	*1,918*	5,469	1,967
418.—Stamp-vendors	4,930	601	*1,153*	3,176	786
419.—Petition-writers	713	81	*183*	449	171
Total Group 66 ...	66,930	8,639	*16,997*	41,294	18,979
Group 67(*a*).—Medicine.					
420.—Administrative and inspecting staff	82	13	*13*	56	...
421.—Practitioners by diploma	5,451	717	*1,290*	3,444	2,586
422.—Practitioners without diploma (Baids, Hakims, &c.)	138,987	19,005	*33,603*	86,379	10,049
423.—Dentists	11	1	*2*	8	4
424.—Oculists	80	11	*23*	46	...
425.—Vaccinators	4,473	549	*1,041*	2,883	390
426.—Midwives	34,034	4,378	*7,468*	22,188	571
Total 67(a) ...	183,118	24,674	*43,440*	1,15,004	13,600
Group 67(*b*).—Subsidiary medical service.					
427.—Hospital and asylum matrons, assistants, and apothecaries	145	8	*34*	103	120
428.—Compounders, nurses, and hospital, asylum, and dispensary service ...	2,933	307	*534*	2,092	1,354
Total Group 67(b) ...	3,078	315	*568*	2,195	1,474
Total Group 67 ...	186,196	24,989	*44,008*	1,17,199	15,074
Group 68(*a*).—Engineering and surveying.					
429.—Administrative and inspecting staff	1,121	135	*228*	758	628
430.—Civil Engineers and architects ...	1,525	215	*368*	942	543
431.—Topographical, archæological, and Revenue surveyors	505	60	*106*	339	134
Total Group 68(a) ...	3,151	410	*702*	2,039	1,303
Group 68(*b*).—Subsidiary staff.					
432.—Draughtsmen and operators in Survey offices, overseers, &c.	11,471	1,416	*2,465*	7,590	1,809
433.—Clerks, &c., in offices of the above ...	1,983	209	*390*	1,384	114
Total Group 68(b) ...	13,454	1,625	*2,855*	8,974	1,923
Total Group 68 ...	16,605	2,035	*3,557*	11,013	3,226

This content downloaded from
14.194.219.90 on Fri, 09 Feb 2024 06:46:19 +00:00
All use subject to https://about.jstor.org/terms

TION BY AGE—*continued.*

TERRITORY.

Town.

MALES.				FEMALES.		
Ages.			Total.	Ages.		
0—4 years.	5—14 years.	15 years and over.		0—4 years.	5—14 years.	15 years and over.
748	1,796	4,274	4,992	733	1,226	3,003
14	26	89	64	10	18	36
787	2,177	6,144	6,009	788	1,426	3,735
141	344	1,482	1,052	159	257	636
72	152	503	703	87	167	449
12	35	124	107	15	29	63
1,774	4,530	12,675	12,897	1,792	3,123	7,982
...	...	...	...	...	...	...
255	535	1,796	2,167	357	594	1,216
1,185	2,199	6,672	8,512	1,233	1,874	5,405
...	...	4	7	1	2	4
...	...	...	...	...	...	...
42	93	255	345	39	83	223
88	185	298	1,948	102	239	1,605
1,570	3,005	9,025	12,977	1,732	2,792	8,453
4	28	88	25	4	6	15
114	190	1,050	543	73	137	333
118	218	1,138	568	77	143	348
1,688	3,223	10,163	13,545	1,809	2,935	8,801
59	113	455	457	71	108	278
67	110	366	577	95	147	335
13	13	109	135	18	40	77
139	234	930	1,169	184	295	690
173	381	1,355	1,395	203	338	86
6	15	93	22	4	5	13
179	396	1,348	1,417	207	333	87
318	630	2,278	2,586	391	628	1,567

This content downloaded from
14.194.219.90 on Fri, 09 Feb 2024 06:46:19 +00:00
All use subject to https://about.jstor.org/terms

TABLE XVII—A.—OCCUPA

BRITISH TERRITORY—*concluded.*

Country.

Occupation, Class, and Order.	Males.				Females.			
	Total.	Ages.			Total.	Ages.		
		0—4 years.	5—14 years.	15 years and over.		0—4 years.	5—14 years.	15 years and over.
CLASS F—*continued.*								
***ORDER XX*—continued.**								
Group 66.—Law.								
414.—Barristers, advocates, and pleaders	4,846	789	*1,515*	2,542	5,893	900	*1,597*	3,396
415.—Solicitors and attorneys	...	...	...	...	...	...	...	...
416.—Law agents, mukhtars, &c.	7,388	1,057	*2,005*	4,326	7,683	1,131	*1,957*	4,595
417.—Articled clerks and other lawyers' clerks	2,623	350	*661*	1,612	2,745	350	*656*	1,739
418.—Stamp-vendors	1,667	208	*410*	1,049	1,774	234	*424*	1,116
419.—Petition-writers	255	28	*69*	158	180	26	*50*	104
Total Group 66	16,779	2,432	*4,660*	9,687	18,275	2,641	*4,684*	10,950
Group 67(*a*).—Medicine.								
420.—Administrative and inspecting staff	38	5	*7*	26	44	8	*6*	30
421.—Practitioners by diploma	372	55	*91*	226	326	50	*70*	206
422.—Practitioners without diploma (Baids, Hakims, &c.)	60,487	8,063	*15,330*	37,094	59,939	8,524	*14,207*	37,208
423.—Dentists	...	...	...	...	...	...	...	...
424.—Oculists	40	6	*12*	22	40	5	*11*	24
425.—Vaccinators	2,044	241	*460*	1,343	1,694	227	*405*	1,063
426.—Midwives	9,472	1,821	*2,911*	4,740	22,045	2,367	*4,133*	15,545
Total 67(a)	72,463	10,191	*18,811*	43,451	84,088	11,181	*18,832*	54,075
Group 67(*b*).—Subsidiary medical service.								
427.—Hospital and asylum matrons, assistants, and apothecaries	...	...	...	...	...	...	...	...
428.—Compounders, nurses, and hospital, asylum, and dispensary service	567	59	*115*	393	469	61	*92*	316
Total Group 67(b)	567	59	*115*	393	469	61	*92*	316
Total Group 67	73,020	10,250	*18,926*	43,844	84,557	11,242	*18,924*	54,391
Group 68(*a*).—Engineering and surveying.								
429.—Administrative and inspecting staff	22	3	*5*	14	16	2	*3*	11
430.—Civil Engineers and architects	209	27	*52*	130	196	26	*59*	111
431.—Topographical, archæological, and Revenue surveyors	141	15	*33*	93	95	14	*21*	60
Total Group 68(a)	372	45	*90*	237	307	42	*83*	182
Group 68(*b*).—Subsidiary staff.								
432.—Draughtsmen and operators in Survey offices, overseers, &c.	4,931	521	*963*	3,448	3,336	519	*794*	2,023
433.—Clerks, &c., in offices of the above	1,160	98	*190*	872	687	101	*180*	406
Total Group 68 (b)	6,091	619	*1,153*	4,320	4,023	620	*974*	2,429
Total Group 68	6,463	664	*1,242*	4,557	4,330	662	*1,057*	2,611

This content downloaded from
14.194.219.90 on Fri, 09 Feb 2024 06:46:19 +00:00
All use subject to https://about.jstor.org/terms

TION BY AGE—*continued.*

FEUDATORY STATES.

TOTAL.				MALES.				FEMALES.			
Total.	AGES.			Total.	AGES.			Total.	AGES.		
	0—4 years.	5—14 years.	15 years and over.		0—4 years.	5—14 years.	15 years and over.		0—4 years.	5—14 years.	15 years and over.
244	34	62	148	160	19	43	98	84	15	19	50
...	...	...	...	...	...	...	...	...	...	...	...
598	68	148	382	393	33	93	267	205	35	55	115
238	22	51	165	143	8	31	104	95	14	20	61
43	2	5	36	30	...	2	28	13	2	3	8
155	12	25	118	112	8	16	88	43	4	9	30
1,278	138	291	849	838	68	185	585	440	70	106	264
...	...	...	...	...	...	...	...	...	...	...	...
106	13	24	70	70	5	15	50	36	7	9	20
2,229	252	510	1,467	1,256	124	276	856	973	128	234	611
...	...	...	...	...	...	...	...	...	...	...	...
16	3	5	8	9	2	2	5	7	1	3	3
140	10	14	116	97	3	3	86	43	7	6	30
1,515	368	493	654	542	169	239	141	973	199	261	513
4,006	645	1,046	2,315	1,974	303	533	1,138	2,032	342	513	1,177
...	...	...	...	...	...	...	...	...	...	...	...
94	11	30	53	58	5	19	34	36	6	11	19
94	11	30	53	58	5	19	34	36	6	11	19
4,100	656	1,076	2,368	2,032	308	552	1,172	2,068	348	524	1,196
...	...	...	...	...	...	...	...	...	...	...	...
...	...	...	...	...	...	...	...	...	...	...	...
...	...	...	...	...	...	...	...	...	...	...	...
...	...	...	...	...	...	...	...	...	...	...	...
399	36	60	303	243	15	33	195	156	21	27	108
76	9	19	48	47	4	9	34	29	5	10	14
475	45	79	351	290	19	42	229	185	26	37	122
475	45	79	351	290	19	42	229	185	26	37	122

This content downloaded from
14.194.219.90 on Fri, 09 Feb 2024 06:46:19 +00:00
All use subject to https://about.jstor.org/terms

TABLE XVII—A.—OCCUPA

BRITISH

Occupation, Class, and Order.	Provincial Total.				
	Total.	Ages.			Total.
		0—4 years.	5—14 years.	15 years and over.	
CLASS F—*continued.*					
***ORDER XX*—concluded.**					
Group 69(*a*).—Other sciences.					
434.—Astronomers and meteorologists and establishments	37	2	5	30	24
435.—Botanists, Naturalists, and officers of scientific institutions	8	2	3	3	5
Total Group 69(a) ...	45	4	8	33	29
Group 69(*b*).—Minor Sciences.					
437.—Astrologers, Genealogists, and Horoscope casters	9,766	1,283	2,411	6,072	297
438.—Almanac makers and sellers	85	9	26	50	...
Total Group 69(b) ...	9,851	1,292	2,437	6,122	297
Total Group 69 ...	9,896	1,296	2,445	6,155	326
Group 70.—Pictorial Art and Sculpture.					
440.—Painters, Superintendents of Schools of Art, &c.	8,263	1,034	1,914	5,315	1,620
441.—Sculptors	122	4	8	110	98
442.—Photographers	336	65	80	191	117
Total Group 70 ...	8,721	1,103	2,002	5,616	1,835
Group 71.—Music, acting, dancing.					
443.—Music composers and teachers ...	684	61	107	516	348
444.—Bandmasters and players (not military)	131,492	20,097	34,481	76,914	4,526
446.—Actors, Singers, and dancers	37,390	4,450	9,599	23,341	4,149
Total Group 71 ...	169,566	24,608	44,187	100,771	9,023
Total Order XX ...	1,371,838	177,973	329,672	864,103	125,619
ORDER XXI.—SPORT AND AMUSEMENT.					
Group 72.—Sport.					
447.—Race-course service, book-makers, jockeys, &c.	80	1	11	61	41
449.—Shikaris, falconers, bird catchers ...	8,010	1,087	1,984	4,939	701
Total Group 72 ...	8,090	1,095	1,995	5,000	742
Group 73.—Exhibitions and games.					
450.—Exhibitors of trained animals ...	2,835	434	779	1,622	72
452.—Cock and pigeon fanciers	127	18	22	87	108
Total Group 73(a) ...	2,962	452	801	1,709	180

This content downloaded from
14.194.219.90 on Fri, 09 Feb 2024 06:46:19 +00:00
All use subject to https://about.jstor.org/terms

TION BY AGE—*continued.*

TERRITORY.

Town.

MALES.				FEMALES.		
Ages.			Total.	Ages.		
0—4 years.	5—14 years.	15 years and over.		0—4 years.	5—14 years.	15 years and over.
...	3	21	7	1	1	5
2	2	1	3	...	1	2
2	5	22	10	1	2	7
18	69	217	146	23	25	98
...	...	...	...	...	...	...
18	69	217	146	23	25	98
20	67	239	156	24	27	105
146	306	1,168	1,322	173	257	892
3	6	69	24	1	2	21
7	13	7	198	57	64	77
156	325	1,354	1,544	231	323	990
14	34	300	178	31	39	108
498	1,027	2,931	3,713	510	854	2,349
379	1,028	2,742	3,573	400	825	2,348
891	2,159	5,973	7,464	941	1,718	4,805
12,003	25,943	87,673	95,679	12,031	21,234	62,414
5	5	31	4	...	2	2
93	164	444	649	122	152	375
98	169	475	653	122	154	377
3	28	41	77	13	19	45
16	17	75	18	2	5	11
19	45	116	95	15	24	56

This content downloaded from
14.194.219.90 on Fri, 09 Feb 2024 06:46:19 +00:00
All use subject to https://about.jstor.org/terms

TABLE XVII—A.—OCCUPA

Occupation, Class, and Order.	BRITISH TERRITORY—*concluded.* Country.							
	MALES.				FEMALES.			
	Total.	Ages.			Total.	Ages.		
		0—4 years.	5—14 years.	15 years and over.		0—4 years.	5—14 years.	15 years and over.
CLASS F—*continued.*								
***ORDER XX*—concluded.**								
Group 69(*a*).—Other sciences.								
434.—Astronomers and Meteorologists and establishments	6	1	*1*	4	...	...	...	...
435.—Botanists, naturalists, and officers of scientific institutions	...	...	...	...	...	...	...	...
Total Group 69(a)	6	1	*1*	4	...	...	...	...
Group 69(*b*).—Minor Sciences.								
437.—Astrologers, Genealogists, and Horoscope casters	4,680	606	*1,196*	2,878	4,643	636	*1,128*	2,879
438.—Almanac makers and sellers	48	4	*16*	28	37	5	*10*	22
Total Group 69(b)	4,728	610	*1,212*	2,906	4,680	641	*1,138*	2,901
Total Group 69	4,734	611	*1,213*	2,910	4,680	641	*1,138*	2,901
Group 70.—Pictorial Art and Sculpture.								
440.—Painters, Superintendents of Schools of Art, &c.	2,633	340	*686*	1,607	2,688	375	*665*	1,648
441.—Sculptors	...	...	...	...	...	...	...	...
442.—Photographers	10	...	*1*	9	11	1	*2*	8
Total Group 70	2,643	340	*687*	1,616	2,699	376	*667*	1,656
Group 71.—Music, acting, dancing.								
443.—Music composers and teachers	103	7	*22*	74	55	9	*12*	34
444.—Bandmasters and players (not military)	62,826	9,250	*17,596*	35,980	60,427	9,839	*14,934*	35,654
446.—Actors, singers, and dancers	16,372	1,818	*4,347*	10,207	13,296	1,853	*3,399*	8,044
Total Group 71	79,301	11,075	*21,965*	46,261	73,778	11,701	*18,345*	43,732
Total Order XX	572,080	75,200	*148,330*	348,550	578,460	78,739	*134,165*	365,556
ORDER XXI—SPORT AND AMUSEMENT.								
Group 72.—Sport.								
447.—Race-course service, book-makers, jockeys, &c.	30	3	*2*	25	5	...	*2*	3
448.—Shikaris, falconers, bird catchers	3,671	417	*866*	2,388	2,989	455	*802*	1,732
Total Group 72	3,701	420	*868*	2,413	2,994	455	*804*	1,735
Group 73(*a*).—Exhibitions and Games.								
450.—Exhibitors of trained animals.	1,501	196	*403*	902	1,185	222	*329*	634
452.—Cock and pigeon fanciers	1	...	...	1	...	...	...	...
Total Group 73(a)	1,502	196	*403*	903	1,185	222	*329*	634

This content downloaded from
14.194.219.90 on Fri, 09 Feb 2024 06:46:19 +00:00
All use subject to https://about.jstor.org/terms

TION BY AGE—*continued.*

FEUDATORY STATES.

TOTAL.				MALES.				FEMALES.			
Total.	Ages.			Total.	Ages.			Total.	Ages.		
	0—5 years.	5—14 years.	15 years and over.		0—5 years.	5—14 years.	15 years and over.		0—5 years.	5—14 years.	15 years and over.
...	...	...	...	...	...	...	...	...	...	...	...
...	...	...	...	...	...	...	...	...	...	...	...
...	...	...	...	...	...	...	...	...	...	...	...
601	71	145	385	306	35	71	200	295	36	74	185
7	1	2	4	6	1	2	3	1	...	...	
608	72	147	389	312	36	73	203	296	36	74	186
608	72	147	389	312	36	73	203	296	36	74	186
408	40	92	276	183	18	41	124	225	22	51	152
...	...	...	...	...	...	...	...	...	...	...	...
...	...	...	...	...	...	...	...	...	...	...	...
408	40	92	276	183	18	41	124	225	22	51	152
...	...	...	...	...	...	...	...	...	...	...	...
5,414	700	1,523	3,101	2,760	368	812	1,600	2,654	422	711	1,501
376	43	85	248	222	22	52	148	154	21	33	100
5,790	833	1,608	3,349	3,002	390	864	1,748	2,788	443	744	1,601
38,332	4,649	9,881	23,802	20,913	2,174	5,415	13,324	17,419	2,475	4,466	10,478
...	...	...	...	...	...	...	...	...	...	...	...
251	41	67	143	139	22	38	79	112	19	29	64
251	41	67	143	139	22	38	79	112	19	29	64
187	27	55	105	101	12	29	60	86	15	26	45
...	...	...	...	...	...	...	...	...	...	...	...
187	27	55	105	101	12	29	60	86	15	26	45

This content downloaded from
14.194.219.90 on Fri, 09 Feb 2024 06:46:19 +00:00
All use subject to https://about.jstor.org/terms

Occupation, Class, and Order.	Provincial Total.				Total.
	Total.	Ages.			
		0—4 years.	5—14 years.	15 years and over.	
CLASS F—*concluded.*					
***ORDER XXI*—concluded.**					
Group 73.—Conjuring, fortune-telling, and other exhibitions.					
453.—Buffoons	207	21	43	143	56
454.—Story and ballad reciters	853	193	197	554	62
455.—Exhibitors of puppets	449	44	101	304	69
456.—Conjurors and fortune-tellers	2,068	253	509	1,306	224
Total Group 73(b)	3,577	420	850	3,307	411
Group 73(*c*).—Acrobatics and athletics.					
457.—Tumblers, acrobats, wrestlers, professional cricketers, &c.	3,196	378	803	2,016	145
Total Group 73(c)	3,196	378	803	2,016	145
Group 73(d).—Service of places of entertainment.					
458.—Swing and merry-go-round keepers	7	...	4	3	...
460.—Billiard-room and theatre owners, managers, and service	30	3	6	21	13
Total Group 73(d)	37	3	10	24	13
Total Group 73	9,772	1,253	2,463	6,056	749
Total Order XXI	17,862	2,348	4,458	11,056	1,491
TOTAL CLASS F	1,389,700	180,321	334,130	875,249	127,110
CLASS G.—INDEFINITE AND INDEPENDENT.					
ORDER XXIII.—INDEFINITE.					
Group 74.—Unskilled labour.					
461.—Well sinkers	192	12	25	155	75
462.—Tank diggers and excavators	80,623	8,739	16,608	55,276	3,018
463.—Road, canal, and railway labourers	6,371	687	1,170	4,514	2,544
464.—Quarrymen	831	111	237	483	...
466.—Rice-pounders and huskers	530,259	50,634	103,010	376,615	12,533
Total Group 74(a)	618,276	60,183	121,050	437,043	18,170
Group 74(*b*).—General.					
467.—General labour	8,308,300	1,182,784	2,164,296	4,961,220	245,339
Total Group 74(b)	8,308,300	1,182,784	2,164,296	4,961,220	245,339
Total Group 74	8,926,576	1242,967	2,285,346	5,398,263	263,509

This content downloaded from
14.194.219.90 on Fri, 09 Feb 2024 06:46:19 +00:00
All use subject to https://about.jstor.org/terms

TION BY AGE—*continued.*

TERRITORY.

Town.

MALES.				FEMALES.		
Ages.			Total.	Ages.		
0—4 years.	5—14 years.	15 years and over.		0—4 years.	5—14 years.	15 years and over.
1	13	42	19	1	6	12
8	8	46	40	8	9	23
7	12	50	76	4	16	56
18	39	167	182	15	32	85
34	72	305	267	28	63	176
10	32	103	243	11	77	155
10	32	103	243	11	77	155
...	...	...	...	...	...	...
2	1	10	17	1	5	11
2	1	10	17	1	5	11
65	150	534	622	55	169	398
163	319	1,009	1,275	177	323	775
12,166	26,262	88,682	96,954	12,208	21,557	63,189
1	2	72	...	...	...	...
363	611	2,044	2,691	381	563	1,747
139	275	2,130	1,153	163	297	693
...	...	...	...	...	...	...
1,766	3,334	7,433	23,459	1,609	3,850	17,801
2,269	4,222	11,679	27,303	2,352	4,710	20,241
24,847	47,250	173,243	174,581	24,722	41,018	103,841
24,847	47,250	173,243	174,581	24,722	41,018	103,841
27,116	51,472	184,921	201,884	27,074	45,728	129,082

This content downloaded from
14.194.219.90 on Fri, 09 Feb 2024 06:46:19 +00:00
All use subject to https://about.jstor.org/terms

Occupation, Class, and Order.	BRITISH TERRITORY—*concluded.* Country.							
	MALES.				FEMALES.			
	Total.	Ages.			Total.	Ages.		
		0—4 years.	5—14 years.	15 years and over.		0—4 years.	5—14 years.	15 years and over.
CLASS F—*concluded.*								
***ORDER XXI*—concluded.**								
Group 73.—Conjuring, fortune-telling, and other exhibitions.								
453.—Buffoons	75	8	*16*	51	57	11	*8*	38
454.—Story and ballad reciters	471	41	*108*	322	280	45	*72*	163
455.—Exhibitors of puppets	200	17	*44*	139	104	16	*29*	59
456.—Conjurors and fortune-tellers	910	111	*1237*	562	802	109	*201*	492
Total Group 73(b)	1,656	177	*405*	1,074	1,243	181	*310*	752
Group 73(c).—Acrobatics and athletics.								
457.—Tumblers, acrobats, wrestlers, professional cricketers, &c.	1,700	179	*404*	1,117	1,108	178	*289*	641
Total Group 73(c)	1,700	179	*404*	1,117	1,108	178	*289*	641
Group 73(*d*).—Service of places of entertainment.								
458.—Swing and merry-go-round keepers	5	...	4	1	2	...	...	2
460.—Billiard-room and theatre owners, managers and service	...	...	...	...	...	...	...	...
Total Group 73(d)	5	...	4	1	2	...	...	2
Total Group 73	4,863	552	*1,216*	3,095	3,538	581	*928*	2,029
Total Order XXI	8,564	973	*2,084*	5,508	6,532	1,038	*1,732*	3,764
TOTAL CLASS F	580,644	76,172	150,414	354,058	584,992	79,775	135,897	369,320
CLASS G.—INDEFINITE AND INDEPENDENT.								
ORDER XXXIII.—INDEFINITE.								
Group 74.—Unskilled labour.								
461.—Well sinkers	64	4	*10*	50	53	7	*13*	33
462.—Tank diggers and excavators	49,432	3,999	*8,592*	36,859	25,482	4,005	*6,842*	14,635
463.—Road, canal, and railway labourers	1,559	188	*296*	1,075	1,115	197	*302*	616
464.—Quarrymen	420	55	*114*	251	411	56	*123*	232
466.—Rice-pounders and huskers	88,999	19,528	*35,529*	33,942	405,288	27,532	*60,297*	317,459
Total Group 74(a)	140,474	23,765	*44,541*	72,168	432,329	31,797	*67,577*	332,955
Group 74(*b*).—General.								
467.—General labour	3,893,002	541,428	*1,068,976*	2,283,598	3,995,378	591,787	*1,007,059*	2,396,539
Total Group 74(b)	3,893,002	541,428	*1,068,976*	2,283,598	3,995,378	591,787	*1,007,059*	2,396,539
Total Group 74	4,033,476	565,193	*1,113,517*	2,354,766	4,427,707	623,584	*1,074,629*	2,729,494

This content downloaded from
14.194.219.90 on Fri, 09 Feb 2024 06:46:19 +00:00
All use subject to https://about.jstor.org/terms

TION BY AGE—*continued.*

FEUDATORY STATES.

TOTAL.				MALES.				FEMALES.			
Total.	Ages.			Total.	Ages.			Total.	Ages.		
	0—4 years.	5—14 years.	15 years and over.		0—4 years.	5—14 years.	15 years and over.		0—4 years.	5—14 years.	15 years and over.
...	...	...	...	...	...	...	...	...	...	...	...
13	1	2	10	10	1	1	8	3	...	1	2
...	...	...	...	...	...	...	...	...	...	...	...
193	19	65	109	97	8	39	57	96	11	33	52
206	20	67	119	107	9	33	65	99	11	34	54
86	13	19	54	51	7	10	34	35	6	9	20
86	13	19	54	51	7	10	34	35	6	9	20
...	...	...	...	...	...	...	...	...	...	...	...
...	...	...	...	...	...	...	...	...	...	...	...
...	...	...	...	...	...	...	...	...	...	...	...
470	60	141	278	259	28	72	159	220	32	69	119
730	101	208	421	398	50	110	238	332	51	98	183
39,062	4,750	10,089	24,223	21,311	2,224	5,525	13,562	17,751	2,526	4,564	10,661
242	34	71	137	116	15	38	63	126	19	33	74
3,889	404	774	2,711	2,430	168	389	1,853	1,459	216	385	858
14	2	4	8	5	1	1	3	9	1	3	5
...	...	...	...	...	...	...	...	...	...	...	...
14,278	1,472	3,847	8,959	2,957	683	1,383	891	11,321	789	2,464	8,068
18,423	1,912	4,696	11,815	5,508	887	1,811	2,810	12,915	1,025	2,885	9,005
382,222	57,108	109,568	215,546	196,150	27,243	63,026	105,881	186,072	29,865	46,542	109,665
382,222	57,108	109,568	215,546	196,150	27,243	63,026	105,881	186,072	29,865	46,542	109,665
400,645	59,020	114,264	227,361	201,658	28,130	64,837	108,691	198,987	30,890	49,427	118,670

This content downloaded from
14.194.219.90 on Fri, 09 Feb 2024 06:46:19 +00:00
All use subject to https://about.jstor.org/terms

TABLE XVII—A.—OCCUPA

BRITISH

Occupation, Class, and Order.	Provincial Total.				
	Total.	Ages.			Total.
		0—4 years.	5—14 years.	15 years and over.	
CLASS G—*concluded.*					
***ORDER XXIII.*—concluded.**					
Group 75.—Undefined.					
468.—A.—Indefinite and unspecified	86,889	14,942	*12,515*	59,432	30,428
468.—B.—Disreputable means of livelihood	74,932	3,952	*9,170*	61,810	2,183
Total Group 75 ...	161,821	18,894	*21,685*	121,242	32,611
Total Order XXIII ...	9,088,397	1,261,861	*2,307,031*	5,519,505	298,120
ORDER XXIV.—INDEPENDENT.					
Group 76.—Property and alms.					
469.—House-rent, shares, and other property not being land	20,274	2,082	*4,251*	13,941	5,265
470.—Allowances from patrons or relatives	25,236	3,023	*6,148*	16,065	2,163
Total Group 76(a) ...	45,510	5,105	*10,399*	30,006	7,428
Group 76(*b*).—Charity and endowment.					
471.—Educational or other endowments, scholarships, &c.	381	3	*185*	193	248
472.—Mendicancy (not being affiliated to a religious order)	732,392	80,491	*155,923*	495,978	27,754
Total Group 76(b) ...	732,773	80,494	*156,108*	496,171	28,002
Total Group 76 ...	778,283	85,599	*166,507*	526,177	35,430
Group 77.—Supported at the public charge.					
473.—Pensioners, Civil services	5,713	636	*1,285*	3,792	2,527
474.—Pensioners, Military services	1,312	167	*328*	817	608
474—A.—Pensioners, unspecified	8,967	997	*1,975*	5,995	2,553
Total Group 77(a) ...	15,992	1,800	*3,588*	10,604	5,688
Group 77(*b*).—Prisoners.					
475.—Inmates of asylums	443	7	*15*	421	328
476.—Prisoners under trial	1,131	...	*26*	1,105	721
477.—Prisoners for debt	51	...	*1*	50	43
478.—Prisoners convicted or in reformatories	13,303	18	*55*	13,230	8,633
Total Group 77(b) ...	14,928	25	*97*	14,806	9,725
Total Group 77 ...	30,920	1,825	*3,685*	25,410	15,413
Total Order XXIII ...	809,203	87,424	*170,192*	551,587	50,843
TOTAL CLASS G ...	9,897,600	1,349,285	2,477,223	6,071,092	346,983
GRAND TOTAL ...	71,346,987	10,301,430	18,520,841	42,524,716	1,905,224

This content downloaded from
14.194.219.90 on Fri, 09 Feb 2024 06:46:19 +00:00
All use subject to https://about.jstor.org/terms

TION BY AGE—*continued.*

TERRITORY.

Town.

MALES.				FEMALES.		
Ages.			Total.	Ages.		
0—4 years.	5—14 years.	15 years and over.		0—4 years.	5—14 years.	15 years and over.
2,460	3,106	17,862	41,490	3,499	5,850	32,141
511	900	772	41,077	1,132	3,733	36,212
9,971	4,006	18,634	82,567	4,631	9,583	68,353
37,087	55,478	203,555	284,451	31,705	55,311	197,435
673	1,313	3,279	8,516	669	1,422	6,435
197	457	1,509	2,497	203	370	1,924
870	1,770	4,788	11,013	862	1,792	8,359
3	156	89	133	...	29	104
2,403	4,927	20,424	30,373	2,433	4,685	23,255
2,406	5,083	20,513	30,506	2,433	4,714	23,359
3,276	6,853	25,301	41,519	3,295	6,506	31,718
243	548	1,736	2,331	276	515	1,540
62	148	398	868	67	94	207
245	617	1,691	2,379	265	453	1,661
550	1,313	3,823	5,078	608	1,062	3,408
4	8	316	115	3	7	105
...	4	717	33	...	6	27
...	...	43	...	...	...	...
6	14	8,613	236	8	27	201
10	26	9,689	384	11	40	333
560	1,339	13,514	5,462	619	1,102	3,741
3,836	8,193	38,815	46,981	3,914	7,608	33,459
40,923	63,670	242,370	331,432	35,619	62,919	232,934
186,550	364,449	1,354,226	1,538,652	186,913	321,324	1,030,415

2 L 2

This content downloaded from
14.194.219.90 on Fri, 09 Feb 2024 06:46:19 +00:00
All use subject to https://about.jstor.org/terms

TABLE XVII—A.—OCCUPA

BRITISH TERRITORY—*concluded.*

Country.

Occupation, Class, and Order.	Males.				Females.			
	Total.	Ages.			Total.	Ages.		
		0—4 years.	5—14 years.	15 years and over.		0—4 years.	5—14 years.	15 years and over.
CLASS G—*concluded.*								
***ORDER XXIII*—concluded.**								
Group 75.—Undefined.								
468.—A.—Indefinite and unspecified	6,989	891	*1,798*	4,300	7,982	1,092	*1,761*	5,129
468.—B.—Disreputable means of livelihood	2,920	527	*939*	1,454	28,752	1,781	*3,678*	23,392
Total Group 75 ...	9,909	1,418	*2,737*	5,754	36,734	2,874	*5,439*	28,521
Total Order XXIII ...	4,043,385	566,611	*1,116,274*	2,360,500	4,464,441	626,458	*1,079,968*	2,758,015
ORDER XXIV.—INDEPENDENT.								
Group 76(*a*).—Property and Alms.								
469.—House-rent, shares, and other property not being land	3,159	396	*785*	1,978	3,334	334	*731*	2,249
470.—Allowances from patrons or relatives	9,658	1,219	*2,615*	5,824	10,918	1,424	*2,706*	6,808
Total Group 76(a) ...	12,817	1,615	*3,400*	7,802	14,252	1,758	*3,437*	9,057
Group 76(*b*).—Charity and endowment.								
471.—Educational or other endowments, scholarships, &c.	...	...	...	...	...	...	...	...
472.—Mendicancy (not being affiliated to a religious order)	316,498	37,514	*79,402*	199,580	357,769	38,141	*66,909*	252,719
Total Group 76(b) ...	316,498	37,514	*79,402*	199,580	357,769	38,141	*66,909*	252,719
Total Group 76 ...	329,313	39,129	*82,802*	207,382	372,021	39,899	*70,346*	261,776
Group 77.—Supported at the public charge.								
473.—Pensioners, Civil services	438	52	*135*	251	417	65	*87*	265
474.—Pensioners, Military services	192	15	*53*	124	144	23	*33*	88
474—A.—Pensioners, unspecified	1,948	230	*482*	1,236	2,087	257	*423*	1,407
Total Group 77(a) ...	2,578	297	*670*	1,611	2,648	345	*543*	1,760
Group 77(*b*).—Prisoners.								
475.—Inmates of asylums	...	...	...	...	...	...	...	...
476.—Prisoners under trial	360	...	*14*	346	17	...	*2*	15
477.—Prisoners for debt	8	...	*1*	7	...	...	...	...
478.—Prisoners convicted or in reformatories	4,316	2	*6*	4,308	118	2	*8*	108
Total Group 77(b) ...	4,684	2	*21*	4,661	135	2	*10*	123
Total Group 77 ...	7,262	299	*691*	6,272	2,783	347	*553*	1,883
Total Order XXIII ...	336,575	39,428	*83,493*	213,654	374,804	40,246	*70,899*	263,659
TOTAL CLASS G ...	4,379,960	606,039	*1,199,767*	2,574,154	839,245	66,704	*1,150,867*	3,021,674
GRAND TOTAL ...	33,658,075	4,763,393	*9,453,087*	19,441,915	34,245,038	5,164,574	*8,382,001*	20,698,461

This content downloaded from
14.194.219.90 on Fri, 09 Feb 2024 06:46:19 +00:00
All use subject to https://about.jstor.org/terms

TION BY AGE—*concluded.*

FEUDATORY STATES.

TOTAL.				MALES.				FEMALES.			
Total.	Ages.			Total.	Ages.			Total.	Ages.		
	0—4 years.	5—14 years.	15 years and over.		0—4 years.	5—14 years.	15 years and over.		0—4 years.	5—14 years.	15 years and over.
2,553	198	576	1,779	1,125	66	302	757	1,428	132	274	1,022
...	...	...	...	...	...	...	...	...	...	...	...
2,553	198	576	1,779	1,125	66	302	757	1,428	132	274	1,022
403,198	59,218	114,840	229,140	202,783	28,196	65,139	109,448	200,415	31,022	49,701	119,692
504	58	121	325	233	28	61	144	271	30	60	181
1,228	88	283	857	619	44	141	434	609	44	142	423
1,732	146	404	1,182	852	72	202	578	880	74	202	604
...	...	...	...	...	...	...	...	...	...	...	...
33,062	3,466	7,770	21,826	16,348	1,697	4,082	10,569	16,714	1,769	3,688	11,257
33,062	3,466	7,770	21,826	16,348	1,697	4,082	10,569	16,714	1,769	3,688	11,257
34,794	3,612	8,174	23,008	17,200	1,769	4,284	11,147	17,594	1,843	3,890	11,861
71	18	18	35	37	8	13	16	34	10	5	19
38	5	9	24	14	2	5	7	24	3	4	17
111	11	24	76	65	6	18	41	46	5	6	35
220	34	51	135	116	16	36	64	104	18	15	71
...	...	...	...	...	...	...	...	...	...	...	...
...	...	...	...	...	...	...	...	...	...	...	...
...	...	...	...	...	...	...	...	...	...	...	...
5	...	...	5	5	...	...	5	...	...	...	...
5	...	...	5	5	...	...	5	...	...	...	...
225	34	51	140	121	16	36	69	104	18	15	71
35,019	3,646	8,225	23,148	17,321	1,785	4,329	11,216	17,698	1,861	3,905	11,932
438,217	62,864	123,065	252,288	220,104	29,981	69,459	120,664	218,113	32,883	53,606	131,624
3,158,937	459,373	907,563	1,792,001	1,601,590	218,272	476,588	903,730	1,557,347	241,101	427,975	888,271

This content downloaded from
14.194.219.90 on Fri, 09 Feb 2024 06:46:19 +00:00
All use subject to https://about.jstor.org/terms



This content downloaded from
14.194.219.90 on Fri, 09 Feb 2024 06:46:19 +00:00
All use subject to https://about.jstor.org/terms

TABLE XVII—B.

OCCUPATIONS.

Territorial Distribution by Divisions and Districts.

This content downloaded from
14.194.219.90 on Fri, 09 Feb 2024 06:46:19 +00:00
All use subject to https://about.jstor.org/terms



This content downloaded from
14.194.219.90 on Fri, 09 Feb 2024 06:46:19 +00:00
All use subject to https://about.jstor.org/terms

Occupations.	Bardwan.			Bankura.			Birbhum.			Midnapur.			Hugli.			Howrah.		
	Total.	Male.	Female.	Total.	Male.	Female.	Total.	Male.	Female.	Total.	Male.	Female.	Total.	Male.	Female.	Total.	Male.	Female.
CLASS A.—GOVERNMENT.																		
ORDER I.—ADMINISTRATION.																		
Group 1.—Service of the Imperial and Provincial Governments.																		
2.—Officers	67	33	*34*	106	45	*61*	34	17	*17*	165	62	*103*	393	131	262	73	37	*36*
3.—Office Superintendents and clerical Establishments, &c.	837	376	*461*	406	261	*145*	326	210	*116*	1,717	762	*955*	1,384	505	*879*	1,928	868	*1,060*
4.—Messengers, constables, &c. ...	1,293	813	*480*	1,047	491	*556*	2,165	1,157	*1,008*	4,342	2,715	*1,627*	1,193	800	*393*	889	683	*306*
Total Group 1 ...	2,197	1,222	*975*	1,559	797	*762*	2,525	1,384	*1,141*	6,224	3,539	*2,685*	2,970	1,436	*1,534*	2,990	1,588	*1,409*
Group 2.—Service of Local and Municipal Bodies.																		
5.—Inspecting and supervising officers	54	30	*24*	17	8	*9*	...	...	...	...	...	...	1	1	...	13	11	*2*
6.—Clerical establishments	138	77	*61*	47	29	*18*	1	1	...	141	65	*76*	37	21	*16*	22	8	*14*
7.—Menials	21	13	*8*	12	11	*1*	...	...	...	2	2	...	...	...	...	124	97	*27*
Total Group 2 ...	213	120	*93*	76	48	*28*	1	1	...	143	67	*76*	38	23	*16*	159	116	*43*
Group 3.—Village Service.																		
8.—Headmen	1	...	*1*	6	4	*2*	...	...	...	522	333	*189*	...	...	...	24	13	*11*
9.—Accountants	2	2	...	...	...	...	...	...	...	82	39	*43*	6	2	*4*	11	5	*6*
11.—Watchmen	25,366	14,395	*10,971*	18,392	10,329	*8,063*	23,306	12,794	*10,512*	18,671	10,225	*8,446*	6,059	3,082	*2,977*	5,143	2,881	*2,262*
Total Group 3 ...	25,369	14,397	*10,972*	18,398	10,333	*8,065*	23,306	12,794	*10,512*	19,275	10,597	*8,678*	6,065	3,084	*2,981*	5,178	2,899	*2,279*
Total Order I ...	27,779	15,739	*12,040*	20,033	11,178	*8,855*	25,832	14,179	*11,653*	25,642	14,203	*11,439*	9,073	4,543	*4,531*	8,327	4,603	*3,724*
ORDER II.—DEFENCE.																		
Group 4.—Army.																		
12 and 13.—Officers, non-commissioned officers and privates	174	174	...	...	...	...	...	...	...	3	3	...	2	...	2	1	1	...
Total Group 4 and Order II ...	174	174	...	...	...	...	...	...	...	3	3	...	2	...	2	1	1	...
TOTAL CLASS A ...	27,953	15,913	12,040	20,033	11,178	8,855	25,832	14,179	11,653	25,645	14,206	11,439	9,075	4,542	4,533	8,328	4,604	3,724

This content downloaded from 14.194.219.90 on Fri, 09 Feb 2024 06:46:19 +00:00
All use subject to https://about.jstor.org/terms

Occupations.	Bardwan.			Bankura.			Birbhum.			Midnapur.			Hugli.			Howrah.		
	Total.	Male.	Female.	Total.	Male.	Female.	Total.	Male.	Female.	Total.	Male.	Female.	Total.	Male.	Female.	Total.	Male.	Female.
CLASS B.—PASTURE AND AGRICULTURE.																		
ORDER IV.—LIVE-STOCK.																		
Group 8.—Stock-breeding and dealing.																		
Sub-group (*a*).—Horses and Horned Cattle.																		
24.—Horse breeders and dealers ...	1	1	...	48	30	*18*	...	...	...	9	5	*4*	...	...	...	6	4	*2*
25.—Cattle breeders and dealers	4,533	3,390	*1,143*	1,586	878	*708*	1,006	505	*501*	3,648	5,796	*2,850*	558	276	*282*	1,339	735	*604*
26.—Herdsmen	11,487	9,897	*1,590*	15,460	12,286	*3,174*	8,565	6,704	*1,861*	9,450	6,436	*3,014*	5,343	3,866	*1,477*	2,358	1,978	*380*
27.—Buffalo breeders and dealers	29	18	*11*	371	269	*102*	...	...	...	75	50	*25*	...	...	...	2	2	...
Total Sub-group (a) ...	16,050	13,306	*2,744*	17,465	13,463	*4,002*	9,571	7,209	*2,362*	18,180	12,287	*5,893*	5,901	4,142	*1,759*	3,705	2,719	*986*
Sub-group (*b*).—Other Draught Animals.																		
28.—Elephant catchers, &c.	...	...	...	...	...	...	6	6	...	...	...	...	...	...	...	...	...	...
30.—Ass and mule breeders and dealers	2	2	...	...	...	...	...	...	...	...	...	...	...	...	...	...	...	...
Total Sub-group (b) ...	2	2	...	...	...	...	6	6	...	...	...	...	...	...	...	...	...	...
Sub-group (*c*).—Small Stock.																		
31.—Sheep and goat breeders and dealers	142	58	*84*	542	278	*264*	14	2	*12*	338	275	*63*	375	53	*322*	99	14	*85*
32.—Pig breeders and dealers	99	73	*26*	6	6	...	...	...	...	41	32	*9*	53	7	*46*	12	10	*2*
Total Sub-group (c) ...	241	131	*110*	548	284	*264*	14	2	*12*	379	307	*72*	428	60	*368*	111	24	*87*
Total Group 8 ...	16293	13,439	*2,854*	18,013	13,747	*4,266*	9,591	7,217	*2,374*	18,559	12,594	*5,965*	6,329	4,202	*2,127*	3,816	2,743	*1,073*
Group 9.—Subsidiary Services to Stock.																		
33.—Veterinary Surgeons and cattle doctors	26	23	*3*	15	10	*5*	13	8	*5*	509	400	*109*	7	7	...	5	1	*4*
34.—Farriers and gelders	24	13	*11*	8	4	*4*	4	4	...	122	109	*13*	80	61	*29*	29	8	*21*
35.—Horse and elephant trainers	2	2	...	79	41	*38*	1	1	...	197	109	*88*	9	4	*5*	4	2	*2*
Total Group 9 ...	52	38	*14*	102	55	*47*	18	13	*5*	828	618	*210*	108	72	*34*	38	11	*27*
Total Order IV ...	16,345	13,477	*2,868*	18,115	13,802	*4,313*	9,609	7,230	*2,379*	19,387	13,212	*6,175*	6,435	4,274	*2,161*	3,854	2,754	*1,100*

This content downloaded from 14.194.219.90 on Fri, 09 Feb 2024 06:46:19 +00:00
All use subject to https://about.jstor.org/terms

Group 10.—Interest in Land.																	
37.—Land occupants, not cultivating ...	9,733	4,864	4,869	8,031	4,457	3,574	3,797	1,893	1,904	32,889	16,231	16,658	6,032	2,645	3,387	4,501	1,973	2,528
38.— Ditto, cultivating	7,667	3,915	3,752	21,048	10,170	10,878	14,842	7,364	7,178	15,200	7,476	7,724	...	...	...	1,735	814	921
39.—Lessees of villages	...	7	...	14	7	7	...	...	...	195	96	99	...	...	...	...	...	...
40.—Tenants, not cultivating	33,726	14,941	18,785	14,041	5,833	8,208	84,156	37,363	46,794	18,389	7,726	10,663	15,338	7,491	7,847	10,784	5,349	5,435
41.—Tenants and sharers, cultivating ...	706,773	314,682	392,091	491,912	238,486	253,426	326,558	170,521	156,037	1,358,668	680,384	678,284	548,786	273,688	275,098	229,094	112,778	116,316
Total Group 10 ...	757,899	338,402	419,497	535,046	258,953	276,093	429,053	217,140	211,913	1,425,341	711,913	713,428	570,156	283,824	286,332	246,114	120,914	125,200
Group 11.—Agricultural Labourers.																		
43.—Field labourers and crop-watchers ...	42,280	25,076	17,204	119,808	64,301	55,507	46,627	20,377	26,250	28,769	12,705	16,064	18,490	8,926	9,564	45,973	21,414	24,559
Total Group 11 ...	42,280	25,076	17,204	119,808	64,301	55,507	46,627	20,377	26,250	28,769	12,705	16,064	18,490	8,926	9,564	45,973	21,414	24,559
Group 12.—Growers of special products and trees.																		
44.—Tea, Coffee, and Cinchona planters and cultivators	3	3	...	...	...	...	1	1	...	...	...	...	...	...	...	4	...	4
45.—Cocoanut growers	46	23	23	...	...	...	...	...	...	140	14	126	184	131	53	829	461	368
46.—Betel-vine and areca-nut growers ...	701	348	353	540	283	257	329	146	183	1,681	830	851	34	34	...	7,481	3,681	3,780
47.—Water-nut growers	8	8	...	25	1	24	14	4	10	...	...	...	3	...	3	...	...	...
49.—Indigo planters and cultivators ...	61	25	36	282	143	139	...	...	...	252	122	130	...	...	...	4	3	1
50.—Fruit growers	206	118	88	128	53	75	88	16	70	258	17	241	730	295	435	291	92	199
50—A.—Mulberry growers	...	...	...	308	161	147	2,249	1,268	981	2,866	1,593	1,273	...	...	...	1	1	...
51.—Market gardeners (vegetable growers)	2,665	896	1,769	839	135	704	351	73	278	3,871	1,842	2,029	3,135	1,204	1,931	2,502	824	1,678
52.—Gardeners, seedsmen, &c....	472	197	275	115	85	30	126	66	60	475	246	229	1,005	526	479	1,050	687	363
53.—Manure preparers and sellers	...	...	...	58	34	24	21	8	13	...	...	...	...	...	...	...	...	...
54.—Forest officers	2	2	...	3	...	3	...	...	...	...	...	...	...	...	...	...	...	...
55.—Forest Rangers, guards, peons ...	13	11	2	295	154	141	...	...	...	254	158	96	4	...	4	3	...	3
Total Group 12 ...	4,177	1,631	2,546	2,593	1,049	1,544	3,177	1,582	1,595	9,797	4,822	4,975	5,095	2,190	2,905	12,145	5,749	6,396
Group 13.—Agricultural training and Supervision.																		
58.—Agents and managers of landed estates	6,525	3,236	3,289	1,758	898	860	1,034	513	521	11,448	5,829	5,619	6,192	2,895	3,297	4,041	2,224	1,817
58—A.—Land managers' clerks and servants	1,188	628	560	1,375	643	732	2,178	999	1,179	8,267	4,472	3,795	81	65	16	1,522	971	551
Total Group 13 ...	7,713	3,864	3,849	3,133	1,541	1,592	3,212	1,512	1,700	19,715	10,301	9,414	6,273	2,960	3,313	5,563	3,195	2,368
Total Order V ...	812,069	368,973	443,096	660,580	325,844	334,736	482,069	240,611	241,458	1,483,622	739,741	743,881	600,014	297,900	302,114	309,795	151,272	158,523
TOTAL CLASS B ...	828,414	382,450	445,964	678,695	339,646	339,049	481,678	247,841	243,837	1,503,009	752,953	750,056	606,449	302,174	304,275	313,649	154,026	159,623

This content downloaded from 14.194.219.90 on Fri, 09 Feb 2024 06:46:19 +00:00
All use subject to https://about.jstor.org/terms

BARDWAN DIVISION—*continued.*

Occupations.	Bardwan.			Bankura.			Birbhum.			Midnapur.			Hugli.			Howrah.		
	Total.	Male.	Female.	Total.	Male.	Female.	Total.	Male.	Female.	Total.	Male.	Female.	Total.	Male.	Female.	Total.	Male.	Female.
CLASS O.—PERSONAL SERVICES.																		
ORDER VI.—PERSONAL AND SANITARY SERVICES.																		
GROUP 14.—Personal and domestic services.																		
59.—*Barbers*	7,267	3,646	*3,621*	6,098	3,456	*2,642*	4,668	2,381	*2,287*	24,277	12,124	*12,153*	5,152	2,788	*2,364*	4,371	2,127	*2,244*
63.—*Washermen*	2,941	1,731	*1,210*	1,995	959	*1,036*	929	496	*433*	26,005	12,620	*13,385*	4,852	2,415	*2,437*	5,981	2,914	*3,067*
64.—*Water-carriers*	210	104	*106*	55	8	*47*	13	4	*9*	16	13	*3*	714	399	*315*	179	95	*84*
65.—*Cooks*	2,082	850	*1,239*	1,018	485	*533*	291	149	*142*	2,737	1,433	*1,304*	1,358	791	*567*	460	201	*259*
66.—*Indoor servants*	5,942	1,995	*3,947*	4,298	1,328	*2,968*	5,485	2,440	*3,045*	30,149	9,176	*20,973*	3,756	1,267	*2,489*	2,172	939	*1,233*
67.—*Grooms, coachmen, etc.*	1,924	1,401	*523*	713	446	*267*	205	148	*57*	1,375	884	*491*	1,002	518	*484*	1,111	736	*375*
68.—*Doorkeepers*	780	569	*211*	102	59	*43*	15	14	*1*	367	212	*155*	1,176	753	*423*	1,202	892	*310*
68-A.—*Service (unspecified)*	30,049	15,571	*14,478*	5,280	3,909	*1,371*	24,148	13,394	*10,754*	21,058	11,167	*9,889*	25,959	12,034	*13,925*	16,885	8,213	*7,672*
Total Group 14 ...	51,195	25,867	*25,328*	19,557	10,650	*8,907*	35,754	19,026	*16,728*	105,982	47,629	*58,353*	43,969	21,865	*22,104*	31,361	16,117	*15,244*
GROUP 15.—Non-domestic Establishment.																		
69.—*Hotel and lodging-house owners and managers*	296	161	*135*	59	36	*23*	61	35	*26*	67	48	*19*	256	90	*166*	115	44	*71*
70.—*Rest-house and Sarai owners and managers*	...	...	...	...	...	...	...	...	...	...	...	...	145	93	*52*	18	18	...
71.—*Club Secretaries, Stewards, &c.* ...	...	...	...	...	...	...	...	...	...	...	...	...	...	...	...	1	1	...
Total Group 15 ...	296	161	*135*	59	36	23	61	35	26	67	48	*19*	401	183	*218*	134	63	*71*
GROUP 16.—SANITATION.																		
74.—*Sweepers & scavengers*	1,216	533	*683*	231	153	*78*	367	205	*162*	1,139	507	*632*	498	279	*219*	1,604	874	*730*
Total Group 16 ...	1,216	533	*683*	231	153	*78*	367	205	*162*	1,139	507	*632*	498	279	*219*	1,604	874	*730*
Total Order VI ...	52,707	26,561	*26,146*	19,847	10,839	*9,008*	36,182	19,266	*16,916*	107,188	48,184	*59,004*	44,868	22,327	*22,541*	33,099	17,054	*16,045*
TOTAL CLASS O ...	52,707	26,561	26,146	19,847	10,839	9,008	36,182	19,266	16,916	107,188	48,184	59,004	44,868	22,327	22,541	33,099	17,054	16,045

CLASS P.—PREPARATION AND

This content downloaded from 14.194.219.90 on Fri, 09 Feb 2024 06:46:19 +00:00
All use subject to https://about.jstor.org/terms

CLASS D.—PREPARATION AND SUPPLY OF MATERIAL SUBSTANCES.

ORDER VII.—FOOD AND DRINK.

Group 17.—Animal food.

76.—Cow and buffalo-keepers and milk and butter sellers	12,164	4,665	7,499	5,599	2,156	3,443	2,856	1,087	1,769	12,248	5,069	6,579	7,525	3,422	4,103	4,222	1,669	2,553
77.—Ghee preparers and sellers	22	8	14	29	6	23	28	22	6	93	72	21	391	76	315	10	7	3
79.—Butchers	346	182	164	38	24	14	105	55	50	434	264	170	141	77	64	29	16	13
80.—Fowl and egg dealers	192	119	73	40	30	10	21	15	6	49	47	2	1,200	489	711	711	336	375
81 & 82.—Fishermen and fish dealers ...	45,000	21,177	23,823	22,456	10,786	11,670	18,756	8,555	10,201	64,582	32,537	32,045	22,456	11,098	11,358	20,693	9,463	11,230
Total Group 17 ...	57,724	26,151	31,573	28,162	1,300	15,160	21,764	9,734	12,030	77,406	38,589	38,817	31,713	15,162	16,551	25,685	11,491	14,174

Group 18.—Vegetable food.

83.—Grain dealers	4,965	2,135	2,830	1,963	723	1,240	1,805	725	1,080	18,357	8,878	9,479	6,892	2,358	4,534	7,085	2,077	5,008
84.—Grain parchers	2,578	870	1,708	4,575	1,427	3,148	1,407	303	1,104	6,119	2,443	3,676	1,798	519	1,279	906	224	682
85.—Pulse and flour preparers and sellers	273	155	118	359	177	182	328	159	169	728	275	453	846	504	342	234	143	91
87.—Bakers	212	103	109	22	11	11	5	5	...	342	228	114	282	153	129	159	69	90
88.—Bran sellers	9	3	6	12	4	8	2	...	2	244	117	127	44	24	20	14	9	5
89 & 90.—Vegetable and fruit sellers ...	105	81	24	729	117	612	13	...	13	239	64	175	472	...	472	28	28	...
92.—Confectioners and sweetmeat makers and sellers	5,913	2,925	2,988	1,927	1,078	849	3,035	1,475	1,560	6,475	3,376	3,103	6,060	2,984	3,076	2,465	1,218	1,247
Total Group 18 ...	14,055	6,275	7,780	9,587	3,537	6,050	6,595	2,667	3,928	32,508	15,381	17,127	16,394	6,542	9,852	10,891	3,768	7,123

Group 19—Drink, condiments and narcotics.

94.—Ice manufacturers and sellers ...	1	1	...	...	...	...	...	...	...	...	...	...	8	5	3	17	9	8
95.—Sodawater, Lemonade, &c. manufacturers and sellers	2	...	2	...	...	...	...	...	...	...	...	...	16	7	9	7	4	3
96.—Sherbet preparers and sellers	...	...	...	...	...	...	...	...	...	2	1	1	2	1	1	2	2	...
97.—Country spirits distillers and sellers	3,087	1,490	1,597	664	398	266	2,323	1,127	1,196	562	342	220	836	424	412	743	381	362
98.—Toddy drawers and sellers	203	151	52	12	8	4	61	41	20	233	117	116	552	278	274	854	469	385
99.—Foreign wine and spirits dealers ...	3	3	...	...	...	...	...	...	...	...	...	...	...	...	...	3	3	...
101.—Tea sellers and tasters	6	5	1	...	...	...	...	...	...	...	...	...	6	4	2	2	2	...
103.—Sugar manufacturers and sellers ...	8	2	6	27	1	26	246	135	111	156	98	58	11	5	6	8	4	4
104.—Molasses makers and sellers	1,265	685	580	99	51	48	84	37	47	4,594	2,535	2,059	606	282	324	688	414	274
105.—Salt preparers and sellers	137	80	57	542	302	240	1	1	...	1,371	676	695	31	6	25	125	63	62
107 & 108.—Vinegar and pickle makers and sellers	...	...	...	...	...	...	...	...	...	...	...	...	24	10	14	70	36	34
109.—Grocers and general condiment dealers	17,807	8,334	9,473	7,553	3,884	3,669	5,963	3,439	2,524	10,667	8,309	6,858	15,688	7,391	8,297	8,811	4,811	4,000
111.—Betel and areca-nut sellers	3,078	1,554	1,524	2,456	1,340	1,116	1,370	606	764	8,599	4,238	4,361	1,344	567	777	2,597	1,146	1,451
112.—Tobacco and snuff manufacturers and sellers	2,810	1,343	1,467	1,307	611	696	637	279	358	3,705	1,764	1,941	2,802	1,291	1,511	729	330	399
114.—Opium manufacturers and sellers ...	73	16	57	55	33	22	27	15	12	300	213	87	106	56	50	44	27	17
115.—Bhang, ganja, &c., preparers and sellers	34	20	14	13	5	8	13	4	9	141	62	79	32	15	17	54	26	28
Total Group 19 ...	28,514	13,684	14,830	12,728	6,633	6,095	10,725	5,684	5,041	34,830	18,355	16,475	22,064	10,342	11,722	14,754	7,727	7,027
Total Order VII ...	100,293	46,110	54,183	50,477	23,172	27,305	39,084	18,085	20,999	144,744	72,325	72,419	70,171	32,046	38,125	51,310	22,986	28,324

This content downloaded from 14.194.219.90 on Fri, 09 Feb 2024 06:46:19 +00:00
All use subject to https://about.jstor.org/terms

BARDWAN DIVISION—*continued.*

Occupations.	Bardwan.			Bankura.			Birbhum.			Midnapur.			Hugli.			Howrah.		
	Total	Male.	Female.	Total.	Male.	Female.	Total.	Male.	Female.	Total.	Male.	Female.	Total.	Male.	Female.	Total.	Male.	Female.
CLASS D—*continued.*																		
ORDER VIII.—LIGHT, FIRING AND FORAGE.																		
Group 20.—Lighting.																		
116.—Oil-pressers and sellers	10,464	4,858	*5,606*	12,442	5,872	*6,570*	7,098	3,384	*3,714*	19,258	9,314	*9,944*	4,985	2,170	*2,815*	3,125	1,340	*1,785*
117.—Oil and salt sellers	55	43	*12*	11	...	*11*	...	...	...	62	29	*33*	90	23	*67*	12	6	*6*
118.—Oil-cake dealers	27	16	*11*	1	...	*1*	6	2	*4*	46	16	*30*	49	21	*28*	68	43	*25*
120—Torch-makers and sellers	3	...	*3*	...	...	...	...	...	...	...	...	...	...	...	...	...	...	...
121.—Kerosine oil dealers	50	27	*23*	33	17	*16*	25	14	*11*	76	40	*36*	59	32	*27*	63	45	*18*
122—Matches makers and sellers	258	122	*136*	13	...	*13*	121	23	*98*	270	85	*185*	1,036	483	*553*	115	41	*74*
123—Lamp and lantern makers and sellers	18	8	*10*	58	36	*22*	...	...	...	384	212	*172*	67	26	*41*	23	9	*14*
124.—Gas workers, Gas Company Managers, &c.	...	...	...	...	...	...	...	...	...	..	...	...	3	...	*3*	...	...	...
Total Group 20 ...	10,875	5,074	*5,801*	12,558	5,925	*6,633*	7,250	3,423	*3,827*	20,096	9,696	*10,400*	6,289	2,755	*3,534*	3,406	1,484	*1,922*
Group 21.—Fuel and Forage.																		
125.—Firewood and grass gatherers and sellers	356	139	*217*	1,640	558	*1,082*	367	78	*289*	904	437	*467*	180	109	*71*	719	65	*654*
126.—Firewood contractors and dealers ...	355	125	*230*	442	224	*218*	294	69	*225*	1,724	544	*1,180*	1,490	849	*641*	98	21	*77*
127—Coal miners	16,008	11,556	*4,452*	163	109	*54*	...	...	...	...	...	...	...	...	...	...	...	...
128.—Coal dealers, brokers, Coal Company Managers, &c.	261	148	*113*	90	52	*38*	3	2	*1*	32	17	*15*	75	51	*24*	207	87	*120*
129.—Charcoal burners and dealers.	297	137	*160*	786	317	*469*	128	103	*25*	773	338	*435*	262	117	*145*	23	9	*14*
130.—Cowdung-fuel preparers and sellers	4,991	771	*4,220*	1,123	269	*854*	1,471	209	*1,262*	2,466	766	*1,700*	2,517	329	*2,188*	401	50	*351*
131.—Hay, &c., contractors and dealers ...	31	8	*23*	...	...	...	...	...	...	108	67	*41*	236	120	*116*	799	399	*400*
Total Group 21 ...	22,299	12,884	*9,415*	4,244	1,529	*2,715*	2,263	461	*1,802*	6,007	2,169	*3,838*	4,760	1,575	*3,185*	2,247	631	*1,616*
Total Order VIII ...	33,174	17,958	*15,216*	16,802	7,454	*9,348*	9,513	3,884	*5,629*	26,103	11,865	*14,238*	11,049	4,330	*6,719*	5,653	2,115	*3,538*
ORDER IX.—BUILDINGS.																		
Group 22.—Building materials.																		
132.—Brick and tile burners and sellers ...	880	412	*468*	57	33	*24*	25	19	*6*	244	124	*120*	1,224	703	*521*	1,903	1,580	*323*
133.—Lime and shell burners and sellers	941	486	*455*	310	154	*156*	243	136	*107*	1,106	537	*569*	1,271	649	*622*	772	369	*403*
135.—Thatch dealers and thatchers	3,729	1,865	*1,864*	980	459	*521*	272	123	*149*	1,913	837	*1,076*	4,792	2,400	*2,392*	4,495	2,118	*2,377*
Total Group 22 ...	5,550	2,763	*2,787*	1,347	646	*701*	540	278	*262*	3,263	1,498	*1,765*	7,287	3,752	*3,535*	7,170	4,067	*3,103*

This content downloaded from 14.194.219.90 on Fri, 09 Feb 2024 06:46:19 +00:00
All use subject to https://about.jstor.org/terms

Group 23.—Artificers in Building.																	
137.—Stone and marble workers	50	28	22	100	49	51	30	13	17	514	278	236	38	20	18	349	186	163
138.—Masons	3,863	2,062	1,801	923	605	318	561	311	250	5,681	3,033	2,648	4,932	2,485	2,447	4,911	2,443	2,468
139.—Builders and joiners	19	9	10	100	52	48	...	...	...	20	9	11	...	...	...	...	...	....
140.—Plasterers and house painters ...	5	5	...	...	...	...	...	...	...	4	4	...	27	9	18	423	207	216
Total Group 23 ...	3,937	2,104	1,833	1,123	706	417	591	324	267	6,219	3,324	2,895	4,997	2,514	2,483	5,683	2,836	2,847
Total Order IX ...	9,487	4,867	4,620	2,470	1,352	1,118	1,131	602	529	9,482	4,822	4,660	12,284	6,266	6,018	12,853	6,903	5,950
ORDER X.—VEHICLES AND VESSELS.																		
Group 24.—Railway plant.																		
144.—Railway mechanics	41	21	20	...	...	...	6	2	4	...	...	...	23	11	12	123	59	64
145.—Permanent-way Inspectors, Foremen, platelayers, &c.	13	5	8	...	...	...	4	2	2	...	...	...	...	...	...	18	5	13
Total Group 24 ...	54	26	28	...	...	...	10	4	6	...	...	...	23	11	12	141	64	77
Group 25.—Carts, Carriages, &c.																		
146.—Cart makers and carriage makers and sellers	278	169	109	946	497	449	48	5	43	615	416	199	78	66	12	99	61	38
147.—Palki, Dandi and Rickshaw makers and sellers	18	12	6	...	...	...	...	...	...	2	2	...	51	26	25	14	5	9
Total Group 25 ...	296	181	115	946	497	449	48	5	43	617	418	199	129	92	37	113	66	47
Group 26.—Ships and Boats.																		
148.—Shipwrights, boat builders, &c. ...	18	13	5	...	...	...	...	...	...	145	116	29	705	494	211	508	302	206
Total Group 26 ...	18	13	5	...	...	...	...	...	...	145	116	29	705	494	211	508	302	206
Total Order X ...	368	220	146	946	497	449	58	9	49	762	534	228	857	597	260	762	432	330
ORDER XI.—SUPPLEMENTARY REQUIREMENTS.																		
Group 27.—Paper, &c.																		
153.—Paper makers and sellers and palm-leaf binders	...	...	...	...	...	...	32	16	16	3	3	...	149	77	72	512	168	344
154.—Stationers	1,976	1,000	976	1,040	510	530	697	315	382	2,108	1,000	1,108	2,187	1,291	896	1,372	926	446
155.—Waste paper and rag dealers	...	...	...	...	...	...	...	...	...	...	...	...	38	19	19	36	19	17
Total Group 27 ...	1,976	1,000	976	1,040	510	530	729	331	398	2,111	1,003	1,108	2,374	1,387	987	1,920	1,113	807

This content downloaded from 14.194.219.90 on Fri, 09 Feb 2024 06:46:19 +00:00
All use subject to https://about.jstor.org/terms

Occupations.	Bardwan.			Bankura.			Birbhum.			Midnapur.			Hugli.			Howrah.		
	Total.	Male.	Female.	Total.	Male.	Female.	Total.	Male.	Female.	Total.	Male.	Female.	Total.	Male.	Female.	Total.	Male.	Female.
CLASS D—*continued.*																		
ORDER XI—continued.																		
Group 28.—Books and Prints, &c.																		
157.—Press proprietors, Lithographers and Printers	103	49	*54*	14	7	7	5	5	...	79	33	*46*	329	144	*185*	1,120	500	*620*
158.—Book-binders	37	23	*14*	39	23	*16*	9	1	*8*	138	67	*71*	136	64	*72*	301	151	*150*
159.—Book sellers and publishers	55	29	*26*	18	6	*12*	7	4	*3*	279	142	*137*	289	137	*152*	108	52	*56*
160.—Newspaper proprietors and managers	...	...	...	...	...	...	...	...	...	...	...	...	...	...	...	1	1	...
161.—News Agents, Book Agents and Newspaper sellers	...	...	...	...	...	...	...	...	...	...	...	..	...	...	...	14	4	*10*
162.—Print and picture dealers	19	11	*8*	...	...	...	9	5	*4*	...	...	...	27	12	*15*	10	3	*7*
Total Group 28	214	112	*102*	71	36	*35*	30	15	*15*	496	242	*254*	781	357	*424*	1,554	711	*843*
Group 29.—Watches, clocks and scientific instruments.																		
163.—Watch and clock makers and sellers	33	23	*10*	15	12	*3*	9	3	*6*	23	9	*14*	53	24	*29*	73	30	*43*
164.—Opticians	...	...	...	...	...	...	...	...	...	...	...	...	6	3	*3*	2	1	*1*
167.—Other scientific instrument makers, menders and sellers	...	...	...	...	...	...	...	...	...	...	...	...	...	...	...	1	1	...
Total Group 29	33	23	*10*	15	12	*3*	9	3	*6*	23	9	*14*	59	27	*32*	76	32	*44*
Group 30.—Carving, engraving, &c.																		
172.—Turners and lacquerers	...	...	...	...	...	...	...	...	...	...	...	...	53	28	*25*	162	78	*84*
173.—Die-sinkers and seal engravers	...	...	...	...	...	...	...	...	...	12	7	*5*	...	...	...	10	5	*5*
Total Group 30	...	...	...	...	...	...	...	...	...	12	7	*5*	53	28	*25*	172	83	*89*
Group 31.—Toys, curiosities, &c.																		
177.—Toys, kite and cage makers and sellers	72	35	*37*	41	26	*15*	29	13	*16*	34	17	*17*	66	37	*29*	51	30	*21*
178.—Hukka-stem makers and sellers	184	89	*95*	47	26	*21*	92	51	*41*	324	140	*184*	470	229	*241*	606	336	*270*
Total Group 31	256	124	*132*	88	52	*36*	121	64	*57*	358	157	*201*	536	266	*270*	657	366	*291*

This content downloaded from 14.194.219.90 on Fri, 09 Feb 2024 06:46:19 +00:00
All use subject to https://about.jstor.org/terms

Group 32.—Music and musical instruments.																	
183.—Music and musical instrument dealers	57	39	18	86	56	30	29	19	10	97	77	20	145	119	26	69	25	44
184.—Conch-dealers, drum and horn makers, &c.	477	243	234	218	114	104	675	341	334	910	452	458	202	97	105	144	68	76
Total Group 32 ...	534	282	252	304	170	134	704	360	344	1,007	529	478	347	216	131	213	93	120
Group 33.—Necklaces, Bracelets, beads sacred threads, &c.																		
185.—Bangle makers and sellers in lac ...	58	18	40	672	382	290	14	8	6	18	10	8	159	70	89	91	50	41
187.—Bangle makers and sellers in wood and bone	345	174	171	602	260	342	662	312	350	734	381	353	87	45	42	25	11	14
189.—Bangle makers and sellers in glass ...	34	16	18	...	...	...	13	7	6	10	4	6	21	10	11	12	5	7
189—A.—Bangle makers and sellers (unspecified)	279	136	143	5	4	1	92	39	53	340	166	174	319	179	140	91	53	38
191.—Imitation and pewter Jewelry makers and sellers	78	34	42	67	30	37	15	8	7	57	27	30	109	52	57	9	2	7
192.—Bead makers and sellers	1,341	646	695	3,577	1,657	1,920	821	346	475	1,118	512	606	457	182	275	213	141	72
193.—Rosary and necklace makers and sellers	24	11	13	...	...	...	...	...	...	...	...	...	130	68	62	17	4	13
194.—Flower garland makers and sellers	300	154	146	220	111	109	757	386	371	1,715	847	868	359	194	165	202	123	79
195.—Artificial flower and caste mark spangle makers and sellers	...	...	...	...	...	...	...	...	...	...	...	...	...	...	...	3	...	3
196.—Sacred thread makers and sellers ...	202	60	142	86	33	53	92	30	62	2	...	2	76	11	65	10	...	10
Total Group 33 ...	2,657	1,217	1,440	5,229	2,477	2,752	2,466	1,136	1,330	3,894	1,947	2,047	1,717	811	906	673	389	284
Group 34.—Furniture.																		
197.—Upholsterers	...	...	...	...	...	...	...	...	...	...	...	...	2	2	...	...	...	...
198.—Furniture makers	1	...	1	...	...	...	3	2	1	23	11	12	5	4	1	166	72	94
199.—Frame makers	...	...	...	...	...	...	...	...	...	...	...	...	...	...	...	2	1	1
200.—Looking-glass makers and sellers ...	8	6	2	...	...	...	2	...	2	...	...	...	59	25	34	19	9	10
Total Group 34 ...	9	6	3	...	...	...	5	2	3	23	11	12	66	31	35	187	82	105
Group 35.—Harness.																		
203.—Whip and goad makers	...	...	...	...	...	...	...	...	...	...	...	...	...	...	...	38	22	16
Total Group 35 ...	...	...	...	...	...	...	...	...	...	...	...	...	...	...	...	38	22	16
Group 36.—Tools and Machinery.																		
204.—Knife and tool makers and sellers ...	136	89	47	25	10	15	34	20	14	599	320	279	50	29	21	80	58	22
204—A.—Plough makers and sellers ...	125	73	52	...	...	...	2	...	2	46	19	27	204	114	90	7	7	...
205.—Knife and tool grinders	6	3	3	...	...	...	...	...	...	...	...	...	...	...	...	6	3	3
206.—Looms and Loom-comb makers and sellers	11	6	5	29	10	19	31	13	18	...	1	...	34	19	15	...	...	...
207.—Mechanics (not Railway)	238	148	90	...	...	...	1	...	1	1	...	...	681	357	324	8,909	5,407	3,502
208.—Machinery dealers	7	4	3	...	...	...	2	1	1	..	...	...	11	5	6	9	7	2
Total Group 36 ...	523	323	200	54	20	34	70	34	36	646	340	306	980	524	456	9,011	5,483	3,529

This content downloaded from 14.194.219.90 on Fri, 09 Feb 2024 06:46:19 +00:00
All use subject to https://about.jstor.org/terms

Occupation.	Bardwan.			Bankura.			Birbhum.			Midnapur.			Hugli.			Howrah.		
	Total.	Male.	Female.	Total.	Male.	Female.	Total.	Male.	Female.	Total.	Male.	Female.	Total.	Male.	Female.	Total.	Male.	Female.
CLASS D—*continued.*																		
***ORDER XI*—continued.**																		
Group 37.—Arms and Ammunition.																		
209.—Gun makers, menders, and sellers ...	5	2	3	...	...	...	...	...	...	23	11	12	1	...	1	29	14	15
210.—Ammunition and cap dealers	...	...	...	...	...	...	...	...	...	...	...	...	...	...	...	23	10	13
211.—Gun-powder makers and sellers ...	16	10	6	26	11	15	5	3	2	60	31	29	37	16	21	6	4	2
212.—Fire-work makers and sellers	50	23	27	7	7	...	5	1	4	85	47	38	62	34	28	67	38	29
216.—Cudgel makers and sellers	...	...	...	...	...	...	...	...	...	...	...	...	...	...	...	17	8	9
Total Group 37 ...	71	35	36	33	18	15	10	4	6	168	89	79	100	50	50	142	74	68
Total Order XI ...	6,273	3,152	3,121	6,634	3,295	3,339	4,144	1,949	2,195	8,838	4,334	4,504	7,013	3,697	3,316	14,643	8,447	6,196
ORDER XII.—TEXTILE FABRICS AND DRESS.																		
Group 38.—Wool and Fur.																		
217.—Carpet weavers and sellers	4	3	1	...	...	...	...	...	...	...	...	...	1	...	1	...	...	...
218.—Shawl weavers and sellers	54	44	10	8	7	1	4	3	1	3	3	...	183	100	83	2	2	...
220.—Blanket weavers and sellers	87	49	38	196	103	93	79	35	44	181	87	94	1	...	1	9	2	7
221.—Woollen cloth manufacturers and dealers	35	14	21	...	...	...	1	1	...	...	...	...	39	17	22	...	...	...
222.—Woollen yarn spinners and sellers	4	...	4	...	...	...	...	...	...	...	...	...	...	...	...	...	...	...
225.—Fur dealers	...	...	...	...	...	...	4	2	2	...	...	...	...	...	...	...	...	...
Total Group 38 ...	184	110	74	204	110	94	88	41	47	184	90	94	224	117	107	11	4	7
Group 39.—Silk.																		
226.—Silk-worm rearers and cocoon gatherers	4	...	4	670	366	304	6,275	3,110	3,165	758	334	424	83	45	38	12	5	7
227.—Silk carders and spinners	5	...	5	1,300	617	683	40	23	17	225	109	116	4	4	...	...	...	...
228.—Silk weavers and dealers	994	377	617	891	427	464	609	235	374	3,545	1,699	1,846	1,141	456	685	100	38	62
Total Group 39 ...	1,003	377	626	2,861	1,410	1,451	6,924	3,368	3,556	4,528	2,142	2,386	1,228	505	723	112	43	69

This content downloaded from 14.194.219.90 on Fri, 09 Feb 2024 06:46:19 +00:00
All use subject to https://about.jstor.org/terms

Group 40.—Cotton.																		
231.—Cotton cleaners, pressers, and ginners	30	22	8	...	...	...	15	9	6	42	35	7	43	32	11	50	7	43
231A.—Raw cotton dealers	10	4	6	1	...	1	10	7	3	231	109	122	28	17	9	243	114	129
232.—Cotton carpet and rug makers and sellers	...	...	...	...	...	...	8	3	5	10	5	5	15	7	8	...	...	...
233.—Cotton spinners, sizers, and yarn beaters	530	35	495	1,401	265	1,136	1,254	148	1,106	1,412	417	995	1,833	677	1,156	175	67	108
234.—Cotton weavers, mill-owners and managers	17,262	9,326	7,936	29,848	15,138	14,710	14,893	8,247	6,646	60,383	29,095	31,288	13,881	5,814	8,067	2,261	918	1,343
236.—Calenderers, fullers, and printers ...	1	1	...	...	...	...	...	...	...	...	...	...	8	7	1	45	18	27
237.—Cotton dyers	243	46	197	30	7	23	2	...	2	48	35	13	76	56	20	...	...	...
238.—Tape makers and sellers	41	20	21	...	...	...	...	...	...	...	...	...	373	102	271	5	4	1
Total Group 40 ...	18,117	9,454	8,663	31,280	15,410	15,870	16,182	8,414	7,768	62,126	29,696	32,430	16,255	6,712	9,543	2,779	1,128	1,651
Group 41.—Jute, flax, coir, &c.																		
240.—Flax spinners, weavers, and sellers	24	24	...	3	3	...	...	...	...	...	...	...	287	178	109	...	...	...
241.—Rope makers and sellers	456	212	244	256	89	167	132	35	97	392	173	219	558	231	327	1,759	524	1,235
242.—Jute manufacturers, managers and agents.	383	235	148	51	38	13	...	...	...	182	95	87	1,769	1,360	409	14,632	8,842	5,790
242A.—Raw jute dealers	148	76	72	...	...	...	...	...	...	50	25	25	790	371	419	674	287	387
243.—Sacking, tarpaulin, and gunny makers and sellers	120	58	62	76	39	37	132	71	61	304	135	169	320	171	149	1,533	666	867
244.—Net makers and sellers	543	46	497	236	124	112	71	65	6	630	255	375	61	29	32	21	16	5
245.—Fancy work dealers	...	...	...	...	...	...	...	...	...	...	...	...	...	...	...	12	...	12
246.—Coir preparers, manufacturers, and sellers	...	...	...	...	...	...	...	...	...	...	...	...	...	...	...	18	11	7
Total Group 41 ...	1,674	651	1,023	622	293	329	335	171	164	1,538	683	855	3,785	2,340	1,445	18,649	10,346	8,303
Group 42.—Dress.																		
247.—Tailors and darners	2,938	1,554	1,384	753	410	343	952	501	451	5,615	3,031	2,584	2,515	1,303	1,212	6,878	3,118	3,760
248.—Milliners and dress makers ...	28	12	16	...	...	...	...	...	...	...	...	...	25	7	18	38	17	21
249.—Outfitters and clothes and quilt dealers	21	2	19	1	...	1	2	...	2	7	...	7	232	131	101	310	155	155
250.—Hosiers and Haberdashers	6	2	4	...	...	...	...	...	...	18	7	11	5	3	2	5	2	3
251.—Hat, cap, and turban makers and sellers	5	5	...	...	...	...	...	...	...	...	...	...	46	21	25	100	53	47
253.—Umbrella makers and sellers ...	72	28	44	112	60	52	42	17	25	56	25	31	155	68	87	69	27	42
254.—Embroiderers and lace, and muslin makers	1	1	...	...	...	...	1	...	1	6	...	6	332	172	160	2	...	2
257.—Piece-goods dealers	9,042	5,282	3,760	1,468	696	772	4,057	2,425	1,632	14,039	7,432	6,557	21,233	12,152	9,081	5,529	2,454	3,075
Total Group 42 ...	12,113	6,886	5,227	2,334	1,166	1,168	5,054	2,943	2,111	19,741	10,545	9,196	24,543	13,857	10,686	12,931	5,826	7,105
Total Order XII ...	33,091	17,478	15,613	37,301	18,389	18,912	28,583	14,037	13,646	83,117	43,156	44,961	46,035	23,531	22,504	34,482	17,347	17,135

This content downloaded from 14.194.219.90 on Fri, 09 Feb 2024 06:46:19 +00:00
All use subject to https://about.jstor.org/terms

BARDWAN DIVISION—*continued.*

Occupation.	Bardwan.			Bankura.			Birbhum.			Midnapur.			Hugli.			Howrah.		
	Total.	Male.	Female.	Total.	Male.	Female.	Total.	Male.	Female.	Total.	Male.	Female.	Total.	Male.	Female.	Total.	Male.	Female.
CLASS D—*continued.*																		
ORDER XIII.—METALS AND PRECIOUS STONES.																		
Group 43.—Gold, Silver, and precious Stones.																		
258.—Gold and Silver dealers	1,337	627	*710*	108	23	*85*	40	3	37	1,983	1,146	*837*	1,119	401	*718*	484	74	*410*
259 & 60.—Gold and Silver assayers and workers	7,452	3,659	*3,793*	3,740	1,973	*1,767*	4,797	2,457	*2,340*	9,988	4,955	*5,033*	6,189	2,964	*3,225*	4,955	2,355	*2,600*
262.—Goldsmiths' dust washers	...	...	...	20	14	*6*	...	...	...	...	...	...	19	19	...	61	26	*35*
265.—Electro-platers	51	23	*28*	...	...	...	2	...	2	...	...	...	8	3	*5*	13	3	*10*
268.—Diamond polishers and dealers ...	...	...	...	...	...	...	...	...	...	...	...	...	...	...	...	221	152	*69*
273.—Pearl and other precious stone dealers	3	3	...	...	...	...	...	...	...	...	...	...	2	2	...	34	25	*9*
Total Group 43 ...	8,843	4,312	*4,531*	3,868	2,010	*1,858*	4,839	2,460	*2,379*	14,971	6,101	*5,870*	7,337	3,389	*3,948*	5,768	2,635	*3,133*
Group 44.—Brass, Copper, and bell metal.																		
276.—Brass workers and sellers	1,156	668	*488*	2,073	1,183	*890*	375	16	*359*	729	493	*236*	647	56	*591*	173	74	*99*
277.—Brass pot makers and sellers	2,653	1,095	*1,558*	2,722	1,235	*1,487*	994	663	*331*	2,973	1,573	*1,400*	2,378	1,233	*1,145*	251	128	*123*
279.—Copper workers and sellers	2	2	...	85	49	*36*	...	...	...	...	...	...	11	8	*3*	13	7	*6*
280.—Brass and Copper wire drawers and sellers	...	...	...	...	...	...	...	...	...	...	...	...	...	...	...	1	1	...
281.—Bell metal workers and sellers ...	557	365	*192*	213	97	*116*	20	13	*7*	2,130	1,060	*1,120*	521	155	*366*	233	120	*113*
282.—General workers in brass, copper, and bell metal	336	173	*163*	372	225	*147*	142	71	*71*	1,056	592	*464*	712	512	*200*	1,361	423	*938*
283.—Brass and Copper dealers	49	48	*1*	10	10	...	18	3	*15*	138	105	*33*	245	234	*11*	55	55	...
Total Group 44 ...	4,753	2,351	*2,402*	5,475	2,799	*2,676*	1,549	766	*783*	7,076	3,823	*3,253*	4,514	2,198	*2,316*	2,087	808	*1,279*
Group 45.—Tin, Zinc, mercury, and and lead.																		
284.—Tin workers and sellers	177	95	*82*	33	13	*20*	23	11	*12*	438	216	*222*	82	38	*44*	286	146	*140*
285.—Tinfoil makers and sellers	...	...	...	...	...	...	2	...	*2*	...	...	...	...	...	...	...	...	...
286.—Zinc workers and sellers	...	...	...	...	...	...	...	...	...	...	...	...	...	...	...	39	16	*23*
287.—Lead and quicksilver workers and sellers	...	...	...	...	...	...	12	5	*7*	...	...	...	6	4	*2*	3	1	*2*
288.—General workers in tin, lead, and Zinc	...	...	...	38	18	*20*	...	...	...	...	...	...	...	...	...	...	...	...
Total Group 45 ...	177	95	*82*	71	31	*40*	37	16	*21*	438	216	*222*	88	42	*46*	328	163	*165*

This content downloaded from 14.194.219.90 on Fri, 09 Feb 2024 06:46:19 +00:00
All use subject to https://about.jstor.org/terms

Group 46.—Iron and Steel.																		
289.—Iron and Steel founders, smelters, and sellers	101	60	41	29	13	16	...	...	...	...	...	...	33	23	10	480	320	160
290.—Blacksmiths	7,248	4,032	3,216	6,027	3,309	2,718	3,352	1,888	1,464	11,202	6,196	5,006	3,278	1,653	1,625	3,320	1,877	1,443
291.—Iron and hardware dealers	888	479	509	87	50	37	430	195	235	1,795	1,006	789	421	185	236	324	161	163
292.—Nail makers and sellers	2	2	...	...	...	...	...	...	...	...	...	...	...	...	...	10	10	...
293.—Lock makers, menders, and sellers ...	4	4	...	...	...	...	...	...	...	...	...	...	51	31	20	46	23	23
Total Group 46 ...	8,343	4,577	3,766	6,143	3,372	2,771	3,782	2,083	1,699	12,997	7,202	5,795	3,783	1,892	1,891	4,180	2,391	1,789
Total Order XIII ...	22,116	11,335	10,781	15,557	8,212	7,345	10,207	5,325	4,882	32,482	17,343	15,140	15,722	7,521	8,201	12,383	5,997	6,386
ORDER XIV.—GLASS, POTTERY, AND STONEWARE.																		
Group 47.—Glass and Chinaware.																		
295.—Glass-blowers and window glass makers	20	13	7	...	...	...	...	...	...	...	...	...	36	24	12	8	6	2
296.—Bottle dealers	10	6	4	16	...	16	10	2	8	1	1	...	33	6	27	19	7	12
297.—Glass and Chinaware dealers	5	4	1	37	20	17	17	12	5	...	...	...	18	12	6	56	33	23
Total Group 47 ...	35	23	12	53	20	33	27	14	13	1	1	...	87	42	45	83	46	37
Group 48.—Earthen and Stoneware.																		
298.—Potters and pipe-bowl makers and sellers	8,123	4,011	4,112	6,835	3,260	3,575	4,172	2,016	2,156	19,882	10,159	9,723	8,053	3,809	4,245	5,853	3,066	2,787
298.—A.—Image makers and sellers ...	513	282	231	120	63	57	181	86	95	113	61	52	405	189	216	112	53	59
299.—Grindstone and mill-stone makers and sellers	26	14	12	18	8	10	28	15	13	62	28	34	...	...	...	7	5	2
Total Group 48 ...	8,662	4,307	4,355	6,973	3,331	3,642	4,381	2,117	2,264	20,057	10,248	9,809	8,458	3,997	4,461	5,972	3,124	2,848
Total Order XIV ...	8,697	4,330	4,367	7,026	3,351	3,675	4,408	2,131	2,277	20,058	10,249	9,809	8,545	4,039	4,506	6,055	3,170	2,885
ORDER XV.—WOOD, CANE, AND LEAVES, &c.																		
Group 49.—Timber and Wood.																		
302.—Timber and bamboo agents and dealers	2,612	1,151	1,461	7,668	3,694	3,974	4,010	1,697	2,313	4,220	1,720	2,500	3,291	1,396	1,895	1,354	549	805
303.—Wood cutters and sawyers	454	227	227	366	176	190	226	108	118	1,095	545	550	1,124	583	541	504	257	247
304.—Carpenters	6,348	3,306	3,042	2,142	1,055	1,087	5,524	2,808	2,716	8,426	4,245	4,181	5,494	2,670	2,824	9,583	4,235	5,348,
305.—Coopers and box makers	28	17	11	33	16	17	...	...	...	138	67	71	39	19	20	666	278	388
Total Group 49 ...	9,442	4,701	4,741	10,209	4,941	5,268	9,760	4,613	5,147	13,879	6,577	7,302	9,948	4,668	5,280	12,107	5,319	6,788

This content downloaded from 14.194.219.90 on Fri, 09 Feb 2024 06:46:19 +00:00
All use subject to https://about.jstor.org/terms

BARDWAN DIVISION—*continued.*

Occupations.	Bardwan.			Bankura.			Birbhum.			Midnapur.			Hugli.			Howrah.		
	Total.	Male.	Female.	Total.	Male.	Female.	Total.	Male.	Female.	Total.	Male.	Female.	Total.	Male.	Female.	Total.	Male.	Female.
CLASS D—*concluded.*																		
***ORDER XV*—concluded.**																		
Group 50.—Canework, matting, and leaves.																		
306.—Bamboo and cattan splitters, workers, and sellers	508	270	238	1,468	628	*840*	2,800	1,180	*1,620*	3,644	1,772	*1,872*	148	63	*85*	375	169	*206*
307.—Basket weavers and winnowing pan makers and sellers	4,135	1,803	*2,332*	3,923	1,736	*2,187*	3,542	1,403	*2,139*	7,803	3,831	*3,972*	4,839	2,001	*2,838*	1,579	850	*729*
308.—Mat makers and sellers	4,200	1,539	*2,668*	2,688	813	*1,825*	2,395	970	*1,335*	9,976	4,070	*5,906*	2,491	1,052	*1,439*	1,238	672	*564*
309.—Screen (chik) makers and sellers	98	42	*56*	...	...	...	77	42	*35*	...	...	...	47	25	*22*	4	2	*2*
310.—Leaf-plate makers and sellers	61	24	*37*	977	193	*784*	569	190	*379*	1,835	640	*1,195*	35	5	*30*	35	16	*19*
311.—Tooth-stick sellers	...	...	...	...	...	...	...	...	...	...	...	...	...	...	...	7	4	*3*
312.—Leaf-fan makers and sellers	79	41	*38*	79	38	*41*	...	...	...	...	...	...	88	49	*39*	87	36	*51*
313.—Brush and comb makers and sellers	91	35	*56*	117	60	*57*	115	61	*54*	323	176	*147*	13	5	*8*	78	32	*46*
314.—Broom makers and sellers	1	1	...	32	...	*32*	9	...	*9*	363	123	*240*	13	9	*4*	10	3	*7*
315.—Pith and bark collectors, workers, and sellers	632	159	*473*	72	38	*34*	54	19	*35*	264	102	*162*	119	67	*52*	108	64	*44*
Total Group 50	9,805	3,907	*5,898*	9,306	3,506	*5,800*	9,471	3,865	*5,606*	24,208	10,714	*13,494*	7,763	3,276	*4,487*	3,519	1,848	*1,671*
Total Order XV	19,247	8,608	*10,639*	19,515	8,447	*11,068*	19,231	8,478	*10,753*	38,087	17,291	*20,796*	17,711	7,944	*9,767*	15,626	7,167	*8,459*
ORDER XVI.—DRUGS, GUMS, DYES, &c.																		
Group 51.—Gums, Wax, and similar Forest produce.																		
319.—Catechu preparers and sellers	...	...	...	16	12	*4*	...	...	...	...	...	...	...	...	...	...	...	...
320.—Lac collectors and sellers	31	17	*14*	113	58	*55*	160	93	*67*	...	...	...	...	...	...	...	...	...
323.—Wax, honey and general minor forest produce collectors and sellers	...	...	...	21	19	*2*	2	2	...	38	17	*21*	...	...	...	5	2	*3*
Total Group 51	31	17	*14*	150	89	*61*	162	95	*67*	38	17	*21*	...	...	...	5	2	*3*
Group 52.—Drugs, Dyes, pigments, &c.																		
324.—Chemists and druggists	165	86	*79*	20	10	*10*	33	17	*16*	256	138	*118*	211	107	*104*	120	62	*58*
326.—Saltpetre workers and sellers	...	...	...	...	...	...	...	...	...	...	...	...	3	3	...	...	...	...
328.—Soap makers and sellers	...	...	...	...	...	...	4	...	*4*	...	...	...	5	3	*2*	128	87	*41*
330.—Indigo workers and dealers	4	4	...	68	41	*27*	...	...	...	...	...	...	32	17	*15*	30	11	*19*
332.—Ink makers and sellers	...	...	...	...	...	...	...	...	...	...	...	...	...	...	...	2	...	*2*

This content downloaded from 14.194.219.90 on Fri, 09 Feb 2024 06:46:19 +00:00
All use subject to https://about.jstor.org/terms

336.—Kanku (red powder) preparers and sellers	13	6	7	10	4	6	60	26	34	89	44	45	12	5	7	68	41	17
336A.—Paint shop-keepers	1	1	...	1	...	1	...	...	...	17	9	8	73	39	34	90	44	46
337.—Perfume preparers and sellers ...	13	6	7	17	8	9	12	6	6	47	23	24	30	12	18	209	119	90
Total Group 52 ...	196	103	93	116	63	53	109	49	60	409	214	195	366	186	180	637	364	273
Total Order XVI ...	227	120	107	266	152	114	271	144	127	447	231	216	366	186	180	642	366	276
ORDER XVII.—LEATHER, HORNS, BONES AND GREASE.																		
Group 53.—Leather, &c.																		
338.—Tanners, curriers and hide sellers ...	392	224	168	82	36	46	155	94	61	786	398	388	298	129	167	66	37	29
339.—Shoe, sandal and boot makers and sellers	5,586	2,803	2,783	5,243	2,739	2,504	2,977	1,632	1,345	6,682	3,449	3,233	2,835	1,448	1,387	1,947	1,054	893
342.—Hide, horns and bone dealers	980	494	486	659	375	284	506	211	295	1,887	984	903	875	448	427	552	217	335
345.—Grease preparers and sellers	14	8	6	...	...	...	1	...	1	...	...	...	47	13	34	20	11	9
Total Group 53 and Order XVII ...	6,972	3,529	3,443	5,984	3,150	2 834	3,639	1,937	1,702	9 355	4,831	4,524	4,053	2,038	2,015	2,585	1,319	1,266
TOTAL CLASS D ...	239,943	117,707	122,236	163,178	77,471	85,707	120,269	57,481	62,788	378,475	186,980	191,495	193,806	92,195	101,611	156 974	76,249	80,725
CLASS E.—COMMERCE, TRANSPORT, STORAGE.																		
ORDER XVIII.—COMMERCE.																		
Group 54.—Dealers in money and securities.																		
347.—Money-lenders and pawn-brokers ...	1,887	976	911	2,007	1,015	992	461	221	240	6,248	3,084	3,164	1,080	556	524	967	452	515
350.—Money changers and testers	90	53	37	7	2	5	6	3	3	354	206	148	281	160	121	180	77	83
351.—Bank clerks, cashiers, bill-collectors, accountants, &c.	93	54	39	2	1	1	...	...	...	66	37	29	202	106	96	141	68	73
Total Group 54 ...	2,050	1,083	987	2,016	1,018	998	467	224	243	6,668	3,327	3,341	1,563	822	741	1,288	597	671
Group 55.—General merchandise.																		
352.—General merchants	8,953	4,440	4,513	6,027	3,017	3,010	2,333	1,100	1,233	37,083	17,770	19,293	6,997	3,345	3,652	3,408	1,710	1,698
353.—Merchants' managers, accountants, clerks, &c.	405	209	196	226	123	103	100	54	46	324	170	154	11	11	...	1,271	525	746
Total Group 55 ...	9,358	4,649	4,709	6,253	3,140	3,113	2,433	1,154	1,279	37,387	17,940	19,447	7,008	3,356	3,652	4,679	2,235	2,444
Group 56.—Dealing unspecified.																		
354.—Shop-keepers' clerks, salesmen, &c. ...	710	396	314	101	52	49	27	17	10	391	222	169	438	214	224	264	157	107
355.—Shop-keepers and money-lenders' servants	114	63	51	45	17	28	320	235	85	93	60	33	...	...	...	376	197	179
356.—Shop-keepers, otherwise unspecified	10,211	5,004	5,207	10,223	5,127	5,096	1,927	975	952	19,160	10,292	8,868	933	442	491	2,194	1,261	933
357.—Pedlars, hawkers, &c.	83	38	45	95	34	61	341	197	144	577	269	308	1,850	864	986	183	110	73
Total Group 56 ...	11,118	5,501	5,617	10,464	5,230	5,234	2,615	1,424	1,191	20,221	10,843	9,378	3,221	1,520	1,701	3,017	1,725	1,292

This content downloaded from 14.194.219.90 on Fri, 09 Feb 2024 06:46:19 +00:00
All use subject to https://about.jstor.org/terms

Occupations.	Bardwan.			Bankura.			Birbhum.			Midnapur.			Hugli.			Howrah.		
	Total.	Male.	Female.	Total.	Male.	Female.	Total.	Male.	Female.	Total.	Male.	Female.	Total.	Male.	Female.	Total.	Male.	Female.
CLASS E—*continued.*																		
ORDER XVIII—concluded.																		
Group 57.—Middlemen, &c.																		
(a).—Brokers, &c.																		
358.—Brokers, Agents, Dubash	382	218	*164*	15	3	*12*	50	27	*23*	339	191	*148*	738	367	*371*	357	173	*184*
359.—Auctioneers, Auditors, Actuaries, Notaries public, Appraisers, House Agents, &c.	...	...	...	...	...	...	...	...	...	...	...	...	...	...	...	10	2	*8*
Total Group 57 (a) ...	382	218	*164*	15	3	*12*	50	27	*23*	339	191	*148*	738	367	*371*	367	175	*192*
(b).—Contractors and farmers.																		
360.—Farmers of tolls and ferries	...	...	...	4	1	*3*	...	...	...	85	49	*36*	8	7	*1*	56	29	*27*
360-A.—Lessees of pounds	21	13	*8*	3	2	*1*	1	...	*1*	175	85	*90*	9	6	*3*	21	17	*4*
362.—Lessees and Superintendents of markets, stalls, &c.	3	3	...	2	2	...	1	...	*1*	2	2	...	59	28	*31*	7	2	*5*
363.—Contractors, otherwise unspecified ...	1,137	591	*546*	72	26	*46*	46	37	*9*	824	478	*346*	349	182	*167*	543	255	*288*
364.—Contractors for labour, Emigration Agents, &c.	195	106	*89*	15	12	*3*	14	11	*3*	97	55	*42*	21	10	*11*	97	52	*45*
Total Group 57 (b) ...	1,356	713	*643*	96	43	*53*	62	48	*14*	1,183	669	*514*	446	233	*213*	724	355	*369*
Total Group 57 ...	1,738	931	*807*	111	46	*65*	112	75	*37*	1,522	860	*662*	1,184	600	*584*	1,091	530	*561*
Total Order XVIII ...	24,264	12,144	*12,120*	18,844	9,434	*9,410*	5,627	2,877	*2,750*	65,798	32,970	*32,828*	12,976	6,298	*6,678*	10,055	5,087	*4,968*
ORDER XIX.—TRANSPORT AND STORAGE.																		
Group 58.—Railway.																		
(a).—Administration.																		
369.—Engineers	34	18	*16*	...	...	...	...	...	...	...	...	...	5	5	...	11	4	*7*
370.—Clerical Staff in Railway establishment	279	147	*132*	11	6	*5*	16	7	*9*	1	1	...	65	45	*20*	180	52	*128*
Total Group 58 (a) ...	313	165	*148*	11	6	*5*	16	7	*9*	1	1	...	70	50	*20*	191	56	*135*

This content downloaded from 14.194.219.90 on Fri, 09 Feb 2024 06:46:19 +00:00
All use subject to https://about.jstor.org/terms

(b).—Working Staff.																		
371.—Station Masters and Assistants, Inspectors, Overseers, &c.	214	85	*129*	1	1	...	20	6	*14*	2	2	...	133	31	*102*	73	23	*50*
372.—Guards, drivers, firemen, &c.	224	171	*53*	...	...	...	...	...	...	...	...	...	5	2	*3*	266	133	*133*
373.—Pointsmen, shunters, porters, &c.	1,678	1,014	*664*	11	11	...	268	143	*125*	5	5	...	138	64	*74*	450	217	*233*
Total Group 58 (b) ...	2,116	1,270	*846*	12	12	...	288	149	*139*	7	7	...	276	97	*179*	789	373	*416*
Total Group 58 ...	2,429	1,435	*994*	23	18	*5*	304	156	*148*	8	8	...	346	147	*199*	980	429	*551*
Group 59.—Road.																		
(a).—Cart, Carriage, and Tramway owners and drivers.																		
374.—Tramway, mail carriage, &c.	...	...	...	...	...	...	...	...	...	...	...	...	...	...	...	1	...	*1*
375.—Cart owners and drivers, &c.	3,510	2,005	*1,505*	1,974	1,326	*648*	974	616	*358*	4,015	2,377	*1,638*	2,168	1,109	*1,059*	2,637	1,489	*1,148*
377.—Drivers, stable-boys, &c.	1	1	...	...	...	...	...	...	...	...	...	...	...	...	...	1,578	896	*682*
378.—Palki owners, bearers, &c.	3,556	1,773	*1,783*	1,088	680	*408*	975	629	*346*	49,779	6,083	*4,696*	4,583	2,794	*1,789*	3,160	1,780	*1,380*
Total Group 59 (a) ...	7,067	3,779	*3,288*	3,062	2,006	*1,056*	1,949	1,245	*704*	14,794	8,460	*6,334*	6,751	3,903	*2,848*	7,376	4,165	*3,211*
(b).—Carriers by pack animals.																		
379.—Pack-bullock owners, drivers, &c. ...	20	13	*7*	1	...	*1*	2	1	*1*	123	114	*9*	538	308	*230*	377	195	*182*
Total Group 59 (b) ...	20	13	*7*	1	...	*1*	2	1	*1*	123	114	*9*	538	308	*230*	377	195	*182*
Total Group 59 ...	7,087	3,792	*3,295*	3,063	2,006	*1,057*	1,951	1,246	*705*	14,917	8,574	*6,343*	7,289	4,211	*3,078*	7,753	4,360	*3,393*
Group 60.—Water.																		
(a).—Owners, &c., of vessels.																		
381.—Ship-owners, companies, and agents	...	...	...	...	...	...	...	...	...	...	...	...	...	...	...	37	18	*19*
382.—Shipping clerks, supercargoes, &c. ...	2	2	...	...	...	...	1	...	*1*	...	...	...	...	...	...	320	142	*178*
383.—Boat and barge owners, &c.	105	65	*40*	1	1	...	...	...	...	476	226	*250*	1	...	*1*	446	226	*220*
Total Group 60 (a) ...	107	67	*40*	1	1	...	1	...	*1*	476	226	*250*	1	...	*1*	803	386	*417*
(b).—Working staff of vessels.																		
384.—Ships' Officers, Engineers, Sailors, &c.	18	9	*7*	...	...	...	22	17	*5*	247	119	*128*	130	58	*72*	3,914	2,889	*1,025*
385.—Boat and barge men	1,002	518	*484*	25	5	*20*	22	9	*13*	8,223	5,234	*2,989*	2,235	1,132	*1,103*	15,681	10,031	*5,650*
386.—Pilots	...	...	...	...	...	...	...	...	...	2	2	...	...	...	...	1	1	...
387.—Lock keepers, &c., and canal service	...	...	...	...	...	...	...	...	...	...	...	...	...	...	...	4	4	...
388.—Dock and harbour service	...	...	...	...	...	...	...	...	...	3	3	...	...	...	...	7	6	*1*
389.—Divers	...	...	...	...	...	...	...	...	...	...	...	...	8	3	*5*	51	16	*35*
Total Group 60 (b) ...	1,018	527	*491*	25	5	*20*	44	26	*18*	8,475	5,358	*3,117*	2,373	1,193	*1,180*	19,688	12,947	*6,711*
Total Group 60 ...	1,125	594	*531*	26	6	*20*	45	26	*19*	8,951	5,584	*3,367*	2,374	1,193	*1,181*	20,481	13,333	*7,128*

This content downloaded from 14.194.219.90 on Fri, 09 Feb 2024 06:46:19 +00:00
All use subject to https://about.jstor.org/terms

BARDWAN DIVISION—*continued.*

Occupations.	Bardwan.			Bankura.			Birbhum.			Midnapur.			Hugli.			Howrah.		
	Total.	Male.	Female.	Total.	Male.	Female.	Total.	Male.	Female.	Total.	Male.	Female.	Total.	Male.	Female.	Total.	Male.	Female.
CLASS E—*concluded.*																		
***ORDER XIX*—concluded.**																		
Group 61.—Message.																		
(*a*).—Post, &c.																		
390.—Postal directors, postmasters, and clerks	374	163	*211*	93	42	*51*	48	35	*13*	486	253	*233*	288	157	*131*	198	100	*98*
391.—Postal messengers, runners, &c.	343	172	*171*	276	213	*63*	128	86	*42*	860	476	*384*	153	62	*91*	308	17	*138*
392.—Messengers (unspecified)	2,146	1,052	*1,094*	2,026	1,049	*977*	134	114	*20*	5,834	2,976	*2,858*	2,280	1,196	*1,084*	3,240	1,252	*1,988*
Total Group 61 (a)	2,863	1,387	*1,476*	2,395	1,304	*1,091*	310	235	*75*	7,180	3,705	*3,475*	2,721	1,415	*1,306*	3,746	1,522	*2,224*
(*b*).—Telegraph and telephone.																		
393.—Telegraph officers and clerical and accounts establishment	42	19	*23*	5	2	*3*	...	...	...	...	...	...	20	14	*6*	52	19	*33*
394.—Signallers and messengers	23	15	*8*	...	...	...	...	...	...	6	6	...	4	4	...	5	2	*3*
Total Group 61 (b)	65	34	*31*	5	2	*3*	...	...	...	6	6	...	24	18	*6*	57	21	*36*
Total Group 61	2,928	1,421	*1,507*	2,400	1306	*1,094*	310	235	*75*	7,188	3,711	*3,475*	2,745	1,433	*1,312*	3,803	1,543	*2,260*
Group 62.—Storage and weighing.																		
396.—Ware-house owners, keepers, &c.	...	...	...	...	...	...	43	37	*6*	...	...	...	...	...	...	...	...	...
397.—Ware-house service	41	15	*26*	2	2	...	...	...	...	...	...	...	...	...	...	...	...	...
398.—Porters (general)	593	282	*311*	269	130	*139*	137	80	*57*	690	356	*334*	1,302	652	*650*	2,057	1,321	*736*
399.—Weighmen and measurers	569	267	*302*	218	127	*91*	248	152	*96*	930	490	*440*	3,608	1,935	*1,673*	387	186	*201*
400.—Watchmen	3	2	*1*	25	17	*8*	...	...	...	35	32	*3*	...	...	...	...	...	...
Total Group 62	1,206	566	*640*	514	276	*238*	428	269	*159*	1,655	878	*777*	4,910	2,587	*2,323*	2,677	1,664	*1,013*
Total Order XIX	14,775	7,808	*6,967*	6,026	3,612	*2,414*	3,038	1,932	*1,106*	32,717	18,755	*13,962*	17,664	9,571	*8,093*	35,674	21,329	*14,345*
TOTAL CLASS E	39,039	19,952	19,087	24,670	13,046	11,824	8,665	4,809	3,856	98,515	51,725	46,790	30,640	15,869	14,771	45,729	26,416	19,313
CLASS F.—PROFESSIONS.																		
***ORDER XX*—LEARNED AND**																		

This content downloaded from 14.194.219.90 on Fri, 09 Feb 2024 06:46:19 +00:00
All use subject to https://about.jstor.org/terms

CLASS F.—PROFESSIONS.

ORDER XX.—LEARNED AND ARTISTIC PROFESSIONS.

Group 63.—Religion.

(a).—Priests, Ministers, &c.

401.—Priests, ministers, preachers and missionaries	13,629	6,691	6,938	5,610	2,741	2,869	3,269	1,62	1,645	42,676	19,855	22,821	19,076	9,010	10,066	11,040	5,420	5,620
402.—Catechists, readers, and Zanana Mission service	217	122	95	29	16	13	9	9	...	114	68	46	42	9	33	23	17	6
403.—Exorcists, hail averters, etc.	1	...	1	7	...	7	...	...	...	...	...	...	7	5	2	16	15	1
Total Group 63 (a)	13,847	6,813	7,034	5,646	2,757	2,889	3,278	1,633	1,645	42,790	19,923	22,867	19,125	9,024	10,101	11,079	5,452	5,627

(b).—Subsidiary religious services.

404.—Religious mendicants, inmates of monasteries, convents, etc.	54	37	17	77	72	5	...	...	...	222	107	115	51	27	24	75	41	34
405.—Church, temple, masjid, &c., service	384	198	186	324	177	147	79	43	36	175	116	59	225	91	134	255	120	135
406.—A.—Circumcisers	31	31	...	...	...	...	31	17	14	...	...	...	2	2	...	...	...	...
Total Group 63 (b)	469	266	203	401	249	152	110	60	50	397	223	174	278	120	158	330	161	169
Total Group 63	14,316	7,079	7,237	6,047	3,006	3,041	3,388	1,693	1,695	43,187	20,146	23,041	19,403	9,144	10,259	11,409	5,613	5,796

Group 64.—Education.

406.—Administrative and inspecting officials	74	45	29	34	12	22	12	8	4	17	11	6	1	1	...	8	3	5
407.—Principals, professors, and teachers	2,716	1,240	1,476	3,103	1,624	1,479	1,242	683	559	10,039	5,157	4,882	5,848	2,828	3,020	3,002	1,565	1,437
408.—Clerks on establishments of Educational institutions	2	2	...	2	2	...	27	15	12	13	7	6	...	...	...	25	11	14
Total Group 64	2,792	1,287	1,505	3,139	1,638	1,501	1,281	706	575	10,069	5,175	4,894	5,849	2,829	3,020	3,035	1,579	1,456

Group 65.—Literature.

409.—Authors, Editors, Journalists, &c.	...	...	...	...	...	...	...	...	...	...	...	...	2	...	2	3	2	1
411.—Private Secretaries and clerks	4,795	2,606	2,189	348	197	151	72	47	25	8,809	4,572	4,237	7,148	4,077	3,071	14,890	9,085	5,805
412.—Public scribes and copyists	107	39	68	42	31	11	2	2	...	152	79	73	392	235	157	13	12	1
Total Group 65	4,902	2,645	2,257	390	228	162	74	49	25	8,961	4,651	4,310	7,542	4,312	3,230	14,906	9,099	5,807

Group 66.—Law.

414.—Barristers, advocates and pleaders	680	330	350	318	158	160	180	95	85	554	308	246	1,163	560	603	505	227	278
416.—Law-agents, Muktars, &c.	505	263	242	240	152	88	191	121	70	1,487	799	688	495	222	273	392	181	211
417.—Articled clerks and other Lawyers' clerks	107	60	47	25	17	8	93	44	49	315	173	142	1	1	...	133	67	66
418.—Stamp-vendors	170	76	94	66	39	27	21	17	4	453	218	235	77	39	38	105	44	61
419.—Petition-writers	2	2	...	27	16	11	...	...	...	...	...	...	...	...	...	34	23	11
Total Group 66	1,464	731	733	676	382	294	485	277	208	2,809	1,498	1,311	1,736	822	914	1,169	542	627

This content downloaded from 14.194.219.90 on Fri, 09 Feb 2024 06:46:19 +00:00
All use subject to https://about.jstor.org/terms

BARDWAN DIVISION—*continued.*

Occupations.	Bardwan.			Bankura.			Birbhum.			Midnapur.			Hugli.			Howrah.		
	Total.	Male.	Female.	Total.	Male.	Female.	Total.	Male.	Female.	Total.	Male.	Female.	Total.	Male.	Female.	Total.	Male.	Female.
CLASS F—*continued.*																		
***ORDER XX*—concluded.**																		
Group 67.—Medicine.																		
(*a*).—Practitioners.																		
421.—Practitioners by diploma	31	15	*16*	4	3	*1*	...	...	...	37	19	*18*	2	...	*2*	16	8	*8*
422.—Practitioners without diploma (Hakims, &c.)	4,993	2,426	*2,567*	2,204	1,198	*1,006*	1,363	758	*605*	10,878	5,848	*5,030*	6,197	3,024	*3,173*	3,407	1,638	*1,769*
424.—Oculists	...	...	...	...	...	...	1	1	...	...	...	...	...	...	...	...	...	...
425.—Vaccinators	161	84	*77*	88	52	*36*	17	12	*5*	288	171	*117*	100	67	*33*	91	47	*44*
426.—Midwives	1,512	244	*1,268*	817	214	*603*	845	169	*776*	1,391	327	*1,064*	703	158	*545*	341	65	*276*
Total Group 67 (a) ...	6,697	2,769	*3,928*	3,113	1,467	*1,646*	2,326	940	*1,386*	12,594	6,365	*6,229*	7,002	3,249	*3,753*	3,855	1,758	*2,097*
(*b*).—Subsidiary medical services.																		
428.—Compounders, nurses, &c.	81	40	*41*	32	15	*17*	63	30	*33*	58	36	*22*	328	174	*154*	121	49	*72*
Total Group 67 (b) ...	81	40	*41*	32	15	*17*	63	30	*33*	58	36	*22*	328	174	*154*	121	49	*72*
Total Group 67 ...	6,778	2,809	*3,969*	3,145	1,482	*1,663*	2,389	970	*1,419*	12,652	6,401	*6,251*	7,330	3,423	*3,907*	3,976	1,807	*2,169*
Group 68.—Engineering and surveying.																		
(*a*).—Engineers, Architects, and Surveyors.																		
430.—Civil Engineers and Architects ...	100	54	*46*	9	4	*5*	...	...	...	15	6	*9*	7	5	*2*	66	35	*31*
431.—Topographical and Revenue Surveyors	30	15	*15*	5	5	...	...	...	...	6	5	*1*	...	...	...	...	...	...
Total Group 68 (a)	130	69	*61*	14	9	*5*	...	...	...	21	11	*10*	7	5	*2*	66	35	*31*
(*b*).—Subsidiary Staff.																		
432.—Draughtsman, etc., in Survey Office	146	60	*86*	32	18	*14*	2	2	...	615	342	*273*	217	88	*129*	304	141	*163*
433.—Clerks, etc., in offices of the above ...	252	126	*126*	2	...	*2*	...	...	...	69	34	*35*	...	...	...	54	35	*19*
Total Group 68 (b)	398	186	*212*	34	18	*16*	2	2	...	684	376	*308*	217	88	*129*	358	176	*182*
Total Group 68 ...	528	255	*273*	48	27	*21*	2	2	...	705	387	*318*	224	93	*131*	424	211	*213*
Group 69.—Other Sciences.																		

This content downloaded from 14.194.219.90 on Fri, 09 Feb 2024 06:46:19 +00:00
All use subject to https://about.jstor.org/terms

Group 69.—Other Sciences.																			
(a).—Astronomy, &c.																			
434.—Astronomers and Meteorologists ...	...	...	...	4	4	...	2	2	...	...	...	...	...	...	...	...	...	...	...
Total Group 69 (a) ...	...	...	...	4	4	...	2	2	...	...	...	...	...	...	...	...	...	...	...
(b).—Minor Sciences.																			
437.—Astrologers, Genealogists and Horoscope-casters	241	126	115	258	134	124	134	74	60	642	341	301	76	33	43	90	47	43	
438.—Almanac makers and sellers	...	...	...	5	...	5	...	...	...	...	...	...	...	...	...	1	1	...	
Total Group 69 (b) ...	241	126	115	263	134	129	134	74	60	642	341	301	76	33	43	91	48	43	
Total Group 69 ...	241	126	115	267	138	129	136	76	60	642	341	301	76	33	43	91	48	43	
Group 70.—Pictorial Art and Sculpture.																			
440.—Painters, Superintendents of Schools of Art, etc.	281	127	134	19	10	9	93	44	49	385	258	127	112	68	44	288	244	124	
442.—Photographers	...	...	...	...	...	...	...	...	...	...	...	...	1	1	...	...	...	...	
Total Group 70 ...	281	127	134	19	10	9	93	44	49	385	258	127	113	69	44	288	244	124	
Group 71.—Music, Acting, Dancing.																			
443.—Music composers and teachers ...	...	...	...	1	1	...	...	...	...	6	3	3	...	...	...	...	...	...	
444.—Bandmasters and players (not military)	3,139	1,579	1,560	1,513	919	594	1,562	1,019	543	3,263	1,575	1,688	1,668	797	871	913	544	369	
446.—Actors, Singers and Dancers	1,789	1,131	658	968	554	414	365	226	139	2,794	1,391	1,403	1,460	811	649	722	425	297	
Total Group 71 ...	4,928	2,710	2,218	2,482	1,474	1,008	1,927	1,245	682	6,063	2,969	3,094	3,128	1,608	1,520	1,635	969	666	
Total Order XX ...	36,210	17,769	18,441	16,213	8,385	7,828	9,775	5,062	4,713	85,473	41,826	43,647	45,401	22,333	23,068	37,013	20,112	16,901	
ORDER XXI.—SPORT AND AMUSEMENTS.																			
Group 72.—Sport.																			
448.—Shikaris, Falconers and Bird-catchers	77	30	47	9	8	1	32	14	18	210	124	86	61	30	31	130	71	59	
Total Group 72. ...	77	30	47	9	8	1	32	14	18	210	124	86	61	30	31	130	71	59	
Group 73.—Exhibition and games.																			
(a).—Catching, training, and exhibiting animals.																			
450.—Exhibitors of trained animals ...	296	170	126	55	27	28	24	17	7	180	95	85	138	74	64	93	48	45	
Total Group 73 (a) ...	296	170	126	55	27	28	24	17	7	180	95	85	138	74	64	93	48	45	

This content downloaded from 14.194.219.90 on Fri, 09 Feb 2024 06:46:19 +00:00
All use subject to https://about.jstor.org/terms

Occupations.	Bardwan.			Bankura.			Birbhum.			Midnapur.			Hugli.			Howrah.		
	Total.	Male.	Female.	Total.	Male.	Female.	Total.	Male.	Female.	Total.	Male.	Female.	Total.	Male.	Female.	Total.	Male.	Female.
CLASS F—*concluded.*																		
***ORDER XXI*—concluded.**																		
Group 73—*concluded.*																		
(*b*.)—Conjuring, fortune telling and other exhibitions.																		
453.—Buffoons	...	...	...	...	...	...	...	...	...	...	...	...	2	2	...	19	18	1
454.—Story and ballad reciters	30	16	14	28	22	6	12	5	7	18	12	6	71	46	25	34	14	20
455.—Exhibitors of puppets	9	7	2	...	...	...	6	6	...	8	5	3	...	...	...	6	6	...
456.—Conjurors and fortune-tellers	159	87	72	27	18	9	74	37	37	195	97	98	45	22	23	18	4	14
Total Group 73 (b) ...	198	110	88	55	40	15	92	48	44	221	114	107	118	70	48	77	42	35
(*c*.)—Acrobatics and athletics.																		
457.—Tumblers, acrobats, wrestlers, etc. ...	163	91	72	6	6	...	78	46	32	243	133	110	137	77	60	16	7	9
Total Group 73 (c) ...	163	91	72	6	6	...	78	46	32	243	133	110	137	77	60	16	7	9
Total Group 73 ...	657	371	286	116	73	43	194	111	83	644	342	302	393	221	172	168	97	89
Total Order XXI ...	734	401	333	125	81	44	226	125	101	854	466	388	454	251	203	316	163	143
TOTAL CLASS F. ...	36,944	18,170	18,774	16,338	8,466	7,872	10,001	5,187	4,814	88,327	42,292	44,035	45,855	22,584	23,271	37,329	20,280	17,049
CLASS G.—INDEFINITE AND INDEPENDENT.																		
ORDER XXIII.—INDEFINITE.																		
Group 74.—Unskilled labour.																		
(*a*.)—Special branches.																		
461.—Well Sinkers	4	4	...	...	...	...	...	...	...	...	...	...	...	...	...	14	7	7
462.—Tank diggers and excavators	1,713	964	749	643	360	283	154	103	51	599	387	212	687	310	377	92	47	45
463.—Road, canal and railway labourers ...	322	143	180	1	...	1	40	33	7	22	22	...	51	3	48	110	68	42
465.—Rice-pounders and huskers	37,990	5,093	32,897	18,066	2,900	15,166	28,074	2,046	26,028	37,181	8,011	29,170	28,488	5,617	22,871	19,717	6,010	13,707
Total Group 74 (a) ...	40,029	6,203	33,826	18,710	3,260	15,450	28,268	2,182	26,086	37,802	8,420	29,382	29,226	5,930	23,296	19,933	6,132	13,801
(*b*.)—General.																		
467.—Genera labour	103,418	85,098	18,320	113,017	54,705	58,312	68,525	34,834	33,691	340,815	176,735	164,080	97,256	54,943	42,313	92,772	54,757	38,015
Total Group 74 (b) ...	103,418	85,098	18,320	113,017	54,705	58,312	68,525	34,834	33,691	340,815	176,735	164,080	97,256	54,943	42,313	92,772	54,757	38,015
Total Group 74 ...	143,447	91,301	52,146	131,727	57,965	73,762	96,793	37,016	59,777	378,617	185,155	193,462	126,482	60,873	65,609	112,705	60,889	51,816

This content downloaded from 14.194.219.90 on Fri, 09 Feb 2024 06:46:19 +00:00
All use subject to https://about.jstor.org/terms

Group 75.—Undefined, etc.																		
468—A.—Indefinite and unspecified ...	535	151	384	174	167	7	8	6	2	2,382	1,295	1,087	156	98	58	57	17	40
468—B.—Disreputable means of livelihood	1,293	123	1,170	555	88	467	153	12	141	2,753	459	2,294	3,980	295	3,685	2,458	171	2,287
Total Group 75 ..	1,828	274	1,554	729	255	474	161	18	143	5,135	1,754	3,381	4,136	393	3,743	2,515	188	2,327
Total Order XXIII ...	145,275	91,575	53,700	132,456	58,220	74,236	86,954	37,034	59,920	383,752	186,909	196,843	130,618	61,266	69,352	115,220	61,077	54,143
ORDER XXIV.—INDEPENDENT OF WORK.																		
Group 76.—Property and alms.																		
(a.)—Property and allowances.																		
469.—House-rent, shares, etc.	923	397	526	38	...	38	73	17	56	639	326	313	1,555	844	711	1,335	831	504
470.—Allowances from patrons or relatives	1,949	942	1,007	2,042	1,128	914	23	12	11	2,935	1,431	1,504	2,912	1,431	1,481	1,729	833	896
Total Group 76 (a) ..	2,872	1,339	1,533	2,080	1,128	952	96	29	67	3,774	1,957	1,817	4,467	2,275	2,192	3,064	1,364	1,700
(b.)—Charity and endowment.																		
472.—Mendicancy	18,207	8,821	9,386	11,970	5,829	6,141	8,000	3,712	4,288	43,550	21,794	21,756	10,110	5,353	4,757	7,184	3,502	3,682
Total Group 76 (b) ...	18,207	8,821	9,386	11,970	5,829	6,141	8,000	3,712	4,288	43,550	21,794	21,756	10,110	5,353	4,757	7,184	3,502	3,682
Total Group 76 ...	21,079	10,160	10,919	14,050	6,957	7,093	8,096	3,741	4,355	47,324	23,751	23,573	14,577	7,628	6,949	10,248	4,866	5,382
Group 77.—Supported at the public charge.																		
(a.)—Pension.																		
473.—Pension, Civil Service	73	31	42	11	11	...	...	...	...	80	61	19	...	...	...	...	...	...
474.—Pension, Military Service	...	...	...	...	...	...	...	...	...	...	...	...	18	13	5	...	...	...
474—A.—Pension (unspecified)	197	112	85	120	42	78	75	28	47	372	231	141	543	287	256	631	314	317
Total Group 77 (a) ...	270	143	127	131	53	78	75	28	47	452	292	160	561	300	261	631	314	317
(b.)—Prisoners.																		
476.—Prisoners, under trial	13	13	...	12	12	...	5	5	...	13	11	2	5	5	...	4	4	...
477.—Prisoners for debt	...	...	...	2	2	...	...	...	...	...	...	...	8	8	...	...	...	...
478.—Prisoners, convicted or in reformatories &c.	243	228	15	56	51	5	76	68	8	816	797	19	248	241	7	...	...	...
Total Group 77 (b) ...	256	241	15	70	65	5	81	73	8	829	808	21	261	254	7	4	4	...
Total Group 77 ...	526	384	142	201	118	83	156	101	55	1,281	1,100	181	822	554	268	635	318	317
Total Order XXIV ...	21,605	10,544	11,061	14,251	7,075	7,176	8,252	3,842	4,410	48,605	24,851	23,754	15,399	8,182	7,217	10,883	5,184	5,699
TOTAL CLASS G ...	166,880	102,119	64,761	146,707	65,295	81,412	105,206	40,876	64,330	432,357	211,760	220,597	146,017	69,448	76,569	126,103	66,281	59,842

This content downloaded from 14.194.219.90 on Fri, 09 Feb 2024 06:46:19 +00:00
All use subject to https://about.jstor.org/terms



This content downloaded from
14.194.219.90 on Fri, 09 Feb 2024 06:46:19 +00:00
All use subject to https://about.jstor.org/terms

PRESIDENCY DIVISION.

Occupations.	Calcutta.			24-Parganas.			Nadia.			Jessor.			Murshidabad.			Khulna.		
	Total.	Male.	Female.	Total.	Male.	Female.	Total.	Male.	Female.	Total.	Male.	Female.	Total.	Male.	Female.	Total.	Male.	Female.
CLASS A.—GOVERNMENT.																		
ORDER I.—ADMINISTRATION.																		
Group 1.—Service of the Imperial and Provincial Governments.																		
1.—Viceroy and Lieutenant-Governor ...	6	3	3	...	...	...	...	...	...	...	...	...	...	...	...	...	...	...
2.—Officers	1,001	515	486	129	66	63	107	62	45	156	78	78	80	39	41	67	37	30
3.—Office Superintendents and Clerical Establishments	15,988	11,142	4,846	804	431	373	1,052	494	558	885	527	358	1,039	546	493	565	244	321
4.—Messengers, constables, &c.	5,248	4,585	663	2,702	1,385	1,317	3,864	2,715	1,149	1,677	1,100	577	1,962	1,447	515	1,182	799	383
Total Group 1 ...	22,243	16,245	5,998	3,735	1,882	1,853	11,023	5,271	5,752	2,718	1,705	1,013	3,081	2,032	1,049	1,814	1,080	734
Group 2.—Service of Local and Municipal Bodies.																		
5.—Inspecting and supervising officials	643	372	271	7	2	5	59	34	25	...	...	...	12	9	3	...	...	...
6.—Clerical establishments	1,551	1,283	268	56	40	16	144	78	66	91	49	42	54	26	28	18	16	2
7.—Menials	1,914	1,617	297	6	4	2	4	...	4	18	10	6	41	25	16	8	8	...
Total Group 2 ...	4,108	3,272	836	69	46	23	207	112	95	107	59	48	107	60	47	26	24	2
Group 3.—Village Service.																		
8.—Herdsmen	...	...	...	...	...	...	6	6	...	...	...	...	...	...	...	5	5	...
9.—Accountants	...	...	...	...	...	...	...	...	...	...	...	...	30	15	15	1	1	...
11.—Watchmen	...	...	...	10,224	5,301	4,923	7,988	3,839	4,149	9,680	4,719	4,961	14,475	7,455	7,020	4,334	2,379	1,955
Total Group 3 ...	...	...	...	10,224	5,301	4,923	7,994	3,845	4,149	9,680	4,719	4,961	14,505	7,470	7,035	4,340	2,385	1,955
Total Order I ...	26,351	19,517	6,834	14,028	7,229	6,799	19,224	9,228	9,996	12,505	6,483	6,022	17,693	9,562	8,131	6,180	3,489	2,691
ORDER II.—DEFENCE.																		
Group 4.—Army.																		
12 and 13.—Officers, non-commissioned Officers and privates	3,008	2,725	283	...	...	...	779	779	...	...	...	...	71	46	25	...	...	...
14.—Followers	192	169	23	1,641	1,387	254	...	...	...	...	...	...	...	...	...	...	...	...
Total Group 4 and Order II ...	3,200	2,894	306	1,641	1,387	254	779	779	...	...	...	...	71	46	25	...	...	...
ORDER III.—FOREIGN AND FEUDATORY STATE SERVICE.																		
Group 6.—Administrative.																		
19.—Chiefs, consuls, and officers	15	11	4	...	...	...	...	...	...	...	...	...	...	...	...	...	...	...
Total Group 6 and Order III ...	15	11	4	...	...	...	...	...	...	...	...	...	...	...	...	...	...	...
TOTAL CLASS A ...	29,566	22,422	7,144	15,669	8,616	7,053	20,003	10,007	9,996	12,505	6,483	6,022	17,764	9,608	8,156	6,180	3,489	2,691

This content downloaded from 14.194.219.90 on Fri, 09 Feb 2024 06:46:19 +00:00
All use subject to https://about.jstor.org/terms

PRESIDENCY DIVISION—*continued.*

Occupations.	Calcutta.			24-Parganas.			Nadia.			Jessor.			Murshidabad.			Khulna.		
	Total.	Male.	Female.	Total.	Male.	Female.	Total.	Male.	Female.	Total.	Male.	Female.	Total.	Male.	Female.	Total.	Male.	Female.
CLASS B—PASTURE AND AGRICULTURE.																		
ORDER IV.—LIVE-STOCK.																		
Group 8.—Stock Breeding and dealing.																		
Sub-group (*a*)—Horses and Horned Cattle.																		
24.—Horse breeders and dealers	181	71	*110*	...	...	...	13	7	*6*	55	26	*29*	5	5	...	...	...	...
25.—Cattle breeders and dealers	69	43	*26*	1,643	1,075	*568*	24,165	21,126	*3,039*	2,754	2,036	*718*	1,169	839	*330*	127	89	*38*
26.—Herdsmen	...	...	...	3,371	2,775	*596*	2,058	1,945	*113*	975	656	*319*	18,800	17,425	*1,375*	93	80	*13*
27.—Buffalo breeders and dealers	51	29	*22*	27	27	...	14	14	...	2	1	*1*	20	20	...	...	...	...
Total Sub-group (a) ...	301	143	*158*	5,041	3,877	*1,164*	26,250	23,092	*3,158*	3,786	2,719	*1,067*	19,994	18,289	*1,705*	220	169	*51*
Sub-Group (*b*)—Other Draught Animals.																		
28.—Elephant catchers	...	...	...	14	14	...	...	...	...	...	...	...	...	...	...	...	...	...
30.—Ass and mule breeders and dealers ...	...	...	...	...	...	...	2	2	...	...	...	...	...	...	...	...	...	...
Total Sub-group (b) ...	...	...	...	14	14	...	2	2	...	...	...	...	...	...	...	...	...	...
Sub-Group (*c*)—Small Stock.																		
31.—Sheep and goat breeders and dealers	478	409	*69*	980	699	*281*	237	112	*125*	248	128	*120*	118	74	*44*	131	45	*86*
32.—Pig breeders and dealers	34	34	...	374	183	*191*	557	272	*285*	1,485	721	*764*	250	137	*113*	1,056	546	*510*
Total Sub-group (c) ...	512	443	*69*	1,354	882	*472*	794	384	*410*	1,733	849	*884*	368	211	*157*	1,187	591	*596*
Total Group 8 ...	813	586	*227*	6,409	4,773	*1,636*	27,046	23,478	*3,568*	5,519	3,568	*1,951*	2,0362	18,500	*1,862*	1,407	760	*647*
Group 9.—Subsidiary Services to Stock.																		
33.—Veterinary Surgeons and cattle doctors	...	...	...	3	2	*1*	29	14	*15*	389	214	*175*	24	23	*1*	13	7	*6*
34.—Farriers and gelders	311	217	*94*	99	92	*7*	21	8	*13*	15	8	*7*	49	26	*23*	14	7	*7*
35.—Horse and elephant trainers, &c. ...	44	44	...	3	...	*3*	...	...	...	2	2	...	126	66	*60*	...	...	...
Total Group 9 ...	355	261	*94*	105	94	*11*	50	23	*28*	406	224	*182*	199	115	*84*	27	14	*13*
Total Order IV ...	1,168	847	*321*	6,514	4,867	*1,647*	27,096	23,500	*3,596*	5,925	3,792	*2,133*	20,561	18,615	*1,946*	1,434	774	*660*

This content downloaded from 14.194.219.90 on Fri, 09 Feb 2024 06:46:19 +00:00
All use subject to https://about.jstor.org/terms

Group 10.—Interest in Land.																	
37.—Land occupants, not cultivating ...	12,901	7,893	5,008	14,916	7,225	7,691	12,529	5,949	6,580	29,890	15,011	14,879	8,392	4,049	4,343	17,909	8,333	9,576
38.—Land occupants, cultivating	2,061	1,517	544	3,503	1,444	2,059	37	10	27	...	...	...	294	154	140	20	1	19
39.—Lessees of villages	10	7	3	...	...	...	...	...	...	9	7	2	...	...	...	7	4	3
40.—Tenants, not cultivating	...	...	...	28,185	13,033	15,146	37,072	19,497	17,575	109,102	51,846	57,256	14,822	7,100	7,722	52,338	26,467	25,869
41.—Tenants and sharers, cultivating ...	...	...	...	767,060	403,690	363,370	720,761	355,397	365,364	1,096,113	544,753	551,360	510,506	244,950	265,556	756,925	395,612	361,313
Total Group 10 ...	14,972	9,417	5,555	813,664	425,398	388,266	770,399	380,853	389,546	1,235,114	611,617	623,497	534,014	256,253	277,761	827,197	430,417	396,780
Group 11.—Agricultural labourers.																		
43.—Field labourers and crop watchers ...	3	3	...	43,937	23,050	19,987	16,650	7,850	8,800	7,024	4,433	2,591	69,686	38,517	31,169	3,044	1,602	1,442
Total Group 11 ...	3	3	...	43,937	23,050	19,987	16,650	7,850	8,800	7,024	4,433	2,591	69,686	38,517	31,169	3,044	1,602	1,442
Group 12.—Growers of Special Products and Trees.																		
44.—Tea, Coffee and Cinchona Planters and cultivators	170	96	74	...	...	...	15	7	8	12	6	6	2	...	2	...	...	...
45.—Cocoanut growers	...	...	...	100	62	38	...	...	...	170	104	66	...	...	...	51	26	25
46.—Betel-vine and areca-nut growers ...	...	...	...	805	406	399	184	83	101	706	333	373	45	19	26	7	3	4
47.—Watermut growers	...	...	...	...	...	...	...	...	...	...	...	...	25	3	22	...	...	...
49.—Indigo planters and cultivators ...	13	10	3	...	...	...	1,013	550	463	428	197	231	878	458	420	...	...	...
50.—Fruit growers	...	...	...	3,003	1,833	1,170	217	25	192	2,071	866	1,205	133	73	60	4,704	2,483	2,221
50-A.—Mulberry growers	...	...	...	...	...	...	...	...	...	...	...	...	10	5	5	...	...	...
51.—Market gardeners (vegetable growers) ...	...	...	...	12,383	5,895	6,488	2,768	1,102	1,666	1,759	889	870	6,190	1,698	4,492	489	220	249
52.—Gardeners, seedsmen, &c.	1,841	1,627	214	541	300	241	116	53	63	452	101	351	1,800	1,238	562	6	6	...
54.—Forest officers	...	...	...	4	...	4	...	...	...	1	1	...	...	...	...	17	17	...
55.—Forest Rangers, guards, peons. ...	6	6	...	14	14	...	...	...	...	...	...	...	16	16	...	47	43	4
Total Group 12 ...	2,030	1,739	291	16,850	8,510	8,340	4,313	1,820	2,493	5,599	2,497	3,102	9,199	3,610	5,589	5,301	2,798	2,503
Group 13.—Agricultural training and supervision.																		
58.—Agents and Managers of Landed estates	2,003	1,774	229	3,838	1,706	2,132	5,535	2,829	2,706	7,883	4,189	3,694	7,501	3,855	3,646	2,287	1,226	1,061
58-A.—Land Managers' clerks and servants	41	23	18	4,439	2,900	1,539	11,937	5,265	6,672	3,358	1,569	1,789	5,480	2,718	2,762	6,578	3,411	3,167
Total Group 13 ...	2,044	1,797	247	8,277	4,606	3,671	17,472	8,094	9,378	11,241	5,758	5,483	12,981	6,573	6,408	8,865	4,637	4,228
Total Order V ...	19,049	12,956	6,093	882,728	462,464	420,264	808,834	398,617	410,217	1,258,978	624,305	634,673	625,880	304,953	320,927	844,407	439,454	404,953
TOTAL CLASS B ...	20,217	13,803	6,414	889,242	467,331	421,911	835,930	422,117	413,813	1,264,903	628,097	636,806	646,441	323,568	322,873	845,841	440,228	405,613

This content downloaded from 14.194.219.90 on Fri, 09 Feb 2024 06:46:19 +00:00
All use subject to https://about.jstor.org/terms

Occupations.	Calcutta.			24-Parganas.			Nadia.			Jessor.			Murshidabad.			Khulna.		
	Total.	Male.	Female.	Total.	Male.	Female.	Total.	Male.	Female.	Total.	Male.	Female.	Total.	Male.	Female.	Total.	Male.	Female.
CLASS O.—PERSONAL SERVICES.																		
ORDER VI.—PERSONAL AND SANITARY SERVICES.																		
Group 14.—Personal and domestic services.																		
59.—Barbers	3,890	2,898	992	19,644	11,052	8,592	11,470	5,488	5,982	17,282	8,770	8,512	8,013	4,135	3,878	11,702	6,098	5,604
63.—Washermen	6,918	4,842	2,076	13,321	7,489	5,832	3,537	1,784	1,753	5,736	2,690	3,046	2,478	1,222	1,256	2,202	1,102	1,100
64.—Water-carriers	...	...	...	107	30	77	29	22	7	17	15	2	226	145	81	...	...	...
65.—Cooks	10,765	7,498	3,267	2,114	1,080	1,034	92	64	28	185	87	98	1,340	422	918	68	60	8
66.—Indoor servants	55,178	31,479	23,699	9,289	2,217	7,072	2,970	1,137	1,833	3,529	1,333	2,196	6,558	2,333	4,225	310	193	117
67.—Grooms, coachmen, &c.	15,040	13,390	1,650	3,582	2,161	1,421	536	333	203	504	401	103	1,347	774	573	19	12	7
68.—Door-keepers	...	...	...	2,938	1,573	1,365	245	125	120	248	148	100	1,168	741	427	97	61	36
68—A.—Service (unspecified)	...	...	...	59,050	33,626	25,424	36,265	18,532	17,733	15,179	9,866	5,313	11,152	7,558	3,594	10,964	6,846	4,118
Total Group 14	91,791	60,107	31,684	110,045	59,228	50,817	55,144	27,485	27,659	42,680	23,310	19,370	32,282	17,330	14,952	25,362	14,372	10,990
Group 15.—Non-domestic establishment.																		
69.—Hotel and Lodging-house owners and managers, &c.	563	378	185	263	143	120	95	65	30	83	55	28	20	10	10	66	40	26
70.—Rest-house and sarai owners and managers, &c.	...	...	...	21	5	16	18	...	18	10	...	10	...	...	...	...	...	...
71.—Club-Secretaries, managers, &c.	4	4	...	...	...	...	...	...	...	...	...	...	...	...	...	...	...	...
Total Group 15	567	382	185	284	148	136	113	65	48	93	55	38	20	10	10	66	40	26
Group 16.—Sanitation.																		
72.—Sanitary officers of Government	1	1	...	...	...	...	...	...	...	...	...	...	...	...	...	...	...	...
73.—Sanitary Inspectors, &c., Local and Municipal	17	10	7	...	...	...	...	...	...	...	...	...	...	...	...	...	...	...
74.—Sweepers and scavengers	10,374	6,885	3,489	3,200	1,460	1,740	342	172	170	666	334	332	469	204	265	404	196	208
Total Group 16	10,392	6,896	3,496	3,200	1,460	1,740	342	172	170	666	334	332	469	204	265	404	196	208
Total Order VI	102,750	67,385	35,365	113,529	60,836	52,693	55,599	27,722	27,877	43,439	23,699	19,740	32,771	17,544	15,227	25,832	14,608	11,224
TOTAL CLASS O	102,750	67,385	35,365	113,529	60,836	52,693	55,659	27,722	27,877	43,439	23,699	19,740	32,771	17,544	15,227	25,832	14,608	11,224

This content downloaded from 14.194.219.90 on Fri, 09 Feb 2024 06:46:19 +00:00
All use subject to https://about.jstor.org/terms

CLASS D.—PREPARATION AND SUPPLY OF MATERIAL SUBSTANCES.

ORDER VII.—FOOD AND DRINK.

Group 17.—Animal Food.

76.—Cow and buffalo-keepers and milk and butter sellers.	5,416	3,357	2,059	37,815	10,550	27,265	21,364	9,291	12,073	12,915	5,915	7,000	22,503	10,195	12,308	5,714	2,711	3,003
77.—Ghee preparers and sellers	344	245	99	40	13	27	289	48	231	18	10	8	125	32	93	7	2	
79.—Butchers	2,868	1,984	884	577	232	345	12	8	4	45	16	29	281	84	197	...	...	...
80.—Fowl and egg dealers	222	153	69	923	527	396	689	312	377	53	32	21	34	21	13	2	...	2
81 and 82.—Fishermen and fish dealers...	3,668	2,043	1,625	67,886	36,456	31,430	53,584	26,494	27,090	76,783	38,476	38,307	28,456	13,271	15,185	50,282	24,819	25,463
Total Group 17 ...	12,518	7,782	4,736	107,241	47,778	59,463	75,938	36,163	39,775	89,814	44,449	45,365	51,399	23,603	27,796	56,005	27,532	28,473

Group 18.—Vegetable Food.

83.—Grain dealers	3,600	1,992	1,608	9,094	5,137	3,957	13,756	6,817	6,939	11,901	5,884	6,017	4,847	2,265	2,582	6,527	3,599	2,928
84.—Grain parchers	692	495	197	4,231	2,199	2,032	863	358	505	726	252	474	1,813	264	1,549	175	90	85
85.—Pulse and flour preparers and sellers	3,114	2,014	1,100	628	315	313	470	258	212	73	59	14	602	144	458	116	101	15
87.—Bakers	1,639	1,203	436	218	133	85	15	6	9	36	22	14	112	73	39	7	7	...
88.—Bran sellers	91	78	13	110	55	55	3	3	...	34	14	20	...	...	...	...	...	...
89 and 90.—Vegetable and fruit sellers ...	1,914	1,262	652	71	18	53	256	118	138	80	11	69	714	79	635	20	20	...
92.—Confectioners and sweetmeat makers and sellers, &c.	4,924	3,966	958	9,278	4,437	4,841	12,102	5,567	6,535	3,139	1,845	1,294	3,308	1,778	1,530	523	379	144
Total Group 18 ...	15,974	11,010	4,964	23,630	12,294	11,336	27,465	13,127	14,338	15,989	8,087	7,902	11,396	4,603	6,793	7,368	4,196	3,172

Group 19.—Drink, condiments and narcotics.

94.—Ice manufacturers and sellers ...	186	151	35	47	5	42	...	...	...	7	5	2	11	7	4	...	...	...
95.—Soda-water and Lemonade manufacturers and sellers	117	91	26	2	2	...	...	...	...	17	10	7	...	...	...	...	...	...
96.—Sherbet preparers and sellers	...	...	...	21	18	3	...	...	...	1	1	...	63	53	10	...	...	...
97.—Country spirits distillers and sellers	...	...	...	2,509	1,449	1,060	164	68	96	88	41	47	742	352	390	323	156	167
98.—Toddy drawers and sellers	988	743	245	4,583	2,288	2,295	13	4	9	8	2	6	360	166	194	5	5	...
99.—Foreign wine and spirits dealers ..	1,261	769	492	...	...	...	...	...	...	...	...	...	...	...	...	...	...	...
101.—Tea sellers and tasters	289	148	141	14	9	5	...	...	...	...	...	...	...	...	...	...	...	...
102.—Coffee preparers and sellers	5	3	2	...	...	...	...	...	...	...	...	...	...	...	...	...	...	...
103.—Sugar manufacturers and sellers ...	257	223	34	1,341	665	676	166	81	85	1,363	733	630	7	4	3	445	204	241
104.—Molasses makers and sellers ...	20	8	12	3,205	1,945	1,260	2,390	1,216	1,174	5,557	3,220	2,337	224	127	97	1,224	606	618
105.—Salt preparers and sellers	...	...	...	1,138	603	535	346	191	155	515	259	256	73	59	14	49	41	8
108.—Pickle makers and sellers	...	...	...	...	...	...	...	...	...	...	...	...	8	3	5	...	...	...
109.—Grocers and general condiment dealers	14,434	10,011	4,423	27,024	13,795	13,229	28,355	13,804	14,551	9,151	5,164	3,987	14,390	6,832	9,758	2,085	1,248	837
111.—Betel leaf and areca-nut sellers ...	2,490	1,626	864	6,029	2,718	3,311	2,646	1,315	1,331	14,580	7,068	7,512	2,185	876	1,309	11,781	7,331	4,450

This content downloaded from 14.194.219.90 on Fri, 09 Feb 2024 06:46:19 +00:00
All use subject to https://about.jstor.org/terms

PRESIDENCY DIVISION—*continued.*

Occupations.	Calcutta.			24-Parganas.			Nadia.			Jessor.			Murshidabad.			Khulna.		
	Total.	Male.	Female.	Total.	Male.	Female.	Total.	Male.	Female.	Total.	Male.	Female.	Total.	Male.	Female.	Total.	Male.	Female.
CLASS D—*continued.*																		
ORDER VII—concluded.																		
Group 19.—*concluded.*																		
112.—Tobacco and snuff manufacturers and sellers	2,229	1,605	624	3,982	1,995	1987	2,498	1,203	1,295	2,773	1,383	1,390	2,618	1,304	1,314	1,074	532	542
114.—Opium, &c., manufacturers and sellers	284	188	96	421	183	238	...	...	...	52	23	29	105	59	46	28	15	13
115.—Bhang, ganja, &c., preparers and sellers	105	28	77	804	393	411	7	7	...	60	21	39	74	47	27	40	18	22
Total Group 19	22,665	15,594	7,071	51,120	26,068	25,052	36,585	17,889	18,696	34,172	17,930	16,242	20,860	9,889	10,971	17,054	10,156	6,898
Total Order VII	51,157	34,386	16,771	181,991	86,140	95,851	140,009	67,200	72,809	139,975	70,466	69,509	83,655	38,095	45,560	80,427	41,884	38,543
ORDER VIII.—LIGHT, FIRING AND FORAGE.																		
Group 20.—Lighting.																		
116.—Oil-pressers and sellers	1,760	1,222	538	8,617	4,949	3,668	17,575	8,631	8,944	15,429	7,388	8,041	13,340	6,638	6,702	4,461	2,467	1,994
117.—Oil and salt sellers	40	31	9	237	129	108	390	202	188	7,458	3,876	3,582	64	46	18	3,419	1,897	1,522
118.—Oilcake dealers	809	511	298	247	122	125	...	...	...	13	7	6	25	12	13	...	...	...
119.—Candle makers and sellers	332	228	104	4	1	3	...	...	...	...	...	...	...	...	...	...	...	...
121.—Kerosine oil dealers	299	152	147	24	15	9	69	37	32	73	44	29	78	41	37	43	22	21
122.—Matches makers and sellers	...	...	...	111	84	27	68	23	45	64	13	51	170	63	107	1	...	1
123.—Lamp and lantern makers and sellers	...	...	...	40	29	11	...	...	...	1	1	...	4	...	4	8	6	2
124.—Gas workers, Gas Company Managers, &c.	107	88	19	...	...	...	...	...	...	...	...	...	...	...	...	...	...	...
Total Group 20	3,347	2,232	1,115	9,280	5,329	3,951	18,102	8,893	9,209	23,038	11,329	11,709	13,681	6,800	6,881	7,932	4,392	3,540
Group 21.—Fuel and Forage.																		
125.—Firewood and grass gatherers and sellers	1,930	1,582	348	264	114	150	191	77	114	290	76	214	231	90	141	60	15	45
126.—Firewood contractors and dealers	...	...	...	886	317	569	34	21	13	...	...	...	216	118	98	...	...	...
127.—Coal miners	6	5	1	1	...	1	...	...	...	...	...	...	...	...	...	...	...	...
128.—Coal dealers, brokers, Coal Company Managers	559	293	266	294	100	194	...	...	...	34	23	11	6	3	3	...	...	...

This content downloaded from 14.194.219.90 on Fri, 09 Feb 2024 06:46:19 +00:00
All use subject to https://about.jstor.org/terms

128.—Pitch dealers	20	20	...	...	...	...	...	...	...	...	...	...	...	...	...	...	...	...	...	...
129.—Charcoal burners and dealers ...	...	...	...	8	...	8	2	2	...	30	14	16	111	68	45	18	8	10		
130.—Cowdung fuel preparers and sellers	470	324	146	111	7	104	180	6	154	24	...	24	4,066	460	3,606	...	...	...		
131.—Hay, &c., contractors and dealers ...	783	511	272	676	431	245	16	7	9	...	...	...	121	73	48	...	...	...		
Total Group 21 ...	3,768	2,735	1,033	2,240	969	1,271	403	113	290	378	113	265	4,751	810	3,941	78	23	55		
Total Order VIII ...	7,115	4,967	2,148	11,520	6,298	5,222	18,505	9,006	9,499	23,416	11,442	11,974	18,432	7,610	10,822	8,010	4,415	3,595		
ORDER IX.—BUILDINGS.																				
Group 22.—Building Materials.																				
132.—Brick and tile burners and sellers ...	...	...	...	329	500	329	118	67	51	3	1	2	307	219	88	44	35	9		
133.—Lime and shell burners and sellers	439	251	188	2,685	1,324	1,361	634	308	326	1,112	543	569	510	228	282	378	164	214		
135.—Thatch dealers and thatchers ...	75	75	...	4,233	2,167	2,066	535	239	296	495	252	243	530	238	292	273	135	138		
Total Group 22 ...	514	326	188	7,747	3,991	3,756	1,287	614	673	1,610	796	814	1,347	685	662	695	334	361		
Group 23.—Artificers in Building.																				
136.—Building Contractors	89	62	27	...	...	...	...	...	...	...	...	...	...	...	...	...	...	...		
137.—Stone and marble workers	457	345	112	52	27	25	...	...	...	...	...	...	...	...	...	...	...	...		
138.—Masons	9,761	6,990	2,771	9,549	5,441	4,108	5,311	2,772	2,539	2,430	1,271	1,159	5,737	2,909	2,828	456	332	124		
139.—Builders and Joiners	...	...	...	94	46	48	...	...	...	...	...	...	...	...	...	...	...	...		
140.—Plasterers and house painters ...	1,390	980	410	601	382	219	19	15	4	...	...	...	30	21	9	...	...	...		
141.—Mud wall and roof builders	2,074	1,584	490	...	...	...	...	...	...	1	1	...	...	...	...	...	...	...		
142.—Plumbers and glaziers	160	83	77	...	...	...	...	...	...	...	...	...	...	...	...	46	36	10		
Total Group 23 ...	13,931	10,044	3,887	10,296	5,896	4,400	5,330	2,787	2,543	2,431	1,272	1,159	5,767	2,930	2,837	502	368	134		
Total Order IX ...	14,445	10,370	4,075	18,043	9,887	8,156	6,617	3,401	3,216	4,041	2,068	1,973	7,114	3,615	3,499	1,197	702	495		
ORDER X.—VEHICLES AND VESSELS.																				
Group 24.—Railway Plant.																				
144.—Railway mechanics	125	67	58	261	157	104	24	16	8	15	10	5	...	...	...	19	12	7		
145.—Permanent-way Inspectors, Foremen, platelayers, &c.	22	15	7	...	...	...	...	...	...	4	1	3	...	...	...	...	...	...		
Total Group 24 ...	147	82	65	261	157	104	24	16	8	19	11	8	...	...	...	19	12	7		
Group 25.—Carts, Carriages, &c.																				
146.—Cart makers and carriage makers and sellers	549	314	235	218	144	74	339	173	166	501	270	231	286	154	132	...	...	...		
Total Group 25 ...	549	314	235	218	144	74	339	173	166	501	270	231	286	154	132	...	...	...		

This content downloaded from 14.194.219.90 on Fri, 09 Feb 2024 06:46:19 +00:00
All use subject to https://about.jstor.org/terms

Occupations.	Calcutta.			24-Parganas.			Nadia.			Jessor.			Murshidabad.			Khulna.		
	Total.	Male.	Female.	Total.	Male.	Female.	Total.	Male.	Female.	Total.	Male.	Female.	Total.	Male.	Female.	Total.	Male.	Female.
CLASS D—*continued.*																		
***ORDER X*—concluded.**																		
Group 26.—Ships and Boats.																		
148.—Ship wrights and boat builders ...	487	185	*302*	303	186	*117*	119	69	*50*	1,233	663	*570*	132	74	*58*	575	463	*112*
Total Group 26 ...	487	185	*302*	303	186	*117*	119	69	*50*	1,233	663	*570*	132	74	*58*	575	463	*112*
Total Order X ...	1,183	581	*602*	782	487	*295*	482	258	*224*	1,753	944	*809*	418	238	*180*	594	475	*119*
ORDER XI.—SUPPLEMENTARY REQUIREMENTS.																		
Group 27.—Paper, &c.																		
153.—Paper makers and sellers and palm-leaf binders	428	340	*88*	125	49	*76*	...	...	...	53	28	*25*	41	23	*18*	...	...	...
154.—Stationers	2,700	1,715	*985*	3,662	1,465	*2,197*	4,018	2,129	*1,889*	2,779	1,515	*1,264*	634	306	*328*	1,191	601	*590*
155.—Waste paper and rag dealers ...	...	...	...	...	...	...	2	2	...	...	...	...	19	10	*9*	...	...	...
Total Group 27 ...	3,128	2,055	*1,073*	3,787	1,514	*2,273*	4,020	2,131	*1,889*	2,832	1,543	*1,289*	694	339	*355*	1,191	601	*590*
Group 28.—Books and Prints, &c.																		
157.—Press proprietors, Lithographers and Printers	11,041	8,096	*2,945*	323	232	*91*	23	13	*10*	36	21	*15*	15	7	*8*	3	2	*1*
158.—Book-binders	3,217	2,387	*830*	546	242	*304*	24	12	*12*	89	45	*54*	173	101	*72*	57	22	*35*
159.—Book-sellers and publishers	765	498	*267*	133	38	*95*	61	32	*29*	20	11	*9*	50	29	*21*	38	22	*16*
161.—News agents, Book agents and Newspaper sellers	15	14	*1*	...	...	...	...	...	...	1	1	...	...	...	...	...	...	...
162.—Print and picture dealers	150	84	*66*	13	6	*7*	...	...	...	...	...	...	...	...	...	...	...	...
Total Group 28 ...	15,188	11,079	*4,109*	1,015	518	*497*	108	57	*51*	156	78	*78*	238	137	*101*	98	46	*52*
Group 29.—Watches, Clocks and Scientific Instruments.																		
163.—Watch and clock makers and sellers	1,467	810	*657*	417	247	*170*	4	4	...	19	8	*11*	16	10	*6*	4	4	...
164.—Opticians	1	1	...	...	...	...	...	...	...	...	...	...	...	...	...	...	...	...
Total Group 29 ...	1,468	811	*657*	417	247	*170*	4	4	...	19	8	*11*	16	10	*6*	4	4	...
Group 30.—Carving, engraving, &c.,																		
170.—Ivory carvers	...	...	...	...	...	...	...	...	...	...	...	...	20	13	*7*	...	...	...
173.—Turners and lacquerers	...	...	...	153	91	*62*	...	...	...	...	...	...	...	...	...	...	...	...

This content downloaded from 14.194.219.90 on Fri, 09 Feb 2024 06:46:19 +00:00
All use subject to https://about.jstor.org/terms

173.—Die-sinkers and seal engravers ...	131	90	41	3	1	2	...	...	...	4	3	1	...	...	...	...	...	...	
174.—Type-founders	76	56	40	6	3	3	...	...	...	...	...	...	...	...	...	...	...	...	
Total Group 30 ...	207	126	81	162	95	67	...	...	...	4	3	1	20	13	7	...	...	...	
Group 31—Toys, curiosities, etc.																			
177.—Toy, kite and cage makers and sellers	393	195	198	203	64	139	78	51	27	14	3	11	9	1	8	10	10	...	
178.—Hukka-stem makers and sellers ...	228	166	62	567	280	287	...	...	...	267	143	124	215	97	118	266	130	136	
Total Group 31 ...	621	361	260	770	344	426	78	51	27	281	146	135	224	98	126	276	140	136	
Group 32—Music and Musical Instruments.																			
183.—Music and musical instrument dealers	232	149	83	241	114	127	64	28	36	141	65	76	38	15	23	61	25	36	
184.—Conch-dealers, drum and horn makers	120	52	68	1,052	540	512	980	489	491	332	164	168	1,194	611	583	181	94	87	
Total Group 32 ...	352	201	151	1,293	654	639	1,044	517	527	473	229	244	1,232	626	606	242	119	123	
Group 33—Necklaces, Bracelets, beads, Sacred threads.																			
185.—Bangle-makers and sellers in lac ...	37	25	12	31	11	20	46	22	24	156	81	75	32	16	16	29	16	13	
187.—Bangle-makers and sellers in wood and bone	...	...	...	7	2	5	53	26	27	281	134	147	558	273	285	172	78	94	
188.—Bangle-makers and sellers in clay ...	88	18	68	...	...	...	...	...	...	...	...	...	...	...	...	...	...	...	
189.—Bangle-makers and sellers in glass...	...	...	...	253	150	103	357	209	148	326	166	160	179	81	98	16	14	2	
189A.—Bangle makers and sellers (unspecified)	...	...	...	89	44	45	469	267	202	450	217	233	428	211	217	36	20	16	
190.—Bangle fitters	...	...	...	44	12	32	...	...	...	...	...	...	...	...	...	...	...	...	
191.—Imitation and pewter jewellery makers and sellers	23	23	...	148	100	46	491	258	233	49	28	21	23	21	2	3	1	2	
192.—Bead-makers and sellers	...	...	...	1,648	884	764	67	35	32	164	108	56	334	155	179	12	12	...	
193.—Rosary and necklace-makers and sellers	...	...	...	6	5	1	...	...	...	...	...	...	163	99	64	...	...	...	
194.—Flower garland-makers and sellers...	26	5	21	45	32	13	42	27	15	35	19	16	64	24	40	...	...	...	
195.—Artificial flower and castemark spangle-makers and sellers ...	510	429	81	4	...	4	...	...	...	...	...	...	32	3	29	1	1	...	
196.—Sacred thread-makers and sellers ..	...	...	...	326	16	310	11	1	10	32	15	17	96	7	89	3	...	3	
Total Group 33 ...	682	500	182	2,599	1,256	1,343	1,536	845	691	1,493	768	725	1,909	890	1,019	272	142	130	
Group 34—Furniture.																			
198.—Furniture makers	1,089	810	279	...	...	...	...	...	...	1	...	1	34	12	22	...	...	...	
199.—Frame-makers	18	12	6	...	...	...	...	...	...	...	...	...	...	...	...	...	...	...	
200.—Looking-glass-makers and sellers ...	...	...	...	17	14	3	...	...	...	14	3	11	...	...	...	...	...	...	
Total Group 34 ...	1,117	822	285	17	14	3	...	...	...	15	3	12	34	12	22	...	...	...	

This content downloaded from 14.194.219.90 on Fri, 09 Feb 2024 06:46:19 +00:00
All use subject to https://about.jstor.org/terms

Occupations.	Calcutta.			24-Parganas.			Nadia.			Jessor.			Murshidabad.			Khulna.		
	Total.	Male.	Female.	Total.	Male.	Female.	Total.	Male.	Female.	Total.	Male.	Female.	Total.	Male.	Female.	Total.	Male.	Female.
CLASS D—*continued.*																		
***ORDER XI.*—concluded.**																		
Group 35.—Harness.																		
201.—Saddlery and harness-makers and sellers	307	188	*119*	2	2	...	...	...	...	...	...	...	...	...	...	...	...	...
203.—Whip and goad makers	1	1	...	1	...	*1*	...	...	...	...	...	...	...	...	...	...	...	...
Total Group 35	308	189	*120*	3	2	*1*	...	...	...	...	...	...	...	...	...	...	...	...
Group 36.—Tools and machinery.																		
204.—Knife and tool makers and sellers	...	...	...	914	570	*344*	244	152	*92*	3,452	1,747	*1,705*	342	198	*144*	1,592	1,282	*310*
204-A.—Plough-makers and sellers	...	...	...	214	109	*105*	88	44	*44*	258	120	*138*	79	39	*40*	...	...	...
206.—Looms and Loom-comb makers and sellers	...	...	...	...	...	...	3	3	...	3	2	*1*	...	...	...	...	...	...
207.—Mechanics (not railway)	54	43	*19*	3,826	2,595	*1,231*	5	2	*3*	...	...	...	21	8	*13*	1	1	...
208.—Machinery dealers	9	5	*4*	63	33	*30*	45	23	*22*	...	...	...	...	...	...	...	...	...
Total Group 36	63	47	*16*	5,017	3,307	*1,710*	385	224	*161*	3,713	1,869	*1,844*	442	245	*197*	1,593	1,283	*310*
Group 37.—Arms and ammunition.																		
209.—Gun makers, menders and sellers	547	351	*196*	29	13	*16*	...	...	...	...	...	...	...	...	...	...	...	...
210.—Ammunition and cap dealers	...	...	...	7	4	*3*	...	...	...	...	...	...	...	...	...	...	...	...
211.—Gun-powder makers and sellers	...	...	...	203	122	*81*	...	...	...	...	...	...	17	6	*11*	8	4	*2*
212.—Firework makers and sellers	18	8	*10*	315	188	*127*	...	...	...	66	39	*27*	101	58	*43*	99	46	*53*
213.—Sword and scabbard makers and sellers	1	1	...	...	...	...	...	...	...	...	...	...	...	...	...	...	...	...
216.—Cudgel makers and sellers	...	...	...	1	1	...	...	...	...	9	6	*3*	...	...	...	...	...	...
Total Group 37	566	360	*206*	555	328	*227*	...	...	...	75	45	*30*	118	64	*54*	105	50	*55*
Total Order XI	23,690	16,551	*7,139*	15,635	8,279	*7,356*	7,175	3,829	*3,346*	9,061	4,692	*4,369*	4,927	2,434	*2,493*	781	2,385	*1,396*
ORDER XII.—TEXTILE FABRICS AND DRESS.																		
Group 38.—Wool and Fur.																		
218.—Shawl weavers and sellers	...	...	...	...	...	...	31	16	*15*	30	16	*14*	...	...	...	2	2	...
220.—Blanket weavers and sellers	...	...	...	15	6	*9*	72	19	*53*	10	...	*10*	437	202	*235*	...	...	...

This content downloaded from 14.194.219.90 on Fri, 09 Feb 2024 06:46:19 +00:00
All use subject to https://about.jstor.org/terms

221.—Woollen cloth manufacturers and dealers	7,743	5,506	2,237	...	...	...	...	...	...	21	13	8	...	...	...	...	...	...
222.—Woollen yarn spinners and sellers	...	...	...	...	...	...	...	...	...	2	2	...	...	...	...	...	...	...
Total Group 38	7,743	5,506	2,237	15	6	9	103	35	68	63	31	32	437	202	235	2	2	...
Group 39.—Silk.																		
226.—Silk-worm rearers and cocoon gatherers	...	...	...	5	...	5	7	2	5	...	...	...	31,688	16,047	15,641	...	...	...
227.—Silk carders and spinners	...	...	...	...	...	...	...	...	...	...	...	...	12,052	4,923	7,129	...	...	...
228.—Silk weavers and dealers	70	69	1	...	...	...	98	44	54	...	...	...	11,392	5,898	5,494	...	...	...
230.—Braid and ribbon-makers and sellers	4	4	...	...	...	...	...	...	...	...	...	...	...	...	...	...	...	...
Total Group 39	74	73	1	5	...	5	105	46	59	...	...	...	55,132	26,868	28,264	...	...	...
Group 40.—Cotton.																		
231.—Cotton cleaners, pressers and ginners	311	186	125	136	88	48	...	...	...	...	...	3	28	17	11	...	...	...
231-A.—Raw cotton dealers	57	57	...	24	10	14	37	16	21	10	3	7	132	71	61	...	...	...
233.—Cotton spinners, sizers and yarn beaters	295	141	154	171	73	98	360	108	252	383	109	254	1,192	239	953	158	10	146
234.—Cotton weavers, mill-owners and managers	874	544	330	3,548	1,789	1,759	24,988	12,598	12,390	35,328	18,401	16,927	19,949	10,198	9,751	9,825	5,556	4,269
236.—Calenderers, fullers and printers	89	87	2	18	8	10	9	...	9	4	4	...	16	8	8	...	...	...
237.—Cotton dyers	293	241	52	125	2	123	51	22	29	4	3	1	7	...	7	...	...	...
238.—Tape-makers and sellers	380	219	161	3	...	3	...	...	...	12	...	12	...	...	...	...	...	...
Total Group 40	2,299	1,475	824	4,025	1,970	2,055	25,443	12,742	12,701	35,724	18,520	17,204	21,324	10,533	10,791	9,981	5,566	4,415
Group 41.—Jute, flax, coir, &c.																		
240.—Flax-spinners, weavers and sellers	...	...	...	...	...	...	2	...	2	48	22	26	...	...	...	4	4	...
241.—Rope makers and sellers	370	279	91	1,501	534	967	478	166	313	159	42	117	610	107	503	12	10	2
242.—Jute manufacturers, managers and agents	3,451	2,881	570	9,714	6,322	3,392	98	57	39	221	119	102	57	37	20	92	44	48
242-A.—Raw Jute dealers	...	...	...	2,922	1,110	1,812	675	307	368	395	217	178	46	25	21	181	94	87
243.—Sacking, tarpaulin and gunny makers and sellers	1,066	834	232	490	231	259	488	181	307	908	435	471	20	13	7	12	2	10
244.—Net makers and sellers	65	8	57	639	334	305	67	21	46	967	309	658	123	49	74	287	58	229
246.—Coir preparers, manufacturers and sellers	9	3	6	...	...	...	...	...	...	...	...	...	...	...	...	...	...	...
Total Group 41	4,961	4,005	956	15,266	8,531	6,735	1,807	732	1,075	2,698	1,144	1,554	856	231	625	588	212	376
Group 42.—Dress.																		
247.—Tailors and darners	13,550	8,721	4,829	18,436	9,421	9,015	5,110	1,807	3,303	1,802	927	875	4,530	2,140	2,390	604	394	210
248.—Milliners and dress-makers	...	...	...	107	106	1	...	...	...	9	9	...	19	11	8	1	1	...
249.—Outfitters and clothes and quilt dealers	116	114	2	17	15	2	159	61	98	117	48	69	332	144	188	41	2	39
250.—Hosiers and Haberdashers	...	...	...	5	5	...	9	9	...	...	...	...	9	9	...	...	...	...

This content downloaded from 14.194.219.90 on Fri, 09 Feb 2024 06:46:19 +00:00
All use subject to https://about.jstor.org/terms

Occupations.	Calcutta.			24-Parganas.			Nadia.			Jessor.			Murshidabad.			Khulna.		
	Total.	Male.	Female.	Total.	Male.	Female.	Total.	Male.	Female.	Total.	Male.	Female.	Total.	Male.	Female.	Total.	Male.	Female.
CLASS D—*continued.*																		
ORDER XII—concluded.																		
Group 42.—Dress—*concluded.*																		
251.—Hat, cap and turban makers and sellers	1,194	857	337	94	52	42	...	...	...	...	...	...	28	17	11	...	...	...
252.—Turban binders	...	...	...	...	...	...	...	...	...	...	...	...	2	...	2	...	...	...
253.—Umbrella makers and sellers	404	297	107	555	330	225	51	23	28	47	26	21	105	48	57	57	23	34
254.—Embroiderers and lace and muslin makers	112	59	53	76	41	35	77	32	45	...	...	...	85	38	47	...	...	...
256.—False-plait makers and sellers	4	4	...	8	...	8	...	...	...	...	...	...	...	...	...	...	...	...
257.—Piece-goods dealers	...	...	...	10,369	5,681	4,688	2,831	1,858	973	17,636	9,233	8,403	6,136	3,576	2,560	10,861	5,823	5,038
Total Group 42	15,380	10,052	5,328	29,667	15,651	14,016	8,237	3,790	4,447	19,611	10,243	9,368	11,248	5,985	5,263	11,564	6,250	5,314
Total Order XII	30,457	21,111	9,346	48,978	26,158	22,820	35,695	17,345	18,350	58,094	29,938	28,156	88,995	43,817	45,178	22,135	12,030	10,105
ORDER XIII—METALS AND PRECIOUS STONES.																		
Group 43.—Gold, silver and precious stones.																		
258.—Gold and silver dealers	...	...	...	1,309	483	826	1,126	703	423	221	153	68	641	462	179	28	27	1
259 & 260.—Gold and silver assayers and workers	8,869	6,543	2,326	12,671	6,456	6,215	11,330	5,581	5,749	9,666	4,828	4,838	6,035	2,868	3,167	5,393	2,767	2,626
262.—Goldsmiths dust washers	...	...	...	85	34	51	42	19	23	...	...	...	51	33	18	...	...	...
265.—Electro-platers	247	154	93	134	56	78	6	2	4	18	9	9	11	6	5	18	8	10
268.—Diamond polishers and dealers	21	18	3	...	...	...	...	...	...	2	...	2	...	...	...	...	...	...
273.—Pearl and other precious stone dealers	...	...	...	...	...	...	...	...	...	...	...	...	1	...	1	...	...	...
274.—Coral dealers	...	...	...	433	215	218	...	...	...	...	...	...	1	...	1	...	...	...
Total Group 43	9,137	6,715	2,422	14,632	7,244	7,388	12,504	6,305	6,199	9,907	4,990	4,917	6,740	3,369	3,371	5,439	2,802	2,637
Group 44.—Brass, copper and bell-metal.																		
276.—Brass workers and sellers	787	513	275	30	22	8	99	62	37	231	171	60	45	36	9	204	38	166
277.—Brass-pot makers and sellers	...	...	...	1,978	934	1,044	1,008	444	564	434	177	257	1,462	678	784	221	17	204
279.—Copper workers and sellers	30	29	1	...	...	...	...	...	...	...	...	...	...	...	...	...	...	...
280.—Brass and copper wire drawers and sellers	714	470	244	...	...	...	...	...	...	...	...	...	...	...	...	...	...	...
281.—Bell-metal workers and sellers	...	...	...	1,814	848	963	346	210	136	729	225	504	496	329	167	91	85	6
282.—General workers in brass, copper and																		

This content downloaded from 14.194.219.90 on Fri, 09 Feb 2024 06:46:19 +00:00
All use subject to https://about.jstor.org/terms

282.—General workers in brass, copper and bell-metal	...	...	...	452	133	319	715	407	308	490	272	218	50	20	30	154	125	29
283.—Brass and copper dealers	412	314	98	144	88	56	24	11	13	58	49	9	16	16	...	104	100	4
Total Group 44 ...	1,943	1,325	618	4,415	2,025	2,390	2,190	1,134	1,056	1,942	894	1,048	2,069	1,079	990	774	365	409
Group 45.—Tin, Zinc, Mercury and Lead.																		
284.—Tin workers and sellers	3,753	2,208	1,545	1,081	537	544	108	49	59	33	14	19	304	156	148	8	6	2
286.—Zinc workers and sellers	...	...	...	...	...	...	...	...	...	1	1	...	...	...	...	...	...	...
287.—Lead and quick-silver workers and sellers	168	120	48	10	5	5	...	...	...	...	...	...	...	...	...	...	...	...
288.—General workers in tin, lead and zinc	568	478	90	...	...	...	...	...	...	...	...	...	...	...	...	...	...	...
Total Group 45 ...	4,489	2,806	1,683	1,091	542	549	108	49	59	34	15	19	304	156	148	8	6	2
Group 46.—Iron and steel.																		
289.—Iron and steel founders, smelters and sellers	294	162	132	...	...	...	...	...	...	...	...	...	...	...	...	...	...	...
290.—Blacksmiths	3,267	2,090	1,177	12,123	7,194	4,929	8,218	4,261	3,957	4,971	2,743	2,228	5,931	3,331	2,600	1,780	394	1,386
291.—Iron and hardware dealers	1,849	1,346	503	563	279	284	491	249	242	...	...	...	390	208	182	47	22	25
292.—Nail makers and sellers	...	...	...	16	7	9	...	...	...	...	...	...	...	...	...	...	...	...
293.—Lock makers, menders and sellers ...	39	26	13	51	19	32	...	...	...	...	...	...	68	32	36	...	...	...
Total Group 46 ...	5,449	3,624	1,825	12,753	7,499	5,254	8,709	4,510	4,199	4,971	2,743	2,228	6,389	3,571	2,818	1,827	416	1,411
Total Order XIII ...	21,018	14,470	6,548	32,891	17,310	15,581	23,511	11,998	11,513	16,854	8,642	8,212	15,502	8,175	7,327	8,048	3,589	4,459
ORDER XIV.—GLASS, POTTERY AND STONEWARE.																		
Group 47.—Glass and Chinaware.																		
295.—Glass-blowers and window glass makers	100	28	72	...	...	...	37	15	22	...	...	...	...	...	...	...	...	...
296.—Bottle dealers	386	257	129	4	1	3	...	...	...	14	9	5	5	...	5	1	1	...
297.—Glass and Chinaware dealers	917	577	340	...	...	...	74	37	37	6	3	3	...	...	...	1	1	...
Total Group 47 ...	1,403	862	541	4	1	3	111	52	59	20	12	8	5	...	5	2	2	...
Group 48.—Earthen and stoneware.																		
298.—Potters and pipe-bowl makers and sellers	1,521	994	527	9,360	4,876	4,484	11,541	5,554	5,987	17,094	8,168	8,926	6,931	3,528	3,403	6,812	3,433	3,379
298A.—Image makers and sellers ...	...	...	...	507	339	168	198	93	105	227	107	120	151	70	81	128	57	71
299.—Grindstone and millstone makers, &c.	...	...	...	3	3	...	28	17	11	...	...	...	54	29	25	...	...	...
300.—Pestle and mortar makers and sellers	21	13	8	...	...	...	...	...	...	...	...	...	...	...	...	...	...	...
Total Group 48 ...	1,542	1,007	535	9,870	5,218	4,652	11,767	5,664	6,103	17,321	8,275	9,046	7,136	3,627	3,509	6,940	3,490	3,450
Total Order XIV ...	2,945	1,869	1,076	9,874	5,219	4,655	11,878	5,716	6,162	17,341	8,287	9,054	7,141	3,627	3,514	6,942	3,492	3,450

This content downloaded from 14.194.219.90 on Fri, 09 Feb 2024 06:46:19 +00:00
All use subject to https://about.jstor.org/terms

Occupations.	Calcutta.			24-Parganas.			Nadia.			Jessor.			Murshidabad.			Khulna.		
	Total.	Male.	Female.	Total.	Male.	Female.	Total.	Male.	Female.	Total.	Male.	Female.	Total.	Male.	Female.	Total.	Male.	Female.
CLASS D—*concluded.*																		
ORDER XV.—WOOD, CANE AND LEAVES, &c.																		
Group 49.—Timber and wood.																		
302.—Timber and bamboo agents and dealers	2,401	1,436	*965*	6,170	3,361	*2,809*	355	140	*215*	1,079	450	*629*	1,634	691	*943*	4,503	2,854	*1,649*
303.—Wood cutters and sawyers	381	311	*70*	3,000	1,485	*1,515*	1,034	515	*519*	338	194	*144*	658	302	*356*	2,499	1,343	*1,156*
304.—Carpenters	10,007	7,347	*2,660*	17,158	8,801	*8,357*	12,404	6,154	*6,250*	11,468	5,839	*5,629*	7,132	3,837	*3,295*	4,232	2,416	*1,816*
305.—Coopers and box makers	720	591	*129*	187	111	*76*	38	18	*20*	85	45	*40*	1	1	...	...	...	...
Total Group 49	13,509	9,685	*3,824*	26,515	13,758	*12,757*	13,831	6,827	*7,004*	12,970	6,528	*6,442*	9,425	4,831	*4,594*	11,234	6,613	*4,621*
Group 50.—Canework, matting and leaves.																		
306.—Bamboo and rattan splitters, workers, and sellers	192	153	*39*	1,170	448	*722*	667	264	*403*	90	*24*	*66*	368	167	*201*	1,808	1,101	*707*
307.—Basket weavers and winnowing pan makers and sellers	467	344	*123*	3,314	2,019	*1,295*	1,860	907	*953*	8,445	4,060	*4,385*	2,651	1,232	*1,419*	1,123	605	*518*
308.—Mat makers and sellers	233	126	*107*	3,419	1,557	*1,862*	2,042	863	*1,179*	2,642	1,398	*1,244*	1,618	700	*918*	1,262	796	*466*
309.—Screen (chik) makers and sellers	...	...	...	...	...	...	...	...	...	...	...	...	17	10	7	...	...	...
310.—Leaf-plate makers and sellers	...	...	...	...	...	...	38	18	20	23	7	*16*	9	5	4	...	...	...
311.—Tooth-stick sellers	...	...	...	22	14	*8*	...	...	...	...	...	...	8	3	5	...	...	...
312.—Leaf-fan makers and sellers	44	36	*8*	63	39	*24*	21	18	*3*	55	33	22	7	...	7	6	...	*6*
313.—Brush and comb makers and sellers	...	...	...	27	12	*15*	12	7	*5*	26	12	*14*	...	...	...	...	...	...
314.—Broom makers and sellers	9	9	...	...	...	...	...	...	...	...	...	...	10	...	*10*	...	...	...
315.—Pith and bark collectors, workers, and sellers	...	...	...	171	88	*83*	142	77	*65*	459	289	*170*	160	67	*93*	120	68	*52*
Total Group 50	945	668	*277*	8,186	4,177	*4,009*	4,782	2,154	*2,628*	11,740	5,823	*5,917*	4,848	2,181	*2,667*	4,319	2,570	*1,749*
Total Order XV	14,454	10,353	*4,101*	34,701	17,935	*16,766*	18,613	8,981	*9,632*	24,710	12,351	*12,359*	14,273	7,012	*7,261*	15,553	9,183	*6,370*
ORDER XVI.																		
Group 51.—Gums, Wax and similar Forest produce.																		
320.—Lac collectors and sellers	...	...	...	...	...	...	...	...	...	...	*7*	...	21	16	*5*	...	...	...
321.—Sealing-wax makers and sellers	358	269	*89*	...	...	...	...	...	...	...	...	...	...	...	...	...	...	...
323.—Wax, honey, and minor forest produce collectors and sellers																		

This content downloaded from 14.194.219.90 on Fri, 09 Feb 2024 06:46:19 +00:00
All use subject to https://about.jstor.org/terms

323.—Wax, honey, and minor forest produce collectors and sellers	1	1	...	204	143	61	8	3	5	11	11	...	...	...	...	18	15	3
Total Group 51 ...	356	297	59	204	143	61	8	3	5	11	11	...	21	16	5	18	15	3
Group 52.—Drugs, dyes, pigments, &c.																		
324.—Chemists and druggists	903	419	484	1,025	557	468	160	80	80	202	99	103	61	31	30	35	23	12
326.—Saltpetre workers and sellers	5	3	2	...	...	...	5	3	2	...	...	...	13	6	7	...	...	...
328.—Soap makers and sellers	204	121	83	...	...	...	...	...	...	...	...	...	...	...	...	...	...	...
330.—Indigo dealers	204	164	40	...	...	...	107	56	51	80	41	39	107	58	49	...	...	...
332.—Ink makers and sellers	240	157	83	...	...	...	...	...	...	...	...	...	4	1	3	...	...	...
336.—Kanku (red powder) preparers and sellers	...	...	...	8	...	8	42	18	24	6	...	6	138	60	76	...	...	...
336-A.—Paint shop-keepers	...	...	...	189	115	74	63	34	29	...	...	...	4	1	3	...	...	...
337.—Perfume preparers and sellers ...	126	117	9	132	60	72	...	...	...	22	10	12	53	25	28	5	3	2
Total Group 52 ...	1,682	981	701	1,354	732	622	377	191	186	310	150	160	378	182	196	40	26	14
Total Order XVI ...	2,038	1,278	760	1,558	875	683	385	194	191	321	161	160	399	198	201	58	41	17
ORDER XVII.—LEATHER, HORNS, BONES AND GREASE.																		
Group 53.—Leather, &c.																		
338.—Tanners, curriers, and hide sellers...	2,604	1,738	866	307	169	138	1,441	682	759	1,480	744	736	254	117	137	2,322	1,181	1,141
339.—Shoe, sandals, boot makers and sellers	13,113	11,260	1,853	8,113	5,270	2,843	1,655	798	857	4,584	2,313	2,271	5,933	2,850	3,083	1,852	928	924
342.—Hide, horns, and bone dealers ...	97	48	49	3,835	1,955	1,880	3,681	1,589	1,372	2,633	1,487	1,346	1,185	634	551	2,700	1,359	1,341
Total Group 53 and Order XVII ...	15,814	13,046	2,768	12,255	7,394	4,861	6,757	3,369	3,388	8,897	4,544	4,353	7,372	3,601	3,771	6,874	3,468	3,406
TOTAL CLASS D ...	184,316	128,982	55,334	368,228	185,982	182,246	269,606	131,276	138,330	304,463	153,535	150,928	248,228	118,412	129,816	153,619	81,664	71,955
CLASS E.—COMMERCE, TRANSPORT, STORAGE.																		
ORDER XVIII.—COMMERCE.																		
Group 54.—Dealers in money and securities.																		
346.—Bankers and Bank managers	684	541	143	...	...	...	...	...	...	...	...	...	...	...	...	...	...	...
347.—Money-lenders and pawn-brokers ...	2,693	1,915	778	846	412	434	792	337	455	2,388	1,149	1,249	1,293	607	686	55	21	34
348.—Bill discounters, &c.	3	1	2	...	...	...	...	...	...	...	...	...	...	...	...	...	...	...
350.—Money changers and testers	134	23	111	134	77	57	5	4	1	55	31	24	121	59	62	49	23	26
351.—Bank clerks, cashiers, bill-collectors, &c.	590	448	142	128	65	61	331	145	186	12	12	...	454	217	237	22	9	13
Total Group 54 ..	4,104	2,928	1,176	1,108	554	552	1,128	486	642	2,465	1,192	1,273	1,868	883	985	126	53	73

This content downloaded from 14.194.219.90 on Fri, 09 Feb 2024 06:46:19 +00:00
All use subject to https://about.jstor.org/terms

Occupations.	Calcutta.			24-Parganas.			Nadia.			Jessor.			Murshidabad.			Khulna.		
	Total.	Male.	Female.	Total.	Male.	Female.	Total.	Male.	Female.	Total.	Male.	Female.	Total.	Male.	Female.	Total.	Male.	Female.
CLASS E—*continued.*																		
***ORDER XVIII*—concluded.**																		
Group 55.—General Merchandise.																		
352.—General merchants	8,703	6,436	2,267	31,301	16,734	*14,567*	9,548	4,466	*5,082*	9,948	4,528	*5,120*	8,500	4,152	*4,348*	4,227	2,211	*2,016*
353.—Merchants' managers, clerks, &c. ...	21,404	13,631	*7,773*	1,066	563	*503*	1,172	575	*597*	188	111	*77*	503	302	*201*	19	6	*13*
Total Group 55 ...	30,107	20,067	*10,040*	32,367	17,297	*15,070*	10,720	5,041	*5,679*	10,136	4,939	*5,197*	9,003	4,454	*4,549*	4,246	2,217	*2,029*
Group 56.—Dealing unspecified.																		
354.—Shopkeepers' clerks, salesmen, &c....	1,148	843	*305*	39	13	*26*	125	65	*60*	78	35	*43*	193	139	*54*	94	49	*45*
355.—Shopkeepers and money-lenders' servants	1,205	531	*674*	331	156	*175*	947	471	*476*	90	38	*52*	1,250	715	*535*	73	42	*31*
356.—Shopkeepers, otherwise unspecified	10,416	7,301	*3,115*	18,708	10,507	*9,201*	3,138	1,472	*1,666*	12,554	6,297	*6,257*	3,200	1,533	*1,667*	12,934	7,642	*5,292*
357.—Pedlars, hawkers, &c.	3,020	2,348	*672*	3,455	1,763	*1,692*	428	226	*202*	269	131	*138*	252	113	*139*	1,685	779	*906*
Total Group 56 ...	15,789	11,023	*4,766*	23,533	12,439	*11,094*	4,638	2,234	*2,404*	12,991	6,491	*6,500*	4,895	2,500	*2,395*	14,786	8,492	*6,274*
Group 57.—Middlemen, &c.																		
(*a*) Brokers, &c.																		
358.—Brokers, agents, dubash	8,632	6,106	*2,526*	719	495	*224*	285	163	*122*	199	106	*93*	494	285	*209*	24	15	*9*
359.—Auctioneers, auditors, actuaries, &c.	85	50	*35*	1	1	...	...	...	...	...	...	...	...	...	...	...	...	...
Total Group 57 (a) ...	8,717	6,156	*2,561*	720	496	*224*	285	163	*122*	199	106	*93*	494	285	*209*	24	15	*9*
(*b*) Contractors and Farmers.																		
360.—Farmers of tolls and ferries	...	...	...	7	3	*4*	115	60	*55*	30	18	*12*	107	52	*55*	42	27	*15*
360-A.—Lessees of pounds	...	...	...	26	10	*16*	122	72	*50*	30	21	*9*	37	22	*15*	5	...	*5*
362.—Lessees and superintendents of markets, stalls, &c.	31	19	*12*	25	9	*16*	18	8	*10*	152	78	*74*	...	...	...	23	11	*12*
363.—Contractors, otherwise unspecified...	71	44	*27*	1,982	1,004	*978*	599	269	*330*	313	146	*167*	267	136	*131*	56	37	*19*
364.—Contractors for labour, Emigration Agents, &c.	3	3	...	2	...	*2*	30	11	*19*	39	29	*10*	33	22	*11*	...	...	...
Total Group 57 (b) ...	105	66	*39*	2,042	1,026	*1,016*	884	420	*464*	564	292	*272*	444	232	*212*	126	75	*51*
Total Group 57 ...	8,822	6,222	*2,600*	2,762	1,522	*1,240*	1,169	583	*586*	763	398	*365*	938	517	*421*	150	90	*60*
Total Order XVIII ...	58,822	40,240	*18,582*	59,768	31,512	*27,956*	17,655	8,344	*9,311*	26,355	13,020	*13,335*	16,704	8,354	*8,350*	19,288	10,852	*8,436*

This content downloaded from 14.194.219.90 on Fri, 09 Feb 2024 06:46:19 +00:00
All use subject to https://about.jstor.org/terms

Group 58.—Railway.

(a) Administration.

365.—Agents, directors, mangers, &c. ...	29	24	5	...	...	...	...	...	...	...	...	...	...	...	...	...	...	...
366.—Traffic Managers, Superintendents, &c.	18	8	10	...	...	...	...	...	...	...	...	...	...	...	...	...	...	...
368.—Auditors, Accountants, &c.	482	376	106	...	...	...	...	...	...	...	...	...	...	...	...	...	...	...
369.—Engineers	48	3	45	...	...	...	12	5	7	4	4	...	1	1	...	1	1	...
370.—Clerical staff in Railway establishment	1,974	1,126	848	33	17	16	56	27	29	18	8	10	17	6	11	48	23	25
Total Group 58 (a) ...	2,551	1,537	1,014	33	17	16	68	32	36	22	12	10	18	7	11	49	24	25

(b) Working staff.

371.—Station-masters and Assistants, Inspectors, Overseers, &c.	78	58	20	249	124	125	167	80	87	73	37	36	6	3	3	38	26	12
372.—Guards, drivers, firemen, &c. ...	1,712	1,371	341	334	171	163	5	5	...	115	52	63	1	1	...	6	6	...
373.—Pointsmen, shunters, porters, &c. ...	...	...	...	890	607	283	2,134	1,325	809	663	441	222	69	31	38	93	63	30
Total Group 58 (b) ...	1,790	1,429	361	1,473	902	571	2,306	1,410	896	851	530	321	76	35	41	137	95	42
Total Group 58 ...	4,341	2,966	1,375	1,506	919	587	2,374	1,442	932	873	542	331	94	42	52	186	119	67

Group 59.—Road.

(a) Cart, carriage and tramway owners and drivers, &c.

374.—Tramway, mail carriage, &c. ...	272	228	44	...	...	...	...	...	...	...	...	...	...	...	...	...	...	...
375.—Cart owners and drivers, &c.	7,348	5,777	1,571	9,427	4,712	4,715	1,277	630	647	469	202	267	2,954	1,629	1,325	215	138	77
376.—Livery stable-keepers, &c.	64	43	21	...	...	...	...	...	...	161	85	76	...	...	...	114	58	56
377.—Drivers, stable-boys, &c.	6,872	5,338	1,534	46	46	...	...	...	...	...	...	...	...	...	...	...	...	...
378.—Palki owners, bearers, &c.	790	789	1	7,831	5,025	2,806	10,251	4,838	5,413	17,038	8,518	8,518	4,080	2,180	1,900	7,358	3,780	3,578
Total Group 59 (a) ...	15,346	12,175	3,171	17,304	9,783	7,521	11,528	5,468	6,060	17,668	8,805	8,861	7,034	3,809	3,225	7,687	3,976	3,711

(b) Carriers by pack animals.

379.—Pack bullock owners, drivers, &c. ...	...	...	...	...	...	...	97	78	19	...	...	...	93	73	20	5	1	4
380.—Pack camel, elephant, mule, &c., owners and drivers	...	...	...	...	...	...	...	...	...	...	...	...	4	...	4	...	...	...
Total Group 59 (b) ...	...	...	...	...	...	...	97	78	19	...	...	...	97	73	24	5	1	4
Total Group 59 ...	15,346	12,175	3,171	17,304	9,783	7,521	11,625	5,546	6,079	17,668	8,805	8,861	7,131	3,882	3,249	7,692	3,977	3,715

This content downloaded from 14.194.219.90 on Fri, 09 Feb 2024 06:46:19 +00:00
All use subject to https://about.jstor.org/terms

Occupations.	Calcutta.			24-Parganas.			Nadia.			Jessor.			Murshidabad.			Khulna.		
	Total.	Male.	Female.	Total.	Male.	Female.	Total.	Male.	Female.	Total.	Male.	Female.	Total.	Male.	Female.	Total.	Male.	Female.
CLASS E—*concluded.*																		
***ORDER XIX*—concluded.**																		
Group 60.—Water.																		
(*a*) Owners, &c., of vessels.																		
381.—Ship owners, Companies, Agents ...	29	19	*10*	2	2	...	...	...	...	2	...	2	1	...	*1*	4	2	2
382.—Shipping clerks, super-cargoes, &c.	1,271	1,029	*242*	...	...	...	4	1	*3*	10	7	3	9	7	2	8	2	6
383.—Boat and barge owners, &c.	...	...	...	1,339	642	*697*	912	593	*319*	2,045	1,172	*873*	108	52	*56*	2,317	1,223	*1,089*
Total Group 60 (a) ...	1,300	1,048	*252*	1,341	644	*697*	916	594	*322*	2,057	1,179	*878*	118	59	*59*	2,329	1,233	*1,097*
(*b*) Working staff of vessels.																		
384.—Ships' officers, Engineers, sailors, &c.	3,928	2,423	*1,505*	233	130	*103*	126	68	58	72	23	*49*	90	63	27	65	57	*8*
385.—Boat and barge men	22,351	22,159	*192*	15,068	11,700	*3,368*	9,265	6,081	*3,184*	7,422	3,875	*3,547*	8,541	5,865	*2,676*	7,374	6,206	*1,168*
386.—Pilots	...	...	...	...	...	...	6	1	*5*	...	...	...	...	...	...	...	...	...
387.—Lock-keepers, &c., and canal service	4	1	*3*	...	...	...	...	...	...	...	...	...	...	...	...	...	...	...
388.—Dock and harbour service	7,569	5,311	*2,258*	1	...	*1*	...	...	...	...	...	...	...	...	...	...	...	...
389.—Divers	81	40	*41*	...	...	...	...	...	...	...	...	...	...	...	...	...	...	...
Total Group 60 (b) ...	33,933	29,934	*3,999*	15,302	11,830	*3,472*	9,397	6,150	*3,247*	7,494	3,898	*3,596*	8,631	5,928	*2,703*	7,439	6,263	*1,176*
Total Group 60 ...	35,233	30,982	*4,251*	16,643	12,474	*4,169*	10,313	6,744	*3,569*	9,551	5,077	*4,474*	8,749	5,987	*2,762*	9,768	7,495	*2,273*
Group 61.—Messages.																		
(*a*) Post, &c.																		
390.—Postal Directors, Postmasters and clerks	780	473	*307*	91	43	*48*	173	90	*83*	255	114	*141*	133	61	*72*	83	57	*26*
391.—Postal messengers, runners, &c. ...	890	787	*103*	946	583	*363*	252	121	*131*	303	153	*150*	383	199	*184*	242	137	*105*
392.—Messengers (unspecified)	10,626	9,571	*1,055*	4,083	2,113	*1,970*	915	525	*390*	3,485	1,751	*1,734*	4,087	2,081	*2,006*	889	426	*463*
Total Group 61 (a) ...	12,296	10,831	*1,465*	5,120	2,739	*2,381*	1,340	736	*604*	4,043	2,018	*2,025*	4,603	2,341	*2,262*	1,214	620	*594*
(*b*) Telegraph and Telephone.																		
393.—Telegraph officers and clerical and accounts establishments	325	178	*147*	15	7	8	2	2	...	3	3	...	...	...	...	...	...	...
394.—Signallers and messengers	113	65	*48*	2	...	2	4	...	4	4	3	*1*	...	...	...	...	...	...
Total Group 61 (b) ...	438	243	*195*	17	7	*10*	6	2	*4*	7	6	*1*	...	...	...	...	...	...
Total Group 61 ...	12,734	11,074	*1,660*	5,137	2,746	*2,391*	1,346	738	*608*	4,050	2,024	*2,026*	4,603	2,341	*2,262*	1,214	620	*594*

This content downloaded from 14.194.219.90 on Fri, 09 Feb 2024 06:46:19 +00:00
All use subject to https://about.jstor.org/terms

Group 62.—Storage and weighing.																			
396.—Warehouse owners, keepers, &c. ...	...	...	...	...	...	...	...	...	...	...	32	13	*19*	...	...	...	2	2	...
397.—Warehouse service	...	...	...	15	5	*10*	...	...	...	4	4	...	4	...	3	1	5	...	5
398.—Porters (general)	124	111	*13*	4,833	2,459	*2,374*	167	71	*96*	32	15	*17*	149	119	*30*	9	9	...	
399.—Weighmen and measurers	900	756	*144*	344	115	*229*	531	245	*286*	217	101	*116*	613	316	*297*	69	35	*34*	
Total Group 62 ...	1,024	867	*157*	5,192	2,579	*2,613*	698	316	*382*	285	133	*152*	766	438	*328*	85	46	*39*	
Total Order XIX ...	68,678	58,064	*10,614*	45,782	28,501	*17,281*	26,356	14,786	*11,570*	32,425	16,581	*15,844*	21,343	12,690	*8,653*	18,945	12,257	*6,688*	
TOTAL CLASS E. ...	127,500	98,304	29,196	105,550	60,313	45,237	44,011	23,130	20,881	58,780	29,601	29,179	38,047	21,044	17,003	38,233	23,109	15,124	
CLASS F.—PROFESSIONS.																			
ORDER XX.—LEARNED AND ARTISTIC PROFESSIONS.																			
Group 63.—Religion.																			
(*a*) Priests, Ministers, &c.																			
401.—Priests, Ministers, preachers and missionaries	7,122	5,035	2,087	31,179	15,260	*15,919*	15,528	7,296	*8,230*	14,704	6,305	*8,399*	7,193	3,412	*3,781*	10,669	5,628	*5,041*	
402.—Catechists, readers and zanana mission service	133	60	*73*	60	19	*41*	25	6	*19*	1	1	...	121	62	*59*	5	5	...	
403.—Exorcists, hall-averters	...	...	...	...	...	...	1	1	...	...	...	...	...	...	...	...	...	...	
Total Group 63 (a) ...	7,255	5,095	*2,160*	31,239	15,279	*15,960*	15,552	7,303	*8,249*	14,705	6,306	*8,399*	7,314	3,474	*3,840*	10,674	5,633	*5,041*	
(*b*) Subsidiary religious services.																			
404.—Religious mendicants, inmates of monasteries, convents, &c.	31	29	2	199	81	*118*	30	6	*24*	25	8	*17*	51	31	*20*	5	1	*4*	
405.—Church, temple, masjid, & service ...	106	67	*39*	214	80	*134*	95	50	*45*	69	53	*16*	254	144	*110*	26	22	*4*	
405—A.—Circumcisors	...	...	...	97	51	*46*	63	34	*29*	101	51	*50*	60	28	*32*	80	48	*32*	
Total Group 63 (B) ...	137	96	*41*	510	212	*298*	188	90	*98*	195	112	*83*	365	203	*162*	111	71	*40*	
Total Group 63 ...	7,392	5,191	*2,201*	31,749	15,491	*16,258*	15,740	7,393	*8,347*	14,900	6,418	*8,482*	7,679	3,677	*4,002*	10,785	5,704	*5,081*	
Group 64.—Education.																			
406.—Administrative and Inspecting officials	6	4	2	170	105	*65*	25	18	7	49	11	*38*	23	5	*18*	14	10	*4*	
407.—Principals, Professors, Teachers, &c.	5,585	3,552	*2,033*	10,498	5,733	*4,763*	3,824	1,808	*2,016*	3,007	1,510	*1,497*	2,606	1,458	*1,148*	2,942	1,751	*1,191*	
408.—Clerks, &c. on establishments of Educational institutions	...	...	...	...	...	...	3	1	2	4	3	*1*	2	2	...	...	...	...	
Total Group 64 ...	5,591	3,556	*2,035*	10,668	5,838	*4,828*	3,852	1,827	*2,025*	3,060	1,524	*1,536*	2,631	1,465	*1,166*	2,956	1,761	*1,195*	

This content downloaded from 14.194.219.90 on Fri, 09 Feb 2024 06:46:19 +00:00
All use subject to https://about.jstor.org/terms

Occupations.	Calcutta.			24-Parganas.			Nadia.			Jessor.			Murshidabad.			Khulna.		
	Total.	Male.	Female.	Total.	Male.	Female.	Total.	Male.	Female.	Total.	Male.	Female.	Total.	Male.	Female.	Total.	Male.	Female.
CLASS F—*continued.*																		
***ORDER XX*—continued.**																		
Group 65.—Literature.																		
409.—Authors, Editors, Journalists, &c. ...	271	169	*102*	...	...	...	...	...	...	...	...	...	...	...	...	...	...	...
410.—Reporters, shorthand-writers, &c. ...	98	59	*37*	...	...	...	...	...	...	...	...	...	...	...	...	...	...	...
411.—Private Secretaries and Clerks ...	6,367	4,633	*1,734*	8,340	5,175	*3,165*	1,433	701	*732*	2,162	1,091	*1,071*	2,564	1,260	*1,304*	390	195	*195*
412.—Public scribes and copyists	10,815	7,400	*3,415*	23	15	*8*	11	5	*6*	74	42	*32*	87	45	*42*	9	3	*6*
413.—Service in libraries and literary institutions	8	4	*4*	...	...	...	1	1	...	...	...	...	...	...	...	...	...	...
Total Group 65 ...	17,557	12,265	*5,292*	8,363	5,190	*3,173*	1,445	707	*738*	2,236	1,133	*1,103*	2,651	1,305	*1,346*	399	198	*201*
Group 66.—Law.																		
414.—Barristers, Advocates and Pleaders	261	111	*150*	3,089	1,297	*1,792*	791	402	*389*	914	472	*442*	716	454	*262*	400	176	*224*
415.—Solicitors and Attorneys	187	127	*60*	...	...	...	...	...	...	...	...	...	...	...	...	...	...	...
416.—Law-Agents, Muktars, &c.	3,623	1,993	*1,630*	996	424	*572*	521	219	*302*	845	424	*421*	402	231	*171*	471	209	*262*
417.—Articled Clerks and other Lawyers' clerks	759	525	*234*	768	288	*480*	83	39	*44*	240	128	*112*	238	128	*110*	245	160	*85*
418.—Stamp-vendors	98	52	*46*	90	34	*56*	51	23	*28*	117	62	*55*	32	19	*13*	63	32	*31*
419.—Petition-writers	...	...	...	...	...	...	...	...	...	...	...	...	...	...	...	3	3	...
Total Group 66 ...	4,928	2,808	*2,120*	4,943	2,043	*2,900*	1,446	683	*763*	2,116	1,086	*1,030*	1,388	832	*556*	1,182	580	*602*
Group 67.—Medicine.																		
(*a*) Practitioners.																		
420.—Administrative and Inspecting staff	1	1	...	...	...	...	...	...	...	21	10	*11*	...	...	...	...	...	...
421.—Practitioners by diploma	4,273	2,317	*1,956*	61	34	*27*	48	29	*19*	3	3	...	37	16	*21*	39	26	*13*
422.—Practitioners without diploma (Hakims, &c.)	470	283	*187*	14,760	7,362	*7,398*	3,981	1,923	*2,058*	5,895	3,022	*2,873*	3,184	1,707	*1,477*	4,275	2,276	*1,999*
423.—Dentists	11	4	*7*	...	...	...	...	...	...	...	...	...	...	...	...	...	...	...
424.—Oculists	...	...	...	...	...	...	14	7	*7*	...	...	...	...	...	...	...	...	...
425.—Vaccinators	...	...	...	345	171	*174*	199	95	*104*	174	88	*86*	119	58	*61*	96	50	*46*
426.—Midwives	583	60	*523*	1,192	323	*869*	1,803	378	*1,425*	1,950	654	*1,296*	1,390	315	*1,075*	1,150	422	*728*
Total Group 67 (a) ...	5,338	2,665	*2,673*	16,358	7,890	*8,468*	6,045	2,432	*3,613*	8,043	3,777	*4,266*	4,730	2,096	*2,634*	5,560	2,774	*2,786*

This content downloaded from 14.194.219.90 on Fri, 09 Feb 2024 06:46:19 +00:00
All use subject to https://about.jstor.org/terms

(b) Subsidiary Medical services.																			
427.—Hospital and Asylum Matrons, &c.	143	118	25	...	...	...	...	...	...	2	2	...	...	...	...	...	...	...	
428.—Compounders, Nurses, &c.	1,136	896	240	238	177	61	39	21	18	58	35	23	105	57	48	33	14	19	
Total Group 67 (b) ...	1,279	1,014	265	238	177	61	39	21	18	60	37	23	105	57	48	33	14	19	
Total Group 67 ..	6,617	3,679	2,938	16,596	8,067	8,529	6,084	2,453	3,631	8,103	3,814	4,289	4,835	2,153	2,682	5,593	2,788	2,805	
Group 68.—Engineering and surveying.																			
(a) Engineers, Architects and Surveyors.																			
429.—Administrative and Inspecting staff	1,074	621	453	...	...	...	...	...	...	5	3	2	...	...	...	...	...	...	
430.—Civil Engineers and Architects ...	590	279	311	248	141	105	37	19	18	10	4	6	4	4	...	3	1	2	
431.—Topographical and Revenue Surveyors	222	108	114	...	...	...	31	15	16	32	15	17	1	...	1	6	3	3	
Total Group 68 (a) ...	1,886	1,008	878	248	141	105	68	34	34	47	22	25	5	4	1	9	4	5	
(b) Subsidiary staff.																			
432.—Draughtsmen, etc., in Survey Offices	963	594	369	639	362	277	501	245	256	127	73	54	244	124	120	44	26	18	
433.—Clerks, &c., in offices of the above ...	...	...	...	296	178	118	11	10	1	...	...	...	...	...	...	2	2	...	
Total Group 68 (b) ...	963	594	369	935	540	395	512	255	257	127	73	54	244	124	120	46	28	18	
Total Group 68 ...	2,849	1,602	1,247	1,181	681	500	580	289	291	174	95	79	249	128	121	55	32	23	
Group 69.—Other sciences.																			
(a) Astronomy, &c.																			
434.—Astronomers and Meteorologists ...	31	24	7	...	...	...	...	...	...	...	...	...	...	...	...	...	...	...	
435.—Botanists, Naturalists and officers of Scientific Institutions	8	5	3	...	...	...	...	...	...	...	...	...	...	...	...	...	...	...	
Total Group 69 (a) ...	39	29	10	...	...	...	...	...	...	...	...	...	...	...	...	...	...	...	
(b) Minor sciences.																			
437.—Astrologers, Genealogists and Horoscope-casters	28	22	6	566	392	174	188	95	93	79	38	41	107	58	49	195	126	69	
438.—Almanac makers and sellers ...	...	...	...	...	...	...	8	2	6	...	...	...	...	...	...	...	...	...	
Total Group 69 (b) ...	28	22	6	566	392	174	196	97	99	79	38	41	107	58	49	195	126	69	
Total Group 69 ...	67	51	16	566	392	174	196	97	99	79	38	41	107	58	49	195	126	69	

This content downloaded from 14.194.219.90 on Fri, 09 Feb 2024 06:46:19 +00:00
All use subject to https://about.jstor.org/terms

Occupations.	Calcutta.			24-Parganas.			Nadia.			Jessor.			Murshidabad.			Khulna.		
	Total.	Male.	Female.	Total.	Male.	Female.	Total.	Male.	Female.	Total.	Male.	Female.	Total.	Male.	Female.	Total.	Male.	Female.
CLASS F—*concluded.*																		
***ORDER XX*—concluded.**																		
Group 70.—Pictorial Art and sculpture.																		
440.—Painters, Superintendents of Schools of Art, &c.	768	539	229	478	247	231	1,052	322	730	264	112	152	145	78	67	129	75	54
441.—Sculptors	122	98	24	...	...	...	...	...	...	...	...	...	...	...	...	...	...	...
442.—Photographers	295	105	190	...	...	...	8	2	6	...	...	...	...	...	...	...	...	...
Total Group 70 ...	1,185	742	443	478	247	231	1,060	324	736	264	112	152	145	78	67	129	75	54
Group 71.—Music, Acting, Dancing.																		
443.—Music composers and teachers ...	522	347	175	...	...	...	4	3	1	...	...	...	...	...	...	...	...	...
444.—Band-masters and players (not military)	83	64	19	7,560	2,992	4,568	6,215	3,047	3,168	4,609	2,248	2,361	4,581	2,388	2,193	3,144	1,691	1,453
446.—Actors, singers and dancers	958	665	293	2,532	1,489	1,043	648	375	273	541	280	261	574	256	318	291	181	80
Total Group 71 ...	1,563	1,076	487	10,092	4,481	5,611	6,865	3,423	3,442	5,150	2,528	2,622	5,155	2,644	2,511	3,405	1,872	1,533
Total Order XX ...	47,749	30,970	16,779	84,634	42,430	42,204	37,268	17,196	20,072	36,082	16,748	19,334	24,840	12,340	12,500	24,699	13,136	11,563
ORDER XXI.—SPORT AND AMUSEMENTS.																		
Group 72.—Sport.																		
447.—Race-course service, book-makers, &c.	45	41	4	24	19	5	...	...	...	...	...	...	...	...	...	...	...	...
448.—Shikaris, falconers, bird-catchers ...	50	8	42	429	242	187	61	32	29	150	75	75	116	60	56	80	38	42
Total Group 72 ...	95	49	46	453	261	192	61	32	29	150	75	75	116	60	56	80	38	42
Group 73.—Exhibition and games.																		
(*a*) Catching, training and exhibiting animals.																		
450.—Exhibitors of trained animals ...	....	...	...	258	169	89	50	19	31	77	39	38	13	4	9	77	35	42
452.—Cock and pigeon fanciers	118	101	17	1	...	1	...	...	...	...	...	...	...	...	...	...	...	...
Total Group 73 (a) ...	118	101	17	259	169	90	50	19	31	77	39	38	13	4	9	77	35	42
(*b*) Conjuring, fortune-telling and other exhibitions.																		
453.—Buffoons	9	4	5	10	7	3	9	6	3	1	1	...	...	...	...	...	...	...
454.—Story and ballad reciters	...	...	...	10	5	5	24	13	11	...	...	...	31	19	12	8	8	...

This content downloaded from 14.194.219.90 on Fri, 09 Feb 2024 06:46:19 +00:00
All use subject to https://about.jstor.org/terms

455.—Exhibitors of puppets	...	...	...	15	11	3	...	...	...	14	13	2	...	...	...	2	2	...
456.—Conjurors and fortune-tellers ...	127	68	59	36	17	19	62	34	28	41	21	20	14	6	8	4	4	...
Total Group 73(b) ...	136	92	44	72	40	32	95	53	42	56	34	22	45	25	20	24	14	10
(c).—Acrobatics and athletics.																		
457.—Tumblers, acrobats, wrestlers, &c. ...	1	1	...	231	102	129	12	6	6	50	24	26	...	...	...	45	25	20
Total Group 73 (c) ...	1	1	...	231	102	129	12	6	6	50	24	26	...	...	...	45	25	20
(d).—Service of places and entertainments.																		
458.—Swing and merry-go-round keepers	...	...	...	7	5	2	...	...	...	...	...	...	...	...	...	...	...	...
460.—Billiard room and theatre owners, &c.	23	11	12	...	...	...	...	...	...	...	...	...	...	...	...	...	...	...
Total Group 73 (d) ...	23	11	12	7	5	2	...	...	...	...	...	...	...	...	...	...	...	...
Total Group 73 ...	278	205	73	569	316	253	157	78	79	183	97	86	58	29	29	146	74	72
Total Order XXI ...	373	254	119	1,022	577	445	218	110	108	333	173	161	174	89	85	226	112	114
TOTAL CLASS F ...	48,122	31,224	16,898	85,656	43,007	42,649	37,466	17,306	20,160	26,415	16,920	19,495	25,014	12,429	12,585	24,925	13,248	11,677
CLASS G.—INDEFINITE AND INDEPENDENT.																		
ORDER XXIII.—INDEFINITE.																		
Group 74.—Unskilled labour.																		
(a).—Special branches.																		
461.—Well sinkers	...	...	...	...	...	...	4	3	1	...	...	...	...	...	...	...	...	...
462.—Tank diggers and excavators ...	...	...	...	185	164	21	15	12	3	202	156	46	195	126	69	140	140	...
463.—Road canal and railway labourers	1,236	936	300	120	86	34	105	66	39	29	13	16	10	10	...	3	3	...
466.—Rice-pounders and huskers	44	29	15	42,688	15,651	27,037	17,580	3,192	14,388	11,129	1,639	9,490	42,532	5,749	36,783	8,650	2,120	6,730
Total Group 74 (a) ...	1,280	965	315	42,993	15,901	27,092	17,704	3,273	14,431	11,360	1,808	9,552	42,737	5,885	36,852	8,993	2,263	6,730
(b).—General.																		
467.—General labour	49,816	40,006	9,810	232,253	128,413	103,840	331,178	154,244	176,934	134,231	71,934	62,297	182,322	90,536	91,786	63,242	34,508	28,734
Total Group 74 (b) ...	49,816	40,006	9,810	232,253	128,413	103,840	331,178	154,244	176,934	134,231	71,934	62,297	182,322	90,536	91,786	63,242	34,508	28,734
Total Group 74 ...	51,096	40,971	10,125	275,246	144,314	130,932	348,882	157,517	191,365	145,591	73,742	71,849	225,059	96,421	128,638	72,235	36,771	35,464

This content downloaded from 14.194.219.90 on Fri, 09 Feb 2024 06:46:19 +00:00
All use subject to https://about.jstor.org/terms

Occupations.	Calcutta.			24-Parganas.			Nadia.			Jessor.			Murshidabad.			Khulna.		
	Total.	Male.	Female.	Total.	Male.	Female.	Total.	Male.	Female.	Total.	Male.	Female.	Total.	Male.	Female.	Total.	Male.	Female.
CLASS G—*concluded.*																		
***ORDER XXIII*—concluded.**																		
Group 75.—Undefined, &c.																		
468—A.—Indefinite and unspecified... ...	70,482	29,496	*40,986*	822	454	*368*	112	17	*95*	183	49	*134*	460	3	*457*	113	24	*89*
468—B.—Disreputable means of livelihood	22,433	538	*21,895*	3,428	455	*2,973*	2,476	164	*2,312*	1,517	32	*1,485*	1,348	186	*1,162*	824	55	*769*
Total Group 75 ...	92,915	30,034	*62,881*	4,250	909	*3,341*	2,588	181	*2,407*	1,700	81	*1,619*	1,808	189	*1,619*	937	79	*858*
Total Order XXIII ...	144,011	71,005	*73,006*	279,496	145,223	*134,273*	351,470	157,698	*193,772*	147,291	73,823	*73,468*	226,867	96,610	*130,257*	73,172	36,850	*36,322*
ORDER XXIV.—INDEPENDENT OF WORK.																		
Group 76.—Property and alms.																		
(*a*).—Property and allowances.																		
469.—House-rent, shares, &c.	7,568	3,020	*4,548*	1,277	338	*939*	912	323	*589*	210	135	*75*	466	179	*287*	152	130	*22*
470.—Allowances from patrons or relatives	1,366	726	*640*	2,384	860	*1,524*	2,170	1,020	*1,150*	1,296	578	*718*	209	67	*142*	1,338	685	*653*
Total Group 76 (a) ...	8,934	3,746	*5,188*	3,661	1,198	*2,463*	3,082	1,343	*1,739*	1,506	713	*793*	675	246	*429*	1,490	815	*675*
(*b*).—Charity and endowment.																		
471.—Educational or other endowments &c.	168	168	...	...	...	...	112	...	*112*	...	...	...	...	...	...	...	...	...
472.—Mendicancy	9,181	4,559	*4,622*	29,274	15,836	*13,438*	26,222	11,180	*15,042*	19,029	8,124	*10,905*	12,978	5,095	*7,883*	8,229	3,871	*4,358*
Total Group 76 (b) ...	9,349	4,727	*4,622*	29,274	15,836	*13,433*	26,334	11,180	*15,154*	19,029	8,124	*10,905*	12,978	5,095	*7,883*	8,229	3,871	*4,358*
Total Group 76 ...	18,283	8,473	*9,810*	32,935	17,034	*15,901*	29,416	12,523	*16,893*	20,535	8,837	*11,698*	13,653	5,341	*8,312*	9,719	4,686	*5,033*
Group 77.—Supported at the public charge.																		
(*a*).—Pension.																		
473.—Pension, Civil Service	3,393	1,915	*1,478*	...	...	...	81	20	*61*	50	19	*31*	1,028	509	*519*	1	1	...
474—A.—Pension (unspecified)	...	...	...	1,685	893	*792*	314	163	*151*	196	75	*121*	915	391	*524*	63	33	*30*
Total Group 77 (a) ...	3,393	1,915	*1,478*	1,685	893	*792*	395	183	*212*	246	94	*152*	1,943	900	*1,043*	64	34	*30*

This content downloaded from 14.194.219.90 on Fri, 09 Feb 2024 06:46:19 +00:00
All use subject to https://about.jstor.org/terms

(b.)—Prisoners.																				
475.—Inmates of Asylums, &c.	443	328	*115*	...	...	...	...	...	...	...	...	...	...	...	...	...	...	...	...	...
476.—Prisoners, under trial	38	37	*1*	43	43	...	8	8	...	22	22	...	6	6	...	37	35	2
477.—Prisoners, for debt	10	10	...	...	...	...	...	...	...	4	4	...	...	...	...	1	1	...
478.—Prisoners, convicted or in reformatories, &c.	2,913	2,869	*53*	...	...	...	184	177	7	224	219	*5*	212	203	*9*	29	29	...
Total Group 77 (b) ...	3,404	3,235	*169*	43	43	...	192	185	7	250	245	*5*	218	209	*9*	67	65	2
Total Group 77 ..	6,797	5,150	*1,647*	1,728	936	*792*	587	368	*219*	486	339	*157*	2,161	1,109	*1,052*	131	99	32
Total Order XXIV ...	25,080	13,623	*11,457*	34,663	17,970	*16,693*	30,003	12,891	*17,112*	21,031	9,176	*11,855*	15,814	6,450	*9,364*	9,850	4,785	*5,065*
TOTAL CLASS G ...	169,089	84,626	84,463	314,159	163,193	150,966	381,473	170,589	210,884	168,322	82,999	85,323	242,681	103,060	139,621	83,022	41,635	41,387

This content downloaded from 14.194.219.90 on Fri, 09 Feb 2024 06:46:19 +00:00
All use subject to https://about.jstor.org/terms

This content downloaded from
14.194.219.90 on Fri, 09 Feb 2024 06:46:19 +00:00
All use subject to https://about.jstor.org/terms

Occupations.	Dinajpur.			Rajshahi.			Rangpur.			Bogra.			Pabna.			Darjeeling.			Jalpaiguri.		
	Total.	Male.	Female.	Total.	Male.	Female.	Total.	Male.	Female.	Total.	Male.	Female.	Total.	Male.	Female.	Total.	Male.	Female.	Total.	Male.	Female.
CLASS A.—GOVERNMENT.																					
ORDER I.—ADMINISTRATION.																					
Group 1.—Service of the Imperial and Provincial Governments.																					
2.—Officers	33	25	*8*	38	14	*24*	53	34	*19*	46	28	*18*	52	15	*37*	32	10	*22*	33	16	*17*
3.—Office Superintendents and Clerical Establishment, &c.	178	115	*63*	569	283	*286*	481	232	*249*	416	255	*161*	305	160	*145*	121	69	*52*	401	207	*194*
4.—Messengers, constables, &c.	607	358	*249*	1,436	1,037	*399*	1,366	846	*520*	879	567	*312*	773	466	*307*	634	496	*138*	695	449	*246*
Total Group 1 ...	818	498	*320*	2,043	1,334	*709*	1,900	1,112	*788*	1,341	850	*491*	1,130	641	*489*	787	575	*212*	*1,129*	672	*457*
Group 2.—Service of Local and Municipal Bodies.																					
5.—Inspecting and supervising officials ...	1	1	...	...	...	...	3	...	*3*	7	4	*3*	...	...	...	1	...	*1*	6	6	...
6.—Clerical establishments	9	8	*1*	56	21	*35*	21	11	*10*	29	14	*15*	12	7	*5*	8	4	*4*	18	13	*5*
7.—Menials	13	...	*13*	45	43	*2*	11	5	*6*	13	6	*7*	9	9	...	...	...	...	102	83	*19*
Total Group 2 ...	23	9	*14*	101	64	*37*	35	16	*19*	49	24	*25*	21	16	*5*	9	4	*5*	126	102	*24*
Group 3.—Village Service.																					
8.—Headmen	51	25	*26*	62	28	*34*	1	...	*1*	16	9	*7*	...	...	...	17	17	...	4	4	...
9.—Accountants	...	...	...	...	...	...	28	18	*10*	19	14	*5*	...	...	...	...	...	...	...	...	...
11.—Watchmen	9,381	5,220	*4,161*	9,138	4,712	*4,426*	9,347	4,943	*4,404*	6,422	3,530	*2,892*	6,705	3,375	*3,330*	1,744	1,055	*689*	3,508	1,848	*1,660*
Total Group 3 ...	9,432	5,245	*4,187*	9,200	4,740	*4,460*	9,376	4,961	*4,415*	6,457	3,553	*2,904*	6,705	3,375	*3,330*	1,761	1,072	*689*	3,512	1,852	*1,660*
Total Order I ...	10,273	5,752	*4,521*	11,344	6,138	*5,206*	11,311	6,089	*5,222*	7,847	4,427	*3,420*	7,856	4,032	*3,824*	2,557	1,651	*906*	4,767	2,626	*2,141*
ORDER II.—DEFENCE.																					
Group 4.—Army.																					
12 and 13.—Officers, non-commissioned officers, and privates	...	...	...	...	...	...	...	...	...	...	...	...	...	...	...	642	550	*92*	6	6	...
Total Group 4 and Order II ...	...	...	...	...	...	...	...	...	...	...	...	...	...	...	...	642	550	*92*	6	6	...
ORDER III.—FOREIGN AND FEUDATORY STATES.																					
Group 6.—Administrative Service.																					
20.—Clerical Establishment	...	...	...	...	...	...	...	...	...	...	...	...	...	...	...	...	...	...	18	9	*9*
21.—Menials, &c.	...	...	...	...	...	...	...	...	...	...	...	...	...	...	...	...	...	...	34	23	*11*
Total Group 6 and Order III ...	...	...	...	...	...	...	...	...	...	...	...	...	...	...	...	...	...	...	52	32	*20*
TOTAL CLASS A ...	10,273	5,752	4,521	11,344	6,138	5,206	11,311	6,089	5,222	7,847	4,427	3,420	7,856	4,032	3,824	3,199	2,201	998	4,825	2,664	2,161

This content downloaded from 14.194.219.90 on Fri, 09 Feb 2024 06:46:19 +00:00
All use subject to https://about.jstor.org/terms

Occupations.	Dinajpur.			Rajshahi.			Rangpur.			Bogra.			Pabna.			Darjeeling.			Jalpaiguri.		
	Total.	Male.	Female.	Total.	Male.	Female.	Total.	Male.	Female.	Total.	Male.	Female.	Total.	Male.	Female.	Total.	Male.	Female.	Total.	Male.	Female.
CLASS B.—PASTURE AND AGRICULTURE.																					
ORDER IV.—LIVE-STOCK.																					
Group 8.—Stock-breeding and dealing.																					
Sub-group (*a*).—Horses and horned cattle.																					
24.—Horse breeders and dealers	...	...	...	12	5	7	...	...	...	...	...	...	23	18	5	...	...	...	18	14	4
25.—Cattle breeders and dealers	531	238	293	4,889	4,134	755	180	102	78	264	255	9	2,048	1,724	324	1	...	1	117	59	58
26.—Herdsmen	564	467	97	2,775	2,364	411	3,476	3,238	238	280	237	43	78	66	12	257	159	98	739	660	79
27.—Buffalo breeders and dealers	69	69	...	24	[illegible]	...	34	23	11	3	3	...	...	...	...	2	2	...	157	131	26
Total Sub-group (a) ...	1,164	774	390	7,700	6,527	1,173	3,690	3,363	327	547	495	52	2,149	1,808	341	260	161	99	1,031	864	167
Sub-group (*b*).—Other Draught Animals.																					
28.—Elephant catchers	...	1	...	...	...	...	...	...	...	...	...	...	...	...	...	...	...	...	7	2	5
Sub-group (*c*).—Small Stock.																					
31.—Sheep and Goat breeders and dealers	67	44	23	67	50	17	4	2	2	33	9	24	5	...	5	43	14	29	33	10	23
32.—Pig breeders and dealers	4,174	3,117	2,057	57	36	21	768	383	385	355	180	175	314	167	147	300	152	148	504	263	241
Total Sub-group (c) ...	4,241	3,161	2,080	124	86	38	772	385	387	388	189	199	319	167	152	343	166	177	537	273	264
Total Group 8 ...	5,406	3,936	2,470	7,824	6,613	1,211	4,462	3,748	714	935	684	251	2,468	1,975	493	603	327	276	1,575	1,139	436
Group 9.—Subsidiary services to Stock.																					
33.—Veterinary Surgeons and Cattle-doctors	17	9	8	30	14	16	15	8	7	24	11	13	14	7	7	...	...	...	...	...	...
34.—Farriers and gelders	6	4	2	...	...	...	3	2	1	37	31	6	2	...	2	99	97	2	58	30	28
35.—Horse and elephant trainers, &c. ...	160	105	55	82	62	20	9	7	2	34	19	15	28	13	15	105	103	2	290	190	100
Total Group 9 ...	183	118	65	112	76	36	27	17	10	95	61	34	44	20	24	204	200	4	348	220	128
Total Order IV ...	5,589	3,054	2,535	7,936	6,689	1,247	4,489	3,765	724	1,030	745	285	2,512	1,995	517	807	527	280	1,923	1,359	564

This content downloaded from 14.194.219.90 on Fri, 09 Feb 2024 06:46:19 +00:00
All use subject to https://about.jstor.org/terms

ORDER V.—AGRICULTURE.																			
Group 10.—Interest in land.																			
37.—Land occupants, not cultivating ...	2,518	1,262	1,256	5,675	2,812	2,863	2,626	1,268	1,358	4,609	2,234	2,375	10,182	5,030	5,152	321	160	161	1,355	678	677
38.—Land occupants, cultivating	150	91	59	18	9	9	52	23	29	180	89	91	...	...	...	...	...	...	...	...	...
39.—Lessees of villages	...	...	...	...	...	...	...	..	...	23	4	19	15	7	8	295	188	107	48	39	9
40.—Tenants, not cultivating	19,407	10,343	9,064	37,947	15,808	22,139	38,739	20,307	18,432	32,558	15,842	16,716	68,520	30,764	37,756	...	...	...	394	225	169
41.—Tenants and sharers, cultivating ...	1,159,445	601,105	558,340	825,743	407,649	418,094	1,609,850	819,105	790,745	578,853	292,725	286,128	792,925	390,142	402,783	76,848	41,159	35,689	514,172	268,330	247,842
Total Group 10 ...	1,181520	6,12,801	568,719	869,383	426,278	443,105	1,651,267	840,703	810,564	616,223	310,894	305,329	871,642	425,943	445,699	77,464	41,507	35,957	515,969	267,272	248,697
Group 11.—Agricultural labourers.																			
3.—Field labourers and crop-watchers ...	67,039	39,172	27,867	55,526	28,350	27,176	17,355	9,661	7,694	29,915	17,187	12,728	13,806	9,809	3,997	9,999	5,415	4,584	5,504	3,516	1,988
Total Group 11 ...	67,039	39,172	27,867	55,526	28,350	27,176	17,355	9,661	7,694	29,915	17,187	12,728	13,806	9,809	3,997	9,999	5,415	4,584	5,504	3,516	1,988
Group 12.—Growers of special products and trees.																			
44.—Tea, coffee and cinchona planters and cultivators	...	...	...	...	...	...	...	...	...	...	...	...	1	...	1	34,352	17,561	16,791	12,822	7,311	5,511
45.—Cocoanut growers	...	...	...	2	...	2	...	...	...	...	...	...	...	...	...	...	...	...	...	...	...
46.—Betel-vine and arecanut growers ...	231	114	117	1,161	543	618	1,505	732	773	996	558	438	494	233	261	...	...	...	20	18	2
48.—Cardamon and pepper growers ...	...	...	...	...	...	...	...	...	...	...	...	...	...	...	...	...	...	...	4	...	4
49.—Indigo planters and cultivators ...	2	2	...	205	135	70	...	...	...	...	...	...	...	...	...	...	...	...	...	...	...
50.—Fruit growers	9	8	1	56	9	47	4	3	1	54	30	24	69	21	48	...	...	...	34	26	8
50-A.—Mulberry growers	...	...	...	70	56	14	...	...	...	...	...	...	...	...	...	...	...	...	...	...	...
51.—Market gardeners (vegetable growers)	379	79	300	1,691	412	1,279	291	46	245	817	200	617	647	284	363	42	27	15	94	23	71
52.—Gardeners, seedsmen, &c.	136	125	11	337	271	66	118	53	65	62	28	34	40	27	13	328	229	99	72	58	14
53.—Manure preparers and sellers	3	3	...	...	...	...	...	...	...	...	...	...	...	...	...	...	...	...	...	...	...
54.—Forest Officers	...	...	...	...	...	...	...	...	...	...	...	...	...	...	...	3	1	2	30	26	4
55.—Forest rangers, guards, peons	1	...	1	1	...	1	...	...	...	...	...	...	...	...	...	143	115	28	31	22	9
Total Group 12 ...	761	331	430	3,523	1,426	2,097	1,918	834	1,084	1,929	816	1,113	1,251	565	686	34,868	17,933	16,935	13,107	7,484	5,623
Group 13.—Agricultural training and supervision.																			
58.—Agents and managers of landed estates	1,837	1,057	780	5,315	3,051	2,264	1,310	628	682	2,328	1,419	909	1,469	760	709	71	60	11	255	163	92
58-A.—Land managers' clerks and servants	2,277	1,453	824	8,239	4,767	3,472	4,285	2,854	1,431	2,607	1,476	1,131	3,278	1,776	1,502	148	140	8	852	609	243
Total Group 13 ...	4,114	2,510	1,604	13,554	7,818	5,736	5,595	3,482	2,113	4,935	2,895	2,040	4,747	2,536	2,211	219	200	19	1,107	772	335
Total Order V ...	1,253,434	654,814	598,620	941,986	463,872	478,114	1,676,135	854,680	821,455	653,002	331,792	321,210	891,446	438,853	452,593	122,550	65,055	57,495	535,687	279,044	256,643
TOTAL CLASS B ...	1,259,023	657,868	601,155	949,922	470,561	479,361	1,680,624	858,445	822,179	654,032	332,537	321,495	893,958	440,848	453,110	123,357	65,582	57,775	537,610	280,403	257,207

This content downloaded from 14.194.219.90 on Fri, 09 Feb 2024 06:46:19 +00:00
All use subject to https://about.jstor.org/terms

Occupations.	Dinajpur.			Rajshahi.			Rangpur.			Bogra.			Pabna.			Darjeeling.			Jalpaiguri.		
	Total.	Male.	Female.	Total.	Male.	Female.	Total.	Male.	Female.	Total.	Male.	Female.	Total.	Male.	Female.	Total.	Male.	Female.	Total.	Male.	Female.
CLASS C.—PERSONAL SERVICES.																					
ORDER VI.—PERSONAL AND SANITARY SERVICES.																					
Group 14.—Personal and domestic services.																					
59.—Barbers	8,648	4,364	*4,284*	6,537	3,338	*3,199*	8,162	4,070	*4,092*	4,782	2,478	*2,304*	10,088	4,962	*5,126*	491	262	*229*	2,641	1,442	*1,199*
61.—Tattooers	...	...	...	50	3	*47*	...	...	...	...	...	...	...	...	...	...	...	...	...	...	...
63.—Washermen	1,073	523	*550*	1,246	629	*617*	405	198	*207*	240	156	*84*	1,583	758	*825*	363	305	*58*	323	230	*93*
64.—Water-carriers	22	19	*3*	27	23	*4*	2	...	*2*	13	12	*1*	17	15	*2*	260	196	*64*	51	50	*1*
65.—Cooks	308	199	*109*	245	228	*17*	276	263	*13*	141	130	*11*	78	58	*20*	790	574	*216*	238	218	*20*
66.—Indoor servants	2,094	897	*1,197*	3,959	1,393	*2,566*	1,167	487	*680*	1,353	549	*804*	3,614	1,052	*2,562*	2,238	1,307	*929*	1,420	1,021	*399*
67.—Grooms, coachmen, &c.	81	80	*1*	375	295	*80*	308	204	*104*	164	137	*27*	37	6	*31*	957	778	*179*	209	179	*30*
68.—Doorkeepers, &c.	1,951	1,302	*649*	675	546	*129*	694	407	*287*	604	463	*141*	61	42	*19*	46	21	*25*	84	69	*15*
69.—A. Service (unspecified)	19,891	11,420	*8,471*	13,144	6,164	*6,980*	21,538	14,817	*6,721*	3,220	2,142	*1,078*	21,581	11,860	*9,721*	2,638	1,902	*736*	7,862	5,901	*1,961*
Total Group 14 ...	34,068	18,804	*15,264*	26,258	13,619	*13,639*	32,552	20,446	*12,106*	10,517	6,067	*4,450*	37,037	18,731	*18,306*	7,781	5,345	*2,436*	12,828	9,110	*3,718*
Group 15.—Non-domestic establishment.																					
69.—Hotel and Lodging-house owners and managers ...	4	4	...	31	29	2	54	24	*30*	22	14	*8*	266	13	*253*	5	3	2	7	5	2
Total Group 15 ...	4	4	...	31	29	2	54	24	30	22	14	8	266	13	253	5	3	2	7	5	2
Group 16.—Sanitation.																					
74.—Sweepers and Scavengers ...	801	443	*358*	833	522	*311*	1,395	788	*607*	930	501	*429*	1,014	533	*481*	675	431	*244*	546	310	*236*
Total Group 16 ...	801	443	*358*	833	522	*311*	1,395	788	*607*	930	501	*429*	1,014	533	*481*	675	431	*244*	546	310	*236*
Total Order VI ...	34,873	19,251	*15,622*	27,122	13,170	*13,952*	34,001	21,258	*12,743*	11,469	6,582	*4,887*	38,317	19,277	*19,040*	8,461	5,779	*2,682*	13,381	9,425	*3,956*
TOTAL CLASS C ...	34,873	19,251	15,622	27,122	13,170	13,952	34,001	21,258	12,743	11,469	6,582	4,887	38,317	19,277	19,040	8,461	5,779	2,682	13,381	9,425	3,956

This content downloaded from 14.194.219.90 on Fri, 09 Feb 2024 06:46:19 +00:00
All use subject to https://about.jstor.org/terms

CLASS D.—PREPARATION AND SUPPLY OF MATERIAL SUBSTANCES.

ORDER VII.—FOOD AND DRINK.

Group 17.—Animal food.

76.—Cow and buffalo keepers and milk and butter sellers ...	2,759	1,298	*1,461*	5,939	2,633	*3,286*	1,922	1,045	*877*	3,494	1,823	*1,671*	8,219	3,855	*4,364*	1,435	1,032	*403*	691	130	*561*
77.—Ghee preparers and sellers	76	49	*27*	9	3	*6*	44	18	*26*	55	6	*49*	226	168	*58*	88	53	*33*	231	177	*54*
79.—Butchers	44	36	*8*	66	58	*8*	25	13	*12*	55	39	*16*	80	57	*23*	139	73	*66*	28	17	*11*
80.—Fowl and egg dealers ..	68	30	*38*	...	...	...	1	...	*1*	2	1	*1*	4	...	*4*	117	78	*39*	44	34	*10*
81 and 82.—Fishermen and fish dealers	17,881	9,083	*8,798*	29,121	15,206	*13,915*	44,045	22,399	*21,646*	15,677	7,948	*7,729*	53,336	26,850	*26,486*	448	316	*130*	5,221	2,736	*2,485*
Total group 17 ...	20,828	10,496	*10,332*	35,139	18,020	*17,115*	46,037	23,475	*22,562*	19,283	9,817	*9,466*	61,865	30,930	*30,935*	2,223	1,552	*671*	6,215	3,094	*3,121*

Group 18.—Vegetable food.

83.—Grain dealers	6,770	3,019	*3,751*	8,095	3,564	*4,531*	4,373	1,105	*3,268*	3,101	1,654	*1,447*	6,860	3,261	*3,599*	1,344	742	*602*	2,172	979	*1,193*
84.—Grain parchers	4,036	1,351	*2,685*	1,287	548	*739*	1,578	584	*994*	1,433	482	*951*	943	234	*709*	48	23	*25*	641	182	*459*
85.—Pulse and flour preparers and sellers	601	239	*362*	457	06	*351*	327	37	*290*	189	31	*158*	847	275	*572*	441	398	*43*	451	137	*314*
87.—Bakers	142	87	*55*	47	32	*15*	30	17	*13*	9	5	*4*	20	9	*11*	57	38	*19*	51	25	*26*
88.—Bran sellers	...	...	...	1	1	...	3	3	...	...	...	...	2	2	...	...	...	...	...	...	...
89 and 90.—Vegetable sellers and fruit sellers	70	17	*53*	911	540	*371*	254	79	*175*	...	...	...	61	6	*55*	...	...	...	83	...	*83*
92.—Confectioners and sweetmeat makers and sellers	1,739	995	*744*	956	641	*315*	403	223	*180*	223	137	*86*	486	272	*214*	376	268	*108*	511	289	*222*
Total group 18 ...	13,358	5,708	*7,650*	11,754	5,432	*6,329*	6,968	2,048	*4,920*	4,955	2,309	*2,646*	9,219	4,059	*5,160*	2,266	1,469	*797*	3,909	1,612	*2,297*

Group 19.—Drink, condiments and narcotics.

94.—Ice manufacturers and sellers	2	2	...	...	...	...	...	...	...	...	...	...	...	...	...	...	...	...	...	...	...
95.—Soda water, lemonade, &c., manufacturers and sellers	...	...	...	...	...	...	...	...	...	...	...	...	...	...	...	1	...	*1*	21	13	*8*
96.—Sherbet preparers and sellers	3	2	*1*	...	...	...	...	...	...	...	...	...	...	...	...	...	...	...	...	...	...
97.—Country spirit distillers and sellers	142	98	*44*	77	71	*6*	53	47	*6*	78	53	*26*	57	56	*19*	262	233	*29*	92	72	*20*
98.—Toddy drawers and sellers ...	34	17	*17*	23	10	*13*	1	...	*1*	11	7	*4*	29	14	*15*	...	...	...	...	...	...
99.—Foreign wine and spirit dealers	...	...	...	...	...	...	...	...	...	...	...	...	...	...	...	...	...	...	5	5	...
101.—Tea sellers and tasters ...	...	...	*a*	3	1	2	...	...	...	5	5	...	...	...	...	3	1	2	13	9	*4*
103.—Sugar manufacturers and sellers	40	28	*12*	2	2	...	125	60	*65*	1	1	...	40	19	*21*	...	...	...	67	43	*24*
104.—Molasses makers and sellers	425	247	*178*	324	169	*155*	143	74	*69*	432	257	*195*	1,206	611	*595*	...	...	...	152	81	*71*
105.—Salt preparers and sellers ..	903	447	*456*	348	181	*167*	486	251	*235*	484	231	*253*	848	445	*403*	59	50	*9*	302	146	*156*
109.—Grocers and general condiment dealers	4,872	2,288	*2,584*	8,036	4,691	*3,345*	3,612	1,095	*2,517*	4,634	2,391	*2,243*	3,315	1,784	*1,531*	915	641	*274*	1,583	756	*827*

This content downloaded from 14.194.219.90 on Fri, 09 Feb 2024 06:46:19 +00:00
All use subject to https://about.jstor.org/terms

Occupations.	Dinajpur.			Rajshahi.			Rangpur.			Bogra.			Pabna.			Darjeeling.			Jalpaiguri.		
	Total.	Male.	Female.	Total.	Male.	Female.	Total.	Male.	Female.	Total.	Male.	Female.	Total.	Male.	Female.	Total.	Male.	Female.	Total.	Male.	Female.
CLASS D—*continued*.																					
***ORDER VII*—concluded.**																					
Group 19—*concluded*.																					
111.—Betel-leaf and areca-nut sellers	2,521	1,466	*1,055*	4,477	2,260	*2,217*	3,860	1,655	*2,205*	3,498	1,117	*2,379*	1,515	822	*693*	77	18	*59*	873	334	*539*
112.—Tobacco and snuff manufacturers and sellers	957	520	*437*	975	521	*454*	928	511	*417*	438	178	*260*	404	197	*207*	478	272	*206*	685	507	*478*
114.—Opium, &c., manufacturers and sellers	11	5	*6*	175	92	*83*	2	...	*2*	10	4	*6*	5	2	*3*	...	...	...	8	3	*5*
115.—Bhang, ganja, &c., preparers and sellers	44	26	*18*	65	47	*18*	17	15	*2*	32	14	*18*	...	...	...	...	...	...	15	8	*7*
Total group 19	9,954	5,146	*4,808*	14,505	8,045	*6,460*	9,227	3,708	*5,519*	9,621	4,237	*5,384*	7,437	3,950	*3,487*	1,795	1,215	*580*	4,116	1,977	*2,139*
Total Order VII	44,140	21,350	*22,790*	61,394	31,497	*29,897*	62,232	29,231	*33,001*	33,859	16,363	*17,496*	78,521	38,939	*39,582*	6,284	4,236	*2,048*	14,240	6,683	*7,557*
ORDER VIII.—LIGHT, FIRING AND FORAGE.																					
Group 20.—Lighting.																					
116.—Oil-pressers and sellers	7,940	3,693	*4,247*	12,417	6,042	*6,375*	11,908	5,784	*6,122*	9,625	4,691	*4,934*	20,455	10,028	*10,427*	333	199	*134*	3,384	1,968	*1,416*
117.—Oil and salt sellers	45	45	...	308	214	*94*	144	67	*77*	...	...	...	202	93	*109*	...	...	...	87	82	*5*
118.—Oilcake dealers	32	14	*18*	3	3	...	...	...	...	22	13	*9*	...	...	...	...	...	...	...	...	...
121.—Kerosine oil dealers	83	50	*33*	107	53	*54*	29	16	*13*	65	31	*34*	60	27	*33*	...	...	...	...	...	...
122.—Matches makers and sellers	129	51	*78*	42	23	*19*	40	37	*3*	39	24	*15*	5	...	*5*	...	...	...	28	16	*12*
123.—Lamp and lantern makers and sellers	...	...	...	...	...	...	...	...	...	...	...	...	...	...	...	...	...	...	4	4	...
Total group 20	8,229	3,853	*4,376*	12,877	6,335	*6,542*	12,119	5,904	*6,215*	9,751	4,759	*4,992*	20,722	10,148	*10,574*	333	199	*134*	3,503	2,070	*1,433*
Group 21.—Fuel and forage.																					
125.—Firewood and grass gatherers and sellers	364	126	*238*	548	144	*404*	...	...	...	78	25	*53*	69	7	*62*	279	157	*122*	214	125	*89*
126.—Firewood contractors and dealers	944	379	*565*	365	120	*245*	59	24	*35*	...	...	...	55	5	*50*	288	129	*157*	6	...	*6*
129.—Charcoal burners and dealers	33	15	*18*	120	70	*50*	8	5	*3*	3	3	...	...	...	...	542	304	*238*	9	7	*2*
130.—Cowdung-fuel preparers and sellers	427	52	*375*	240	31	*209*	...	...	...	...	...	...	54	11	*43*	6	6	...	...	...	...
131.—Hay, &c., contractors and dealers	35	26	*9*	27	17	*10*	33	19	*14*	20	11	*9*	40	23	*17*	91	52	*39*	38	18	*18*
Total group 21	1,803	598	*1,205*	1,300	382	*918*	100	48	*52*	101	39	*62*	218	46	*172*	1,204	648	*556*	265	150	*115*
Total Order VIII	10,032	4,451	*5,581*	14,177	6,717	*7,460*	12,219	5,952	*6,267*	9,852	4,798	*5,054*	20,940	10,194	*10,746*	1,537	847	*690*	3,768	2,220	*1,548*

This content downloaded from 14.194.219.90 on Fri, 09 Feb 2024 06:46:19 +00:00
All use subject to https://about.jstor.org/terms

ORDER IX.—BUILDINGS.																				
Group 22.—Building materials.																				
132.—Brick and tile burners and sellers	758	404	354	92	42	50	38	31	7	64	63	1	2	2	...	2	2	...	385	256	129
133.—Lime and shell burners and sellers	1,537	766	771	273	130	143	1,636	811	825	329	166	163	580	285	295	39	25	14	872	461	411
135.—Thatch dealers and thatchers	323	174	149	345	175	170	115	51	64	152	83	69	383	187	196	...	...	...	1,021	540	481
Total group 22 ...	2,618	1,344	1,274	710	347	363	1,789	893	896	545	312	233	965	474	491	41	27	14	2,278	1,257	1,021
Group 23.—Artificers in building.																				
137.—Stone and marble workers	20	9	11	...	...	...	...	...	...	5	3	2	18	8	10	...	...	...	...	...	...
138.—Masons	578	404	174	1,499	852	647	598	343	255	308	153	155	618	317	301	1,538	1,221	317	479	315	164
139.—Builders and joiners	53	30	23	...	...	...	5	3	2	6	5	1	30	13	17	...	...	...	22	12	10
141.—Mud wall and roof builders	9	9	...	...	...	...	...	...	...	...	...	...	150	86	64	12	12	...	...	...	...
Total group 23 ...	660	452	208	1,499	852	647	603	346	257	319	161	158	816	424	392	1,550	1,233	317	501	327	174
Total Order IX ...	3,278	1,796	1,482	2,209	1,199	1,010	2,392	1,239	1,153	864	473	391	1,781	898	883	1,591	1,260	331	2,779	1,584	1,195
ORDER X.—VEHICLES AND VESSELS.																				
Group 24.—Railway plant.																				
144.—Railway mechanics	49	24	25	21	10	11	9	8	1	19	13	6	9	9	...	40	34	6	12	12	...
145.—Permanent-way Inspectors, Foremen, platelayers, &c. ...	...	...	...	...	...	...	...	...	...	1	1	...	1	...	1	...	...	...	...	...	...
Total Group 24 ...	49	24	25	21	10	11	9	8	1	20	14	6	10	9	1	40	34	6	12	12	...
Group 25.—Carts, carriages, &c.																				
146.—Cart and carriage makers and sellers	186	121	65	281	146	135	9	9	...	...	...	...	91	46	45	...	...	...	77	47	30
Total Group 25 ...	186	121	65	281	146	135	9	9	...	...	...	...	91	46	45	...	...	...	77	47	30
Group 26.—Ships and boats.																				
148.—Shipwrights, boat-builders, &c.	28	13	15	101	47	54	1	...	1	1	1	...	867	402	465	...	...	...	53	26	27
151.—Wicker boat-makers, canoe diggers, &c.	1	1	...	...	...	...	...	...	...	...	...	...	...	...	...	...	...	...	...	...	...
Total Group 26 ...	29	14	15	101	47	54	1	...	1	1	1	...	867	402	465	...	...	...	53	26	27
Total Order X ...	264	159	105	403	203	200	19	17	2	21	15	6	968	457	511	40	34	6	142	85	57
ORDER XI.—SUPPLEMENTARY REQUIREMENTS.																				
Group 27.—Paper, &c.																				
153.—Paper makers and sellers, and palm leaf-binders ...	23	11	12	...	...	...	...	...	...	...	...	...	30	15	15	...	...	...	...	...	...
154.—Stationers	1,410	889	521	1,641	914	727	542	324	218	668	388	280	436	250	186	9	9	...	413	256	157
Total Group 27 ...	1,433	900	533	1,641	914	727	542	324	218	668	388	280	466	265	201	9	9	...	413	256	157

This content downloaded from 14.194.219.90 on Fri, 09 Feb 2024 06:46:19 +00:00
All use subject to https://about.jstor.org/terms

Occupations.	Dinajpur.			Rajshahi.			Rangpur.			Bogra.			Pabna.			Darjeeling.			Jalpaiguri.		
	Total.	Male.	Female.	Total.	Male.	Female.	Total.	Male.	Female.	Total.	Male.	Female.	Total.	Male.	Female.	Total.	Male.	Female.	Total.	Male.	Female.
CLASS D—continued.																					
***ORDER XI*—concluded.**																					
Group 28.—Books and Prints, &c.																					
157.—Press proprietors, Lithographers and Printers ...	5	4	*1*	15	11	*4*	1	1	...	3	3	...	...	...	...	1	...	*1*	...	...	...
158.—Book-binders	60	31	29	82	49	*33*	62	35	27	65	32	*33*	25	14	*11*	41	20	*21*	34	16	*18*
159.—Book-sellers and publishers...	2	1	*1*	10	5	*5*	10	6	*4*	22	12	*10*	37	20	*17*	...	...	...	3	2	*1*
Total Group 28 ...	67	36	*31*	107	65	*42*	*73*	42	*31*	90	47	*43*	62	34	28	42	20	22	37	18	*19*
Group 29.—Watches, clocks, ad scientific instruments.																					
163.—Watch and clock makers and sellers	10	5	*5*	2	1	*1*	...	...	...	5	2	*3*	9	3	*6*	...	...	...	...	...	...
Total Group 29 ...	10	5	*5*	2	1	*1*	...	...	...	5	2	*3*	9	3	*6*	...	...	...	...	...	...
Group 31.—Toys, curiosities, &c.																					
177.—Toy, kite, and cage makers and sellers	14	7	*7*	3	2	1	...	...	...	...	...	...	17	7	*10*	...	...	...	1	...	*1*
178.—Hukka-stem maker and sellers	48	27	*21*	102	55	*47*	50	23	27	74	35	*39*	29	13	*16*	...	...	...	38	22	*16*
Total Group 31 ...	62	34	28	105	57	*48*	50	23	27	74	35	*39*	46	20	26	...	...	...	39	22	*17*
Group 32.—Music and Musical Instruments.																					
183.—Music and musical instrument dealers	81	40	*41*	1	...	*1*	...	...	...	42	19	*23*	163	73	*90*	...	...	...	6	...	*6*
184.—Conch-dealers, drum and horn makers, &c.	216	124	*92*	7	7	...	194	104	*90*	70	49	*21*	194	99	*95*	...	...	...	110	63	*47*
Total Group 39 ...	297	164	*133*	8	7	*1*	194	104	*90*	112	68	*44*	357	172	*185*	...	...	...	*118*	63	*53*
Group 33.—Necklaces, Bracelets, beads, sacred threads.																					
185.—Bangle makers and sellers	...	...	...	20	14	*19*	...	...	...	440	233	*207*	260	...	...						

This content downloaded from 14.194.219.90 on Fri, 09 Feb 2024 06:46:19 +00:00
All use subject to https://about.jstor.org/terms

187.—Bangle makers and sellers in wood and bone	76	34	42	160	81	79	59	27	32	16	11	5	127	61	66	...	...	...	121	62	59
188.—Bangle makers and sellers in clay	...	...	...	17	9	8	...	...	...	2	1	1	...	...	...	...	...	...	...	...	...
189—A.—Bangle makers and sellers, unspecified	11	11	...	255	131	124	...	...	...	80	39	41	95	53	42	...	...	...	7	7	...
191.—Imitation and pewter jewelry makers and sellers ...	90	43	47	76	36	40	20	8	12	35	17	18	8	5	3	...	...	...	...	...	...
192.—Bead makers and sellers ...	291	147	144	216	110	106	237	112	125	23	12	11	175	96	79	...	...	...	45	43	2
194.—Flower garland makers and sellers	98	65	33	14	4	10	47	12	35	175	34	141	77	21	56	...	...	...	110	56	54
195.—Artificial flower and caste mark spangle makers and sellers	1	...	1	7	7	...	...	...	...	...	...	...	...	...	...	...	...	...	6	4	2
196.—Sacred thread makers and sellers	1	1	...	6	...	6	...	...	...	2	...	2	8	...	8	...	...	...	...	...	...
Total Group 33 ...	568	301	267	777	392	385	363	159	204	773	347	426	776	387	389	43	21	22	289	173	117
Group 34.—Furniture.																					
198.—Furniture makers	...	...	...	6	5	1	...	...	...	...	...	...	...	...	...	...	...	...	...	...	...
Group 36.—Tools and machinery.																					
204.—Knife and tool makers and sellers	60	31	29	4	2	2	57	34	23	...	...	...	7	5	2	...	...	...	...	...	...
204—A.—Plough makers and sellers	83	40	43	10	4	6	...	...	...	2	2	...	1	...	1	...	...	...	8	1	7
207.—Mechanics (not Railway) ...	8	3	5	4	1	3	27	12	15	9	4	5	...	...	...	8	3	5	18	8	10
208.—Machinery dealers	...	...	...	...	...	...	...	...	...	...	...	...	...	...	...	...	...	...	4	3	1
Total Group 36 ...	151	74	77	24	12	12	84	46	38	11	6	5	8	5	3	8	3	5	30	12	18
Group 37.—Arms and ammunition.																					
211.—Gun-powder makers and sellers	...	...	...	2	2	...	14	6	8	15	10	5	21	14	7	...	...	...	...	...	...
212.—Fire-work makers and sellers	58	27	31	16	5	11	46	19	27	12	6	6	...	...	...	...	...	...	3	3	...
Total Group 37 ...	58	27	31	18	7	11	60	25	35	27	16	11	21	14	7	...	...	...	3	3	...
Total Order XI ...	2,646	1,541	1,105	2,682	1,455	1,227	1,368	723	643	1,760	909	851	1,745	900	845	102	53	49	927	546	381
ORDER XII.—TEXTILE FABRICS AND DRESS.																					
Group 38.—Wool and Fur.																					
217.—Carpet weavers and sellers ...	...	...	...	...	...	...	...	...	...	...	...	...	...	...	...	...	...	...	3	3	...
218.—Shawl weavers and sellers ...	...	...	...	...	...	...	...	...	...	2	2	...	...	...	...	...	...	...	3	3	...
220.—Blanket weavers and sellers	5	5	...	117	50	67	...	...	...	...	...	...	14	14	...	3	...	3	28	17	11
221.—Woollen cloth manufacturers and dealers	...	...	...	...	...	...	...	...	...	3	3	...	...	...	...	...	...	...	...	...	...
Total Group 38 ...	5	5	...	117	50	67	...	...	...	5	5	...	14	14	...	3	...	3	34	23	11

This content downloaded from 14.194.219.90 on Fri, 09 Feb 2024 06:46:19 +00:00
All use subject to https://about.jstor.org/terms

Occupations.	Dinajpur.			Rajshahi.			Rangpur.			Bogra.			Pabna.			Darjeeling.			Jalpaiguri.		
	Total.	Male.	Female.	Total.	Male.	Female.	Total.	Male.	Female.	Total.	Male.	Female.	Total.	Male.	Female.	Total.	Male.	Female.	Total.	Male.	Female.
CLASS D.—*continued.*																					
***ORDER XII.*—concluded.**																					
Group 39.—Silk.																					
226.—*Silk-worm rearers and cocoon gatherers*	19	...	*19*	8,723	3,941	*4,782*	...	...	...	1	...	*1*	...	...	...	...	...	...	...	...	...
227.—*Silk carders and spinners* ...	...	...	...	3,107	1,353	*1,754*	...	...	...	87	42	*45*	...	...	...	...	...	...	...	...	...
228.—*Silk weavers and dealers* ...	...	...	...	2,312	1,089	*1,223*	...	...	...	13	11	*2*	...	...	...	...	...	...	1	1	...
Total Group 39 ...	19	...	*19*	14,142	6,383	*7,759*	...	...	...	101	53	*48*	...	...	...	...	...	...	1	1	...
Group 40.—Cotton.																					
231.—*Cotton cleaners, pressers and ginners*	16	16	...	37	16	*21*	...	...	...	12	8	*4*	7	7	...	...	...	...	...	...	...
231-A.—*Raw cotton dealers* ...	1	...	*1*	1	...	*1*	16	7	*9*	8	3	*5*	23	9	*14*	...	...	...	4	1	*3*
232.—*Cotton carpet and rug makers and sellers*	...	...	...	4	3	*1*	...	...	...	12	10	*2*	...	...	...	1	1	...	8	8	...
233.—*Cotton spinners, sizers and yarn beaters*	309	16	*293*	538	29	*509*	123	20	*103*	154	21	*133*	255	54	*201*	...	...	...	72	18	*54*
234.—*Cotton weavers, mill owners and managers*	6,267	3,377	*2,890*	5,773	3,363	*2,410*	2,191	1,112	*1,079*	4,913	2,632	*2,281*	35,070	17,834	*17,236*	31	...	*31*	3,976	2,293	*1,683*
236.—*Calenderers, fullers, and printers*	...	...	...	...	...	...	...	...	...	...	...	...	...	...	...	151	88	*63*	...	...	...
237.—*Cotton dyers*	5	...	*5*	...	...	...	25	25	...	...	...	...	4	...	*4*	15	7	*8*	...	...	...
238.—*Tape makers and sellers* ...	...	...	...	...	...	...	...	...	...	223	107	*116*	...	...	...	...	...	...	2	...	*2*
Total Group 40 ...	6,598	3,409	*3,189*	6,353	3,411	*2,942*	2,355	1,164	*1,191*	5,322	2,781	*2,541*	35,359	17,904	*17,455*	198	96	*102*	4,062	2,320	*1,742*
Group 41.—Jute, flax, coir, &c.																					
240.—*Flax spinners, weavers and sellers*	...	...	...	117	44	*73*	...	...	...	18	...	*18*	185	62	*123*	...	...	...	...	...	...
241.—*Rope makers and sellers* ...	53	30	23	61	12	*49*	2	1	*1*	66	9	*57*	215	148	*67*	4	...	*4*	19	3	*16*
242.—*Jute manufacturers, managers and agents*	220	119	*101*	43	23	*20*	138	67	*71*	78	37	*41*	97	46	*51*	...	...	...	413	198	*215*
242-A.—*Raw jute dealers*	129	51	*78*	301	159	*142*	3,069	1,511	*1,558*	335	194	*141*	1,105	531	*574*	...	...	...	18	11	*7*
243.—*Sacking, tarpaulin and gunny makers*	3,621	920	*2,701*	90	26	*64*	269	69	*200*	213	43	*170*	1,820	1,114	*706*	...	...	...	1,451	505	*946*
244.—*Net makers and sellers* ...	4	2	*2*	21	2	*19*	71	15	*56*	85	15	*70*	37	10	*27*	...	...	...	10	6	*4*
Total Group 41 ...	4,027	1,122	*2,905*	633	266	*367*	3,549	1,663	*1,886*	795	298	*497*	3,459	1,911	*1,548*	4	...	*4*	1,911	723	*1,188*

This content downloaded from 14.194.219.90 on Fri, 09 Feb 2024 06:46:19 +00:00
All use subject to https://about.jstor.org/terms

Group 42.—Dress.																				
247.—*Tailors and darners*	1,673	943	730	2,748	1,381	1,365	1,895	1,098	797	1,384	744	640	1,313	566	747	648	322	326	1,152	602	550
248.—*Milliners and dress-makers*	...	...	...	2	...	2	...	...	...	...	...	...	...	...	...	...	...	...	...	...	...
249.—*Outfitters and clothes and quilt dealers*	91	47	44	3	3	...	...	...	...	...	...	...	8	8	...	...	...	...	...	...	...
250.—*Hosiers and haberdashers* ...	...	...	...	1	1	...	...	...	...	61	31	30	...	...	...	...	...	...	4	2	2
253.—*Umbrella makers and sellers*	97	60	37	6	2	4	9	5	4	94	63	31	16	9	7	43	37	6	3	3	...
254.—*Embroiderers and lace and muslin makers*	137	87	50	...	...	...	169	105	64	...	...	...	97	52	45	...	...	...	...	...	...
257.—*Piece-goods dealers*	6,714	3,369	3,345	4,063	1,981	2,082	2,423	1,359	1,064	2,974	1,551	1,423	2,813	1,440	1,373	1,580	1,385	195	1,148	635	511
Total Group 42 ...	8,712	4,506	4,206	6,821	3,368	3,453	4,496	2,567	1,929	4,513	2,389	2,124	4,247	2,075	2,172	2,271	1,744	527	2,305	1,242	1,063
Total Order XII ...	19,361	9,042	10,319	28,066	13,478	14,588	10,400	5,394	5,006	10,736	5,526	5,210	43,079	21,904	21,175	2,476	1,840	636	8,313	4,309	4,004
ORDER XIII.—METALS AND PRECIOUS STONES.																					
Group 43.—Gold, silver and precious stones.																					
258.—*Gold and silver dealers* ...	582	291	291	185	40	145	583	120	463	33	13	20	388	270	98	59	36	23	48	32	14
259 & 260.—*Gold and silver assayers and workers* ...	4,023	2,066	1,957	6,671	4,529	4,142	5,803	3,007	2,796	7,797	3,933	3,864	6,862	3,126	3,736	456	272	184	1,066	649	417
262.—*Goldsmiths' dust washers* ...	...	...	...	...	...	...	...	...	...	5	2	3	5	3	2	...	...	...	...	...	...
265.—*Electro-platers*	2	2	...	...	...	...	...	...	...	1	1	...	...	...	...	...	...	...	...	...	...
273.—*Pearl and other precious stone dealers*	...	...	...	5	2	3	3	...	3	1	1	...	...	...	...	...	...	...	...	...	...
274.—*Coral dealers*	...	...	...	...	...	...	...	...	...	...	...	...	...	...	...	1	1	...	...	...	...
Total Group 43 ...	4,607	2,359	2,248	8,861	4,571	4,290	6,389	3,127	3,262	7,837	3,950	3,887	7,235	3,399	3,836	516	309	207	1,112	681	431
Group 44.—Brass, copper and bell-metal.																					
276.—*Brass workers and sellers* ...	35	19	16	264	262	2	99	...	99	3	2	1	48	46	...	...	...	...	15	3	12
277.—*Brass-pot makers and sellers*	415	288	127	1,882	934	948	372	249	123	143	91	52	153	81	72	...	...	...	262	118	144
279.—*Copper workers and sellers*	38	35	3	...	...	...	3	3	...	...	...	...	...	...	...	...	...	...	...	...	...
281.—*Bell-metal workers and sellers*	245	100	145	334	19	315	103	63	40	182	83	99	48	2	44	...	...	...	35	24	11
282.—*General workers in brass, copper, &c.*	87	60	27	218	138	80	130	62	78	11	11	...	13	...	13	...	...	...	45	24	21
283.—*Brass and copper dealers* ...	100	75	25	...	...	...	6	...	1	5	5	...	3	...	3	...	...	...	58	14	44
Total Group 44 ...	920	577	343	2,698	1,353	1,345	708	367	341	344	192	152	261	129	132	...	...	...	415	183	232

This content downloaded from 14.194.219.90 on Fri, 09 Feb 2024 06:46:19 +00:00
All use subject to https://about.jstor.org/terms

Occupations.	Dinajpur.			Rajshahi.			Rangpur.			Bogra.			Pabna.			Darjeeling.			Jalpaiguri.		
	Total.	Male.	Female.	Total.	Male.	Female.	Total.	Male.	Female.	Total.	Male.	Female.	Total.	Male.	Female.	Total.	Male.	Female.	Total.	Male.	Female.
CLASS D—*continued.*																					
***ORDER XIII.*—concluded.**																					
Group 45.—Tin, zinc, mercury and lead.																					
284.—Tin workers and sellers ...	60	28	32	55	28	27	7	1	6	...	...	...	7	2	5	9	7	2	23	13	10
286.—Zinc workers and sellers ...	74	36	38	...	...	...	...	...	...	...	...	...	7	5	2	...	...	...	...	...	...
287.—Lead and quicksilver workers and sellers	12	7	5	...	...	...	...	...	...	...	...	...	10	5	5	10	5	5	1	1	...
288.—General workers in tin, lead and zinc	...	...	...	...	...	...	...	...	...	26	10	16	1	...	1	...	...	...	3	3	...
Total Group 45 ...	146	71	75	55	28	27	7	1	6	26	10	16	25	12	13	19	12	7	27	17	10
Group 46.—Iron and steel.																					
290.—Blacksmiths	3,464	1,797	1,667	2,500	1,252	1,248	4,074	2,064	2,010	2,020	1,038	982	3,876	2,022	1,854	730	447	283	794	497	297
291.—Iron and hardware dealers	366	191	175	298	140	158	29	11	18	3	...	3	113	54	59	...	...	...	72	47	25
292.—Nail makers and sellers ...	6	3	3	...	...	...	...	...	...	...	...	...	...	...	...	...	...	...	...	...	...
Total Group 46 ...	3,836	1,991	1,845	2,798	1,392	1,406	4,103	2,075	2,028	2,023	1,038	985	3,989	2,076	1,913	730	447	283	866	544	322
Total Order XIII ...	9,509	4,998	4,511	14,412	7,344	7,068	11,207	5,570	5,637	10,230	5,190	5,040	11,510	5,616	5,894	1,265	768	497	2,420	1,425	995
ORDER XIV.—GLASS POTTERY AND STONEWARE.																					
Group 47.—Glass and China Ware.																					
296.—Bottle dealers	3	3	...	...	...	...	...	...	...	...	...	...	...	...	...	...	...	...	3	2	1
297.—Glass and Chinaware dealers	11	3	8	...	...	...	...	...	...	...	...	...	...	...	...	...	...	...	1	1	...
Total Group 47 ...	14	6	8	...	...	...	...	...	...	...	...	...	...	...	...	...	...	...	4	3	1
Group 48.—Earthen and Stone-Ware.																					
298.—Potters and pipe-bowl makers and sellers	6,338	2,985	3,353	5,951	2,900	3,051	5,718	2,757	2,961	3,810	1,898	1,912	6,760	3,365	3,395	513	259	254	2,035	1,103	932
298—A.—Image makers and sellers	170	92	78	102	46	56	136	62	74	50	25	25	29	11	18	...	...	...	25	15	10

This content downloaded from 14.194.219.90 on Fri, 09 Feb 2024 06:46:19 +00:00
All use subject to https://about.jstor.org/terms

299.—Grindstone and millstone makers and sellers	...	...	...	1	1	...	...	...	...	9	9	...	1	1	...	...	...	...	50	29	21
Total Group 48 ...	6,508	3,077	*3,431*	6,054	2,947	*3,107*	5,854	2,819	*3,035*	3,869	1,932	*1,937*	6,790	3,377	*3,413*	513	259	*254*	2,110	1,147	*963*
Total Order XIV ...	6,522	3,083	*3,439*	6,054	2,947	*3,107*	5,854	2,819	*3,035*	3,869	1,932	*1,937*	6,790	3,377	*3,413*	513	259	*254*	2,114	1,150	*964*
ORDER XV.—WOOD, CANE AND LEAVES &c.																					
Group 49.—Timber and Wood.																					
302.—Timber and bamboo agents and dealers	1,045	561	*484*	275	82	*193*	211	82	*129*	133	59	*74*	185	83	*102*	272	180	*92*	295	174	*121*
303.—Wood cutters and sawyers ...	453	229	*224*	487	234	*253*	2,964	1,497	*1,467*	540	285	*255*	1,402	716	*686*	1,253	966	*287*	385	334	*51*
304.—Carpenters	5,018	2,537	*2,481*	7,162	3,480	*3,682*	4,587	2,538	*2,049*	3,374	1,979	*1,395*	11,951	6,089	*5,862*	1,453	1,171	*282*	1,657	1,136	*521*
305.—Coopers and box makers ...	9	2	*7*	...	...	...	...	...	...	...	...	...	1	1	...	...	...	...	23	14	*9*
Total Group 49 ...	6,525	3,329	*3,1 6*	7,924	3,796	*4,128*	7,762	4,117	*3,645*	4,047	2,323	*1,724*	13,539	6,889	*6,650*	2,978	2,317	*661*	2,360	1,658	*702*
Group 50.—Canework, matting and leaves.																					
306.—Bamboo and rattan splitters, workers and sellers ...	844	432	*412*	450	192	*258*	596	271	*325*	692	344	*348*	1,061	535	*526*	37	5	*32*	527	216	*311*
307.—Basket weavers and winnowing pan makers, &c. ...	2,503	1,069	*1,434*	1,071	510	*561*	1,282	663	*619*	827	310	*517*	1,359	645	*714*	186	146	*40*	251	135	*116*
308.—Mat makers and sellers ...	1,075	416	*659*	567	238	*329*	480	184	*296*	2,253	992	*1,261*	2,642	929	*1,713*	129	75	*54*	307	167	*140*
310.—Leaf-plate makers and sellers	21	6	*15*	245	35	*210*	3	...	*3*	2	...	*2*	...	...	...	111	47	*64*	36	16	*20*
312.—Leaf-fan makers and sellers	2	2	...	3	1	*2*	...	...	...	...	...	...	1	1	...	...	...	...	...	...	...
313.—Brush and comb makers and sellers	34	15	*19*	...	...	...	...	...	...	62	33	*29*	39	21	*18*	87	47	*40*	...	...	...
314.—Broom makers and sellers ...	...	...	...	1	...	*1*	...	...	...	...	...	...	...	...	...	...	...	...	...	...	...
315.—Pith and bark collectors, workers and sellers ...	221	101	*120*	94	59	*35*	96	40	*56*	49	15	*34*	249	114	*135*	5	...	*5*	74	44	*30*
Total Group 50 ...	4,700	2,041	*2,659*	2,431	1,035	*1,396*	2,457	1,158	*1,299*	3,885	1,694	*2,191*	5,351	2,245	*3,106*	555	320	*235*	1,195	578	*617*
Total Order XV ...	11,225	5,370	*5,855*	10,355	4,831	*5,524*	10,219	5,275	*4,944*	7,932	4,017	*3,915*	18,890	9,134	*9,756*	3,533	2,637	*896*	3,555	2,236	*1,319*
ORDER XVI.—DRUGS, GUMS, DYES, &c,																					
Group 51.—Gums, wax and similar Forest produce.																					
319.—Catechu preparers and sellers	22	12	*10*	...	...	...	...	...	...	...	...	...	...	...	...	...	...	...	...	...	...
320.—Lac collectors and sellers ...	...	...	...	...	...	...	9	5	*4*	...	...	...	...	...	...	...	...	...	...	...	...
323.—Wax, honey and minor forest produce collectors and sellers	11	9	*2*	6	5	*1*	...	...	...	...	...	...	...	...	...	12	12	...	13	12	*1*
Total Group 51 ...	33	21	*12*	6	5	*1*	9	5	*4*	...	...	...	...	...	...	12	12	...	13	12	*1*

This content downloaded from 14.194.219.90 on Fri, 09 Feb 2024 06:46:19 +00:00
All use subject to https://about.jstor.org/terms

Occupations.	Dinajpur.			Rajshahi.			Rangpur.			Bogra.			Pabna.			Darjeeling.			Jalpaiguri.		
	Total.	Male.	Female.	Total.	Male.	Female.	Total.	Male.	Female.	Total.	Male.	Female.	Total.	Male.	Female.	Total.	Male.	Female.	Total.	Male.	Female.
CLASS D—*concluded.*																					
***ORDER XVI.*—concluded.**																					
Group 52.—Drugs, dyes, pigments, &c.																					
324.—Chemists and druggists	35	19	*16*	11	8	*3*	25	12	*13*	26	20	*6*	9	6	*3*	9	5	*4*	8	3	*5*
328.—Soap-makers and sellers ...	...	...	...	1	1	...	...	...	...	15	14	*1*	...	...	...	...	...	...	...	...	...
330.—Indigo dealers	...	...	...	8	5	3	...	...	...	...	...	...	24	13	*11*	...	...	...	...	...	...
336.—Kanku (red powder) preparers and sellers ...	26	20	*6*	...	...	...	...	...	...	8	5	*3*	31	23	*8*	...	...	...	...	...	...
336—A.—Paint shop-keepers ...	24	24	...	...	...	...	...	...	...	...	...	...	...	...	...	...	...	...	...	...	...
337.—Perfume preparers and sellers	89	43	*46*	46	25	*21*	21	11	*10*	19	8	*11*	...	...	...	...	...	..	13	6	*7*
Total Group 52 ...	174	106	*68*	66	39	*27*	46	23	*23*	68	47	*21*	64	42	*22*	9	5	*4*	21	9	*12*
Total Order XVI ...	207	127	*80*	72	44	*28*	55	28	*27*	68	47	*21*	64	42	*22*	21	17	*4*	34	21	*13*
ORDER XVII.—LEATHER, HORNS, BONES, AND GREASE.																					
Group 53.—Leather, &c.																					
338.—Tanners, curriers, and hide sellers	691	329	*362*	500	255	*245*	2,053	998	*1,055*	502	254	*248*	1,982	930	*1,052*	...	...	...	209	154	*55*
339.—Shoe, sandals, boot makers and sellers	1,019	638	*381*	1,257	670	*587*	1,051	562	*489*	912	499	*413*	430	196	*234*	356	275	*81*	357	217	*140*
342.—Hide, horns and bone dealers	1,958	1,120	*838*	3,682	1,861	*1,821*	3,093	1,692	*1,401*	1,334	723	*611*	2,861	1,548	*1,313*	70	38	*32*	524	382	*142*
345.—Grease preparers and sellers	2	1	*1*	7	4	3	...	...	...	...	...	...	...	...	...	...	...	...	...	...	...
Total Group 53 and Order XVII...	3,670	2,088	*1,582*	5,446	2,790	*2,656*	6,197	3,252	*2,945*	2,748	1,476	*1,272*	5,273	2,674	*2,599*	426	313	*113*	1,090	753	*337*
TOTAL CLASS D ...	110,854	54,005	56,849	145,270	72,505	72,765	122,160	59,500	62,660	81,939	40,746	41,193	189,561	94,135	95,426	17,788	12,264	5,524	39,382	21,012	18,370
CLASS E.—COMMERCE, TRANSPORT, STORAGE.																					
ORDER XVIII.—COMMERCE.																					
Group 54.—Dealers in money and securities.																					
346.—Bankers and Bank Managers	...	...	...	...	...	...	...	...	...	...	...	...	...	...	...	...	...	...	2	...	2

This content downloaded from 14.194.219.90 on Fri, 09 Feb 2024 06:46:19 +00:00
All use subject to https://about.jstor.org/terms

347.—Money lenders and pawnbrokers	4,304	2,411	1,893	1,438	878	560	5,781	3,411	2,370	2,735	1,311	1,424	1,313	649	644	...	...	...	1,188	612	576
350.—Money changers and testers and bill collectors	127	66	61	21	10	11	9	4	5	84	47	37	11	2	9	...	...	...	58	30	28
351.—Bank clerks, cashiers, etc. ...	...	...	...	165	96	69	...	...	...	87	45	42	1	1	...	14	6	8	8	6	2
Total Group 54 ...	4,431	2,477	1,954	1,624	984	640	5,790	3,415	2,375	2,906	1,403	1,503	1,325	652	673	14	6	8	1,256	648	608
Group 55.—General Merchandise.																					
352.—General merchants	4,516	2,389	2,127	3,685	1,928	1,757	4,444	2,352	2,092	2,163	1,101	1,062	6,583	3,253	3,330	117	80	37	1,881	1,076	785
353.—Merchants, managers, clerks, etc.	300	186	114	447	263	184	240	167	73	328	223	105	1,388	714	674	...	...	...	94	79	15
Total Group 55 ...	4,816	2,575	2,241	4,142	2,201	1,941	4,684	2,519	2,165	2,491	1,324	1,167	7,971	3,967	4,004	117	80	37	1,955	1,155	800
Group 56.—Dealing unspecified.																					
354.—Shopkeepers' clerks, etc. ...	152	112	40	63	44	19	17	13	4	8	5	3	60	25	35	...	...	...	407	248	159
355.—Shopkeepers and money lenders' servants	90	67	23	199	104	95	67	60	7	174	79	95	436	267	169	101	94	7	55	48	7
356.—Shopkeepers, otherwise unspecified	3,518	1,847	1,671	2,199	852	1,347	10,360	5,336	5,024	3,861	2,010	1,851	31,233	15,879	15,354	827	498	329	3,002	2,029	973
357.—Pedlars, hawkers, etc.	29	23	6	17	10	7	61	35	26	13	5	8	569	355	214	8	3	5	250	154	96
Total Group 56 ...	3,789	2,049	1,740	2,478	1,010	1,468	10,505	5,444	5,061	4,056	2,099	1,957	32,298	16,526	15,772	936	595	341	3,714	2,479	1,235
Group 57.—Middlemen, etc.																					
(a).—Brokers, &c.																					
358.—Brokers, Agents, Dubash ...	312	210	102	240	139	101	651	406	245	37	23	14	284	152	132	534	422	112	117	86	31
Total Group 57(a) ...	312	210	102	240	139	101	651	406	245	37	23	14	284	152	132	534	422	112	117	86	31
(b).—Contractors and Farmers.																					
360.—Farmers of tolls and ferries	5	3	2	25	16	9	27	17	10	36	22	14	26	17	9	9	4	5	30	14	16
360—A.—Lessees of Pounds	5	4	1	9	6	3	...	...	...	2	2	...	3	2	1	...	...	...	5	4	1
362.—Lessees of and Superintendents of markets, stalls, etc.	15	9	6	1	1	...	9	9	...	4	3	1	4	2	2	2	2	...	20	9	11
363.—Contractors, otherwise unspecified	188	123	65	186	87	99	16	4	12	67	23	44	58	22	36	285	263	32	96	56	40
364.—Contractors for labour, Emigration Agents, etc.	56	54	2	129	115	14	106	104	2	14	14	...	4	...	4	4	4	...	16	10	6
Total Group 57(b) ...	269	193	76	350	225	125	158	134	24	123	64	59	95	43	52	310	273	37	167	93	74
Total Group 57 ...	581	403	178	590	364	226	809	540	269	160	87	73	379	195	184	844	695	149	284	179	105
Total Order XVIII ...	13,617	7,504	6,113	8,834	4,559	4,275	21,788	11,918	9,870	9,613	4,913	4,700	41,973	21,340	20,633	1,911	1,376	535	7,209	4,461	2,748

This content downloaded from 14.194.219.90 on Fri, 09 Feb 2024 06:46:19 +00:00
All use subject to https://about.jstor.org/terms

Occupations.	Dinajpur.			Rajshahi.			Rangpur.			Bogra.			Pabna.			Darjeeling.			Jalpaiguri.		
	Total.	Male.	Female.	Total.	Male.	Female.	Total.	Male.	Female.	Total.	Male.	Female.	Total.	Male.	Female.	Total.	Male.	Female.	Total.	Male.	Female.
CLASS E—*continued.*																					
ORDER XIX.—TRANSPORT AND STORAGE.																					
Group 58.—Railway.																					
(*a*).—Administration.																					
369.—Engineers	5	4	*1*	...	...	...	...	...	...	4	1	*3*	14	7	*7*	17	11	*6*	...	...	...
370.—Clerical staff in Railway establishment	40	18	*22*	3	2	*1*	...	...	...	12	4	*8*	2	...	*2*	69	42	*27*	28	19	*9*
Total Group 58 (a) ...	45	22	*23*	3	2	*1*	...	...	...	16	5	*11*	16	7	*9*	86	53	*33*	28	19	*9*
(*b*).—Working Staff.																					
371.—Station Masters and Inspectors	36	24	*12*	33	16	*17*	22	13	*9*	30	19	*11*	3	17	*16*	32	12	*20*	23	13	*10*
372.—Guards, drivers, firemen, etc.	13	10	*3*	2	2	...	5	...	*5*	...	...	...	43	33	*10*	24	12	*12*	21	17	*4*
373.—Pointsmen, shunters, etc. ...	469	302	*167*	383	290	*93*	410	249	*161*	436	372	*64*	289	221	*68*	298	228	*70*	166	146	*20*
Total Group 58(b) ...	518	336	*182*	418	308	*110*	437	262	*175*	466	391	*75*	365	271	*94*	354	252	*102*	210	176	*34*
Total Group 58 ...	563	358	*205*	421	310	*111*	437	262	*175*	482	396	*86*	381	278	*103*	440	305	*135*	238	195	*43*
Group 59.—Road.																					
(*a*).—Cart, Carriages and Tramway Owners and Drivers.																					
375.—Cart owners and drivers, etc.	1,827	1,014	*813*	3,387	1,756	*1,631*	700	393	*307*	875	453	*422*	1,365	810	*555*	768	571	*197*	2,666	1,730	*936*
376.—Livery stable-keepers, etc. ...	27	27	...	30	...	*30*	...	...	...	...	...	...	...	...	...	...	...	...	...	...	...
377.—Drivers, stable-boys, etc. ...	...	...	...	...	...	...	...	...	...	...	...	...	...	...	...	...	...	...	...	...	...
378.—Palki owners, bearers, etc. ...	1,213	866	*347*	3,215	2,194	*1,021*	7,323	4,493	*2,830*	4,690	3,780	*910*	9,040	5,771	*3,269*	194	124	*70*	1,420	896	*524*
Total Group 59(a) ...	3,067	1,907	*1,160*	6,632	3,950	*2,682*	8,023	4,886	*3,137*	5,565	4,233	*1,332*	10,405	6,581	*3,824*	1,232	851	*381*	4,087	2,627	*1,460*
(*b*).—Carriers by pack animals.																					
379.—Pack-bullock owners, drivers, etc.	48	28	*20*	...	...	...	1	1	...	...	...	...	163	133	*95*	...	...	...	59	59	...

This content downloaded from 14.194.219.90 on Fri, 09 Feb 2024 06:46:19 +00:00
All use subject to https://about.jstor.org/terms

380.—Pack camel, elephant, &c., owners and drivers	1	1	...	...	...	...	...	...	...	...	..	...	2	2	...	33	29	4	...	...	...
Total Group 59 (b) ...	49	29	20	...	...	...	1	1	...	...	...	...	165	140	25	33	29	4	59	59	...
Total Group 59 ...	3,116	1,936	1,180	6,632	3,950	2,682	8,024	4,887	3,137	5,565	4,233	1,332	10,570	6,721	3,849	1,265	880	385	4,148	2,686	1,460
Group 60.—Water.																					
(a).—Owners, &c., of Vessels.																					
381.—Ship owners, Companies and Agents	1	1	...	...	...	...	1	1	...	...	...	...	...	...	...	...	...	...	...	...	...
382.—Shipping clerks, supercargoes, etc.	...	...	...	...	...	...	6	6	...	...	...	...	3	2	1	...	...	...	...	...	...
383.—Boat and barge owners, etc. ...	41	21	20	745	510	235	58	58	...	507	464	43	1,727	1,343	384	...	...	...	...	...	...
Total Group 60(a) ...	42	22	20	745	510	235	65	65	...	507	464	43	1,730	1,345	385	...	...	...	...	...	...
(b).—Working Staff of Vessels.																					
384.—Ships' officers, sailors, etc. ...	2	2	...	85	75	10	38	36	...	15	13	2	205	137	68	...	...	...	...	...	...
385.—Barge and Boatmen	2,341	2,209	132	183	2,719	444	913	473	440	1,035	881	154	7,493	5,088	2,405	23	23	...	260	148	112
Total Group 60 (b) ...	2,343	2,211	132	3,248	2,794	454	949	509	440	1,050	894	156	7,698	5,225	2,473	23	23	...	260	148	112
Total Group 60 ...	2,385	2,233	152	3,993	3,304	689	1,014	574	440	1,557	1,358	199	9,428	6,570	2,858	23	23	...	260	148	112
Group 61.—Messages.																					
(a).—Post, &c.																					
390.—Postal Directors, Postmasters, and clerks, etc.	167	101	66	132	50	82	57	36	21	63	37	26	95	33	62	53	44	9	39	36	3
391.—Postal messengers, runners, etc.	179	107	72	243	125	118	123	70	53	141	91	50	199	98	101	171	114	57	171	149	22
392.—Messengers (unspecified) ...	1,472	658	814	504	280	224	1,003	537	466	1,165	700	465	892	462	430	1,054	578	496	390	251	139
Total Group 61(a) ...	1,818	866	952	879	455	424	1,183	643	540	1,369	828	541	1,176	593	583	1,278	736	542	600	436	164
(b).—Telegraph and Telephone.																					
393.—Telegraph officers and clerical establishment	...	...	...	14	8	6	...	...	...	...	...	...	8	5	3	...	...	...	32	21	11
394.—Signallers and messengers ...	...	...	...	...	...	...	...	...	...	4	4	...	...	...	...	...	...	...	12	5	7
Total Group 61(b) ...	...	...	...	14	8	6	...	...	...	4	4	...	8	5	3	...	...	...	44	26	18
Total Group 61 ...	1,818	866	952	893	463	430	1,183	643	540	1,373	832	541	1,184	598	586	1,278	736	542	644	462	182

This content downloaded from 14.194.219.90 on Fri, 09 Feb 2024 06:46:19 +00:00
All use subject to https://about.jstor.org/terms

Occupations.	Dinajpur.			Rajshahi.			Rangpur.			Bogra.			Pabna.			Darjeeling.			Jalpaiguri.		
	Total.	Male.	Female.	Total.	Male.	Female.	Total.	Male.	Female.	Total.	Male.	Female.	Total.	Male.	Female.	Total.	Male.	Female.	Total.	Male.	Female.
CLASS E—*concluded.*																					
***ORDER XIX*—concluded.**																					
Group 62.—Storage and Weighing.																					
396.—Warehouse owners, keepers, etc.	...	...	...	...	...	...	...	...	...	35	15	20	19	...	19	...	...	...	...	...	...
397.—Warehouse service	...	...	...	20	...	20	10	10	...	6	...	6	...	...	...	...	...	...	1	...	1
398.—Porters (general)	68	68	...	2	2	...	2	...	2	49	34	15	...	...	...	1	...	1	14	14	...
399.—Weighmen and measurers ...	217	123	94	159	73	86	141	80	61	142	81	61	825	406	419	...	...	...	35	18	17
400.—Watchmen	...	...	...	...	...	...	...	...	...	19	19	...	17	15	2	...	...	...	9	8	1
Total Group 62 ...	285	191	94	181	75	106	153	90	63	251	149	102	861	421	440	1	...	1	59	40	19
Total Order XIX ...	8,167	5,584	2,583	12,120	8,102	4,018	10,811	6,456	4,355	9,228	6,968	2,260	22,424	14,588	7,836	3,007	1,944	1,063	5,347	3,531	1,816
TOTAL CLASS E ...	21,784	13,088	8,696	20,954	12,661	8,293	32,599	18,874	14,225	18,841	11,881	6,960	64,397	35,928	28,469	4,918	3,320	1,598	12,556	7,992	4,564
CLASS F.—PROFESSIONS.																					
ORDER XX.—LEARNED AND ARTISTIC PROFESSIONS.																					
Group 63.—Religion.																					
***(a).*—Priests, Ministers, &c.**																					
401.—Priests, ministers, Preachers and missionaries	2,174	1,284	890	5,043	2,454	2,589	5,583	3,176	2,407	4,419	2,353	2,066	9,751	4,580	5,171	554	465	89	547	332	215
402.—Catechists, readers, Zanana Mission service, &c. ...	1	1	...	...	...	...	3	...	3	1	1	...	...	...	...	...	...	...	...	...	...
403.—Exorcists, hail-averters, &c.	5	1	4	...	...	...	...	...	...	...	...	...	4	4	...	48	38	8	3	1	2
Total Group 63 (a) ...	2,180	1,286	894	5,043	2,454	2,589	5,586	3,176	2,410	4,420	2,354	2,066	9,755	4,584	5,171	600	503	97	550	333	217
***(b).*—Subsidiary religious services, &c.**																					
404.—Religious mendicants and inmates of monasteries, convents, &c.	176	81	95	126	75	51	47	28	19	29	16	13	40	7	33	57	43	14	63	57	6
405.—Church, Temple, Mujid and Pagoda service	87	46	41	64	28	36	28	27	1	30	21	18	113	21	92	...	...	...	39	18	21

This content downloaded from 14.194.219.90 on Fri, 09 Feb 2024 06:46:19 +00:00
All use subject to https://about.jstor.org/terms

405.—A.—Circumcisers...	58	30	28	21	9	12	7	7	...	49	18	31	...	...	...	...	...	...	...	...
Total Group 63 (b) ...	321	157	164	211	111	100	82	62	20	117	55	62	153	28	125	57	43	14	102	75	27
Total Group 63 ...	2,501	1,443	1,058	5,254	2,565	2,689	5,668	3,238	2,430	4,537	2,409	2,128	9,908	5,612	5,296	657	546	111	652	408	244
Group 64.—Education.																					
406.—*Administrative & Inspecting Officials*	10	8	2	16	5	11	...	...	...	27	15	12	6	6	...	...	...	...	19	3	7
407.—*Principals, Professors, & Teachers*	1,551	996	555	1,068	742	324	1,929	1,556	373	843	489	354	1,047	581	466	390	252	138	510	326	184
409.—*Clerks, &c., on establishments of Educational Institutions*	...	...	...	7	5	2	...	...	...	...	...	...	...	...	...	...	...	...	...	...	...
Total Group 64 ...	1,561	1,004	557	1,089	752	337	1,929	1,556	373	870	504	366	1,053	587	466	390	252	138	520	329	191
Group 65.—Literature.																					
409.—*Authors, Editors, Journalists, etc.*	...	...	...	2	...	2	...	...	...	...	...	...	...	...	...	...	...	...	...	...	...
411.—*Private Secretaries & Clerks*	1,011	655	356	634	347	287	777	494	283	401	224	177	387	215	172	529	347	182	240	191	49
412.—*Public Scribes & Copyists* ...	32	12	20	1	1	...	4	4	...	3	3	...	18	7	11	...	...	...	...	...	...
Total Group 65 ...	1,043	667	376	637	348	289	781	498	283	404	227	177	405	222	183	529	347	182	240	191	49
Group 66.—Law.																					
414.—*Barristers, Advocates & pleaders*	316	162	154	434	231	203	528	302	226	233	106	127	568	288	280	34	21	13	151	90	61
416.—*Law-agents, Muktears, &c.* ...	372	192	180	373	250	123	394	242	152	328	180	148	277	138	139	...	...	...	189	130	59
417.—*Articled Clerks and other lawyer's clerks*	6	6	...	34	13	21	117	79	38	78	53	25	44	17	27	...	...	...	41	31	10
418.—*Stamp Vendors*	41	29	12	42	9	33	101	65	36	25	16	9	40	18	22	1	1	...	72	41	31
419.—*Petition-writers*	...	...	...	4	...	4	...	...	...	...	...	...	...	...	...	...	...	...	5	1	4
Total Group 66 ...	735	389	346	887	503	384	1,140	688	452	664	355	309	929	461	468	35	22	13	458	293	165
Group 67.—Medicine.																					
(a).—Practitioners.																					
420.—*Administrative and Inspecting staff*	...	...	...	5	...	5	...	...	...	...	...	...	12	...	19	...	...	...	...	...	...
421.—*Practitioners by diploma* ...	2	2	...	4	2	2	...	...	...	6	3	3	15	9	6	...	...	...	12	11	1
422.—*Practitioners without diploma*	2,049	1,102	947	2,753	1,521	1,232	2,519	1,256	1,263	2,019	1,027	992	2,280	1,152	1,128	498	322	176	289	249	150
425.—*Vaccinators*	36	23	13	58	28	30	7	7	...	116	68	48	35	24	11	10	10	...	65	48	17
426.—*Midwives*	642	145	497	1,366	354	1,012	538	173	365	159	33	126	309	68	241	1	1	...	193	59	134
Total Group 67 (a) ...	2,729	1,272	1,457	4,206	1,905	2,301	3,064	1,436	1,628	2,297	1,131	1,166	2,651	1,253	1,398	509	333	176	669	367	302

This content downloaded from 14.194.219.90 on Fri, 09 Feb 2024 06:46:19 +00:00
All use subject to https://about.jstor.org/terms

RAJSHAHI DIVISION—*continued.*

Occupations.	Dinajpur.			Rajshahi.			Rangpur.			Bogra.			Pabna.			Darjeeling.			Jalpaiguri.		
	Total.	Male.	Female.	Total.	Male.	Female.	Total.	Male.	Female.	Total.	Male.	Female.	Total.	Male.	Female.	Total.	Male.	Female.	Total.	Male.	Female.
CLASS F—*continued.*																					
***ORDER XX*—concluded.**																					
(b).—Subsidiary Medical Services.																					
428.—*Compounders, nurses, and hospital service, &c.*	3	3	...	17	5	12	9	9	...	8	5	3	1	1	...	1	1	...	24	17	7
Total Group 67 (b) ...	3	3	...	17	5	12	9	9	...	8	5	3	1	1	...	1	1	...	24	17	7
Total Group 67 ...	2,732	1,275	1,457	4,223	1,910	2,313	3,073	1,445	1,628	2,305	1,136	1,169	2,652	1,254	1,398	510	334	176	693	384	309
Group 68.—Engineering and Surveying.																					
(a).—Engineers, Architects and Surveyors.																					
429.—*Administrative and Inspecting Staff*	9	6	3	...	...	...	...	...	...	...	...	...	...	...	...	...	...	...	...	...	...
430.—*Civil Engineers and Architects*	...	...	...	9	4	5	7	3	4	6	3	3	6	4	2	20	8	12	25	12	13
431.—*Topographical and Revenue Surveyors*	...	...	...	...	...	...	...	...	...	3	1	2	...	...	...	...	...	...	39	22	17
Total Group 68 (a) ...	9	6	3	9	4	5	7	3	4	9	4	5	6	4	2	20	8	12	64	34	30
(b).—Subsidiary Staff.																					
432.—*Draughtsmen*	17	11	6	60	39	21	144	80	64	32	22	10	45	19	26	486	300	186	254	215	39
433.—*Clerks, &c., in offices of the above*	...	...	...	7	7	...	...	...	...	3	3	...	...	...	...	...	...	...	132	88	44
Total Group 68 (b) ...	17	11	6	67	46	21	144	80	64	35	25	10	45	19	26	486	300	186	386	303	83
Total Group 68 ...	26	17	9	76	50	26	151	83	68	44	29	15	51	23	28	506	308	198	450	337	113
Group 69.—Other Sciences.																					
(b).—Minor Sciences, &c.																					
437.—*Astrologers, Genealogists and Horoscope casters* ...	12	4	8	37	16	21	56	24	32	52	25	27	214	103	111	...	...	...	...	...	...
438.—*Almanac-makers and sellers*	...	...	...	...	...	...	...	...	...	...	...	...	2	...	2	...	...	...	1	1	...
Total Group 69 (b) ...	12	4	8	37	16	21	56	24	32	52	25	27	216	103	113	...	...	...	1	1	...
Total Group 69 ...	12	4	8	37	16	21	56	24	32	52	25	27	216	103	113	...	...	...	1	1	...

This content downloaded from 14.194.219.90 on Fri, 09 Feb 2024 06:46:19 +00:00
All use subject to https://about.jstor.org/terms

Group 70.—Pictorial Art and Sculpture.																				
440.—Painters, Superintendents of Schools of Art, &c.	44	21	*23*	163	85	*78*	94	42	*52*	49	22	*27*	418	204	*214*	58	22	*36*	45	20	*25*
442.—Photographers	...	...	...	2	2	...	...	...	...	...	...	...	...	...	...	...	...	...	5	3	*2*
Total Group 70 ...	44	21	*23*	165	87	*78*	94	42	*52*	49	22	*27*	418	204	*214*	58	22	*36*	50	23	*27*
Group 71.—Music, Acting, Dancing.																				
443.—Music Composers and Teachers	...	...	...	...	...	...	...	...	...	2	2	...	...	...	...	...	...	...	...	...	...
444.—Band-masters and Players ...	1,664	901	*763*	4,413	2,427	*1,986*	6,490	3,632	*2,858*	2,500	1,273	*1,227*	3,603	1,914	*1,689*	4	...	*4*	1,603	901	*702*
446.—Actors, Singers and Dancers and their accompanists ...	356	200	*156*	86	53	*33*	91	49	*42*	148	83	*65*	308	151	*157*	35	26	*9*	133	72	*61*
Total Group 71 ...	2,020	1,101	*919*	4,499	2,480	*2,019*	6,581	3,681	*2,900*	2,650	1,358	*1,292*	3,911	2,065	*1,846*	39	26	*13*	1,736	973	*763*
Total Order XX ...	10,674	5,921	*4,753*	16,887	8,711	*8,156*	19,473	11,255	*8,218*	11,575	6,065	*5,510*	19,543	9,531	*10,012*	2,724	1,857	*867*	4,800	2,939	*1,861*
ORDER XXI.—SPORT AND AMUSEMENT.																				
Group 72.—Sport.																				
448.—Shikaris, Falconers, Bird catchers	118	74	*44*	90	67	*23*	66	37	*29*	62	27	*35*	12	10	*2*	58	36	*22*	6	6	...
Total Group 72 ...	118	74	*44*	90	67	*23*	66	37	*29*	62	27	*35*	12	10	*2*	58	36	*22*	6	6	...
Group 73.—Exhibition and games.																				
***(a).*—Catching and Training animals.**																				
450.—Exhibitors of Trained Animals	65	31	*34*	88	57	*31*	78	51	*27*	21	14	*7*	4	4	...	...	...	...	4	2	*2*
Total Group 73 (a) ...	65	31	*34*	88	57	*31*	78	51	*27*	21	14	*7*	4	4	...	...	...	...	4	2	*2*
***(b).*—Conjuring, Fortune-telling, &c.**																				
453.—Buffoons	2	2	...	5	...	*5*	...	...	...	...	...	...	5	3	*2*	...	...	...	...	...	...
454.—Story and Ballad reciters ...	33	25	*8*	8	6	...	...	...	...	...	...	...	9	3	*6*	...	...	...	2	2	...
455.—Exhibitors of puppets ...	3	...	*3*	...	...	...	...	...	...	...	...	...	8	5	*3*	11	6	*5*	2	...	*2*
456.—Conjurors and fortune-tellers	28	14	*14*	12	12	...	10	...	*10*	5	4	*1*	22	11	*11*	...	...	...	2	2	...
Total Group 73 (b) ...	66	41	*25*	23	18	*5*	10	...	*10*	5	4	*1*	44	22	*22*	11	6	*5*	6	4	*2*

This content downloaded from 14.194.219.90 on Fri, 09 Feb 2024 06:46:19 +00:00
All use subject to https://about.jstor.org/terms

RAJSHAHI DIVISION—*concluded.*

Occupations.	Dinajpur.			Rajshahi.			Rangpur.			Bogra.			Pabna.			Darjeeling.			Jalpaiguri.		
	Total.	Male.	Female.	Total.	Male.	Female.	Total.	Male.	Female.	Total.	Male.	Female.	Total.	Male.	Female.	Total.	Male.	Female.	Total.	Male.	Female.
CLASS F—*concluded.*																					
***ORDER XXI*—concluded.**																					
(c).—Acrobatics & athletics.																					
457.—Tumblers, Acrobats, Wrestlers, &c.	105	58	47	59	35	24	73	39	34	82	49	33	5	1	4	...	...	...	16	13	3
Total Group 73 (c) ...	105	58	47	59	35	24	73	39	34	82	49	33	5	1	4	...	...	...	16	13	3
(d).—Service of places of entertainment.																					
460.—Billiard room and theatre owners, &c.	...	...	...	...	...	...	...	...	...	...	...	...	...	...	...	...	...	...	7	2	5
Total Group 73 (d) ...	...	...	...	...	...	...	...	...	...	...	...	...	...	...	...	...	...	...	7	2	5
Total Group 73 ...	236	130	106	170	110	60	161	90	71	108	67	41	53	27	26	11	6	5	33	21	12
Total Order XXI ...	354	204	150	260	177	83	227	127	100	170	94	76	65	37	28	69	42	27	39	27	12
TOTAL CLASS F ...	11,028	6,125	4,903	17,127	8,888	8,239	19,700	11,382	8,318	11,745	6,159	5,586	19,608	9,568	10,040	2,793	1,899	894	4,839	2,966	1,873
CLASS G.—INDEFINITE AND INDEPENDENT.																					
ORDER XXIII.—INDEFINITE																					
Group 74.—Unskilled labour.																					
(a).—Special branches.																					
461.—Well sinkers	57	30	27	...	...	...	...	...	...	...	...	...	...	...	...	...	...	...	...	...	...
462.—Tank diggers and excavators	3,581	2,520	1,061	228	151	77	2,815	2,152	663	2,862	2,388	474	1,182	908	274	...	...	...	1,009	993	16
463.—Road, canal, and Railway labourers	...	...	...	...	...	...	1	...	1	17	17	...	1	...	1	...	...	...	400	280	120
466.—Rice-pounders and huskers ...	14,944	3,405	11,539	11,411	1,383	10,028	14,595	3,773	10,822	4,249	1,151	3,098	6,567	758	5,809	256	4	252	2,988	657	2,331
Total Group 74 (a) ...	18,582	5,955	12,627	11,639	1,534	10,105	17,411	5,925	11,486	7,128	3,556	3,572	7,750	1,666	6,084	256	4	252	4,397	1,930	2,467
(b).—General.																					
467.—General labour	67,909	39,622	28,287	106,850	59,243	47,607	101,202	59,895	41,307	12,115	7,806	4,309	120,953	64,377	56,576	60,250	30,283	29,967	57,623	34,859	22,764
Total Group 74 (b) ...	67,909	39,622	28,287	106,850	59,243	47,607	101,202	59,895	41,307	12,115	7,806	4,309	20,953	64,377	56,576	60,250	30,283	29,967	57,623	34,859	22,764
Total Group 74 ...	86,491	45,577	40,914	118,489	60,777	57,712	118,613	65,820	52,793	19,243	11,362	7,881	128,703	66,043	62,660	60,506	30,287	30,219	62,020	36,789	25,231

This content downloaded from 14.194.219.90 on Fri, 09 Feb 2024 06:46:19 +00:00
All use subject to https://about.jstor.org/terms

Group 75.—Undefined, &c.																				
468—A.—Indefinite and unspecified	241	112	*129*	7	3	*4*	71	6	*65*	56	56	...	37	24	*13*	958	756	*202*	4	4	...
468—B.—Disreputable means of livelihood	781	29	*752*	2,371	92	*2,279*	1,906	119	*1,787*	1,004	160	*844*	2,226	139	*2,087*	57	3	*54*	172	30	*142*
Total Group 75 ...	1,022	141	*881*	2,378	95	*2,283*	1,977	125	*1,852*	1,060	216	*844*	2,263	163	*2,100*	1,015	759	*256*	176	34	*142*
Total Order XXIII ...	87,513	45,718	*41,795*	120,887	60,872	*59,995*	120,590	65,945	*54,645*	20,303	11,578	*8,725*	130,966	66,206	*64,760*	61,521	31,046	*30,475*	62,198	36,823	*25,373*
ORDER XXIV.—INDEPENDENT OF WORK.																					
Group 76.—Property and alms.																					
(*a*).—Property and allowances.																					
469.—House-rent, shares, &c. ...	35	18	*17*	...	...	...	9	8	*1*	7	2	*5*	41	3	*38*	16	...	*16*	10	1	*9*
470.—Allowances from patrons or relatives	56	10	*46*	19	6	*13*	104	22	*82*	3	1	*2*	12	...	*12*	42	4	*38*	42	18	*24*
Total Group 76 (a) ...	91	28	*63*	19	6	*13*	113	30	*83*	10	3	*7*	53	3	*50*	58	4	*54*	52	19	*33*
(*b*).—Charity and endowment.																					
471.—Educational or other endowments	...	...	...	...	...	...	...	...	...	...	...	...	1	...	*1*	...	...	...	...	...	...
472.—Mendicancy	20,172	10,009	*10,163*	19,938	8,809	*11,129*	44,120	20,548	*23,572*	11,197	4,906	*6,291*	17,499	7,747	*9,752*	1,063	837	*226*	6,319	3,218	*3,101*
Total Group 76 (b) ...	20,172	10,009	*10,163*	19,938	8,809	*11,129*	44,120	20,548	*23,572*	11,197	4,906	*6,291*	17,500	7,747	*9,753*	1,063	837	*226*	6,319	3,218	*3,101*
Total Group 76 ...	20,263	10,037	*10,226*	19,957	8,815	*11,142*	44,233	20,578	*23,655*	11,207	4,909	*6,298*	17,553	7,750	*9,803*	1,121	841	*280*	6,371	3,237	*3,134*
Group 77.—Supported at the public charge.																					
(*a*).—Pension.																					
473.—Pension, Civil Service	...	...	...	12	4	*8*	9	9	...	1	1	...	3	...	*3*	...	...	...	64	17	*47*
474.—Pension, Military Service ...	...	...	...	...	...	...	...	...	...	...	...	...	...	...	...	1	...	*1*	...	...	...
474—A.—Pension, unspecified ...	6	2	*4*	19	5	*14*	...	...	...	22	10	*12*	2	...	*2*	67	33	*34*	22	20	*2*
Total Group 77(a) ...	6	2	*4*	31	9	*22*	9	9	...	23	11	*12*	5	...	*5*	68	33	*35*	86	37	*49*
(*b*).—Prisoners.																					
476.—Prisoners under trial	33	27	*6*	17	16	*1*	32	31	*1*	24	23	*1*	7	7	...	2	2	...	3	1	*2*
477.—Prisoners for debt	...	...	...	...	...	...	...	...	...	1	1	...	4	4	...	...	...	...	4	4	...
478.—Prisoners convicted or in reformatories, &c.	185	174	*11*	725	703	*22*	206	201	*4*	63	62	*1*	160	156	*4*	88	79	*7*	99	95	*4*
Total Group 77 (b) ...	218	201	*17*	742	719	*23*	237	232	*5*	88	86	*2*	171	167	*4*	88	81	*7*	106	100	*6*
Total Group 77 ...	224	203	*21*	773	728	*45*	246	241	*5*	111	97	*14*	176	167	*9*	156	114	*42*	192	137	*55*
Total Order XXIV ...	20,487	10,240	*10,247*	20,730	9,543	*11,187*	44,479	20,819	*23,660*	11,318	5,006	*6,312*	17,729	7,917	*9,812*	1,277	955	*322*	6,563	3,374	*3,189*
TOTAL CLASS G ...	108,000	55,958	52,042	141,597	70,415	71,182	165,069	86,764	78,305	31,621	16,584	15,037	148,695	74,123	74,572	62,798	32,001	30,797	68,759	40,197	28,562

This content downloaded from 14.194.219.90 on Fri, 09 Feb 2024 06:46:19 +00:00
All use subject to https://about.jstor.org/terms



This content downloaded from
14.194.219.90 on Fri, 09 Feb 2024 06:46:19 +00:00
All use subject to https://about.jstor.org/terms

Occupations.	Dacca.			Faridpur.			Bakharganj.			Maimansingh.		
	Total.	Male.	Female.	Total.	Male.	Female.	Total.	Male.	Female.	Total.	Male.	Female.
CLASS A.—GOVERNMENT.												
ORDER I.—ADMINISTRATION.												
Group 1.—Service of the Imperial and Provincial Governments.												
2.—Officers	735	266	*469*	178	73	*105*	168	89	79	111	44	67
3.—Office Superintendents and Clerical establishments, &c.	3,939	2,047	*1,892*	2,560	1,354	*1,206*	2,112	1,233	*879*	861	532	*409*
4.—Messengers, constables, &c.	6,856	4,009	*2,847*	3,193	1,543	*1,650*	2,979	1,664	*1,315*	2,975	1,921	*1,054*
Total Group 1 ...	11,530	6,322	*5,208*	5,931	2,970	*2,961*	5,259	2,986	*2,273*	4,047	2,517	*1,530*
Group 2.—Service of Local and Municipal Bodies.												
5.—Inspecting and Supervising officials...	46	33	*13*	21	9	*12*	7	5	2	10	4	*6*
6.—Clerical establishments	137	69	*68*	14	6	*8*	80	41	*39*	41	3	*38*
7.—Menials	509	264	*245*	9	9	...	59	34	*25*	23	15	*8*
Total Group 2 ...	692	366	*326*	44	24	*20*	146	80	*66*	74	22	*52*
Group 3.—Village Service.												
8.—Headmen	33	19	*14*	39	23	*16*	464	218	*246*	5	...	*5*
9.—Accountants	53	8	*45*	...	...	...	1	1	...	95	50	*45*
11.—Watchmen	11,726	5,787	*5,939*	7,685	3,889	*3,796*	18,382	9,272	*9,110*	12,467	6,236	*6,231*
Total Group 3 ...	11,812	5,814	*5,998*	7,724	3,912	*3,812*	18,847	9,491	*9,356*	12,567	6,286	*6,281*
Total Order I ...	24,034	12,502	*11,532*	13,699	6,906	*6,793*	24,252	12,557	*11,695*	16,688	8,825	*7,863*
ORDER II.—DEFENCE.												
Group 4.—Army.												
12 and 13.—Officers, non-commissioned officers and privates ...	270	268	*2*	4	1	*3*	...	...	...	1	...	*1*
14.—Followers	14	6	*8*	...	...	...	...	...	...	...	...	...
Total Group 4 and Order II ...	284	274	*10*	4	1	*3*	...	...	...	1	...	*1*
ORDER III.—FOREIGN AND FEUDATORY STATES.												
Group 6.—Administrative Service.												
20.—Clerical establishments	6	3	*3*	4	2	*2*	...	...	...	...	...	...
21.—Menials, &c.	8	2	*6*	...	...	...	...	...	...	...	...	...
Total Group 6 and Order III ...	14	5	*9*	4	2	*2*	...	...	...	...	...	...
TOTAL CLASS A ...	24,332	12,781	11,551	13,707	6,909	6,798	24,252	12,557	11,695	16,689	8,825	7,864

This content downloaded from 14.194.219.90 on Fri, 09 Feb 2024 06:46:19 +00:00
All use subject to https://about.jstor.org/terms

Occupations.	Dacca.			Faridpur.			Bakharganj.			Maimansingh.		
	Total.	Male.	Female.	Total.	Male.	Female.	Total.	Male.	Female.	Total.	Male.	Female.
CLASS B.—PASTURE AND AGRICULTURE.												
ORDER IV.—LIVE-STOCK.												
Group 8.—Stock breeding and dealing.												
Sub-Group (*a*).—Horses and horned cattle.												
24.—Horse breeders and dealers	33	22	*11*	1	1	...	1	1	...	30	20	*10*
25.—Cattle breeders and dealers	2,205	1,516	*689*	846	579	*267*	132	100	*32*	1,012	626	*386*
26.—Herdsmen	2,904	2,381	*523*	87	80	*7*	53	45	*8*	653	591	*62*
27.—Buffalo breeders and dealers	121	120	*1*	...	...	...	50	31	*19*	58	50	*8*
Total Sub-Group (a) ...	5,263	4,039	*1,224*	934	660	*274*	236	177	*59*	1,753	1,287	*466*
Sub-Group (*b*).—Other draught animals.												
28.—Elephant catchers	5	3	*2*	...	...	...	...	...	...	5	5	...
30.—Ass and Mule breeders and dealers ...	77	50	*27*	...	...	...	...	...	...	3	...	*3*
Total Sub-Group (b) ...	82	53	*29*	...	...	...	...	...	...	8	5	*3*
Sub-Group (*c*).—Small Stock.												
31.—Sheep and goat breeders and dealers.	269	134	*135*	48	21	*27*	34	20	*14*	43	22	*21*
32.—Pig breeders and dealers	8	6	*2*	...	...	...	1	1	...	460	211	*249*
Total Sub-group (c) ...	277	140	*137*	48	21	*27*	35	21	*14*	503	233	*270*
Total Group 8 ...	5,622	4,232	*1,390*	982	681	*301*	271	198	*73*	2,264	1,525	*739*
Group 9.—Subsidiary services to stock.												
33.—Veterinary Surgeons and Cattle doctors	24	23	*1*	24	12	*12*	89	43	*46*	18	10	*8*
34.—Farriers and gelders	108	52	*56*	6	3	*3*	11	6	*5*	94	44	*50*
35.—Horse and Elephant trainers, &c. ...	252	142	*110*	2	2	...	...	...	...	80	45	*35*
Total Group 9 ...	384	217	*167*	32	17	*15*	100	49	*51*	192	99	*93*
Total Order IV ...	6,006	4,449	*1,557*	1,014	698	*316*	371	247	*124*	2,456	1,624	*832*

This content downloaded from 14.194.219.90 on Fri, 09 Feb 2024 06:46:19 +00:00
All use subject to https://about.jstor.org/terms

ORDER V.—AGRICULTURE.												
Group 10.—Interest in land.												
37.—Land occupants, not cultivating ...	39,206	18,860	*20,346*	28,118	13,689	*14,429*	34,795	17,784	*17,011*	56,603	27,923	*28,680*
38.—Land occupants, cultivating	2,328	1,155	*1,173*	154	73	*81*	5,321	2,683	*2,638*	295	148	*147*
39.—Lessees of villages	4	...	*4*	...	...	...	...	...	...	5	...	*5*
40.—Tenants, not cultivating	68,627	34,717	*33,910*	108,036	48,126	*59,910*	78,126	35,015	*43,111*	84,920	41,823	*43,097*
41.—Tenants and sharers, cultivating ...	1,290,272	642,259	*648,013*	1,182,700	589,169	*593,531*	1,385,234	714,245	*670,989*	2,400,112	1,226,486	*1,173,626*
Total Group 10 ...	1,400,437	696,991	*703,446*	1,319,008	651,057	*667,951*	1,504,476	769,727	*734,749*	2,541,935	1,296,380	*1,245,555*
Group 11.—Agricultural labourers.												
43.—Field labourers and Crop-watchers ...	30,606	18,633	*11,973*	2,369	1,250	*1,119*	26,560	12,856	*13,704*	7,460	4,087	*3,373*
Total Group 11 ...	30,606	18,633	*11,973*	2,369	1,250	*1,119*	26,560	12,856	*13,704*	7,460	4,087	*3,373*
Group 12.—Growers of special products and trees.												
44.—Tea, Coffee and Cinchona planters and cultivators	150	50	*100*	23	12	*11*	25	...	*25*	...	...	...
45.—Cocoanut growers	25	...	*25*	29	15	*14*	3,598	2,233	*1,365*	...	...	...
46.—Betel-vine and areca-nut growers ...	10,476	6,339	*4,137*	4,264	2,114	*2,150*	3,709	1,910	*1,889*	838	304	*534*
49.—Indigo planters and cultivators ...	...	...	...	66	58	*8*	...	...	...	2	...	*2*
50.—Fruit growers	4,552	1,536	*3,016*	702	171	*531*	578	258	*320*	499	77	*422*
51.—Market gardeners (vegetable growers)	3,638	1,147	*2,489*	526	257	*269*	1,005	594	*411*	270	77	*193*
52.—Gardeners, seedsmen, &c.	614	467	*147*	43	16	*27*	135	87	*48*	566	299	*267*
54.—Forest Officers	...	...	...	...	...	...	2	2	...	...	...	...
55.—Forest Rangers, guards, peons	...	...	...	1	1	...	2	...	2	...	...	...
Total Group 12 ...	19,453	9,539	*9,914*	5,654	2,644	*3,010*	9,144	5,084	*4,060*	2,175	757	*1,418*
Group 13.—Agricultural training and supervision.												
58.—Agents and Managers of landed Estates	21,051	8,688	*12,363*	8,327	3,976	*4,351*	11,989	5,626	*6,363*	2,831	1,368	*1,463*
58-A.—Land Managers' Clerks and Servants	10,173	5,404	*4,769*	6,608	3,450	*3,158*	17,157	9,390	*7,767*	5,571	3,235	*2,336*
Total Group 13 ...	31,224	14,092	*17,132*	14,935	7,426	*7,509*	29,146	15,016	*14,130*	8,402	4,603	*3,799*
Total Order V ...	1,481,720	739,255	*742,465*	1,341,966	662,377	*679,589*	1,569,326	802,683	*766,643*	2,559,972	1,305,827	*1,254,145*
TOTAL CLASS B ...	1,487,726	743,704	744,022	1,342,980	663,075	679,905	1,569,697	802,930	766,767	2,562,428	1,307,451	1,254,977

This content downloaded from 14.194.219.90 on Fri, 09 Feb 2024 06:46:19 +00:00
All use subject to https://about.jstor.org/terms

Occupations.	Dacca.			Faridpur.			Bakharganj.			Maimansingh.		
	Total.	Male.	Female.	Total.	Male.	Female.	Total.	Male.	Female.	Total.	Male.	Female.
CLASS O.—PERSONAL SERVICES.												
ORDER VI.—PERSONAL AND SANITARY SERVICES.												
Group 14.—Personal and domestic Services.												
59.—Barbers	16,466	7,975	*8,491*	15,275	7,623	*7,652*	24,524	12,238	*12,286*	18,980	9,670	*9,310*
63.—Washermen	9,098	4,513	*4,585*	7,643	3,814	*3,829*	17,570	9,049	*8,521*	8,112	3,830	*4,282*
64.—Water-carriers	893	506	*387*	3	3	...	19	16	*3*	33	27	*6*
65.—Cooks	2,702	1,097	*1,605*	245	142	*103*	567	380	*187*	339	197	*142*
66.—Indoor servants	12,280	5,981	*6,219*	3,555	1,616	*1,939*	4,509	2,178	*2,331*	2,636	1,249	*1,387*
67.—Grooms, coachmen, etc.	938	470	*468*	12	7	*5*	125	84	*41*	316	178	*138*
68.—Door-keepers	726	581	*145*	132	122	*10*	240	106	*134*	278	141	*137*
68—1.—Service (unspecified)	24,308	12,313	*11,995*	2,525	1,353	*1,173*	5,868	3,582	*2,286*	61,226	35,962	*25,264*
Total Group 14	67,361	33,436	*33,925*	29,390	14,679	*14,711*	53,422	27,633	*25,789*	91,920	51,254	*40,666*
Group 15.—Non-domestic establishment.												
69.—Hote and Lodging-house owners and managers	362	242	*120*	136	107	*29*	209	148	*61*	269	139	*130*
70.—Rest-house and Serai owners and managers	...	...	...	...	...	...	2	1	*1*	46	2	*44*
Total Group 15	362	242	*120*	136	107	*29*	211	149	*62*	315	141	*174*
Group 16.—Sanitation.												
73.—Sanitary Inspectors, etc.	6	4	*2*	...	...	...	...	...	...	...	...	...
74.—Sweepers and Scavengers	3,105	1,573	*1,532*	727	469	*258*	1,054	548	*506*	987	522	*465*
Total Group 16	3,111	1,577	*1,534*	727	469	*258*	1,054	548	*506*	987	522	*465*
Total Order VI	70,834	35,255	*35,579*	30,253	15,255	*14,998*	54,687	28,330	*26,357*	93,222	51,917	*41,305*
TOTAL CLASS O	70,834	35,255	35,579	30,253	15,255	14,998	54,687	28,330	26,357	93,222	51,917	41,305

This content downloaded from 14.194.219.90 on Fri, 09 Feb 2024 06:46:19 +00:00
All use subject to https://about.jstor.org/terms

CLASS D.—PREPARATION AND SUPPLY OF MATERIAL SUBSTANCES.

ORDER VII.—FOOD AND DRINK.

Group 17.—Animal Food.

76.—Cow and buffalo keepers and milk and butter sellers	24,674	11,203	13,471	5,631	3,001	2,827	2,674	1,695	1,279	14,901	7,059	7,842
77.—Ghee makers and sellers	212	36	176	20	5	15	130	76	54	143	115	28
79.—Butchers	215	102	113	14	6	8	17	9	8	161	83	78
80.—Fowl and egg dealers	162	62	100	32	25	7	9	4	5	11	...	11
81 & 82.—Fishermen and fish dealers ...	79,792	39,570	40,222	55,210	29,406	25,804	38,864	20,527	18,437	1,28,198	67,278	60,920
Total Group 17 ...	105,055	50,973	54,082	61,107	32,446	28,661	42,094	22,311	19,783	1,43,414	74,535	68,879

Group 18.—Vegetable food.

83.—Grain dealers	28,927	12,647	16,280	5,609	3,198	2,311	30,539	16,385	14,154	2,708	1,032	1,674
84.—Grain parchers...	3,371	982	2,389	1,107	267	840	1,343	674	669	2,578	809	1,769
85.—Pulse and flour preparers and sellers	2,220	981	1,239	168	73	95	269	147	122	293	158	135
87.—Bakers	495	272	223	...	...	...	90	44	46	57	23	34
88.—Bran sellers	28	11	17	...	...	...	32	16	16	...	...	...
89 & 90.—Vegetable and fruit sellers ...	989	674	315	105	68	37	27	10	17	...	...	...
92.—Confectioners and sweetmeat makers and pedlars, etc.	1,250	637	613	801	442	359	698	449	247	359	232	127
Total Group 18 ...	37,260	16,184	21,076	61,107	4,048	3,643	32,998	17,725	15,271	5,993	2,254	3,739

Group 19.—Drink, Condiments and Narcotics.

94.—Ice manufacturers and sellers	...	...	...	7	5	2	...	...	...	...	...	...
95.—Sodawater, Lemonade, &c., manufacturers and sellers	8	3	5	...	...	...	8	4	4	...	...	...
96.—Sherbet preparers and sellers	21	15	6	...	...	...	...	...	...	4	1	3
97.—Country spirits distillers and sellers	245	142	103	70	38	32	127	68	59	197	113	84
98.—Toddy drawers and sellers	665	141	524	110	10	100	102	52	50	19	4	15
99.—Foreign wine and spirit dealers ...	70	68	2	16	9	7	71	56	15	...	...	...
101.—Tea sellers and tasters	6	6	...	...	...	...	...	...	...	...	...	...
103.—Sugar manufacturers and sellers ...	1,307	837	470	93	88	5	91	63	28	113	103	10
104.—Molasses makers and sellers	3,641	1,823	1,818	1,546	890	656	2,140	1,346	794	139	68	71
105.—Salt preparers and sellers	1,948	1,002	946	33	19	14	553	304	249	624	327	297
109.—Grocers and general condiment dealers	12,628	6,178	6,450	4,748	2,464	2,284	9,870	5,691	4,179	1,423	851	572
111.—Betel leaf and areca-nut sellers ...	17,242	6,808	10,434	5,889	3,428	2,461	29,168	14,623	14,545	8,580	4,157	4,423
112.—Tobacco and snuff manufacturers and sellers	4,161	1,975	2,186	3,062	1,982	1,080	1,625	880	745	244	129	115
114.—Opium, &c., manufacturers and sellers	37	29	8	...	...	...	51	29	22	27	9	18
115.—Bhang, ganja, &c., preparers and sellers	291	132	159	76	38	38	96	63	33	90	61	29
Total Group 19 ...	42,270	19,159	23,111	15,650	8,971	6,679	43,902	23,120	20,723	11,460	5,853	5,637
Total Order VII ...	184,585	86,316	98,269	84,447	45,465	38,982	118,992	63,215	55,777	160,867	82,642	78,255

This content downloaded from 14.194.219.90 on Fri, 09 Feb 2024 06:46:19 +00:00
All use subject to https://about.jstor.org/terms

Occupations.	Dacca.			Faridpur.			Bakharganj.			Maimansingh.		
	Total.	Male.	Female.	Total.	Male.	Female.	Total.	Male.	Female.	Total.	Male.	Female.
CLASS D—*continued.*												
ORDER VIII.—LIGHT, FIRING AND FORAGE.												
Group 20.—Lighting.												
116.—Oil pressers and sellers	12,541	6,773	*7,568*	10,402	5,508	*4,894*	5,057	3,137	*1,920*	20,810	10,253	*1,557*
117.—Oil and salt sellers	11,644	4,636	*7,008*	7,999	4,162	*3,837*	7,261	4,156	*3,105*	7,593	3,763	*3,830*
118.—Oilcake dealers	70	30	*40*	...	...	...	...	...	...	...	...	...
121.—Kerosine oil dealers	234	134	*100*	...	...	...	11	...	*11*	18	4	*14*
122.—Matches makers and sellers	269	143	*126*	3	1	2	6	2	*4*	152	62	*90*
123.—Lamp and lantern makers and sellers	24	8	*16*	2	2	...	14	11	*3*	2	...	*2*
Total Group 20	24,782	11,724	*13,058*	18,406	9,673	*8,733*	12,349	7,306	*5,043*	28,580	14,087	*14,493*
Group 21.—Fuel and Forage.												
125.—Firewood and grass gatherers and sellers	2,813	1,138	*1,675*	135	61	*74*	752	352	*400*	289	117	*172*
126.—Firewood contractors and dealers	2,475	1,192	*1,283*	66	28	*38*	200	110	*90*	210	119	*91*
128.—Coal dealers, brokers and Coal Company managers	167	81	*86*	7	3	*4*	9	4	*5*	...	...	...
129.—Charcoal burners and dealers	870	478	*392*	39	21	*18*	51	30	*21*	329	149	*180*
130.—Cowdung fuel preparers and sellers	39	...	*39*	5	1	*4*	10	...	*10*	4	...	*4*
131.—Hay, &c., contractors and dealers	37	12	*25*	...	...	...	...	...	...	...	...	...
Total Group 21	6,401	2,901	*3,500*	252	114	*138*	1,022	496	*526*	832	385	*447*
Total Order VIII	31,183	14,625	*16,558*	18,658	9,787	*8,871*	13,371	7,802	*5,569*	29,412	14,472	*14,940*
ORDER IX.—BUILDINGS.												
Group 22.—Building materials.												
132.—Brick and tile burners and sellers	2,048	1,125	*923*	127	84	*43*	86	69	*17*	172	138	*34*
133.—Lime, shell burners and sellers	1,184	379	*805*	947	426	*521*	830	423	*409*	315	143	*172*
135.—Thatch dealers and thatchers	7,544	3,624	*3,920*	3,835	1,854	*1,981*	4,181	2,099	*2,082*	472	266	*206*
Total Group 22	10,776	5,128	*5,648*	4,909	2,364	*2,545*	5,097	2,596	*2,501*	959	547	*412*
Group 23.—Artificers in building.												
137.—Stone and marble workers	23	11	*12*	9	3	*6*	...	...	...	21	10	*11*
138.—Masons	4,545	2,288	*2,257*	1,108	572	*536*	672	361	*311*	1,085	536	*529*
139.—Builders and joiners	982	483	*499*	115	58	*57*	664	328	*336*	76	40	*36*
140.—Plasterers and house painters	70	50	*20*	2	...	*2*	7	4	*3*	...	...	...

This content downloaded from 14.194.219.90 on Fri, 09 Feb 2024 06:46:19 +00:00
All use subject to https://about.jstor.org/terms

141.—Mud wall and roof builders	468	275	193	9	6	3	2	2	...	1	1	...
Total Group 23 ...	6,094	3,107	2,987	1,243	639	604	1,345	695	650	1,163	587	576
Total Order IX ...	16,870	8,235	8,635	6,152	3,003	3,149	6,442	3,291	3,151	2,122	1,134	988
ORDER X.—VEHICLES AND VESSELS.												
Group 24.—Railway plant.												
144.—Railway mechanics	51	39	12	94	63	31	...	...	...	9	6	3
Total Group 24 ...	51	39	12	94	63	31	...	...	...	9	6	3
Group 25.—Carts, carriages, &c.												
146.—Cart and carriage makers and sellers	52	35	17	...	...	...	...	...	...	63	23	40
147.—Palki, Dandi, and Rickshaw, &c., makers and sellers...	28	15	13	20	10	10	...	...	...	...	...	...
Total Group 25 ...	80	50	30	20	10	10	...	...	...	63	23	40
Group 26.—Ships and boats.												
148.—Shipwrights, boat builders, &c. ...	6,236	3,026	3,210	4,174	2,148	2,026	9,573	5,481	4,092	293	192	101
149.—Boat and ship painters	25	13	12	...	...	...	...	...	...	...	...	...
150.—Sail makers	98	47	51	...	...	...	...	...	...	...	...	...
151.—Wicker-boat makers, canoe diggers ..	24	13	11	...	...	...	...	...	...	...	...	...
Total Group 26 ...	6,383	3,099	3,284	4,174	2,148	2,026	9,573	5,481	4,092	293	192	101
Total Order X ...	6,514	3,188	3,326	4,288	2,221	2,067	9,573	5,481	4,092	365	221	144
ORDER XI.—SUPPLEMENTARY REQUIREMENTS.												
Group 27.—Paper, &c.												
153.—Paper makers and sellers and palm-leaf binders	484	258	226	55	26	29	8	3	5	18	8	10
154.—Stationers	5,701	2,800	2,901	1,867	880	987	2,108	991	1,115	314	131	183
155.—Waste paper and rag dealers	10	5	5	...	...	...	...	...	...	...	...	...
Total Group 27 ...	6,195	3,063	3,132	1,922	906	1,016	2,114	994	1,120	332	139	193
Group 28.—Books and prints, &c.												
157.—Press proprietors, lithographers and printers	298	137	161	5	3	2	27	21	6	26	16	10
158.—Book-binders	665	338	327	134	65	69	120	61	59	339	162	177
159.—Book-sellers and publishers	229	120	109	25	10	15	19	9	10	10	6	4
160.—Newspaper proprietors and managers	3	2	1	3	1	2	...	...	...	...	...	...
161.—News agents, book agents and news paper sellers	3	1	2	...	...	...	2	2	...	...	...	...
162.—Print and picture dealers	23	20	3	...	...	...	2	2	...	...	...	...
Total Group 28 ...	1,221	618	603	167	79	88	170	95	75	375	184	91

This content downloaded from 14.194.219.90 on Fri, 09 Feb 2024 06:46:19 +00:00
All use subject to https://about.jstor.org/terms

DACCA DIVISION—*continued.*

Occupations.	Dacca.			Faridpur.			Bakharganj.			Maimansingh.		
	Total.	Male.	Female.	Total.	Male.	Female.	Total.	Male.	Female.	Total.	Male.	Female.
CLASS D—*continued.*												
***ORDER XI*—concluded.**												
Group 29.—Watches, clocks and scientific instruments.												
163.—Watch and clock makers and sellers	87	39	48	...	...	...	12	9	3	8	8	...
Total Group 29	87	39	48	...	...	...	12	9	3	8	8	...
Group 30.—Carving, engraving, &c.												
172.—Turners and lacquerers	6	2	4	...	...	...	...	...	...	...	...	...
173.—Die-sinkers and seal engravers ...	66	38	28	...	...	...	3	1	2	6	3	3
Total Group 30 ...	72	40	32	...	...	...	3	1	2	6	3	3
Group 31.—Toys, Curiosities, &c.												
177.—Toy, kite and cage makers and sellers	90	48	42	2	2	...	27	11	16	14	4	10
178.—Hukka-stem makers and sellers ...	626	308	318	55	26	29	232	118	114	...	...	...
Total Group 31 ...	716	356	360	57	28	29	259	129	130	14	4	10
Group 32.—Music and musical instruments.												
183.—Music and musical instruments dealers	69	25	44	...	...	...	...	...	...	1	...	1
184.—Conch dealers, drum and horn makers, &c.	1,633	871	762	385	182	203	442	259	183	443	261	182
Total Group 32 ...	1,702	896	806	385	182	203	442	259	183	444	261	183
Group 33.—Necklaces, Bracelets, beads, sacred threads, &c.												
185.—Bangle makers and sellers in lac ...	51	27	24	44	20	24	157	85	72	224	121	103
187.—Bangle makers and sellers in wood and bone	814	373	441	220	103	117	358	177	181	30	13	17
188.—Bangle makers and sellers in clay ...	48	23	25	6	2	4	18	14	4	17	7	10
189.—Bangle makers and sellers in glass ...	647	378	269	4	4	...	48	35	13	2	2	...
189—A.—Bangle makers and sellers (unspecified)...	689	287	402	274	157	117	329	163	166	325	161	164
191.—Imitation and pewter jewelry makers and sellers	96	46	50	...	...	...	45	19	26	93	48	45
192.—Bead makers and sellers	190	92	98	97	46	51	58	28	30	78	38	40
194.—Flower garland makers and sellers ...	563	278	285	6	4	4	78	35	41	60	30	30

This content downloaded from 14.194.219.90 on Fri, 09 Feb 2024 06:46:19 +00:00
All use subject to https://about.jstor.org/terms

195.—Artificial flower and paste mark spangle makers and sellers	7	5	2	...	...	...	21	10	11	...	...	...
196.—Sacred thread makers and sellers ...	53	33	20	14	3	11	6	...	6	...	...	...
Total Group 33 ...	3,158	1,542	1,616	667	339	328	1,116	566	550	817	408	409
Group 34.—Furniture.												
198.—Furniture makers	13	11	2	1	...	1	87	45	42	85	39	46
200.—Looking-glass makers and sellers ...	1	...	1	...	...	...	96	54	42	...	...	...
Total Group 34 ...	14	11	3	1	...	1	183	99	84	85	39	46
Group 35.—Harness.												
201.—Saddlery and harness makers & sellers	...	...	...	...	...	...	...	...	...	2	1	1
203.—Whip and goad makers	13	6	7	...	...	...	...	...	...	...	...	...
Total Group 35 ...	13	6	7	...	...	...	...	...	...	2	1	1
Group 36.—Tools and machinery.												
204.—Knife and tool makers & sellers ...	92	60	32	23	13	10	662	322	340	30	11	19
204A.—Plough makers and sellers ...	85	45	40	...	...	...	11	9	2	6	6	...
205.—Knife and tool grinders	6	2	4	...	...	...	...	...	...	...	...	...
206.—Looms and loom-comb makers & sellers	8	3	5	...	...	...	2	1	1	...	...	...
207.—Mechanics (not Railway)...	371	185	186	1	1	...	2	1	1	2	1	1
208.—Machinery dealers	...	...	...	...	...	...	4	4	...	...	...	...
Total Group 36 ...	562	295	267	24	14	10	681	337	344	38	18	20
Group 37.—Arms and ammunition.												
209.—Gun makers, menders and sellers ...	37	18	19	...	...	...	10	6	4	8	2	6
211.—Gunpowder makers & sellers	...	...	...	9	4	5	4	2	2	29	14	15
212.—Fire-work makers and sellers ...	101	50	51	33	16	17	39	16	23	175	82	93
Total Group 37 ...	138	68	70	42	20	22	53	24	29	212	98	114
Total Order XI ...	13,878	6,934	6,944	3,265	1,568	1,697	5,033	2,513	2,520	2,333	1,163	1,170
ORDER XII.—TEXTILE FABRICS AND DRESS.												
Group 38.—Wool and Fur.												
218.—Shawl weavers and sellers	28	14	14	...	...	...	2	2	...	...	...	...
221.—Woollen cloth manufacturers and dealers	530	297	233	...	...	...	...	...	...	...	...	...
Total Group 38 ...	558	311	247	...	...	...	2	2	...	...	...	...

This content downloaded from 14.194.219.90 on Fri, 09 Feb 2024 06:46:19 +00:00
All use subject to https://about.jstor.org/terms

DACCA DIVISION—*continued.*

Occupations.	Dacca.			Faridpur.			Bakharganj.			Maimansingh.		
	Total.	Male.	Female.	Total.	Male.	Female.	Total.	Male.	Female.	Total.	Male.	Female.
CLASS D—*continued.*												
***ORDER XII*—concluded.**												
Group 39.—Silk.												
227.—*Silk carders and spinners*	1	...	1	...	...	...	...	...	...	...	...	...
228.—*Silk weavers and dealers*	55	...	55	...	...	...	...	...	...	...	...	...
Total Group 39 ...	56	...	56	...	...	...	...	...	...	...	...	...
Group 40.—Cotton.												
231.—*Cotton cleaners, pressers and ginners*	780	209	571	1	1	...	25	21	4	28	28	...
231—*A.*—*Raw cotton dealers*	334	170	164	...	...	...	8	6	2	...	...	...
233.—*Cotton spinners, sizers and yarn beaters*	2,761	298	2,463	540	169	371	409	86	323	1,530	224	1,306
234.—*Cotton weavers, mill-owners and managers*	48,291	19,930	28,361	41,498	20,419	21,079	27,702	13,906	13,796	23,679	11,860	11,819
236.—*Calenderers, fullers and printers* ...	1 753	950	803	...	...	...	25	14	11	7	6	1
237.—*Cotton dyers*	9	3	6	1	1	...	...	...	...	...	...	...
238.—*Tape makers and sellers*	...	...	...	4	2	2	...	...	...	...	...	...
Total Group 40 ...	53,928	21,560	32,368	42,044	20,593	21,452	28,169	14,033	14,136	25,244	12,118	13,126
Group 41.—Jute, flax, coir, &c.												
240.—*Flax-spinners, weavers and sellers* ..	262	64	198	2	...	2	47	...	47	56	19	37
241.—*Rope makers and sellers*	847	474	373	76	21	55	122	39	83	170	53	67
242.—*Jute manufacturers, managers and agents*	3,802	2,335	1,467	102	57	45	377	210	167	748	459	289
242—*A.*—*Raw jute dealers*	4,022	2,050	1,972	542	261	281	241	113	128	645	303	342
243.—*Sacking, tarpaulin and gunny makers and sellers*	4,388	1,854	2,534	3,131	1,444	1,687	1,275	460	815	1,384	562	822
244.—*Net makers and sellers*	1,007	367	640	813	183	630	355	95	260	1,948	548	1,398
Total Group 41 ...	14,328	7,144	7,184	4,666	1,966	2,700	2,417	917	1,500	4,949	1,974	2,975
Group 42.—Dress.												
247.—*Tailors and darners*	10,443	4,376	6,067	2,087	1,108	979	2,299	1,449	850	2,175	1,274	901
248.—*Milliners and dress makers*	80	41	39	...	...	...	26	13	13	5	...	5
249.—*Outfitters and clothes and quilt dealers*	117	53	64	42	15	27	82	38	44	5	5	...
250.—*Hosiers and haberdashers*	26	15	11	...	...	...	146	79	67	...	...	...
251.—*Hat, cap and turban makers and sellers*	642	334	308	8	...	8	71	37	34	1	...	1

This content downloaded from 14.194.219.90 on Fri, 09 Feb 2024 06:46:19 +00:00
All use subject to https://about.jstor.org/terms

253.—Umbrella makers and sellers ...	194	134	60	37	19	56	73	34	39	118	60	58
254.—Embroiderers and lace and muslin makers	279	127	152	...	...	...	...	...	...	...	...	...
255.—Button makers and sellers	15	6	9	...	...	...	...	...	...	...	...	...
256.—False plait makers and sellers ...	14	12	2	...	...	...	...	...	...	...	...	...
257.—Piece-goods dealers	14,590	7,674	6,916	3,029	1,697	1,332	4,967	2,502	2,465	5,447	2,711	2,736
Total Group 42 ...	26,400	12,778	13,622	5,197	2,839	2,388	7,684	4,152	3,539	7,751	4,051	3,700
Total Order XII ...	95,270	41,787	53,483	51,907	25,397	26,510	38,272	19,104	19,168	37,944	18,143	19,801
ORDER XIII.—METALS AND PRECIOUS STONES.												
Group 43.—Gold, silver, and precious stones.												
258.—Gold and silver dealers	675	488	187	235	62	173	975	531	444	1,270	236	1,034
259 & 60.—Gold and silver assayers and workers	17,154	7,689	9,465	8,120	3,959	4,161	9,483	5,133	4,350	13,594	7,179	6,415
262.—Goldsmiths' dust washers	561	260	301	...	...	...	11	11	...	18	6	12
265.—Electro-platers	33	20	13	2	1	1	14	10	4	22	11	11
268.—Diamond polishers and dealers ...	12	5	7	...	...	...	...	...	...	...	...	...
274.—Coral dealers	5	5	...	...	...	...	...	...	...	...	...	...
Total Group 43 ...	18,440	8,467	9,973	8,357	4,022	4,335	10,483	5,685	4,798	14,902	7,430	7,472
Group 44.—Brass, copper and bell-metal.												
276.—Brass workers and sellers	1,795	808	987	86	69	17	79	9	70	260	202	58
277.—Brass-pot makers and sellers	1,200	618	582	32	19	13	184	119	65	804	492	312
279.—Copper workers and sellers	78	28	50	18	13	5	4	4	...	9	4	5
281.—Bell-metal workers and sellers ...	1,923	1,298	625	219	84	135	496	61	417	333	27	306
282.—General workers in brass, copper and bell-metal	705	361	344	54	31	23	34	25	9	628	219	409
283.—Brass and copper dealers	971	226	745	279	159	120	335	332	3	639	367	272
Total Group 44 ...	6,672	3,339	3,333	688	375	313	1,134	570	564	2,673	1,311	1,362
Group 45.—Tin, zinc, mercury and lead.												
284.—Tin workers and sellers	681	336	345	17	9	8	49	22	27	171	88	83
285.—Tinfoil makers and sellers	22	9	13	...	...	...	...	...	...	...	...	...
286.—Zinc workers and sellers	5	3	2	...	...	...	10	4	6	...	...	...
287.—Lead and quicksilver workers and sellers	151	76	75	...	...	...	...	...	...	...	...	...
288.—General workers in tin, lead and zinc	134	80	54	...	...	...	...	...	...	14	7	7
Total Group 45 ...	993	504	489	17	9	8	59	26	33	185	95	90

This content downloaded from 14.194.219.90 on Fri, 09 Feb 2024 06:46:19 +00:00
All use subject to https://about.jstor.org/terms

Occupations.	Dacca.			Faridpur.			Bakharganj.			Maimansingh.		
	Total.	Male.	Female.	Total.	Male.	Female.	Total.	Male.	Female.	Total.	Male.	Female.
CLASS D—*concluded.*												
***ORDER XIII*—concluded.**												
Group 46.—Iron and steel.												
290.—Blacksmiths	4,177	2,177	*2,000*	3,108	1,529	*1,579*	3,253	1,669	*1,584*	5,277	2,780	*2,497*
291.—Iron and hardware dealers	491	248	*243*	194	92	*102*	220	103	*117*	525	258	*267*
292.—Nail makers and sellers	57	30	*27*	...	...	...	1	1	...	...	...	...
293.—Lock makers, menders and sellers ...	327	163	*164*	...	...	...	4	3	*1*	...	...	...
Total Group 46 ...	5,052	2,618	*2,434*	3,302	1,621	*1,681*	3,478	1,776	*1,709*	5,802	3,038	*2,764*
Total Order XIII ...	31,157	14,928	*16,229*	12,364	6,027	*6,337*	15,154	8,057	*7,097*	23,562	11,874	*11,688*
ORDER XIV.—GLASS, POTTERY AND STONEWARE.												
Group 47.—Glass and Chinaware.												
295.—Glass-blowers, window glass makers, &c.	104	66	*38*	62	34	*28*	42	21	*21*	...	...	...
296.—Bottle dealers	45	29	*16*	105	54	*51*	4	4	...	...	...	...
297.—Glass and Chinaware dealers	285	147	*138*	32	15	*17*	37	20	*17*	14	6	*8*
Total Group 47 ...	434	242	*192*	199	103	*96*	83	45	*38*	14	6	*8*
Group 48.—Earthen and stoneware.												
298.—Potters and pipe-bowl-makers and sellers	21,989	10,884	*11,105*	8,862	4,116	*4,746*	7,681	4,112	*3,569*	13,927	7,008	*6,919*
298-A.—Image makers and sellers	744	324	*420*	8	6	*2*	208	109	*99*	930	459	*471*
299.—Grindstone and millstone makers and sellers	79	58	*21*	4	4	...	4	...	*4*	20	13	*7*
Total Group 48 ...	22,812	11,266	*11,546*	8,874	4,126	*4,748*	7,893	4,221	*3,672*	14,877	7,480	*7,397*
Total Order XIV ...	23,246	11,508	*11,738*	9,073	4,229	*4,844*	7,976	4,266	*3,710*	14,891	7,486	*7,405*
ORDER XV.—WOOD, CANE AND LEAVES, &c.												
Group 49.—Timber and wood.												
302.—Timber and bamboo agents and dealers	4,107	2,052	*2,055*	465	179	*286*	11,720	5,476	*6,244*	1,365	633	*739*
303.—Wood cutters and sawyers	4,705	1,999	*2,706*	1,078	563	*515*	2,013	1,482	*531*	1,963	996	*967*
304.—Carpenters	25,416	12,519	*12,897*	10,389	5,213	*5,176*	14,287	7,256	*7,031*	22,651	11,209	*11,442*
305.—Coopers and box makers	127	69	*58*	...	...	...	32	20	*12*	71	43	*28*
Total Group 49 ...	34,355	16,639	*17,716*	11,932	5,955	*5,977*	28,052	14,234	*13,818*	26,050	12,881	*13,169*

This content downloaded from 14.194.219.90 on Fri, 09 Feb 2024 06:46:19 +00:00
All use subject to https://about.jstor.org/terms

Group 50.—Canework, matting and leaves, &c.												
306.—Bamboo and rattan splitters, workers and sellers	1,425	630	795	618	273	345	588	254	334	1,377	732	645
307.—Basket weavers and winnowing pan makers and sellers	1,728	817	911	918	524	394	1,355	841	514	1,428	647	781
308.—Mat makers and sellers	4,382	1,857	2,525	1,399	550	849	5,648	2,519	3,129	5,702	2,691	3,011
309.—Screen (chik) makers and sellers ...	3	1	2	30	11	19	...	...	...	...	...	...
310.—Leaf-plate makers and sellers	115	36	79	...	...	...	24	12	12	6	...	6
312.—Leaf-fan makers and sellers	194	120	74	18	13	5	52	15	37	...	...	...
313.—Brush and comb makers and sellers	850	370	480	...	...	...	66	37	29	54	36	18
314.—Broom makers and sellers	370	168	202	2	...	2	...	...	...	21	8	13
315.—Pith and bark collectors, workers and sellers	1,185	436	749	600	263	337	1,051	564	487	38	15	23
Total Group 50 ...	10,252	4,435	5,817	3,585	1,634	1,951	8,784	4,242	4,542	8,626	4,129	4,497
Total Order XV ...	44,607	21,074	23,533	15,517	7,589	7,928	36,836	18,476	18,360	34,676	17,010	17,666
ORDER XVI.—DRUGS, GUMS, DYES, &c.												
Group 51.—Gums, wax and similar forest produce.												
319.—Catechu preparers and sellers	14	6	8	...	...	...	...	...	...	...	...	...
323.—Wax, honey and minor forest produce collectors and sellers	7	3	4	15	7	8	...	...	...	...	...	...
Total Group 51 ...	21	9	12	15	7	8	...	...	...	...	...	...
Group 52.—Drugs, dyes, pigments, &c.												
324.—Chemists and druggists	1,273	537	736	592	341	251	354	191	163	332	188	144
328.—Soap makers and sellers	64	24	40	...	...	...	...	...	...	...	...	...
332.—Ink-makers and sellers	35	27	8	...	...	...	...	...	...	...	...	...
336.—Kanku (red powder) preparers and sellers	71	18	53	...	...	...	3	2	1	2	2	...
336-A.—Paint shop keepers	5	2	3	...	...	...	...	...	...	2	2	...
337.—Perfume preparers and sellers ...	66	17	39	6	4	2	24	11	13	8	3	5
Total Group 52 ...	1,514	635	879	598	345	253	381	204	177	344	195	149
Total Order XVI ...	1,535	644	891	613	352	261	381	204	177	344	195	149
ORDER XVII.—LEATHER, HORNS, BONES AND GREASE.												
Group 53.—Leather, &c.												
338.—Tanners, curriers and hide sellers ...	2,511	1,145	1,366	86	30	56	337	159	178	2,864	1,442	1,422
339.—Shoe, sandal, bootmakers and sellers	4,428	2,279	2,149	1,928	962	966	2,127	1,113	1,014	1,305	793	512
342.—Hide, horns and bone dealers	13,293	6,809	6,484	896	497	399	3,963	2,156	1,807	11,066	5,836	5,230
Total Group 53 and Order XVII ...	20,232	10,233	9,999	2,910	1,489	1,421	6,427	3,428	2,999	15,235	8,071	7,164
TOTAL CLASS D ...	469,077	219,472	249,605	209,194	107,127	102,067	258,457	135,837	122,620	321,751	162,381	159,370

This content downloaded from 14.194.219.90 on Fri, 09 Feb 2024 06:46:19 +00:00
All use subject to https://about.jstor.org/terms

DACCA DIVISION—*continued.*

Occupations.	Dacca.			Faridpur.			Bakharganj.			Maimansingh.		
	Total.	Male.	Female.	Total.	Male.	Female.	Total.	Male.	Female.	Total.	Male.	Female.
CLASS E.—COMMERCE TRANSPORT, STORAGE.												
ORDER XVIII—COMMERCE.												
Group 54.—Dealers in money and securities.												
347.—*Money-lenders and pawnbrokers* ...	16,304	7,966	*8,338*	9,822	4,897	*4,925*	6,828	3,133	*3,696*	7,204	3,535	*3,669*
350.—*Money changers and testers*	1,669	809	*860*	7	2	*5*	157	102	*55*	238	145	*93*
351.—*Bank clerks, cashiers, and bill collectors, &c.*	170	89	*81*	6	2	*4*	12	7	*5*	10	3	*7*
Total Group 54 ...	18,143	8,864	*9,279*	9,835	4,901	*4,934*	6,997	3,241	*3,756*	7,452	3,683	*3,769*
Group 55.—General Merchandise.												
352.—*General merchants*	9,384	4,130	*5,254*	4,067	2,009	*2,058*	6,101	3,024	*3,077*	13,964	7,233	*6,731*
353.—*Merchants' managers, clerks, &c.* ...	8,970	4,324	*4,646*	5,343	2,680	*2,663*	1,553	822	*731*	1,444	829	*615*
Total Group 55 ...	18,354	8,454	*9,900*	9,410	4,689	*4,721*	7,654	3,846	*3,808*	15,408	8,062	*7,346*
Group 56.—Dealing unspecified.												
354.—*Shopkeepers' clerks, salesmen, &c.* ...	3,402	1,739	*1,663*	429	224	*205*	2,291	1,320	*971*	...	...	...
355.—*Shopkeepers and money-lenders' servants*	4,650	2,280	*2,370*	431	263	*168*	941	585	*356*	230	111	*119*
356.—*Shopkeepers otherwise unspecified* ...	4,087	2,048	*2,039*	11,533	5,462	*6,071*	1,672	872	*800*	101,197	51,846	*49,351*
357.—*Pedlars, hawkers, &c.*	490	254	*236*	180	82	*78*	534	244	*290*	101	45	*56*
Total Group 56 ...	12,629	6,321	*6,308*	12,553	6,031	*6,522*	5,438	3,021	*2,417*	101,528	52,022	*49,506*
Group 57.—Middlemen, &c.												
(*a*).—Brokers, &c.												
358.—*Brokers, agents, dubash*	797	489	*308*	409	236	*173*	359	251	*108*	692	456	*236*
359.—*Auctioneers, auditors, actuaries, &c.*	3	...	*3*	...	...	...	...	...	...	...	...	...
Total Group 57(a) ...	800	489	*311*	409	236	*173*	359	251	*108*	692	456	*236*
(*b*).—Contractors and Farmers.												
360.—*Farmers of tolls and ferries*	68	47	*21*	...	...	...	4	...	*4*	2	2	...
360A.—*Lessees of pounds*	11	9	*2*	39	22	*17*	7	1	*6*	78	56	*20*
362.—*Lessees and superintendents of markets and stalls, &c.*	30	19	*11*	38	21	*17*	3	...	*3*	7	...	*7*

This content downloaded from 14.194.219.90 on Fri, 09 Feb 2024 06:46:19 +00:00
All use subject to https://about.jstor.org/terms

368.—Contractors otherwise unspecified ...	2,113	1,732	381	181	85	96	278	148	130	270	192	78
384.—Contractors for labour, Emigration Agents, &c.	32	21	11	21	12	9	10	10	6	12	5	7
Total Group 57(b) ...	2,254	1,888	366	279	140	139	308	159	149	367	255	119
Total Group 57 ...	3,054	2,377	677	688	376	312	667	410	257	1,059	711	348
Total Order XVIII ...	52,180	26,016	26,164	32,486	15,997	16,489	20,756	10,518	10,238	125,447	64,478	60,969
ORDER XIX.—TRANSPORT AND STORAGE.												
Group 58.—Railway.												
(a).—Administration.												
365.—Agents, Directors, Managers, &c. ...	1	...	1	...	...	...	...	...	...	...	...	...
369.—Engineers	7	3	4	2	2	...	3	...	3	3	2	1
370.—Clerical staff in Railway establishment	90	39	51	49	19	30	1	1	...	...	...	...
Total Group 58(a) ...	98	42	56	51	21	30	4	1	3	3	2	1
(b).—Working Staff.												
371.—Station-masters and Inspectors, &c.	103	78	25	93	50	43	2	2	...	22	14	8
372.—Guards, drivers, firemen, &c.	51	24	27	98	97	1	...	...	...	2	...	2
373.—Pointsmen, Shunters, &c.	814	577	237	279	187	92	1	1	...	163	87	76
Total Group 58(b) ...	968	679	289	470	334	136	3	3	...	187	101	86
Total Group 58 ...	1,066	721	345	521	355	166	7	4	3	190	103	87
Group 59.—Road.												
(a).—Cart, carriage and Tramway owners and drivers.												
375.—Cart owners and drivers, &c.	484	293	191	696	408	288	43	22	21	2,596	1,611	985
376.—Livery stable-keepers, &c.	139	59	80	...	...	...	...	...	...	72	35	37
377.—Drivers, stable boys, &c.	111	63	48	...	...	...	...	...	...	...	...	...
378—Palki owners, bearers, &c.	6,503	4,861	1,642	6,184	3,166	3,018	3,337	1,661	1,676	10,243	8,017	2,226
Total Group 59(a) ...	7,237	5,276	1,961	6,880	3,574	3,306	3,380	1,683	1,697	12,911	9,663	3,248
(b).—Carriers by pack animals.												
379.—Pack bullock owners and drivers ...	35	18	17	143	86	57	...	...	...	...	...	...
380.—Pack camel, elephant, &c., owners and drivers	77	41	36	...	...	...	...	...	...	...	...	...
Total Group 59(b) ...	112	59	53	143	86	57	...	...	...	...	...	...
Total Group 59 ...	7,349	5,335	2,014	7,023	3,660	3,363	3,380	1,683	1,697	12,911	9,663	3,248

This content downloaded from 14.194.219.90 on Fri, 09 Feb 2024 06:46:19 +00:00
All use subject to https://about.jstor.org/terms

Occupations.	Dacca.			Faridpur.			Bakharganj.			Maimansingh.		
	Total.	Male.	Female.	Total.	Male.	Female.	Total.	Male.	Female.	Total.	Male.	Female.
CLASS E.—*concluded.*												
***ORDER XIX.*—concluded.**												
Group 60.—Water.												
(*a*).—Owners, &c., of vessels.												
381.—Ship owners, Companies and Agents	...	...	...	14	7	7	6	4	2	1	1	...
382.—Shipping clerks, supercargoes, &c.	297	264	33	29	14	15	20	14	6	2	2	...
383.—Boat and barge owners, &c.	4,175	2,139	2,036	1,105	625	480	1,389	882	507	1,201	931	270
Total Group 60(a) ...	4,472	2,403	2,069	1,148	646	502	1,415	900	515	1,204	934	270
(*b*).—Working Staff of vessels.												
384.—Ships' Officers, Engineers Sailors, &c.	3,742	1,557	2,185	1,100	826	274	171	156	15	75	52	23
385.—Boat and barge men	55,297	30,615	24,682	15,623	9,634	5,989	15,752	12,193	3,559	13,466	8,291	5,175
386.—Pilots	36	9	27	...	...	...	...	...	...	...	...	...
388.—Dock and harbour service	8	2	6	...	...	...	...	...	...	...	...	...
Total Group 60(b) ...	59,083	32,183	26,900	16,723	10,460	6,263	15,923	12,349	3,574	13,563	8,361	5,202
Total Group 60 ...	63,555	34,586	28,969	17,871	11,106	6,765	17,338	13,249	4,089	14,767	9,295	5,472
Group 61.—Messages.												
(*a*).—Post, &c.												
390.—Postal Directors, Post-masters, and clerks, &c.	999	400	599	317	156	161	328	204	124	129	85	44
391.—Postal messengers, runners, &c. ...	1,179	548	631	752	382	370	553	304	249	302	156	146
392.—Messengers (unspecified)	4,212	1,916	2,296	472	156	316	826	410	416	1,983	1,004	979
Total Group 61(a) ...	6,390	2,864	3,526	1,541	694	847	1,707	918	789	2,414	1,245	1,169
(*b*).—Telegraph and Telephone.												
393.—Telegraph offices and clerical establishments	72	31	41	12	6	6	1	...	1	...	...	...
394.—Signallers and messengers	45	20	25	...	...	...	...	...	...	...	...	...
Total Group 61(b) ...	117	51	66	12	6	6	1	...	1	...	...	...
Total Group 61 ...	6,507	2,915	3,592	1,553	700	853	1,708	918	790	2,414	1,245	1,169

This content downloaded from 14.194.219.90 on Fri, 09 Feb 2024 06:46:19 +00:00
All use subject to https://about.jstor.org/terms

Group 62.—Storage and weighing.												
396.—Warehouse owners, keepers, &c. ...	65	50	*15*	30	24	6	496	96	231	...	...	...
397.—Warehouse service	54	48	*6*	3	3	...	33	30	*3*	...	...	...
398.—Porters (general)	184	119	*45*	3	3	...	48	6	*42*	33	11	22
399.—Weighmen and measurers	1,718	938	*780*	497	241	*256*	1,403	659	*744*	62	30	32
100.—Watchmen	117	94	*23*	...	...	...	93	29	*64*	1	1	...
Total Group 62 ...	2,118	1,249	*869*	535	271	*269*	2,073	989	*1,084*	96	42	*54*
Total Order XIX ...	80,595	44,806	*35,789*	27,501	16,092	*11,409*	24,506	16,843	*7,663*	30,378	20,338	*10,050*
TOTAL CLASS E ...	132,775	70,822	61,953	59,987	32,089	27,898	45,262	27,361	17,901	155,825	84,806	71,019
CLASS F.—PROFESSIONS.												
ORDER XX.—LEARNED AND ARTISTIC PROFESSIONS.												
Group 63.—Religion.												
(*a*).—Priests, Ministers, &c.												
401.—Priests, ministers, preachers and missionaries	30,860	15,832	*15,028*	19,672	9,417	*10,255*	22,473	11,338	*11,135*	25,416	13,039	*12,377*
402.—Catechists, readers, zandna mission service, &c.	52	37	*15*	37	12	*25*	35	19	*16*	...	...	...
403.—Exorcists, hail averters, &c.	153	63	*90*	29	14	*15*	119	72	*47*	4	...	*4*
Total Group 63 (a) ...	31,065	15,932	*15,133*	19,738	9,443	*10,295*	22,627	11,379	*11,248*	25,420	13,039	*12,381*
(*b*).—Subsidiary religious services.												
404.—Religious mendicants and inmates of monasteries and convents	327	170	*157*	98	56	*42*	209	110	*99*	240	125	*115*
405.—Church, temple, masjid, &c., service	291	186	*105*	109	76	*33*	92	45	*47*	102	85	*17*
405-A.—Circumcisors	394	211	*183*	469	248	*221*	686	343	*343*	99	56	*43*
Total Group 63 (b) ...	1,012	567	*445*	676	380	*296*	987	498	*489*	441	266	*175*
Total Group 63 ...	32,077	16,499	*15,578*	20,414	9,823	*10,591*	23,614	11,877	*11,737*	25,861	13,305	*12,556*
Group 64.—Education.												
406.—Administrative and inspecting officials	196	73	*123*	19	12	*7*	55	31	*24*	38	15	*23*
407.—Principals, professors, teachers ...	5,407	2,955	*2,452*	2,625	1,345	*1,280*	6,912	3,961	*2,951*	2,711	1,631	*1,080*
408.—Clerks, &c., on establishments of educational institution	24	13	*11*	...	...	...	12	7	*5*	...	...	...
Total Group 64 ...	5,627	3,041	*2,586*	2,644	1,357	*1,287*	6,979	3,999	*2,980*	2,749	1,646	*1,103*

This content downloaded from 14.194.219.90 on Fri, 09 Feb 2024 06:46:19 +00:00
All use subject to https://about.jstor.org/terms

DACCA DIVISION—*continued.*

Occupations.	Dacca.			Faridpur.			Bakharganj.			Maimansingh.		
	Total.	Male.	Female.	Total.	Male.	Female.	Total.	Male.	Female.	Total.	Male.	Female.
CLASS F—*continued.*												
***ORDER XX*—concluded.**												
Group 65.—Literature.												
409.—Authors, editors, journalists, &c. ...	23	10	13	...	...	...	...	...	...	...	...	...
411.—Private Secretaries and clerks ...	4,599	2,034	2,565	1,184	635	549	2,367	1,361	1,006	3,001	1,679	1,322
412.—Public scribes and copyists	195	80	115	7	2	5	24	19	5	79	41	38
413.—Service in libraries and literary institutions	...	...	...	...	...	...	5	3	2	...	...	...
Total Group 65 ...	4,817	2,124	2,693	1,191	637	554	2,396	1,383	1,013	3,080	1,720	1,360
Group 66.—Law.												
414.—Barristers, Advocates and pleaders ...	1,959	925	1,034	748	420	328	910	515	395	835	514	321
415.—Solicitors and attorneys	6	2	4	...	...	...	...	...	...	...	...	...
416.—Law agents, muktars, &c.	2,032	1,021	1,011	925	459	466	1,319	805	514	905	551	354
417.—Articled clerks and other lawyer's clerks	1,164	681	483	516	268	248	625	327	298	78	34	44
418.—Stamp vendors	478	196	280	288	144	144	330	151	179	237	125	112
419.—Petition writers	92	52	40	38	29	9	96	51	45	2	...	2
Total Group 66 ...	5,729	2,877	2,852	2,515	1,320	1,195	3,280	1,849	1,431	2,057	1,224	833
Group 67.—Medicine.												
(*a*).—Practitioners.												
420.—Administrative and inspecting staff	...	...	...	21	10	11	1	1	...	...	...	...
421.—Practitioners by diploma	253	120	133	66	39	27	173	97	76	9	9	...
422.—Practitioners without diploma ...	10,013	4,097	5,916	5,748	2,707	3,041	10,757	5,460	5,297	5,288	2,883	2,405
424.—Oculists	17	10	7	...	...	...	8	6	2	...	...	...
425.—Vaccinators	247	117	130	158	83	75	90	52	38	126	74	52
426.—Midwives	1,143	434	709	1,301	519	782	817	386	431	941	292	649
Total Group 67 (a) ...	11,673	4,778	6,895	7,294	3,358	3,936	11,846	6,002	5,844	6,364	3,258	3,106
(*b*).—Subsidiary Medical services.												
428.—Compounders, nurses, &c.	146	78	68	16	8	8	55	48	7	31	19	12
Total Group 67 (b) ...	146	78	68	16	8	8	55	48	7	31	19	12
Total Group 67 ...	11,819	4,856	6,963	7,310	3,366	3,944	11,901	6,050	5,851	6,395	3,277	3,118

This content downloaded from 14.194.219.90 on Fri, 09 Feb 2024 06:46:19 +00:00
All use subject to https://about.jstor.org/terms

Group 68.—Engineering and surveying.												
(a).—Engineers, architects and surveyors.												
429.—Administrative and inspecting staff	...	...	...	9	3	6	...	...	...	...	...	...
430.—Civil Engineers and architects ...	53	28	25	14	5	9	23	13	10	7	...	7
431.—Topographical and revenue surveyors	62	38	24	...	...	...	45	33	12	...	...	...
Total Group 68 (a) ...	115	66	49	23	8	15	68	46	22	7	...	7
(b).—Subsidiary staff.												
432.—Draughtsmen, &c.	1,000	519	481	276	136	140	524	318	206	309	212	97
433.—Clerks, &c., in offices of the above ...	119	58	61	25	14	11	111	83	28	7	7	...
Total Group 68 (b) ...	1,119	577	542	301	150	151	635	401	234	316	219	97
Total Group 68 ...	1,234	643	591	324	158	166	703	447	256	323	219	104
Group 69.—Other sciences.												
(b).—Minor sciences.												
437.—Astrologers, Genealogists and Horoscope-casters	753	370	383	405	196	209	336	160	176	392	189	203
438.—Almanac makers and sellers	29	17	12	...	...	...	...	...	...	1	...	1
Total Group 69 (b) ...	782	387	395	405	196	209	336	160	176	393	189	204
Total Group 69 ...	782	387	395	405	196	209	336	160	176	393	189	204
Group 70.—Pictorial Art and sculpture.												
440.—Painters, Superintendents of Schools of Art, &c.	475	240	235	123	60	63	112	59	53	834	440	394
442.—Photographers	23	12	11	...	...	...	...	...	...	...	...	...
Total Group 70 ...	498	252	246	123	60	63	112	59	53	834	440	394
Group 71.—Music, Acting and Dancing.												
443.—Music composers and teachers	2	1	1	5	4	1	17	11	6	...	...	...
444.—Band-masters and players (not military)	11,128	5,495	5,633	5,182	2,515	2,667	5,682	2,839	2,843	8,894	4,535	4,359
445.—Actors, singers and dancers and their accompanists	806	425	381	447	264	183	447	266	181	1,339	807	532
Total Group 71 ...	11,936	5,921	6,015	5,634	2,783	2,851	6,146	3,116	3,030	10,233	5,342	4,891
Total Order XX ...	74,619	36,600	37,919	40,560	19,700	20,860	55,467	28,940	26,527	51,925	27,362	24,563

This content downloaded from 14.194.219.90 on Fri, 09 Feb 2024 06:46:19 +00:00
All use subject to https://about.jstor.org/terms

Occupations.	Dacca.			Faridpur.			Bakharganj.			Maimansingh.		
	Total	Male.	Female.	Total.	Male.	Female.	Total.	Male.	Female.	Total.	Male.	Female.
CLASS F—*concluded.*												
ORDER XXI.—SPORT AND AMUSEMENTS.												
Group 72.—Sport.												
448.—Shikaris, falconers and bird catchers	33	16	17	11	5	6	529	278	251	153	79	74
Total Group 72 ...	33	16	17	11	5	6	529	278	251	153	79	74
Group 73.—Exhibition and Games.												
(*a*).—Catching, training and exhibiting animals.												
450.—Exhibitors of trained animals, &c. ...	448	234	214	226	117	109	79	42	37	88	41	47
Total Group 73 (a) ...	448	234	214	226	117	109	79	42	37	88	41	47
(*b*).—Conjuring, Fortune telling and other exhibitions.												
453.—Buffoons	32	15	17	6	2	4	3	3	...	37	20	17
454.—Story and ballad reciters	102	68	34	21	10	11	60	45	15	55	26	29
455.—Exhibitors of puppets	3	3	...	6	...	6	12	12	...	19	19	...
456.—Conjurors and fortune-tellers	135	65	70	79	28	51	20	12	8	39	29	10
Total Group 73 (b) ...	272	151	121	112	40	72	95	72	23	150	94	56
(*c*).—Acrobatics and athletics.												
457.—Tumblers, acrobats, wrestlers, &c. ...	71	35	36	10	8	2	84	49	35	207	131	76
Total Group 73 (c) ...	71	35	36	10	8	2	84	49	35	207	131	76
Total Group 73 ...	791	420	371	348	165	183	258	163	95	445	266	179
Total Order XXI ...	824	436	388	359	170	189	787	441	346	598	345	253
TOTAL CLASS F ...	75,343	37,058	38,207	40,919	19,870	21,049	56,254	29,281	26,973	52,523	27,707	24,816

This content downloaded from 14.194.219.90 on Fri, 09 Feb 2024 06:46:19 +00:00
All use subject to https://about.jstor.org/terms

CLASS G.—INDEFINITE AND INDEPENDENT.												
ORDER XXIII.—INDEFINITE.												
Group 74.—Unskilled labour.												
(*a*).—Special branches.												
461.—Well sinkers	79	73	6	3	3	...	...	...	...	...	...	...
462.—Tank-diggers and excavators ...	4,897	4,018	879	2,321	1,697	624	1,809	1,569	240	6,574	5,298	1,276
463.—Road, canal and railway labourers	143	99	44	...	...	...	5	5	...	141	73	68
466.—Rice-pounders and huskers	13,685	2,329	11,356	3,325	629	2,696	23,205	4,462	18,743	6,988	1,640	5,348
Total Group 74(a) ...	18,804	6,519	12,285	5,649	2,329	3,320	25,019	6,036	18,983	13,703	7,011	6,692
(*b*).—General.												
467.—General labour	113,170	62,906	50,264	75,055	38,988	36,067	98,714	53,320	45,394	214,032	122,405	91,627
Total Group 74(b) ...	113,170	62,906	50,264	75,055	38,988	36,067	98,714	53,320	45,394	214,032	122,405	91,627
Total Group 74 ...	131,974	69,425	62,549	80,704	41,317	39,387	123,733	59,356	64,377	227,735	129,416	98,319
Group 75.—Undefined, &c.												
468—A.—Indefinite and unspecified ...	758	417	341	469	161	308	486	292	174	573	94	479
468—B.—Disreputable means of livelihood	2,389	122	2,267	1,498	88	1,410	1,309	54	1,255	4,818	239	4,579
Total Group 75 ...	3,147	539	2,608	1,967	249	1,718	1,775	346	1,429	5,391	333	5,058
Total Order XXIII ...	135,121	69,964	65,157	82,671	41,566	41,105	125,508	59,702	65,806	233,126	129,749	103,377
ORDER XXIV.—INDEPENDENT OF WORK.												
Group 76.—Property and alms.												
(*a*).—Property and allowances.												
469.—House-rent, shares, &c.	840	344	496	216	99	117	470	206	264	55	18	37
470.—Allowances from patrons or relatives	405	162	243	23	6	17	259	119	140	46	25	21
Tota Group 76(a) ...	1,245	506	739	239	105	134	729	325	404	101	43	58
(*b*).—Charity and endowment.												
472.—Mendicancy	22,465	9,750	12,715	16,981	6,840	10,141	18,736	7,669	11,067	36,129	15,372	20,757
Total Group 76(b) ...	22,465	9,750	12,715	16,981	6,840	10,141	18,736	7,669	11,067	36,129	15,372	20,757
Total Group 76 ...	23,710	10,256	13,454	17,220	6,945	10,275	19,465	7,994	11,471	36,230	15,415	20,815

This content downloaded from 14.194.219.90 on Fri, 09 Feb 2024 06:46:19 +00:00
All use subject to https://about.jstor.org/terms

DACCA DIVISION—*concluded.*

Occupations.	Dacca.			Faridpur.			Bakharganj.			Maimansingh.		
	Total.	Male.	Female.	Total.	Male.	Female.	Total.	Male.	Female.	Total.	Male.	Female.
CLASS G—*concluded.*												
***ORDER XXIV*—concluded.**												
Group 77.—Supported at the public charge.												
(*a*).—Pension.												
473.—Pension, Civil services	257	133	*124*	100	44	*56*	22	11	*11*	5	...	*5*
474.—Pension, Military services	...	...	...	...	...	...	...	...	...	1	1	...
474—A.—Pension (unspecified)	483	178	*305*	113	38	*75*	29	16	*13*	29	13	*16*
Total Group 77(a) ...	740	311	*429*	213	82	*131*	51	27	*24*	35	14	*21*
(*b*).—Prisoners.												
476.—Prisoners, under trial	33	30	*3*	14	14	...	29	27	*2*	39	37	*2*
477.—Prisoners, for debt	3	3	...	1	1	...	...	...	...	...	...	...
478.—Prisoners, convicted or in reformatories, &c.	962	949	*13*	161	158	*3*	303	297	*6*	318	314	*4*
Total Group 77(b) ...	998	982	*16*	176	173	*3*	332	324	*8*	357	351	*6*
Total Group 77 ...	1,738	1,293	*445*	389	255	*134*	383	351	*32*	392	365	*27*
Total Order XXIV ...	25,448	11,549	*13,899*	17,609	7,200	*10,409*	19,848	8,345	*11,503*	36,622	15,780	*20,842*
TOTAL CLASS G ...	160,569	81,513	79,056	100,280	48,766	51,514	145,356	68,047	77,309	269,748	145,529	124,219

This content downloaded from 14.194.219.90 on Fri, 09 Feb 2024 06:46:19 +00:00
All use subject to https://about.jstor.org/terms

CHITTAGONG DIVISION.

Occupations.	Chittagong.			Noakhali.			Tippera.			Chittagong Hill Tracts.		
	Total.	Male.	Female.	Total.	Male.	Female.	Total.	Male.	Female.	Total.	Male.	Female.
CLASS A.—GOVERNMENT.												
ORDER I.—ADMINISTRATION.												
Group 1.—Service of the Imperial and Provincial Governments.												
2.—*Officers*	125	61	64	65	39	26	117	74	43	13	8	5
3.—*Office Superintendents and Clerical establishments, &c.*	1,378	696	682	828	469	359	925	500	425	51	43	8
4.—*Messengers, constables, &c.*	2,691	1,823	868	1,893	1,113	780	1,539	964	575	226	142	84
Total Group 1 ...	4,194	2,580	1,614	2,786	1,621	1,165	2,581	1,538	1,043	290	193	97
Group 2.—Service of Local and Municipal Bodies.												
5.—*Inspecting and Supervising officials*	2	2	...	...	...	...	...	...	...	...	...	...
6.—*Clerical establishment*	20	6	14	10	5	5	29	26	3	...	...	...
7.—*Menials*	23	13	10	41	23	18	54	22	32	...	...	...
Total Group 2 ...	45	21	24	51	28	23	83	48	35	...	...	...
Group 3.—Village Service.												
8.—*Headmen*	76	38	38	50	29	21	93	49	44	174	84	90
9.—*Accountants*	24	14	10	4	2	2	8	8	...	...	...	...
11.—*Watchmen*	7,688	3,838	3,850	8,841	4,595	4,246	7,298	3,769	3,529	8	7	1
Total Group 3 ...	7,788	3,890	3,898	8,895	4,626	4,269	7,399	3,826	3,573	182	91	91
Total Order I ...	12,027	6,491	5,536	11,732	6,275	5,457	10,063	5,412	4,651	472	234	188
ORDER II.—DEFENCE.												
Group 4.—Army.												
12 and 13.—*Officers, non-commissioned officers, and privates*	29	23	6	...	...	...	...	...	...	163	144	19
14.—*Followers*	...	...	...	...	...	...	...	...	...	18	14	4
Total Group 4 and Order II ...	29	23	6	...	...	...	...	...	...	181	158	23
ORDER III.—FOREIGN AND FEUDATORY STATES.												
Group 6.—Administrative Service.												
20.—*Clerical establishments*	...	...	...	24	13	11	34	15	19	...	...	...
21.—*Menials, &c.*	...	...	...	18	9	9	99	63	36	...	...	...
Total Group 6 and Order III ...	...	...	...	42	22	20	133	78	55	...	...	...
TOTAL CLASS A ...	12,056	6,514	5,542	11,774	6,297	5,477	10,196	5,490	4,706	653	442	211

This content downloaded from 14.194.219.90 on Fri, 09 Feb 2024 06:46:19 +00:00
All use subject to https://about.jstor.org/terms

CHITTAGONG DIVISION—*continued.*

Occupations.	Chittagong.			Noakhali.			Tippera.			Hill Tracts, Chittagong.		
	Total.	Male.	Female.	Total.	Male.	Female.	Total.	Male.	Female.	Total.	Male.	Female.
CLASS B.—PASTURE AND AGRICULTURE.												
ORDER IV.—LIVE-STOCK.												
Group 8.—Stock breeding and dealing.												
Sub-group (*a*).—Horses and Horned Cattle.												
24.—*Horse breeders and dealers*	10	10	...	...	...	...	...	...	...	...	...	...
25.—*Cattle breeders and dealers*	3,182	2,533	649	156	98	58	909	803	106	15	15	...
26.—*Herdsmen*	2,082	1,852	230	192	144	48	3,222	3,153	69	9	8	1
27.—*Buffalo breeders and dealers*	24	20	4	71	71	...	5	5	...	19	19	...
Total Sub-group (a) ...	5,298	4,415	883	419	313	106	4,136	3,961	175	43	42	1
Sub-group (*b*).—Other draught animals.												
28.—*Elephant catchers*	51	22	29	...	...	...	...	...	...	...	...	...
30.—*Ass and mule breeders and dealers* ...	...	...	...	...	...	...	3	3	...	...	...	...
Total Sub-group (b) ...	51	22	29	...	...	...	3	3	...	...	...	...
Sub-group (*c*).—Small stock.												
31.—*Sheep and goat breeders and dealers*	39	14	25	9	2	7	32	16	16	2	2	...
32.—*Pig breeders and dealers*	...	...	...	...	...	...	26	26	...	...	...	...
Total Sub-group (c) ...	39	14	25	9	2	7	58	42	16	2	2	...
Total Group 8 ...	5,388	4,451	937	428	315	113	4,197	4,006	191	45	44	1
Group 9.—Subsidiary services to stock.												
33.—*Veterinary Surgeons and cattle doctors*	69	46	23	37	25	12	10	10	...	...	...	...
34.—*Farriers and gelders*	20	11	9	8	6	2	29	15	14	...	...	...
35.—*Horse and elephant trainers, &c.* ...	35	15	20	44	22	22	81	45	36	3	3	...
Total Group 9 ...	124	72	52	89	53	36	120	70	50	3	3	...
Total Order IV ...	5,512	4,523	989	517	368	149	4,317	4,076	241	48	47	1

This content downloaded from 14.194.219.90 on Fri, 09 Feb 2024 06:46:19 +00:00
All use subject to https://about.jstor.org/terms

ORDER V.—AGRICULTURE.												
Group 10.—Interest in land.												
37.—Land occupants, not cultivating ...	48,078	23,635	*24,441*	23,124	11,078	*12,046*	24,032	12,238	*11,794*	709	512	*190*
38.—Land occupants, cultivating	147,665	74,203	*73,462*	18,786	9,285	*9,501*	7,934	4,080	*3,854*	303	34	*269*
39.—Lessees of villages	...	...	...	...	...	...	235	44	*191*	...	...	...
40.—Tenants, not cultivating	23,293	11,879	*11,414*	7,715	3,658	*4,057*	18,646	9,017	*9,629*	2	2	...
41.—Tenants and sharers, cultivating ...	542,556	257,048	*285,508*	598,499	299,157	*299,342*	1,247,059	632,497	*614,562*	94,204	51,690	*42,514*
Total Group 10 ...	761,590	366,765	*394,825*	648,104	323,158	*324,946*	1,297,906	657,876	*640,030*	95,218	52,245	*42,973*
Group 11.—Agricultural labourers.												
43.—Field labourers and crop-watchers ...	8,648	3,602	*5,046*	18,922	9,027	*9,895*	43,787	25,285	*18,502*	538	300	*238*
Total Group 11 ...	8,648	3,602	*5,046*	18,922	9,027	*9,895*	43,787	25,285	*18,502*	538	300	*238*
Group 12.—Growers of special products and trees.												
44.—Tea, coffee and cinchona planters and cultivators	2,823	1,568	*1,255*	...	...	...	74	37	*37*	...	...	...
45.—Cocoanut growers	43	17	*26*	3,213	1,760	*1,453*	8	...	*8*	...	...	...
46.—Betel-vine and areca-nut growers ...	2,663	1,359	*1,304*	1,610	759	*851*	678	333	*345*	...	...	...
49.—Indigo planters and cultivators, &c.	...	...	...	3	...	*3*	...	...	...	...	...	...
50.—Fruit-growers	97	24	*73*	6,165	3,213	*2,952*	563	377	*186*	...	...	...
51.—Market gardeners (vegetable growers)	1,237	633	*604*	118	60	*58*	578	360	*218*	2,164	2	*2,162*
52.—Gardeners, seedsmen, &c.	143	80	*63*	43	24	*19*	50	21	*29*	1	1	...
54.—Forest Officers	1	...	*1*	...	...	...	...	...	...	39	36	*3*
55.—Forest Rangers, guards, peons ...	47	35	*12*	4	4	...	22	18	*4*	33	33	...
Total Group 12 ...	7,054	3,716	*3,338*	14,156	5,820	*5,336*	1,973	1,146	*827*	2,237	72	*2,165*
Group 13.—Agricultural training and supervision.												
58.—Agents and managers of landed estates	1,655	997	*658*	2,658	1,398	*1,260*	3,967	2,067	*1,900*	432	216	*216*
58-A.—Land managers' clerks, and servants	2,060	1,095	*965*	4,325	2,399	*1,926*	5,555	3,501	*2,054*	61	42	*19*
Total Group 13 ...	3,715	2,092	*1,623*	6,983	3,797	*3,186*	9,522	5,568	*3,954*	493	258	*235*
Total Order V ..	781,007	376,175	*404,832*	685,165	341,802	*343,363*	1,353,188	689,875	*663,313*	98,486	52,875	*45,611*
TOTAL CLASS B ...	786,519	380,698	405,821	685,682	342,170	343,512	1,357,505	693,951	663,554	98,534	52,922	45,612

This content downloaded from 14.194.219.90 on Fri, 09 Feb 2024 06:46:19 +00:00
All use subject to https://about.jstor.org/terms

Occupations.	Chittagong.			Noakhali.			Tippera.			Chittagong Hill Tracts.		
	Total.	Male.	Female.	Total.	Male.	Female.	Total.	Male.	Female.	Total.	Male.	Female.
CLASS O.—PERSONAL SERVICES.												
ORDER VI.—PERSONAL AND SANITARY SERVICES.												
Group 14.—Personal and Domestic Services.												
59.—Barbers	9,187	4,609	*4,578*	10,774	5,528	*5,246*	15,996	8,713	*7,283*	111	111	...
63.—Washermen	7,007	3,506	*3,501*	16,639	8,420	*8,219*	14,228	7,338	*6,890*	7	6	*1*
64.—Water-carriers	18	11	*7*	19	9	*10*	3	3	...	10	8	*2*
65.—Cooks	1,451	454	*997*	23	15	*8*	209	91	*118*	8	8	...
66.—Indoor servants	1,917	617	*1,300*	554	173	*381*	3,041	1,271	*1,770*	118	76	*42*
67.—Grooms, coachmen, &c.	170	75	*95*	65	38	*27*	42	26	*16*	5	5	...
68.—Doorkeepers, &c.	393	244	*149*	13	10	*3*	169	92	*77*	...	...	...
68—A.—Service (unspecified)	16,168	7,170	*8,998*	2,936	1,832	*1,104*	4,484	2,676	*1,808*	927	246	*681*
Total Group 14	36,311	16,686	*19,625*	31,023	16,025	*14,998*	38,172	20,210	*17,962*	1,186	460	*726*
Group 15.—Non-domestic Establishment.												
69.—Hotel and Lodging-house Owners and Managers	43	26	*17*	106	60	*46*	84	37	*47*	...	...	...
70.—Rest-house and Sarai Owners and Managers	28	16	*12*	60	37	*23*	...	...	...	...	...	...
71.—Club-Secretaries, Managers, &c.	...	...	...	1	1	...	...	...	...	...	...	...
Total Group 15	71	42	*29*	167	98	*69*	84	37	*47*	...	...	...
Group 16.—Sanitation.												
74.—Sweepers and Scavengers	738	418	*320*	593	360	*233*	408	298	*110*	11	11	...
Total Group 16	738	418	*320*	593	360	*233*	408	298	*110*	11	11	...
Total Order VI	37,120	17,146	*19,974*	31,783	16,483	*15,300*	38,664	20,545	*18,119*	1,197	471	*726*
TOTAL CLASS O	37,120	17,146	19,974	31,783	16,483	15,300	38,664	20,545	18,119	1,197	471	726

This content downloaded from 14.194.219.90 on Fri, 09 Feb 2024 06:46:19 +00:00
All use subject to https://about.jstor.org/terms

CLASS D.—PREPARATION AND SUPPLY OF MATERIAL SUBSTANCES.												
ORDER VII.—FOOD AND DRINK.												
Group 17.—Animal Food.												
76.—Cow and buffalo-keepers and milk and butter sellers	668	393	573	2,623	1,342	1,281	7,665	4,172	3,493	38	18	29
77.—Ghee preparers and sellers	18	14	4	49	41	8	23	9	14	...	...	...
79.—Butchers	38	17	21	14	7	7	18	14	4	6	6	...
80.—Egg and fowl dealers	313	157	156	74	41	33	31	17	14	6	6	...
81 & 82.—Fishermen and fish dealers ...	44,378	21,534	22,844	24,180	12,416	11,764	57,054	27,686	29,368	351	324	27
Total Group 17 ...	45,713	22,115	23,598	26,940	13,847	13,093	64,791	31,896	32,893	401	354	47
Group 18.—Vegetable Food.												
83.—Grain dealers	3,273	1,983	1,290	12,323	6,564	5,759	4,483	2,839	1,644	166	124	42
84.—Grain parchers	1,356	332	1,024	1,073	503	570	1,323	397	926	1	1	...
85.—Pulse and flour preparers and sellers	202	55	147	119	61	58	181	71	110	...	...	...
87.—Bakers	140	71	69	79	39	40	46	22	24	1	1	...
88.—Bran sellers	31	11	20	...	...	...	...	...	...	...	...	...
89 & 90.—Vegetable and fruit sellers ...	...	...	...	2	2	...	51	...	51	...	...	...
92.—Confectioners and sweetmeat makers and sellers and pedlars	777	376	401	144	81	63	649	303	346	10	9	1
Total Group 18 ...	5,779	2,828	2,951	13,740	7,250	6,490	6,733	3,632	3,101	178	135	43
Group 19.—Drink, condiments and Narcotics.												
95.—Sodawater, lemonade, &c., manufacturers and sellers	12	8	4	...	...	...	...	...	...	...	...	...
96.—Sherbet preparers and sellers ...	8	5	3	7	6	1	7	7	...	...	...	...
97.—Country spirits distillers and sellers	141	74	67	44	27	17	89	49	40	44	18	26
98.—Toddy drawers and sellers	112	46	66	54	24	30	50	23	27	...	...	...
101.—Tea sellers and tasters	4	1	3	...	...	...	...	...	...	...	...	...
103.—Sugar manufacturers and sellers ...	...	...	...	25	20	5	56	48	8	...	...	...
104.—Molasses makers and sellers	120	75	45	661	351	310	774	405	369	...	...	...
105.—Salt preparers and sellers	701	332	369	1,043	546	497	584	345	239	53	53	...
109.—Grocers and general condiment dealers	4,260	2,053	2,207	2,642	1,472	1,170	14,881	7,686	7,175	19	16	3
111.—Betel leaf and areca-nut sellers ...	14,985	7,584	7,401	12,285	6,905	5,380	17,116	9,054	8,062	63	62	1
112.—Tobacco and snuff manufacturers and sellers	1,904	1,038	866	1,394	677	717	1,382	722	660	36	36	...
114.—Opium, &c., manufacturers and sellers	40	23	18	3	3	...	6	2	4	...	...	...
115.—Bhang, ganga, &c., preparers and sellers	28	15	13	9	2	7	65	34	31	...	...	...
Total Group 19 ...	22,315	11,253	11,062	18,167	10,033	8,134	34,990	18,375	16,615	215	185	30
Total Order VII ...	73,807	36,196	37,611	58,847	31,130	27,717	106,514	53,903	52,609	794	674	120

This content downloaded from 14.194.219.90 on Fri, 09 Feb 2024 06:46:19 +00:00
All use subject to https://about.jstor.org/terms

Occupations.	Chittagong.			Noakhali.			Tippera.			Chittagong Hill Tracts.		
	Total.	Male.	Female.	Total.	Male.	Female.	Total.	Male.	Female.	Total.	Male.	Female.
CLASS D—*continued.*												
ORDER VIII.—LIGHT, FIRING AND FORAGE.												
Group 20.—Lighting.												
116.—Oil-pressers and sellers	4,158	2,068	2,090	2,506	1,344	1,162	4,014	2,253	1,761	2	2	...
117.—Oil and salt sellers	61	36	25	1,313	696	617	1,190	621	569	...	...	...
118.—Oilcake dealers	...	...	...	2	2	...	19	8	11	...	...	...
121.—Kerosine-oil dealers	10	1	9	31	17	14	29	17	12	...	...	...
122.—Matches makers and sellers	40	30	10	7	6	1	191	97	94	...	...	...
123.—Lamp and lantern makers and sellers	14	9	5	...	...	...	7	7	...	...	...	...
Total Group 20 ...	4,283	2,144	2,139	3,859	2,065	1,794	5,450	3,003	2,447	2	2	...
Group 21.—Fuel and Forage.												
125.—Firewood and grass gatherers and sellers	70	10	60	101	38	63	625	372	253	...	...	...
126.—Firewood contractors and dealers ...	669	292	377	...	...	...	135	61	74	44	19	25
129.—Charcoal burners and dealers	99	56	43	8	4	4	121	78	43	...	...	...
131.—Hay, &c., contractors and dealers ...	12	3	9	...	...	...	...	...	...	...	...	...
Total Group 21 ...	850	361	489	109	42	67	881	511	370	44	19	25
Total Order VIII ...	5,133	2,505	2,628	3,968	2,107	1,861	6,331	3,514	2,817	46	21	25
ORDER IX.—BUILDINGS.												
Group 22.—Building materials.												
132.—Brick and tile burners and sellers ...	87	41	46	34	21	13	260	153	107	...	...	...
133.—Lime and shell burners and sellers ...	583	284	299	283	152	131	898	435	463	...	...	...
135.—Thatch dealers and thatchers	472	263	209	1,385	769	616	2,451	1,483	968	124	67	57
Total Group 22 ...	1,142	588	554	1,702	942	760	3,609	2,071	1,538	124	67	57
Group 23.—Artificers in Building.												
137.—Stone and marble workers	...	...	...	...	...	...	45	23	22	...	...	...
138.—Masons	1,279	652	627	384	189	195	735	371	364	...	...	...
139.—Builders and joiners	321	188	133	196	91	105	42	20	22	...	...	...

This content downloaded from 14.194.219.90 on Fri, 09 Feb 2024 06:46:19 +00:00
All use subject to https://about.jstor.org/terms

140.—Plasterers and house painters... ...	74	52	22	...	...	...	...	...	...	...	...	...	...
141.—Mud wall and roof builders	63	51	12	...	...	...	...	...	...	...	...	...	...
Total Group 23 ...	1,737	923	814	579	280	299	822	422	400	...	...	...	...
Total Order IX ...	2,679	1,311	1,368	2,281	1,222	1,059	4,431	2,493	1,938	124	67	57	
ORDER X.—VEHICLES AND VESSELS.													
Group 24.—Railway plant.													
144.—Railway mechanics	4	4	...	...	...	...	3	3	...	...	...	...	...
Total Group 24 ...	4	4	...	...	...	...	3	3	...	...	...	...	...
Group 25.—Carts, carriages, &c.													
146.—Cart makers and carriage makers and sellers	22	10	12	...	...	...	13	7	6	...	...	...	...
147.—Palki, dandi and rickshaw, &c. makers and sellers	1	...	1	...	...	...	53	27	26	...	...	...	...
Total Group 25 ...	23	10	13	...	...	...	66	34	32	...	...	...	...
Group 26.—Ships and boats.													
148.—Shipwrights, boat builders, &c.... ...	651	279	372	115	57	58	3,311	1,868	1,443	32	32	...	
Total Group 26 ...	651	279	372	115	57	58	3,311	1,868	1,443	32	32	...	
Total Order X ...	678	293	385	115	57	58	3,380	1,905	1,475	32	32	...	
ORDER XI.—SUPPLEMENTARY REQUIREMENTS.													
Group 27.—Paper.													
153.—Paper makers and sellers and palm-leaf binders	8	4	4	6	5	1	10	6	4	...	...	...	
154.—Stationers	562	286	276	852	450	402	2,798	1,425	1,373	2	2	...	
Total Group 27 ...	570	290	280	858	455	403	2,808	1,431	1,377	2	2	...	
Group 28.—Books and prints, &c.													
157.—Press proprietors, Lithographers and printers	13	10	3	15	10	5	12	6	6	...	...	...	
158.—Bookbinders	137	73	64	141	69	72	65	34	31	4	4	...	
159.—Book sellers and publishers	25	16	9	4	3	1	8	5	3	...	...	...	
Total Group 28 ...	175	99	76	160	82	78	85	45	40	4	4	...	

This content downloaded from 14.194.219.90 on Fri, 09 Feb 2024 06:46:19 +00:00
All use subject to https://about.jstor.org/terms

Occupations.	Chittagong.			Noakhali.			Tippera.			Chittagong Hill Tracts.		
	Total.	Male.	Female.	Total.	Male.	Female.	Total.	Male.	Female.	Total.	Male.	Female.
CLASS D—*continued.*												
***ORDER XI*—concluded.**												
Group 30.—Carving, engraving, &c.												
173.—Die-sinkers and seal engravers ...	13	5	8	...	...	...	...	...	...	...	...	...
Total Group 30 ...	13	5	8	...	...	...	...	...	...	...	...	...
Group 31.—Toys, curiosities, &c.												
177.—Toy, kite and cage makers and sellers	33	16	17	...	...	...	11	5	6	...	...	...
178.—Hukka-stem makers and sellers ...	68	33	36	12	7	5	262	133	129	...	...	...
Total Group 31 ...	101	48	53	12	7	5	273	138	135	...	...	...
Group 32.—Music and Musical Instruments.												
183.—Music and musical instrument dealers	3	...	3	...	...	...	6	3	3	...	...	...
184.—Conch dealers, drum and horn makers	103	60	43	293	168	125	92	43	49	...	...	...
Total Group 32 ...	106	60	46	293	168	125	98	46	52	...	...	...
Group 33.—Necklaces, Bracelets, beads, sacred threads, &c.												
185.—Bangle makers and sellers in lac ...	...	...	...	166	89	77	...	...	...	...	...	...
187.—Bangle makers and sellers in wood and bone	49	24	25	84	39	45	...	...	...	...	...	...
188.—Bangle makers and sellers in clay ...	...	...	...	4	2	2	...	...	...	...	...	...
189.—Bangle makers and sellers in glass ...	...	...	...	17	10	7	16	9	7	...	...	...
189—A.—Bangle makers and sellers (unspecified)	...	...	...	609	297	312	111	51	60	...	...	...
192.—Bead makers and sellers	71	33	38	...	...	...	93	48	45	...	...	...
194.—Flower garland makers and sellers	31	10	21	26	13	13	11	8	3	...	...	...
196.—Sacred-thread makers and sellers ...	6	...	6	3	...	3	4	1	3	...	...	...
Total Group 33 ...	157	67	90	909	450	459	235	117	118	...	...	...
Group 34.—Furniture.												
198.—Furniture makers	...	...	...	12	5	7	...	...	...	...	...	...
200.—Looking glass makers and sellers ...	24	9	15	33	15	18	...	...	...	...	...	...
Total Group 34 ...	24	9	15	45	20	25	...	...	...	...	...	...

This content downloaded from 14.194.219.90 on Fri, 09 Feb 2024 06:46:19 +00:00
All use subject to https://about.jstor.org/terms

Group 36.—Tools and machinery.												
204.—Knife and tool makers and sellers	869	278	591	112	61	51	88	61	27	26	26	...
204—A.—Plough makers and sellers	1	1	...	4	4	...	232	140	92	...	...	...
206.—Looms and loom-comb makers and sellers	10	5	5	...	...	...	...	...	...	...	...	...
207.—Mechanics (not railway)	529	250	279	...	...	...	...	...	...	2	2	...
Total Group 36 ...	1,409	534	875	116	65	51	320	201	119	28	28	...
Group 37.—Arms and ammunition.												
209.—Gun makers, menders and sellers ...	9	4	5	7	6	1	9	4	5	9	9	...
211.—Gunpowder makers and sellers ...	5	5	...	...	...	...	...	...	...	...	...	...
212.—Firework makers and sellers ...	171	67	104	19	9	10	101	52	49	...	...	...
216.—Cudgel makers and sellers	4	2	2	...	...	...	5	...	5	...	...	...
Total Group 37 ...	189	78	111	26	15	11	115	56	59	9	9	...
Total Order XI ...	2,744	1,190	1,554	2,419	1,262	1,157	3,934	2,034	1,900	43	43	...
ORDER XII.—TEXTILE FABRICS AND DRESS.												
Group 38.—Wool and fur.												
217.—Carpet weavers and sellers	38	18	20	...	...	...	...	...	...	...	...	...
218.—Shawl weavers and sellers	...	...	...	1	1	...	...	...	...	...	...	...
Total Group 38 ...	38	18	20	1	1	...	...	...	...	...	...	...
Group 39.—Silk.												
228.—Silk weavers and dealers	37	15	22	5	3	2	20	10	10	...	...	...
Total Group 39 ...	37	15	22	5	3	2	20	10	10	...	...	...
Group 40.—Cotton.												
231.—Cotton cleaners, pressers and ginners	2	2	...	7	6	1	37	30	7	...	...	...
231—A.—Raw cotton dellers	218	104	114	126	61	65	276	145	131	...	...	...
232.—Cotton carpet and rug makers and sellers	...	...	...	...	...	...	2	...	2	...	...	...
233.—Cotton spinners, sizers and yarn beaters	11,959	1,616	10,343	2,659	307	2,352	2,368	233	2,135	7	4	3
234.—Cotton weavers, mill-owners and managers	18,587	8,461	10,126	28,492	14,160	14,332	36,793	17,990	18,803	36	36	...
236.—Calenderers fullers, and printers ...	20	10	10	...	...	...	...	...	...	...	...	...
237.—Cotton dyers	58	20	38	...	...	...	...	...	...	...	...	...
238.—Tape makers and sellers	...	...	...	7	7	...	...	...	...	...	...	...
Total Group 40 ...	30,844	10,213	20,631	31,291	14,541	16,750	39,476	18,398	21,078	43	40	3

This content downloaded from 14.194.219.90 on Fri, 09 Feb 2024 06:46:19 +00:00
All use subject to https://about.jstor.org/terms

Occupations.	Chittagong.			Noakhali.			Tippera.			Chittagong Hill Tracts.		
	Total.	Male.	Female.	Total.	Male.	Female.	Total.	Male.	Female.	Total.	Male.	Female.
CLASS D—*continued.*												
***ORDER XII*—concluded.**												
Group 41.—Jute, flax, coir, &c.												
240.—Flax spinners, weavers and sellers	47	39	8	4	...	4	52	16	36	...	...	...
241.—Rope makers and sellers	357	185	172	13	6	7	123	61	62	...	...	...
242.—Jute manufacturers, managers and agents	7	...	7	5	3	2	141	64	77	1	1	...
243.—A.—Raw jute dealers	10	1	9	96	43	53	1,721	887	834	...	...	...
243.—Sacking, tarpaulin, and gunny makers and sellers	6	2	4	38	26	12	904	361	543	...	...	...
244.—Net makers and sellers	2,691	760	1,931	551	277	274	1,333	604	729	...	...	...
Total Group 41 ...	3,118	987	2,13	707	355	352	4,274	1,993	2,281	1	1	...
Group 42.—Dress.												
247.—Tailors and darners	5,164	2,324	2,840	2,157	1,236	921	2,117	1,252	865	32	30	2
248.—Milliners and dress makers	...	...	...	5	5	...	...	...	...	...	...	...
249.—Outfitters, and clothes and quilt dealers	2	1	1	7	7	...	5	...	5	...	...	...
250.—Hosiers and harberdashers	1	...	1	19	7	12	623	318	305	...	...	...
251.—Hat, cap, and turban makers and sellers	46	22	24	26	15	11	33	18	15	...	...	...
253.—Umbrella makers and sellers	167	98	69	80	44	36	199	98	101	...	...	...
254.—Embroiderers and lace and muslin makers	...	...	...	...	...	...	67	25	42	...	...	...
257.—Piece-goods dealers	2,491	1,213	1,278	3,110	1,524	1,586	4,998	2,712	2,286	86	64	22
Total Group 42 ...	7,871	3,658	4,213	5,404	2,838	2,566	8,042	4,423	3,619	118	94	24
Total Order XII ...	41,908	14,891	27,017	37,408	17,738	19,670	51,812	24,824	26,988	162	135	27
ORDER XIII.—METAL AND PRECIOUS STONES.												
Group 43.—Gold, silver, and precious stones.												
258.—Gold and silver dealers	668	242	426	152	83	69	558	235	323	18	16	...
259 & 260.—Gold and silver assayers and workers	7,272	3,838	3,434	4,742	2,360	2,382	7,560	3,975	3,585	112	112	...
262.—Goldsmiths' dust washers	...	...	...	...	...	...	1	...	1	...	...	...
274.—Coral dealers	2	2	...	...	...	...	...	...	...	...	...	...
Total Group 43 ...	7,942	4,082	3,860	4,894	2,443	2,451	8,119	4,210	3,909	128	128	...

This content downloaded from 14.194.219.90 on Fri, 09 Feb 2024 06:46:19 +00:00
All use subject to https://about.jstor.org/terms

Group 44.—Brass, copper, and bell-metal.												
276.—Brass workers and sellers	16	5	11	299	79	220	90	...	90	...	...	...
277.—Brass pot makers and sellers	83	43	40	32	8	24	234	135	99	...	...	...
279.—Copper workers and sellers	71	35	36	...	...	...	...	...	...	...	...	...
281.—Bell-metal workers and sellers	52	39	13	26	26	...	50	38	12	...	...	...
282.—General workers in brass, copper and bell-metal	21	8	13	29	23	6	303	148	155	...	...	...
283.—Brass and copper dealers	62	33	29	116	106	10	418	236	182	...	...	...
Total Group 44 ...	305	163	142	502	242	260	1,095	557	538	...	...	...
Group 45.—Tin, zinc, mercury and lead.												
284.—Tin workers and sellers	245	131	114	60	28	32	32	18	14	2	1	1
285.—Tinfoil makers and sellers	...	...	...	1	1	...	...	...	...	...	...	...
287.—Lead and quick-silver workers and sellers	32	14	18	...	...	...	...	...	...	...	...	...
288.—General workers in tin, lead and zinc	...	...	...	...	...	...	34	22	12	...	...	...
Total Group 45 ...	277	145	132	61	29	32	66	40	26	2	1	1
Group 46.—Iron and steel.												
290.—Blacksmiths	3,186	1,644	1,542	2,008	1,063	945	3,231	1,636	1,595	117	117	...
291.—Iron and hardware dealers	164	93	71	57	36	21	346	191	155	15	15	...
Total Group 46 ...	3,350	1,737	1,613	2,065	1,099	966	3,577	1,827	1,750	132	132	...
Total Order XIII ...	11,874	6,127	5,747	7,522	3,813	3,709	12,857	6,634	6,223	282	281	1
ORDER XIV.—GLASS, POTTERY AND STONEWARE.												
Group 47.—Glass and Chinaware.												
295.—Glass-blowers, window glass makers, &c.	3	1	2	...	...	...	...	...	...	...	...	...
296.—Bottle dealers	3		1	...	...	...	6	4	2	...	...	...
297.—Glass and Chinaware dealers	36	23	13	14	9	5	33	22	11	...	...	...
Total Group 47 ...	42	26	16	14	9	5	39	26	13	...	...	...
Group 48.—Earthen and stoneware.												
298.—Potters and pipe bowl makers and sellers	9,999	4,950	5,049	4,597	2,409	2,188	10,405	5,363	5,042	5	5	...
298-A.—Image makers and sellers	50	37	13	33	19	14	530	255	275	...	...	...
299.—Grindstone and millstone makers and sellers	29	22	7	...	...	...	44	24	20	...	...	...
Total Group 48 ...	10,078	5,009	5,069	4,630	2,428	2,202	10,979	5,642	5,337	5	5	...
Total Order XIV ...	10,120	5,035	5,085	4,644	2,437	2,207	11,018	5,668	5,350	5	5	...

This content downloaded from 14.194.219.90 on Fri, 09 Feb 2024 06:46:19 +00:00
All use subject to https://about.jstor.org/terms

CHITTAGONG DIVISION—*continued.*

Occupations.	Chittagong.			Noakhali.			Tippera.			Chittagong Hill Tracts.		
	Total.	Male.	Female.	Total.	Male.	Female.	Total.	Male.	Female.	Total.	Male.	Female.
CLASS D—*concluded.*												
ORDER XV.—WOOD, CANE AND LEAVES, &c.												
Group 49.—Timber and wood.												
302.—Timber and bamboo agents and dealers	3,163	1,408	*1,755*	684	336	*348*	1,678	659	*1,019*	...	...	...
303.—Wood cutters and sawyers	1,351	687	*664*	295	134	*161*	1,309	658	*651*	54	54	...
304.—Carpenters	4,851	2,405	*2,446*	3,458	1,775	*1,683*	6,598	3,627	*2,971*	89	88	*1*
305.—Coopers and box makers	74	44	*30*	25	10	*15*	18	12	*6*	...	...	...
Total Group 49	9,439	4,544	*4,895*	4,462	2,255	*2,207*	9,603	4,956	*4,647*	143	142	*1*
Group 50.—Canework, matting and leaves, &c.												
306.—Bamboo and rattan splitters, workers and sellers	47	25	*22*	14	10	*4*	109	57	*52*	761	761	...
307.—Basket weavers and winnowing pan makers and sellers	697	268	*429*	189	84	*105*	454	144	*310*	...	...	...
308.—Mat makers and sellers	4,680	2,006	*2,674*	1,958	944	*1,014*	3,318	1,613	*1,705*	21	21	...
310.—Leaf plate makers and sellers	203	62	*141*	4	1	*3*	...	...	...	...	...	...
312.—Leaf fan makers and sellers	5	1	*4*	...	...	...	...	...	...	...	...	...
313.—Brush and comb makers and sellers	26	16	*10*	55	29	*26*	...	...	...	...	...	...
314.—Broom makers and sellers	14	...	*14*	...	...	...	...	...	...	...	...	...
315.—Pith and bark collectors, workers and sellers	68	45	*23*	4	1	*3*	92	55	*37*	...	...	...
Total Group 50	5,740	2,423	*3,317*	2,224	1,069	*1,155*	3,973	1,869	*2,104*	782	782	...
Total Order XV	15,179	6,967	*8,212*	6,686	3,324	*3,362*	13,576	6,825	*6,751*	925	924	*1*
ORDER XVI.—DRUGS, GUMS, DYES, &c.												
Group 51.—Gums, wax, and similar Forest produce.												
319.—Catechu preparers and sellers	...	...	...	...	...	...	23	13	*10*	...	...	...
323.—Wax, honey, and minor forest produce collectors and sellers	6	3	*3*	...	...	...	112	8	*4*	...	...	...
Total Group 51	6	3	*3*	...	...	...	35	21	*14*	...	...	...

This content downloaded from 14.194.219.90 on Fri, 09 Feb 2024 06:46:19 +00:00
All use subject to https://about.jstor.org/terms

Group 52.—Drugs, dyes, pigments, &c.												
334.—Chemists and druggists	856	78	778	638	363	275	802	280	522	19	10	9
336.—Kaukau (red powder) preparers and sellers	...	...	...	...	...	...	5	...	5	...	...	...
337.—Perfume preparers and sellers ...	14	8	6	3	1	2	35	20	15	...	...	...
Total Group 52 ...	870	286	784	641	364	277	542	300	542	19	10	9
Total Order XVI ...	576	286	287	641	364	277	577	321	256	19	10	9
ORDER XVII.—LEATHER, HORNS, BONES, &c.												
Group 53.—Leather, &c.												
338.—Tanners, curriers and hide sellers ...	28	15	13	...	...	...	812	353	459	1	1	...
339.—Shoe, sandal, boot makers and sellers	565	296	269	474	241	233	744	397	347	...	...	...
342.—Hide, horns and bone dealers	788	389	399	694	388	306	3,249	1,692	1,557	...	...	...
Total Group 53 and Order XVII ...	1,381	700	681	1,168	629	539	4,805	2,472	2,333	1	1	...
TOTAL CLASS D ...	166,279	75,704	90,575	125,699	64,083	61,616	219,235	110,595	108,640	2,413	2,173	240
CLASS E.—COMMERCE, TRANSPORT, STORAGE.												
ORDER XVIII.—COMMERCE.												
Group 54.—Dealers in money and securities.												
349.—Money-lenders and pawn-brokers ...	243	113	131	4,069	2,027	2,042	4,112	1,957	2,155	...	...	...
350.—Money-changers and testers	178	88	90	20	9	11	71	37	34	10	10	...
351.—Bank clerks, cashiers and bill collectors, &c.	89	43	46	19	8	11	...	...	...	...	...	...
Total Group 54 ...	510	243	267	4,108	2,044	2,064	4,183	2,094	2,189	10	10	...
Group 55.—General Merchandise.												
352.—General merchants	5,657	2,703	2,954	5,015	2,585	2,430	10,276	4,972	5,304	286	269	17
353.—Merchants' managers, clerks, accountants, &c.	99	70	29	176	82	94	789	384	405	7	7	...
Total Group 55 ...	5,756	2,773	2,983	5,191	2,667	2,524	11,065	5,356	5,709	293	276	17
Gorup 56.—Dealing, unspecified.												
354.—Shopkeepers' clerks, salesmen, &c. ...	98	49	49	203	158	45	749	428	321	3	3	...
355.—Shopkeepers and money-lenders' servants	615	394	221	453	264	189	667	335	332	10	6	4
356.—Shopkeepers, otherwise unspecified ...	9,893	5,468	4,425	1,158	615	543	2,888	1,382	1,506	290	283	7
357.—Pedlars, hawkers, &c.	728	428	300	45	22	23	166	105	61	40	40	...
Total Group 56 ...	11,33	6,339	4,995	1,859	1,059	800	4,470	2 250	2,220	343	332	11

This content downloaded from 14.194.219.90 on Fri, 09 Feb 2024 06:46:19 +00:00
All use subject to https://about.jstor.org/terms

CHITTAGONG DIVISION—*continued.*

Occupations.	Chittagong.			Noakhali.			Tippera.			Chittagong Hill Tracts.		
	Total.	Male.	Female.	Total.	Male.	Female.	Total.	Male.	Female.	Total.	Male.	Female.
CLASS E—*continued.*												
***ORDER XVIII*—concluded.**												
Group 57.—Middlemen.												
(*a*)—Brokers, &c.												
368.—Brokers, agents, dubash	27	12	*15*	47	30	*17*	320	153	*167*	9	9	...
Total Group 57(a) ...	27	12	*15*	47	30	*17*	320	153	*167*	9	9	...
(*b*)—Contractors and farmers.												
369.—Farmers of tolls and ferries	12	8	*4*	17	13	*4*	4	4	...	...	...	...
370.—A.—Lessees of pounds	...	...	...	11	8	*3*	...	...	...	...	...	...
382.—Lessees and Superintendents of markets, &c.	...	...	...	63	3	*60*	11	1	*10*	...	...	...
383.—Contractors, otherwise unspecified ...	100	57	*43*	98	87	*11*	1,216	758	*458*	12	11	*1*
384.—Contractors for labour, Emigration Agents	15	6	*9*	13	8	*5*	...	...	...	4	4	...
Total Group 57(b) ...	127	71	*56*	202	119	*83*	1,231	763	*468*	16	15	*1*
Total Group 57 ...	154	83	*71*	249	149	*100*	1,551	916	*635*	25	24	*1*
Total Order XVIII ...	17,754	9,438	*8,316*	11,407	5,919	*5,488*	21,267	10,544	*10,723*	671	642	*29*
ORDER XIX.—TRANSPORT AND STORAGE.												
Group 58.—Railway.												
(*a*)—Administration.												
376.—Clerical staff in Railway establishment	...	...	...	...	...	...	1	...	*1*	...	...	...
Total Group 58(a) ...	...	...	...	...	...	...	1	...	*1*	...	...	...
(*b*)—Working Staff.												
372.—Guards, drivers, firemen, &c.	16	5	*11*	...	...	...	...	...	...	...	...	...
373.—Pointsmen, shunters, porters, &c. ...	...	...	...	...	...	...	...	...	...	1	...	...
Total Group 58(b) ...	16	5	*11*	...	...	...	...	...	...	1	1	...
Total Group 58 ...	16	5	*11*	...	...	...	1	...	*1*	1	1	...

This content downloaded from 14.194.219.90 on Fri, 09 Feb 2024 06:46:19 +00:00
All use subject to https://about.jstor.org/terms

Group 59.—Road.												
(a)—Cart, carriage owners and drivers.												
375.—Cart owners and drivers, &c.	1,519	809	710	922	486	436	131	44	87	...	...	...
376.—Livery stable-keepers, &c.	8	5	3	...	...	...	...	...	...	...	...	...
378.—Palki owners, bearers, &c.	2,285	1,228	1,057	2,541	1,488	1,053	3,461	2,113	1,348	...	...	...
Total Group 59(a) ...	3,812	2,042	1,770	3,463	1,974	1,489	3,592	2,157	1,435	...	...	...
(b)—Carriers by pack animals.												
379.—Pack bullock owners and drivers ...	10	4	6	...	...	...	2	...	2	...	...	...
Total Group 59(b) ...	10	4	6	...	...	...	2	...	2	...	...	...
Total Group 59 ...	3,822	2,046	1,776	3,463	1,974	1,489	3,594	2,157	1,437	...	...	...
Group 60.—Water.												
(a)—Owners, &c., of vessels.												
381.—Ship owners, companies and agents	101	47	54	...	...	...	...	...	...	...	...	...
382.—Shipping clerks, supercargoes... ...	68	24	49	...	...	...	11	7	4	...	...	...
383.—Boat and barge owners, &c.	194	111	83	237	169	68	312	222	90	...	...	...
Total Group 60(a) ...	261	182	179	237	169	68	323	229	94	...	...	...
(b)—Working Staff of vessels.												
384.—Ships' officers, engineers, sailors, &c.	8,632	3,062	5,570	917	358	559	49	49	...	8	...	8
385.—Boat and bargemen	10,440	4,174	6,266	6,498	3,956	2,542	8,347	5,011	3,336	158	141	17
386.—Pilots	29	16	13	...	...	...	...	...	...	...	...	...
388.—Dock and harbour service	14	12	2	...	...	...	...	...	...	...	...	...
389.—Divers	...	...	...	4	4	...	...	...	...	...	...	...
Total Group 60(b) ...	19,115	7,264	11,851	7,417	4,318	3,101	8,396	5,060	3,336	166	141	25
Total Group 60 ...	19,476	7,446	12,030	7,654	4,485	3,169	8,719	5,289	3,430	166	141	25
Group 61.—Messages.												
(a)—Post. &c.												
390.—Postal Directors, Post-masters and clerks	163	110	53	164	99	65	157	100	57	31	13	18
391.—Postal messengers, runners, &c. ...	445	246	199	485	262	223	416	237	179	13	11	2
392.—Messengers (unspecified)...	3,443	1,718	1,725	640	337	303	1,066	519	547	42	37	5
Total Group 61(a) ...	4,051	2,074	1,977	1,289	698	591	1,639	856	783	86	61	25

This content downloaded from 14.194.219.90 on Fri, 09 Feb 2024 06:46:19 +00:00
All use subject to https://about.jstor.org/terms

Occupations.	Chittagong.			Noakhali.			Tippera.			Chittagong Hill Tracts.		
	Total.	Male.	Female.	Total.	Male.	Female.	Total.	Male.	Female.	Total.	Male.	Female.
CLASS E—*concluded.*												
***ORDER XIX*—concluded.**												
(*b*)—Telegraph and Telephone.												
393.—*Telegraph officers and clerical establishments*	25	11	*14*	7	3	*4*	13	7	6	...	...	...
394.—*Signallers and messengers*	18	6	*12*	3	2	*1*	7	6	*1*	18	16	*2*
Total Group 61(b) ...	43	17	*26*	10	5	*5*	20	13	*7*	18	16	*2*
Total Group 61 ...	4,094	2,091	*2,003*	1,299	703	*596*	1,659	869	*790*	104	77	*27*
Group 62.—Storage and weighing.												
396.—*Warehouse owners, keepers, &c.* ...	...	...	...	11	11	...	31	...	*31*	...	...	...
397.—*Warehouse service*	32	14	*18*	3	...	*3*	10	10	...	...	...	...
398.—*Porters (general)*	141	141	...	10	4	*6*	30	10	*20*	...	...	...
399.—*Weighmen and measurers*	97	52	*45*	17	7	*10*	582	270	*312*	...	...	...
400.—*Watchmen*	13	9	*4*	1	1	...	...	...	...	...	...	...
Total Group 62 ...	283	216	*67*	42	23	*19*	653	90	*563*	...	...	...
Total Order XIX ...	27,691	11,804	*15,887*	12,458	7,185	*5,273*	14,626	8,605	*6,021*	271	219	*52*
TOTAL CLASS E ...	45,445	21,242	24,203	23,865	13,104	10,761	35,893	19,149	16,744	942	861	81
CLASS F.—PROFESSIONS.												
ORDER XX.—LEARNED AND ARTISTIC PROFESSIONS.												
Group 63.—Religion.												
(*a*).—Priests, Ministers, &c.												
401.—*Priests, ministers, preachers and missionaries*	29,433	14,094	*15,339*	8,986	4,706	*4,280*	24,691	12,543	*12,148*	98	64	*34*
402.—*Catechists, readers and sundna mission service*	25	24	*1*	4	2	*2*	5	5	...	...	...	...
403.—*Exorcists, hall-averters, &c.*	32	17	*15*	36	16	*20*	...	...	...	44	23	*21*
Total Group 63(a) ...	29,490	14,135	*15,355*	9,026	4,724	*4,302*	24,696	12,548	*12,148*	140	87	*53*
(*b*).—Subsidiary religious service.												
404.—*Religious mendicants, inmates of monasteries, convents, &c.*	74	34	*40*	84	32	*52*	148	83	*65*	...	...	...

This content downloaded from 14.194.219.90 on Fri, 09 Feb 2024 06:46:19 +00:00
All use subject to https://about.jstor.org/terms

405.—Church, temple, mosque, &c., service...	509	268	209	50	47	33	220	126	82	6	6	—
405—A.—Circumcisers	278	132	143	662	299	367	370	179	191	...	...	...
Total Group 63(b) ...	859	390	469	716	394	322	726	469	276	6	6	...
Total Group 63 ...	30,349	14,535	15,824	9,742	5,118	4,624	25,452	13,008	12,424	146	93	53
Group 64.—Education.												
406.—Administrative and inspecting officials	17	8	9	33	19	14	20	20	...	7	2	5
407.—Principals, Professors and teachers, &c.	2,523	1,350	1,173	3,717	1,974	1,743	3,988	2,507	1,481	26	23	3
408.—Clerks, &c., on establishments of educational institutions	6	3	3	6	2	4	...	...	...	...	...	...
Total Group 64 ...	2,546	1,361	1,185	3,756	1,995	1,761	4,008	2,527	1,481	33	25	8
Group 65.—Literature.												
409.—Authors, editors, journalists, &c. ...	...	...	...	2	2	...	...	...	...	...	...	...
411.—Private secretaries and clerks	2,468	1,559	1,109	354	226	128	1,074	584	490	4	4	...
412.—Public scribes and copyists	59	33	26	8	2	6	25	14	11	...	...	...
Total Group 65 ...	2,527	1,392	1,135	364	230	134	1,099	598	501	4	4	...
Group 66.—Law.												
414.—Barristers, Advocates, and pleaders	641	340	301	462	291	171	845	521	324	...	...	...
416.—Law agents, muktars, &c.	580	271	309	729	436	293	717	413	304	...	...	...
417.—Articled clerks and other lawyers' clerks	462	210	252	347	180	167	195	117	78	...	...	...
418.—Stamp vendors	272	134	138	97	47	50	66	49	17	...	...	...
419.—Petition writers	41	19	22	44	27	17	110	73	37	...	...	...
Total Group 66 ...	1,996	974	1,022	1,679	981	698	1,933	1,173	760	...	...	...
Group 67.—Medicine.												
(a).—Practitioners.												
420.—Administrative and Inspecting staff	...	...	...	2	2	...	...	...	...	...	...	...
421.—Practitioners by diploma	9	6	3	35	21	14	13	7	6	...	...	...
422.—Practitioners without diploma ...	4,323	2,166	2,157	2,685	1,425	1,260	3,639	1,949	1,690	92	58	34
424.—Oculists	...	...	...	5	3	2	...	...	...	...	...	...
425.—Vaccinators	135	71	64	63	30	33	158	88	70	...	...	...
426.—Midwives	138	13	125	1,039	425	614	253	96	157	...	...	...
Total Group 67(a) ...	4,605	2,256	2,349	3,829	1,906	1,923	4,063	2,140	1,923	92	58	34

This content downloaded from 14.194.219.90 on Fri, 09 Feb 2024 06:46:19 +00:00
All use subject to https://about.jstor.org/terms

Occupations.	Chittagong.			Noakhali.			Tippera.			Chittagong Hill Tracts.		
	Total.	Male.	Female.	Total.	Male.	Female.	Total.	Male.	Female.	Total.	Male.	Female.
CLASS F—*concluded.*												
***ORDER XX*—concluded.**												
(*b*).—Subsidiary medical services.												
428.—Compounders, nurses, &c.	10	6	4	12	6	6	21	17	4	3	3	...
Total Group 67(b) ...	10	6	4	12	6	6	21	17	4	3	3	...
Total Group 67 ...	4,615	2,262	2,353	3,841	1,912	1,929	4,084	2,157	1,927	95	61	34
Group 68.—Engineering and Surveying.												
(*a*).—Engineers, Architects and Surveyors.												
429.—Administrative and Inspecting staff	9	4	5	...	...	...	3	3	...	...	...	...
430.—Civil Engineers and architects ...	30	15	15	7	4	3	...	...	...	2	1	1
431.—Topographical and Revenue Surveyors	14	8	6	...	...	...	...	...	...	...	...	...
Total Group 68(a) ...	53	27	26	7	4	3	3	3	...	2	1	1
(*b*).—Subsidiary staff.												
432.—Draughtsmen, &c.	702	533	169	61	52	9	109	84	25	5	3	2
433.—Clerks, &c., in offices of the above ...	339	219	120	62	54	8	90	78	12	4	4	...
Total Group 68(b) ...	1,041	752	289	123	106	17	199	162	37	9	7	2
Total Group 68 ...	1,094	779	315	130	110	20	202	165	37	11	8	3
Group 69.—Other sciences.												
(*b*)—Minor sciences.												
437.—Astrologers, Genealogists, and Horoscope casters	680	325	355	1,111	548	563	1,032	506	526	41	23	18
438.—Almanac makers and sellers	...	...	...	...	...	...	38	27	11	...	...	...
Total Group 69(b) ..	680	325	355	1,111	548	563	1,070	533	537	41	23	18
Total Group 69 ..	680	325	355	1,111	548	563	1,070	533	537	41	23	18

This content downloaded from 14.194.219.90 on Fri, 09 Feb 2024 06:46:19 +00:00
All use subject to https://about.jstor.org/terms

Group 70.—Pictorial Art and Sculpture.												
440.—Painters, Superintendents of Schools of Art	83	47	36	28	15	13	160	86	74	...	...	...
Total Group 70 ...	83	47	36	28	15	13	160	86	74	...	...	...
Group 71.—Music, Acting and dancing.												
443.—Music composers and teachers	...	...	...	1	...	1	...	...	...	...	...	...
444.—Band-masters and players	973	550	423	2,424	1,183	1,241	5,621	2,948	2 673	30	30	...
446.—Actors, singers, dancers, &c.	625	275	350	633	317	316	898	414	284	70	67	3
Total Group 71 ...	1,598	825	773	3,058	1,500	1,558	6,519	3,362	2,957	100	97	3
Total Order XX ...	45,488	22,300	23,098	23,709	12,409	11,300	44,307	23,669	20,638	437	314	123
ORDER XXI.—SPORT AND AMUSEMENTS.												
Group 72.—Sport.												
448.—Shikaris, falconers, and Bird catchers	358	200	158	42	35	7	151	98	53	6	...	6
Total Group 72	358	200	158	42	35	7	151	98	53	6	...	6
Group 73.—Exhibition and Games.												
(*a*).—Catching, Training and exhibiting animals.												
450.—Exhibitors of trained animals ...	38	24	14	7	6	1	38	24	19	...	...	...
Total Group 73(a) ...	38	24	14	7	6	1	38	24	19	...	...	...
(*b*).—Conjuring, fortune-telling and exhibiting.												
453.—Buffoons	...	...	...	...	...	...	17	14	3	...	...	...
454.—Story and Ballad reciters	12	12	...	38	20	18	44	25	19	...	...	...
455.—Exhibitors of puppets	5	5	...	3	3	...	5	5	...	...	...	...
456.—Conjurors and fortune-tellers	317	174	143	108	75	33	88	56	32	...	...	...
Total Group 73(b) ...	334	191	143	149	98	51	154	100	54	...	...	...
(*c*).—Acrobatics and athletics.												
457.—Tumblers, acrobats, wrestlers, &c. ...	40	27	13	90	50	40	156	89	67	25	21	4
Total Group 73(c) ...	40	27	13	90	50	40	156	89	67	25	21	4
Total Group 73 ...	412	242	170	246	154	92	346	213	133	25	21	4
Total Order XXI ...	770	442	328	288	189	99	497	311	186	31	21	10
TOTAL CLASS F ...	46,258	22,832	23,426	23,997	12,598	11,399	44,804	23,920	20,884	468	335	133

This content downloaded from 14.194.219.90 on Fri, 09 Feb 2024 06:46:19 +00:00
All use subject to https://about.jstor.org/terms

Occupations.	Chittagong.			Noakhali.			Tippera.			Chittagong Hill Tracts.		
	Total.	Male.	Female.	Total.	Male.	Female.	Total.	Male.	Female.	Total.	Male.	Female.
CLASS G—INDEFINITE AND INDEPENDENT.												
ORDER XXIII.—INDEFINITE.												
Group 74.—Unskilled labour.												
(*a*) Special branches.												
462.—Tank diggers and excavators	911	898	*13*	505	452	*53*	10,436	8,364	*2,072*	...	...	...
463.—Road, canal and railway labourers ...	42	16	*26*	...	...	...	9	5	*4*	...	...	...
466.—Rice pounders and huskers	26,192	5,075	*21,117*	1,695	453	*1,242*	3,565	604	*2,961*	24	12	*12*
Total Group 74 (a) ...	27,145	5,989	*21,156*	2,200	905	*1,295*	14,010	8,973	*5,037*	24	12	*12*
(*b*) General.												
467.—General labour	144,014	76,486	*67,528*	84,542	44,036	*40,506*	40,624	20,038	*20,586*	2,425	2,176	*249*
Total Group 74 (b) ...	144,014	76,486	*67,528*	84,542	44,036	*40,506*	40,624	20,038	*20,586*	2,425	2,176	*249*
Total Group 74 ...	171,159	82,475	*88,684*	86,742	44,941	*41,801*	54,634	29,011	*25,623*	2,449	2,188	*261*
Group 75.—Undefined, &c.												
468—A.—Indefinite and unspecified ...	222	42	*180*	...	...	...	414	263	*151*	281	45	*236*
468—B.—Disreputable means of livelihood	392	30	*362*	103	11	*92*	663	40	*623*	119	...	*119*
Total Group 75 ...	614	72	*542*	103	11	*92*	1,077	302	*775*	380	45	*335*
Total Order XXIII ...	171,773	82,547	*89,226*	86,845	44,952	*41,893*	55,711	29,313	*26,398*	2,829	2,233	*596*
ORDER XXIV.—INDEPENDENT OF WORKS.												
Group 76.—Property and alms.												
(*a*) Property and allowances.												
469.—House-rent, shares, and other property not being land	60	14	*46*	120	45	*75*	60	36	*24*	...	...	...
470.—Allowances from patrons or relatives	182	54	*128*	23	16	*7*	115	83	*32*	*33*	23	*10*
Total Group 76 (a) ...	242	68	*174*	143	61	*82*	175	119	*56*	*33*	23	*10*

This content downloaded from 14.194.219.90 on Fri, 09 Feb 2024 06:46:19 +00:00
All use subject to https://about.jstor.org/terms

(b) Charity and endowment.												
471.—Educational or other endowments ...	16	16	...	...	...	...	1	...	1	...	...	...
472.—Mendicancy	24,092	8,826	*15,266*	18,753	8,675	*10,078*	20,410	8,445	*11,965*	217	106	*111*
Total Group 76 (b) ...	24,108	8,842	*15,266*	18,753	8,675	*10,078*	20,411	8,445	*11,966*	217	106	*111*
Total Group 76 ...	24,350	8,910	*15,440*	18,896	8,936	*10,960*	20,586	8,564	*12,022*	250	129	*121*
Group 77.—Supported at the public charge.												
(a) Pension.												
473.—Pension, Civil services	6	...	6	17	12	*5*	43	26	17	...	...	...
474—A.—Pension (unspecified)	133	54	79	72	31	*41*	174	124	*50*	...	...	...
Total Group 77 (a) ...	139	54	*85*	89	43	*46*	217	150	*67*	...	...	...
Group 77.—Supported at the public charge.												
(b) Prisoners.												
476.—Prisoners, under trial	40	38	2	9	8	*1*	11	11	...	...	...	...
478.—Prisoners, convicted or in reformatories, &c.	188	183	*5*	54	53	*1*	113	111	2	...	...	...
Total Group 77 (b) ...	228	221	7	63	61	2	124	122	2	...	...	...
Total Group 77 ...	367	275	*92*	152	104	*48*	341	272	*69*	...	...	...
Total Order XXIV ...	24,717	9,185	*15,532*	20,048	9,040	*11,008*	20,927	8,836	*12,091*	250	129	*121*
TOTAL CLASS G ...	196,490	91,732	104,758	106,893	53,992	52,901	76,638	38,149	38,489	3,079	2,362	717

This content downloaded from 14.194.219.90 on Fri, 09 Feb 2024 06:46:19 +00:00
All use subject to https://about.jstor.org/terms



This content downloaded from
14.194.219.90 on Fri, 09 Feb 2024 06:46:19 +00:00
All use subject to https://about.jstor.org/terms

Occupations.	Patna.			Gaya.			Shahabad.			Darbhanga.			Muzaffarpur.			Saran.			Champaran.		
	Total.	Male.	Female.	Total.	Male.	Female.	Total.	Male.	Female.	Total.	Male.	Female.	Total.	Male.	Female.	Total.	Male.	Female.	Total.	Male.	Female.
CLASS A.—GOVERNMENT.																					
ORDER I.—ADMINISTRATION.																					
Group 1.—Service of the Imperial and Provincial Governments.																					
2.—Officers	132	48	84	86	47	39	158	70	88	93	47	46	128	52	76	111	64	47	49	22	27
3.—Office Superintendents and Clerical Establishments, &c.	1,051	609	442	734	464	270	867	489	378	1,158	692	466	832	540	292	1,228	723	505	738	433	305
4.—Messengers, constables, &c.	4,462	2,860	1,602	5,803	3,129	2,674	6,414	3,810	2,604	2,772	1,358	1,414	2,136	988	1,148	5,342	2,777	2,565	3,313	1,921	1,392
Total Group 1 ...	5,645	3,517	2,128	6,623	3,640	2,983	7,439	4,369	3,070	4,023	2,097	1,926	3,096	1,580	1,516	6,679	3,564	3,115	4,100	2,376	1,724
Group 2.—Service of Local and Municipal Bodies.																					
6.—Clerical establishments	352	211	141	28	18	10	31	16	15	44	20	24	43	19	24	154	121	33	16	10	6
7.—Menials	177	125	52	153	153	...	1	...	1	25	2	23	39	26	13	11	11	...	...	...	...
Total Group 2 ...	529	336	193	181	171	10	32	16	16	69	22	47	82	45	37	165	132	33	16	10	6
Group 3.—Village Service.																					
8.—Headmen	...	...	...	...	...	...	...	...	...	133	70	63	144	72	72	1	1	...	...	...	...
9.—Accountants	9,180	4,521	4,659	13,830	7,418	6,412	11,380	5,388	5,992	1,121	563	558	3,203	1,874	1,329	8,347	4,681	3,666	533	328	205
11.—Watchmen	18,376	9,816	8,560	16,901	9,341	7,560	12,582	7,331	5,251	2,164	1,209	955	9,165	4,236	4,929	10,088	5,750	4,338	1,899	1,098	801
Total Group 3 ...	27,556	14,337	13,219	30,731	16,759	13,972	23,962	12,719	11,243	3,418	1,842	1,576	12,512	6,182	6,330	18,436	10,432	8,004	2,232	1,426	806
Total Order I ...	33,730	18,190	15,540	37,535	20,570	16,965	31,433	17,104	14,329	7,510	3,961	3,549	15,690	7,807	7,883	25,280	14,108	11,172	6,348	3,812	2,536
ORDER II.—DEFENCE.																					
Group 4.—Army.																					
12 & 13.—Officers, non-commissioned officers and privates	2,501	2,238	263	107	49	58	...	...	...	214	155	59	57	34	23	249	193	56	...	...	...
Total Group 4 and Order II ...	2,501	2,238	263	107	49	58	...	...	...	214	155	59	57	34	23	249	193	56	...	...	...
TOTAL CLASS A ...	36,231	20,428	15,803	37,642	20,619	17,023	31,433	17,104	14,329	7,724	4,116	3,608	15,747	7,841	7,906	25,529	14,301	11,228	6,348	3,812	2,536

This content downloaded from 14.194.219.90 on Fri, 09 Feb 2024 06:46:19 +00:00
All use subject to https://about.jstor.org/terms

Occupations.	Patna.			Gaya.			Shahabad.			Darbhanga.			Muzaffarpur.			Saran.			Champaran.		
	Total.	Male.	Female.	Total.	Male.	Female.	Total.	Male.	Female.	Total.	Male.	Female.	Total.	Male.	Female.	Total.	Male.	Female.	Total.	Male.	Female.
CLASS B.—PASTURE AND AGRICULTURE.																					
ORDER IV.—LIVE-STOCK.																					
Group 8.—Stock breeding and dealing.																					
Sub-group (*a*).—Horses and horned cattle.																					
24.—*Horse breeders and dealers* ...	29	16	13	7	7	...	1	1	...	1	1	...	...	...	...	84	45	39	...	...	...
25.—*Cattle breeders and dealers* ...	942	484	458	2,195	2,024	171	1,878	951	927	129	96	33	425	220	205	251	87	164	67	65	2
26.—*Herdsmen*	7,898	5,083	2,815	13,889	7,552	6,317	4,558	2,589	1,969	1,338	904	434	1,746	993	753	2,400	1,646	754	1,283	835	448
27.—*Buffalo breeders and dealers* ...	10	10	....	22	22	...	61	27	34	9	8	1	26	26	...	1,091	709	382	89	4	46
Total Group (a) ...	8,879	5,593	3,286	16,093	9,605	6,488	6,498	3,568	2,930	1,477	1,009	468	2,197	1,239	958	3,826	2,487	1,339	1,439	933	506
Sub-group (*c*).—Small stock.																					
31.—*Sheep and goat breeders and dealers*	459	233	226	124	46	78	2,281	1,125	1,156	50	23	27	172	88	84	791	363	428	151	59	92
32.—*Pig breeders and dealers* ...	121	58	63	9	9	...	1,159	693	466	1	1	...	14	6	8	201	177	24	99	85	14
Total Sub-group (c) ...	580	291	289	133	55	78	3,440	1,818	1,622	51	24	27	186	94	92	992	540	452	250	144	106
Total Group 8 ...	9,459	5,884	3,575	16,226	9,660	6,566	9,938	5,386	4,552	1,528	1,033	495	2,383	1,333	1,050	4,818	3,027	1,791	1,689	1,077	612
Group 9.—Subsidiary services to stock.																					
33.—*Veterinary Surgeons and cattle doctors*	...	...	...	...	...	...	...	...	...	...	...	...	2	1	1	...	...	...	...	...	...
34.—*Farriers and gelders*	294	153	141	58	33	25	252	131	121	97	54	43	134	86	48	716	458	258	939	546	393
35.—*Horse and elephant breakers and trainers, &c.*	403	206	197	592	301	291	147	72	75	60	36	24	75	46	29	470	299	171	6	5	1
Total Group 9 ...	697	359	338	650	334	316	399	203	196	157	90	67	211	133	78	1,186	757	429	945	551	394
Total Order IV ...	10,156	6,243	3,913	16,876	9,994	6,882	10,337	5,589	4,748	1,685	1,123	562	2,594	1,466	1,128	6,004	3,784	2,220	2,634	1,628	1,006

This content downloaded from 14.194.219.90 on Fri, 09 Feb 2024 06:46:19 +00:00
All use subject to https://about.jstor.org/terms

Group 10.—Interest in land.																			
37.—*Land occupants, not cultivating*	41,035	23,708	*18,327*	45,879	23,061	*22,818*	32,707	16,392	*16,315*	75,681	27,019	*48,662*	13,296	7,449	*5,850*	20,166	10,613	*9,553*	5,328	2,214	*3,116*
38.—*Land occupants, cultivating* ...	28,255	13,800	*14,455*	12,944	6,792	*6,152*	15,326	8,203	*7,123*	...	...	...	127,330	69,536	*57,794*	*78,568	37,511	*41,057*	17,378	9,208	*8,170*
39.—*Lessees of villages*	2,228	1,076	*1,152*	5,841	2,924	*2,917*	133	60	*73*	...	...	...	354	174	*180*	3,402	1,649	*1,753*	...	...	...
40.—*Tenants, not cultivating* ...	25,151	12,961	*12,190*	14,288	6,239	*8,049*	18,890	6,661	*12,229*	232	105	*127*	522,640	266,133	*256,507*	13,136	6,498	*6,638*	9,491	4,361	*5,130*
41.—*Tenants and sharers, cultivating*	678,259	333,850	*344,409*	885,627	407,020	*478,607*	963,046	476,944	*512,102*	1,863,043	918,635	*944,408*	973,389	482,828	*490,561*	1,345,061	589,730	*755,332*	1,234,650	643,005	*649,645*
Total Group 10 ...	774,928	384,395	*390,563*	964,579	445,036	*519,543*	1,050,102	508,260	*547,842*	1,939,156	955,789	*1,983,367*	1,637,012	790,110	*846,902*	1,460,333	644,010	*816,323*	1,317,047	657,728	*659,319*
Group 11.—Agricultural labourers.																			
42.—*Field labourers and crop-watchers*	122,153	65,353	*56,801*	17,736	8,506	*9,230*	21,827	9,934	*11,893*	1,731	941	*790*	27,695	13,537	*14,158*	4,840	2,206	*2,633*	2,628	1,616	*1,012*
Total Group 11 ...	122,153	65,353	*56,801*	17,736	8,506	*9,230*	21,827	9,934	*11,893*	1,731	941	*790*	27,695	13,537	*14,158*	4,840	2,206	*2,633*	2,628	1,616	*1,012*
Group 12.—Growers of special products and trees.																			
45.—*Cocoanut growers*	...	...	...	4	4	...	...	...	...	...	...	...	13	...	*13*	...	...	...	...	...	...
46.—*Betel-vine and areca-nut growers*	...	...	...	342	169	*173*	1,107	694	*413*	8	8	...	...	...	...	31	31	...	...	...	...
49.—*Indigo planters and cultivators*	4	4	...	...	...	...	...	...	...	1	1	...	210	93	*117*	2,718	1,645	*1,073*	291	165	*126*
50.—*Fruit growers*	751	143	*608*	140	36	*104*	136	78	*58*	*213*	113	*201*	198	95	*63*	696	505	*191*	20	7	*13*
51.—*Market gardeners (vegetable growers)*	5,391	2,814	*2,577*	3,020	1,329	*1,691*	15,547	7,173	*8,374*	6,774	2,789	*3,985*	7,163	3,189	*3,974*	6,774	4,310	*2,464*	3,128	1,637	*1,491*
52.—*Gardeners, seedsmen, etc.* ...	1,772	1,076	*696*	1,355	909	*446*	4,990	2,655	*2,335*	29	29	*70*	2,715	2,451	*264*	760	501	*259*	11	6	*5*
Total Group 12 ...	7,918	4,037	*3,881*	4,861	2,447	*2,414*	21,780	10,580	*11,200*	7,025	2,939	*4,156*	10,299	5,848	*4,451*	12,679	6,996	*4,987*	3,450	1,815	*1,635*
Group 13.—Agricultural training and supervision.																			
53.—*Agents and managers of landed estates*	5,921	3,064	*2,857*	5,355	2,508	*2,847*	938	429	*509*	145	84	*61*	1,300	622	*678*	5,480	2,609	*2,871*	34	13	*21*
54.—*A.—Land managers' clerks and servants*	11,927	7,361	*4,566*	71,004	39,649	*31,355*	22,775	11,421	*11,354*	1,949	1,048	*901*	5,292	4,163	*1,129*	10,726	3,020	*7,705*	12,230	5,628	*6,602*
Total Group 13 ...	17,848	10,425	*7,423*	76,359	42,157	*34,202*	23,713	11,850	*11,863*	2,094	1,132	*962*	6,592	4,785	*1,807*	22,206	11,629	*10,576*	12,264	5,641	*6,623*
Total Order V ...	922,847	464,199	*458,648*	1,063,535	498,146	*565,389*	1,117,422	534,624	*582,798*	1,970,076	960,771	*1,009,305*	1,681,598	814,280	*867,318*	1,501,257	667,199	*834,058*	1,335,389	666,804	*668,585*
TOTAL CLASS B ...	935,003	470,442	*462,561*	1,080,411	508,140	*572,271*	1,127,759	540,213	*587,546*	1,971,761	961,894	*1,009,867*	1,684,162	815,768	*868,394*	1,507,291	670,983	*836,308*	1,338,023	668,428	*669,595*

This content downloaded from 14.194.219.90 on Fri, 09 Feb 2024 06:46:19 +00:00
All use subject to https://about.jstor.org/terms

Occupations.	Patna.			Gaya.			Shahabad.			Darbhanga.			Muzaffarpur.			Saran.			Champaran.		
	Total.	Male.	Female.	Total.	Male.	Female.	Total.	Male.	Female.	Total.	Male.	Female.	Total.	Male.	Female.	Total.	Male.	Female.	Total.	Male.	Female.
CLASS O.—PERSONAL SERVICES.																					
ORDER VI.—PERSONAL AND SANITARY SERVICES.																					
Group 14.—Personal and domestic Services.																					
59.—Barbers	18,618	9,918	*9,700*	24,105	12,382	*11,723*	24,680	12,848	*11,832*	8,177	4,287	*3,890*	18,132	9,351	*8,781*	23,889	11,927	*11,962*	15,900	9,167	*6,733*
60.—Ear-pickers	64	36	*28*	...	...	...	...	...	...	...	...	...	...	...	...	...	...	...	...	...	...
61.—Tattooers	311	53	*258*	306	92	*214*	150	33	*117*	603	130	*473*	151	53	*98*	313	81	*232*	77	16	*61*
63.—Washermen	11,589	5,719	*5,870*	15,995	7,109	*8,886*	19,505	8,906	*10,599*	8,872	4,037	*4,835*	21,239	10,517	*10,722*	24,595	11,135	*13,460*	12,905	5,876	*7,029*
64.—Water-carriers	12,174	4,930	*7,244*	594	205	*389*	13,123	5,416	*7,707*	2,053	863	*1,190*	629	126	*503*	1,800	857	*943*	2,005	815	*1,190*
65.—Cooks	2,913	1,600	*1,313*	1,349	647	*702*	2,865	1,262	*1,603*	111	10	*101*	520	324	*196*	1,276	832	*444*	8	7	*1*
66.—Indoor servants	24,968	11,366	*13,602*	24,683	11,062	*13,621*	17,612	8,832	*8,780*	2,440	1,057	*1,383*	8,382	3,944	*4,438*	9,512	3,792	*5,720*	285	113	*172*
67.—Grooms, coachmen, etc.	3,801	2,006	*1,795*	1,858	1,020	*838*	1,394	750	*644*	196	99	*97*	983	543	*440*	1,483	856	*627*	185	97	*88*
68.—Door-keepers	1,342	921	*421*	1,015	606	*409*	...	...	...	338	200	*138*	404	255	*149*	3,244	2,004	*1,240*	436	215	*221*
68—A.—Service (unspecified)	21,318	11,632	*9,686*	23,613	9,661	*13,952*	17,386	9,137	*8,249*	69,151	40,424	*28,727*	82,284	44,667	*37,617*	27,077	14,091	*12,986*	44,614	24,896	*19,718*
Total Group 14	98,198	48,181	*50,017*	93,518	42,784	*50,734*	96,715	47,184	*49,531*	91,941	51,107	*40,834*	132,724	69,780	*62,944*	93,189	45,575	*47,614*	76,415	41,202	*35,213*
Group 15.—Non-domestic establishment.																					
69.—Hotel and Lodging-house owners and managers	4	4	...	...	...	...	...	...	...	101	2	99	...	...	...	...	...	...	...	...	...
70.—Rest-house and serai owners and managers	...	...	...	...	...	...	...	...	...	...	...	...	...	...	...	8	4	*4*	...	...	...
Total Group 15	4	4	...	...	...	...	...	...	...	101	2	99	...	...	...	8	4	*4*	...	...	...
Group 16.—Sanitation.																					
72.—Sweepers and Scavengers	2,940	1,485	*1,455*	2,730	1,351	*1,379*	5,241	2,311	*2,930*	2,137	1,225	*912*	2,136	1,221	*915*	1,657	964	*693*	737	448	*289*
Total Group 16	2,940	1,485	*1,455*	2,730	1,351	*1,379*	5,241	2,311	*2,930*	2,137	1,225	*912*	2,136	1,221	*915*	1,657	964	*693*	737	448	*289*
Total Order VI	101,142	49,670	*51,472*	96,248	44,135	*52,113*	101,956	49,495	*52,461*	94,179	52,334	*41,845*	134,860	71,001	*63,859*	94,854	46,543	*48,311*	77,152	41,650	*35,502*
TOTAL CLASS O	101,142	49,670	51,472	96,248	44,135	52,113	101,956	49,495	52,461	94,179	52,334	41,845	134,860	71,001	63,859	94,854	46,543	48,311	77,152	41,650	35,502

This content downloaded from 14.194.219.90 on Fri, 09 Feb 2024 06:46:19 +00:00
All use subject to https://about.jstor.org/terms

CLASS D.—PREPARATION AND SUPPLY OF MATERIAL SUBSTANCES.																			
ORDER VII.—FOOD AND DRINK.																			
Group 17.—Animal food.																			
76.—Cow and buffalo keepers and milk and butter sellers	16,728	7,424	*9,304*	2,721	913	*1,808*	32,893	14,541	*18,359*	7,851	3,443	*4,408*	4,898	1,612	*3,286*	21,222	7,731	*13,491*	4,844	2,319	*2,525*
77.—Ghee preparers and sellers ...	647	296	*351*	408	224	*184*	916	272	*644*	311	158	*153*	600	339	*261*	1,113	537	*576*	228	215	*11*
79.—Butchers	2,503	1,230	*1,273*	837	415	*422*	725	353	*372*	1,085	543	*552*	932	571	*361*	954	439	*515*	548	273	*275*
80.—Fowl and egg dealers	137	84	*53*	299	177	*122*	958	530	*428*	62	28	*34*	183	80	*103*	74	34	*40*	...	...	...
81 & 82.—Fishermen and fish dealers	3,421	1,931	*1,490*	1,080	453	*627*	3,689	1,879	*1,810*	23,263	12,353	*10,910*	22,425	10,930	*11,495*	5,686	2,726	*2,970*	8,542	4,466	*4,076*
Total Group 17 ...	23,436	10,965	*12,471*	5,345	2,182	*3,163*	39,181	17,575	*21,606*	32,582	16,525	*16,057*	29,038	13,532	*15,506*	29,059	11,467	*17,592*	14,180	7,273	*6,887*
Group 18.—Vegetable food.																			
83.—Grain dealers	11,859	5,801	*6,058*	6,420	3,575	*2,845*	11,666	6,042	*5,624*	8,938	5,158	*3,780*	6,796	3,798	*2,998*	11,086	5,370	*5,716*	8,039	4,602	*3,437*
84.—Grain parchers	7,633	3,224	*4,409*	1,603	809	*794*	31,429	15,170	*16,259*	3,098	1,229	*1,869*	1,274	519	*755*	29,123	11,559	*17,564*	1,427	658	*769*
85.—Pulse and flour preparers and sellers	3,602	1,161	*2,441*	703	164	*539*	24	...	*24*	163	48	*115*	310	103	*207*	1,130	531	*599*	212	38	*174*
87.—Bakers	852	279	*573*	68	20	*48*	27	9	*18*	24	15	*9*	98	61	*37*	103	62	*41*	30	20	*10*
88.—Bran sellers	...	...	...	122	46	*76*	...	...	...	3	...	*3*	20	3	*17*	6	...	*6*	...	...	...
89 & 90.—Vegetable and fruit sellers	352	216	*136*	48	...	*48*	177	80	*97*	3	3	...	361	256	*105*	...	...	...	65	...	*65*
92 & 93.—Confectioners and sweetmeat makers and sellers	6,689	3,382	*3,307*	7,057	3,248	*3,809*	3,796	1,655	*2,138*	4,107	2,097	*2,010*	4,387	2,807	*1,580*	3,882	1,979	*1,903*	1,624	909	*715*
Total Group 18 ...	30,787	14,063	*16,724*	16,021	7,862	*8,159*	47,219	23,559	*23,660*	16,336	8,550	*7,786*	13,246	7,547	*5,699*	45,330	19,501	*25,829*	11,397	6,227	*5,170*
Group 19.—Drink, condiments, and narcotics.																			
94.—Ice manufacturers and sellers ...	14	11	*3*	5	2	*3*	5	5	...	14	11	*3*	18	13	*5*	17	15	*2*	...	...	...
95.—Sodawater, lemonade, &c., manufacturers and sellers	1	1	...	...	...	...	...	...	...	...	...	...	...	...	...	...	...	...	...	...	...
96.—Sherbet preparers and sellers ...	4	4	...	...	...	...	...	...	...	...	...	...	...	...	...	...	...	...	...	...	...
97.—Country spirits distillers and sellers	3,784	1,870	*1,924*	1,998	1,083	*915*	7,516	3,823	*3,693*	758	374	*384*	392	189	*203*	1,298	675	*621*	662	345	*317*
98.—Toddy drawers and sellers ...	19,629	9,882	*9,747*	19,517	10,038	*9,479*	11,691	5,453	*6,238*	7,270	3,462	*3,808*	12,377	5,916	*6,461*	6,914	3,362	*3,552*	1,898	711	*987*
101.—Tea sellers and tasters	33	17	*16*	...	...	...	...	...	...	...	...	...	...	...	...	...	...	...	...	...	...
103.—Sugar manufacturers and sellers	1,030	719	*311*	416	272	*143*	1,323	768	*555*	254	102	*152*	440	322	*118*	1,454	995	*459*	120	64	*56*
104.—Molasses makers and sellers ...	871	385	*486*	1,232	628	*604*	320	167	*153*	47	19	*28*	83	43	*40*	2,425	980	*1,245*	28	24	*4*
105.—Salt preparers and sellers	3,659	1,689	*1,970*	3,902	1,933	*1,969*	3,387	1,590	*1,797*	5,311	2,767	*2,544*	7,226	3,522	*3,704*	3,999	1,972	*2,027*	988	517	*471*
107 & 108.—Vinegar and pickle makers and sellers.	4	4	...	12	9	*3*	...	...	...	...	...	...	10	3	*7*	32	10	*22*	...	...	...
109.—Grocers and general condiment dealers	19,466	9,278	*10,188*	23,427	10,378	*13,049*	11,984	5,488	*6,496*	15,628	7,954	*7,674*	17,681	8,803	*9,078*	17,621	8,353	*9,468*	10,881	5,821	*5,060*
111.—Betel-leaf and areca-nut sellers	5,352	2,392	*2,960*	3,688	1,450	*2,248*	13,097	6,040	*7,057*	2,292	1,219	*1,073*	2,932	1,533	*1,399*	4,676	2,345	*2,331*	1,383	709	*674*
112.—Tobacco and snuff manufacturers, &c.	8,600	3,958	*4,642*	2,850	1,180	*1,670*	4,559	2,099	*2,460*	1,547	800	*747*	6,321	2,899	*3,422*	5,152	2,633	*2,519*	4,734	2,798	*1,936*
114.—Opium, &c., manufacturers and sellers	344	179	*165*	215	103	*112*	...	...	...	49	22	*27*	21	14	*7*	466	242	*224*	...	...	...
115.—Bhang, ganja, preparers and sellers	917	360	*557*	325	170	*155*	99	67	*32*	44	27	*17*	65	30	*35*	208	94	*114*	243	193	*50*
Total Group 19 ...	63,918	30,949	*32,969*	57,596	27,246	*30,350*	53,981	25,500	*28,481*	33,214	16,757	*16,457*	47,766	23,287	*24,479*	44,460	21,876	*22,584*	20,737	11,162	*9,555*
Total Order VII ...	118,141	55,977	*62,164*	78,962	37,290	*41,672*	140,281	66,634	*73,647*	82,132	41,832	*40,300*	90,050	44,366	*45,684*	118,849	52,844	*66,005*	46,294	24,682	*21,612*

This content downloaded from 14.194.219.90 on Fri, 09 Feb 2024 06:46:19 +00:00
All use subject to https://about.jstor.org/terms

Occupations.	Patna.			Gaya.			Shahabad.			Darbhanga.			Muzaffarpur.			Saran.			Champaran.		
	Total.	Male.	Female.	Total.	Male.	Female.	Total.	Male.	Female.	Total.	Male.	Female.	Total.	Male.	Female.	Total.	Male.	Female.	Total.	Male.	Female.
CLASS D—*continued.*																					
ORDER VIII.—LIGHT, FIRING AND FORAGE.																					
Group 20.—Lighting.																					
116.—Oil pressers and sellers	22,785	10,406	*12,379*	26,558	12,124	*14,334*	28,671	13,029	*15,642*	12,500	5,633	*6,867*	17,255	8,477	*8,778*	32,702	15,676	*17,026*	16,221	8,246	*7,975*
117.—Oil and salt sellers	...	...	...	174	101	*73*	...	...	...	915	521	*394*	...	...	...	...	...	...	...	...	...
118.—Oilcake dealers	10	10	...	1	1	...	...	...	...	94	54	*40*	...	...	...	...	...	...	44	9	*35*
119.—Candle makers and sellers ...	7	2	*5*	...	...	...	...	...	...	...	...	...	...	...	...	...	...	...	...	...	...
120.—Torch makers and sellers ...	9	6	*3*	...	...	...	...	...	...	...	...	...	...	...	...	...	...	...	...	...	...
121.—Kerosine oil dealers	269	137	*132*	167	89	*78*	121	62	*59*	134	73	*61*	160	77	*83*	101	57	*44*	84	31	*53*
122.—Matches makers and sellers ...	1,290	623	*667*	285	146	*139*	671	358	*313*	577	243	*334*	151	69	*82*	98	48	*50*	3	...	*3*
123.—Lamp and lantern makers and sellers	38	22	*16*	49	41	*8*	...	...	...	79	54	*25*	38	20	*18*	3	...	*3*	...	...	...
Total Group 20 ...	24,408	11,206	*13,209*	27,234	12,602	*14,632*	29,463	13,449	*16,014*	14,299	6,578	*7,721*	17,604	8,643	*8,961*	32,904	15,781	*17,123*	16,352	8,286	*8,046*
Group 21.—Fuel and forage.																					
125.—Firewood and grass gatherers and sellers	2,823	1,234	*1,589*	2,202	872	*1,330*	1,916	737	*1,179*	1,199	419	*780*	836	384	*452*	978	466	*512*	1,049	317	*732*
126.—Firewood contractors and dealers	...	...	...	191	71	*120*	...	...	...	...	...	...	232	92	*140*	150	59	*91*	...	...	...
125.—Coal dealers, brokers, Coal Company managers	117	57	*60*	12	6	*6*	...	...	...	33	21	*12*	...	...	...	...	...	...	...	...	...
129.—Charcoal burners and dealers ...	52	13	*39*	201	97	*104*	3	2	*1*	45	22	*23*	9	6	*3*	27	13	*14*	...	...	...
130.—Cowdung fuel preparers and sellers	6,383	1,481	*4,902*	7,711	2,882	*4,849*	471	127	*344*	1,148	238	*910*	791	95	*696*	1,338	306	*1,032*	488	105	*383*
131.—Hay, &c., contractors and dealers	39	21	*18*	2	...	*2*	...	...	...	...	...	...	1	1	...	3	1	*2*	...	...	...
Total Group 21 ...	9,414	2,806	*6,608*	10,319	3,908	*6,411*	2,390	866	*1,524*	2,425	700	*1,725*	1,869	578	*1,291*	2,494	841	*1,653*	1,537	422	*1,115*
Total Order VIII ...	33,822	14,012	*19,810*	37,553	16,510	*21,043*	31,853	14,315	*17,538*	16,724	7,278	*9,446*	19,473	9,221	*10,252*	35,398	16,622	*18,776*	17,889	8,708	*9,161*
ORDER IX.—BUILDINGS.																					
Group 22.—Building materials.																					
132.—Brick and tile burners and sellers	1,150	555	*595*	29	17	*12*	286	150	*136*	306	183	*123*	232	109	*123*	201	128	*73*	5	...	*5*
133.—Lime and shell burners	725	359	*366*	655	313	*342*	157	65	*92*	1,327	669	*658*	248	107	*141*	1,003	533	*470*	202	99	*103*
135.—Thatch dealers and thatchers ...	3,503	2,000	*1,503*	1	1	...	...	...	...	7	4	*3*	...	...	...	329	189	*140*	...	...	...
Total Group 22 ...	5,378	2,914	*2,464*	685	331	*354*	443	215	*228*	1,639	856	*784*	480	216	*264*	1,533	850	*683*	207	99	*108*

This content downloaded from 14.194.219.90 on Fri, 09 Feb 2024 06:46:19 +00:00
All use subject to https://about.jstor.org/terms

Group 23.—Artificers in building.																						
137.—Stone and marble workers ...	101	82	19	...	...	...	3,270	1,770	1,500	9	7	2	...	...	...	...	...	...	...	...	...	...
138.—Masons	6,790	3,805	2,985	1,227	633	592	948	460	486	745	392	353	927	476	451	1,223	660	563	551	309	242	
139.—Builders and joiners...	29	12	17	...	...	...	...	...	...	...	...	...	...	...	...	...	...	...	...	...	...	
140.—Plasterers and house painters ...	...	...	...	103	73	30	...	...	...	...	...	...	...	...	...	...	...	...	...	...	...	
141.—Mud wall and roof builders ...	1,419	851	568	160	97	63	...	...	...	70	40	30	509	287	222	...	...	...	...	...	...	
Total Group 23 ...	8,339	4,750	3,589	1,490	803	685	4,216	2,230	1,986	824	439	385	1,436	763	673	1,223	660	563	551	309	242	
Total Order IX ...	13,717	7,664	6,053	2,175	1,136	1,039	4,659	2,445	2,214	2,463	1,201	1,169	1,916	979	937	2,756	1,510	1,246	758	408	350	
ORDER X.—VEHICLES AND VESSELS.																						
Group 24.—Railway plant.																						
144.—Railway mechanics	4	4	...	...	...	...	59	42	17	...	...	...	79	58	21	55	36	19	...	...	...	
145.—Permanent-way Inspectors, Firemen, &c.	1	1	...	...	...	...	...	...	...	...	...	...	7	7	...	3	3	...	...	...	...	
Total Group 24 ...	5	5	...	...	...	...	59	42	17	...	...	...	86	65	21	58	39	19	...	...	...	
Group 25.—Carts, carriages, &c.																						
146.—Cart makers and carriage makers	161	104	57	40	27	13	108	61	47	21	12	9	105	66	39	307	213	94	72	57	15	
147.—Palki, Dandi, &c. makers and sellers	11	6	5	...	...	...	...	...	...	16	6	10	...	...	...	...	...	...	...	...	...	
Total Group 25 ...	172	110	62	40	27	13	108	61	47	37	18	19	105	66	39	307	213	94	72	57	15	
Group 26.—Ships and boats.																						
148.—Shipwrights, boat builders, &c. ...	38	26	12	27	18	9	...	...	...	...	...	...	26	14	12	21	10	11	...	...	...	
Total Order X ...	215	141	74	67	45	22	167	103	64	37	18	19	217	145	72	386	262	124	72	57	15	
ORDER XI.—SUPPLEMENTARY REQUIREMENTS.																						
Group 27.—Paper, &c.																						
153.—Paper makers and sellers, &c. ...	144	99	45	48	34	14	51	38	13	254	192	62	4	3	1	...	...	...	...	...	...	
154.—Stationers	1,276	600	676	356	171	185	552	317	235	487	265	222	230	137	93	795	371	424	197	104	93	
Total Group 27 ...	1,420	699	721	404	205	199	603	355	248	741	457	284	234	140	94	795	371	424	197	104	93	
Group 28.—Books and prints.																						
157.—Press proprietors, lithographers and printers	88	54	34	18	18	...	...	...	...	16	10	6	35	29	6	8	4	4	2	...	2	
158.—Book-binders	621	318	303	53	25	28	30	13	17	22	11	11	155	80	75	218	104	114	50	24	26	
159.—Book-sellers and publishers ...	187	112	75	149	85	64	68	37	29	5	3	2	47	27	20	38	19	17	...	...	...	
162.—Print and picture dealers ...	...	...	...	10	10	...	...	...	...	...	...	...	...	...	...	...	...	...	...	...	...	
Total Group 28 ...	896	484	412	230	138	92	98	50	46	43	24	19	237	136	101	262	127	135	52	24	28	

This content downloaded from 14.194.219.90 on Fri, 09 Feb 2024 06:46:19 +00:00
All use subject to https://about.jstor.org/terms

Occupations.	Patna.			Gaya.			Shahabad.			Darbhanga.			Muzaffarpur.			Saran.			Champaran.		
	Total.	Male.	Female.	Total.	Male.	Female.	Total.	Male.	Female.	Total.	Male.	Female.	Total.	Male.	Female.	Total.	Male.	Female.	Total.	Male.	Female.
CLASS D—*continued.*																					
***ORDER XI*—concluded.**																					
Group 29.—Watches, clocks, &c.																					
163.—Watch and clock makers and sellers	231	111	*120*	8	3	*5*	22	12	*10*	22	9	*13*	35	15	20	42	19	23	...	...	...
164.—Opticians	...	...	...	...	...	...	...	...	...	7	2	*5*	...	...	...	...	...	...	...	...	...
Total Group 29 ...	231	111	*120*	8	3	*5*	22	12	*10*	29	11	*18*	35	15	20	42	19	23	...	...	...
Group 31.—Toys, curiosities, &c.																					
177.—Toy, kite, and cage makers and sellers	396	207	*189*	140	62	*78*	...	...	...	43	24	*19*	65	36	29	59	34	25	...	...	...
178.—Hukka-stem makers and sellers	641	293	*348*	686	351	*335*	71	33	*38*	13	6	*7*	65	29	*36*	202	96	*106*	31	21	*10*
Total Group 31 ...	1,037	500	*537*	826	413	*413*	71	33	*38*	56	30	*26*	130	65	*65*	261	130	*131*	31	21	*10*
Group 32.—Music and Musical Instruments.																					
183.—Music and musical instrument dealers	...	...	...	89	58	*31*	...	...	...	6	6	...	...	...	...	1	...	*1*	...	...	...
184.—Coach dealers, drum and horn makers, &c.	56	45	*11*	157	75	*82*	67	33	*34*	...	...	...	11	7	*4*	...	...	...	...	...	...
Total Group 32 ...	56	45	*11*	246	133	*113*	67	33	*34*	6	6	...	11	7	*4*	1	...	*1*	...	...	...
Group 33.—Necklaces, Bracelets, Beads, sacred threads, &c.																					
185.—Bangle-makers and sellers in lac	1,719	884	*835*	634	313	*321*	...	...	...	4,155	2,195	*1,960*	3,339	1,736	*1,603*	1,990	647	*1,343*	1,584	833	*751*
189.—Bangle-makers and sellers in glass	392	210	*182*	614	614	...	...	...	...	...	...	...	...	...	...	...	...	...	99	40	*59*
189—A.—Bangle-makers, &c. (unspecified)	1,374	686	*688*	2,195	749	*1,446*	5,339	2,711	*2,628*	1,746	783	*963*	828	344	*484*	3,888	2,276	*1,612*	1,428	640	*788*
191.—Imitation and pewter jewelry makers and sellers	...	...	...	26	14	*12*	...	...	...	8	2	*4*	7	4	*3*	251	129	*122*	...	...	...
192.—Bead makers and sellers	...	...	...	4	4	...	...	...	...	...	...	...	...	...	...	2	2	...	...	...	...
193.—Rosary and necklace makers and sellers	1,260	602	*658*	1,051	244	*807*	3,728	1,761	*1,967*	717	361	*356*	409	179	230	1 433	665	768	666	333	*333*
194.—Flower garland makers and sellers	2,481	1,313	*1,168*	2,263	1,278	*985*	7,757	3,433	*4,324*	1,080	501	*579*	692	512	*480*	914	649	*265*	457	214	*243*
195.—Artificial flower and caste mark spangle makers and sellers ...	1,523	675	*848*	216	74	*142*	704	343	*361*	491	174	*317*	766	445	*321*	1,698	668	*1,030*	374	194	*180*
196.—Sacred-thread makers and sellers	...	...	...	...	...	...	...	...	...	88	25	*63*	22	8	*14*	...	...	...	...	...	...
Total Group 33 ...	8,749	4,370	*4,379*	7,003	3,290	*3,713*	17,528	8,248	*9,280*	8,283	4,041	*4,242*	6,363	3,228	*3,135*	10,176	5,036	*5,140*	4,608	2,254	*2,354*

This content downloaded from 14.194.219.90 on Fri, 09 Feb 2024 06:46:19 +00:00
All use subject to https://about.jstor.org/terms

Group 34.—Furniture.																						
198.—Furniture makers	...	...	...	...	...	...	...	...	...	137	67	70	...	...	...	...	...	...	...	...	...	...
200.—Looking-glass makers and sellers	64	35	29	4	3	1	...	...	...	...	...	...	92	41	51	...	...	...	...	...	...	...
Total Group 34 ...	64	35	29	4	3	1	...	...	...	137	67	70	92	41	51	...	...	...	...	...	...	...
Group 35.—Harness.																						
201.—Saddlery and harness makers and sellers	27	14	13	14	9	5	...	...	...	...	...	...	11	8	3	...	...	...	...	...	...	...
202.—Saddle cloth makers, embroiders and sellers	...	...	...	35	20	15	...	...	...	...	...	...	...	...	...	2	2	...	...	...	...	...
Total Group 35 ...	27	14	13	49	29	20	...	...	...	...	...	...	11	8	3	2	2	...	...	...	...	...
Group 36.—Tools and machinery.																						
204.—Knife and tool makers and sellers	255	139	116	394	189	205	34	10	24	244	110	134	259	124	135	532	259	273	78	40	38	
204–A.—Plough makers and sellers ...	1,832	992	840	2,790	1,455	1,335	...	...	...	604	321	283	789	384	405	461	235	226	156	106	50	
205.—Knife and tool grinders	...	...	...	6	2	4	...	...	...	...	...	...	1	...	1	1	1	...	...	...	...	
206.—Looms and Loom comb makers and sellers	...	...	...	...	...	...	...	...	...	...	...	...	...	...	...	...	...	...	18	10	8	
207.—Mechanics (not Railway) ...	...	...	...	...	...	...	...	...	...	...	...	...	...	...	...	8	4	4	...	...	...	
Total Group 36 ...	2,087	1,131	956	3,190	1,646	1,544	34	10	24	848	431	417	1,029	488	541	1,002	499	503	252	156	96	
Group 37.—Arms and ammunition.																						
209.—Gun makers, menders and sellers	37	15	22	...	...	...	...	...	...	...	...	...	...	...	...	...	...	...	...	...	...	
211.—Gunpowder makers and sellers	...	...	...	2	2	...	...	...	...	...	...	...	...	...	...	...	...	...	...	...	...	
212.—Fire work makers and sellers	429	232	197	304	159	145	47	24	23	30	15	15	70	36	34	48	24	24	45	25	20	
213.—Sword and scabbard makers and sellers	32	15	17	...	...	...	...	...	...	...	...	...	...	...	...	...	...	...	...	...	...	
215.—Bow and arrow makers and sellers	9	5	4	...	...	...	...	...	...	...	...	...	...	...	...	...	...	...	...	...	...	
216.—Cudgel makers and sellers ...	...	...	...	10	4	6	...	...	...	30	14	16	...	...	...	...	...	...	...	...	...	
Total Group 37 ...	507	267	240	316	165	151	47	24	23	60	29	31	70	36	34	48	24	24	45	25	20	
Total Order XI ...	15,074	7,656	7,418	12,276	6,025	6,251	18,488	8,765	9,703	10,203	5,096	5,107	8,212	4,164	4,048	12,589	6,208	6,381	5,185	2,584	2,601	

This content downloaded from 14.194.219.90 on Fri, 09 Feb 2024 06:46:19 +00:00
All use subject to https://about.jstor.org/terms

Occupations	Patna.			Gaya.			Shahabad.			Darbhanga.			Muzaffarpur.			Saran.			Champaran.		
	Total.	Male.	Female.	Total.	Male.	Female.	Total.	Male.	Female.	Total.	Male.	Female.	Total.	Male.	Female.	Total.	Male.	Female.	Total.	Male.	Female.
CLASS D—*continued.*																					
ORDER XII.—TEXTILE FABRICS AND DRESS.																					
Group 38.—Wool and Fur.																					
217.—Carpet weavers and sellers	3	3	...	...	...	...	...	...	...	19	9	10	...	...	...	...	...	...	283	157	106
218.—Shawl weavers and sellers ...	128	83	45	40	26	14	187	105	82	...	...	...	4	2	2	97	64	33	...	...	...
219.—Felt and pashm workers and sellers	...	...	...	...	...	...	...	...	...	...	...	...	...	...	...	...	...	...	6	6	...
220.—Blanket weavers and sellers ...	1,420	718	702	5,145	2,655	2,490	14,343	7,121	7,222	941	452	489	1,550	62	888	3,117	1,568	1,549	559	291	268
221.—Woollen cloth manufacturers and dealers	9	4	5	...	...	...	...	...	...	...	...	...	...	...	...	...	...	...	...	...	...
222.—Woollen yarn spinners and sellers	...	...	...	40	25	15	...	...	...	...	...	...	...	...	...	...	...	...	...	...	...
Total Group 38 ...	1,560	808	752	5,225	2,706	2,519	14,530	7,226	7,304	960	461	499	1,554	664	890	3,214	1,632	1,582	828	454	374
Group 39.—Silk.																					
227.—Silk carders and spinners... ...	...	...	...	4	2	2	...	...	...	...	...	...	...	...	...	...	...	...	...	...	...
228.—Silk weavers and dealers ...	3	3	...	33	10	23	...	...	...	...	...	...	...	...	...	5	...	5	...	...	...
Total Group 39 ...	3	3	...	37	12	25	...	...	...	...	...	...	...	...	...	5	...	5	...	...	...
Group 40.—Cotton.																					
231.—Cotton cleaners, &c.	5,049	1,920	3,129	4,465	2,320	2,145	6,514	3,057	3,457	1,762	895	867	2,315	1,114	1,201	7,288	3,335	3,451	531	298	233
231-A.—Raw cotton dealers	682	406	276	724	374	350	987	381	606	48	1	45	146	37	109	876	434	442	291	77	214
232.—Cotton carpet and rug makers and sellers	921	451	470	151	90	61	53	31	22	9	2	7	330	156	174	57	35	22	9	3	6
233.—Cotton spinners, sizers and yarn beaters...	3,675	951	2,724	8,997	1,220	7,777	5,319	582	4,737	3,732	248	3,484	1,819	312	1,507	3,021	237	2,784	457	61	396
234.—Cotton weavers, mill-owners and managers	18,207	8,855	9,352	30,880	14,897	15,983	15,950	9,702	6,248	18,917	10,048	8,869	18,521	10,047	8,474	31,166	14,523	16,643	3,821	2,086	1,735
236.—Calenderers, fullers and printers	1,684	932	952	193	128	65	3	...	3	189	91	98	590	304	286	249	133	116	958	548	410
237.—Cotton dyers	2,054	1,026	1,028	4,656	2,438	2,218	6,470	2,983	3,488	949	403	546	1,106	550	556	2,119	1,187	932	930	509	421
238.—Tape makers and sellers	41	27	14	...	...	...	...	...	...	6	5	1	...	...	...	...	...	...	10	10	...
Total Group 40 ...	32,513	14,568	17,945	50,066	21,467	28,599	35,286	16,735	18,561	25,610	11,696	13,914	24,827	12,520	12,307	44,774	19,884	24,890	7,007	3,592	3,415

This content downloaded from 14.194.219.90 on Fri, 09 Feb 2024 06:46:19 +00:00
All use subject to https://about.jstor.org/terms

Group 41.—Jute, Flax, Coir, &c.																						
240.—Flax spinners, weavers, &c. ...	...	...	...	...	...	...	...	...	...	...	...	...	24	12	*12*	296	124	*172*	...	...	...	
241.—Rope makers and sellers ...	897	539	*358*	833	313	*520*	783	94	*689*	285	4	*281*	186	84	*82*	3,018	1,027	*1,991*	255	109	*146*	
242.—Jute manufacturers, &c.	113	35	*78*	...	...	...	531	318	*213*	34	19	*15*	...	...	...	...	...	...	4	...	*4*	
242—A.—Raw jute dealers	1	1	...	...	...	...	...	...	...	3	3	...	...	...	...	...	...	...	...	...	...	
243.—Sacking, tarpaulin and gunny makers	172	134	*38*	5	5	...	...	...	...	249	122	*127*	12	9	*3*	1,777	891	*886*	...	...	...	
244.—Net makers and sellers	480	219	*261*	198	32	*166*	...	...	...	25	16	*9*	...	...	...	103	64	*39*	5	...	*5*	
Total Group 41 ...	1,663	928	*735*	1,036	350	*686*	1,314	412	*902*	596	164	*432*	202	105	*97*	5,194	2,106	*3,088*	264	109	*155*	
Group 42.—Dress.																						
247.—Tailors and darners	11,697	4,830	*6,867*	7,285	3,145	*4,140*	12,916	6,166	*6,750*	3,492	1,791	*1,701*	5,827	3,631	*2,796*	9,892	4,176	*5,716*	7,030	3,541	*3,489*	
249.—Outfitters and clothes and quilt dealers	28	28	...	47	...	*47*	...	...	...	...	...	...	25	16	*9*	22	15	*7*	...	...	...	
250.—Hosiers and haberdashers ...	132	74	*58*	...	...	...	...	...	...	29	15	*14*	...	...	...	...	...	...	...	...	...	
251.—Hat, cap, and turban makers	301	156	*145*	171	92	*79*	...	...	...	...	...	...	91	50	*41*	72	39	*33*	...	...	...	
252.—Turban binders	41	34	*7*	...	...	...	58	51	*7*	...	...	...	15	7	*8*	1	...	*1*	...	...	...	
253.—Umbrella makers and sellers ...	92	56	*36*	...	...	...	...	...	...	9	4	*5*	47	26	*21*	12	7	*5*	...	...	...	
254.—Embroiderers, and lace, and muslin makers, &c.	1,125	650	*475*	75	59	*16*	...	...	...	8	...	*8*	15	9	*6*	412	245	*167*	190	122	*68*	
257.—Piece-goods dealers	11,464	6,031	*5,433*	10,678	5,598	*5,080*	6,517	3,299	*3,218*	7,263	3,708	*3,555*	5,440	2,723	*2,717*	5,344	2,653	*2,691*	5,210	2,523	*2,687*	
Total Group 42 ...	24,880	11,859	*13,021*	18,256	8,894	*9,362*	19,491	9,516	*9,975*	10,801	5,518	*5,283*	11,460	5,862	*5,598*	15,755	7,135	*8,620*	12,430	6,186	*6,244*	
Total Order XII ...	60,619	28,166	*32,453*	74,620	33,429	*41,191*	70,631	33,889	*36,742*	37,987	17,839	*20,128*	38,043	19,151	*18,892*	68,942	30,757	*38,185*	20,529	10,341	*10,188*	
ORDER XIII.—METALS AND PRECIOUS STONES.																						
Group 43.—Gold, Silver, and precious stones.																						
258.—Gold and silver dealers	363	267	*96*	1,599	968	*631*	37	24	*13*	201	74	*127*	150	110	*40*	1,183	845	*338*	...	...	...	
259 & 260.—Gold and silver assayers and workers	11,678	5,589	*6,089*	7,119	3,148	*3,971*	16,302	7,659	*8,643*	6,956	3,346	*3,610*	10,383	4,721	*5,662*	12,348	5,703	*6,645*	6,540	3,299	*3,241*	
261.—Gold beaters	88	26	*62*	...	...	...	...	...	...	...	...	...	...	...	...	...	...	...	...	...	...	
262.—Goldsmiths' dust washers ...	1	...	*1*	...	...	...	26	17	*9*	7	7	...	71	41	*30*	183	120	*63*	48	48	...	
268.—Diamond polishers and dealers	...	...	...	...	...	...	...	...	...	6	4	*2*	...	...	...	...	...	...	...	...	...	
273.—Pearl and other precious stone dealers	23	13	*10*	...	...	...	...	...	...	21	9	*12*	1	1	...	...	...	...	...	...	...	
274.—Coral dealers	15	7	*8*	...	...	...	...	...	...	5	4	*1*	...	...	...	...	...	...	...	...	...	
Total Group 43 ...	12,168	5,902	*6,266*	8,718	4,116	*4,602*	16,365	7,700	*8,665*	7,196	3,444	*3,752*	10,605	4,873	*5,732*	13,714	6,668	*7,046*	6,588	3,347	*3,241*	

This content downloaded from 14.194.219.90 on Fri, 09 Feb 2024 06:46:19 +00:00
All use subject to https://about.jstor.org/terms

Occupations.	Patna.			Gaya.			Shahabad.			Darbhanga.			Muzaffarpur.			Saran.			Champaran.		
	Total.	Male.	Female.	Total.	Male.	Female.	Total.	Male.	Female.	Total.	Male.	Female.	Total.	Male.	Female.	Total.	Male.	Female.	Total.	Male.	Female.
CLASS D—*continued.*																					
***ORDER XIII*—concluded.**																					
Group 44.—Brass, Copper, and Bell-metal.																					
276.—Brass worker and sellers ...	355	182	*173*	743	434	*309*	...	...	...	561	75	*486*	368	130	*238*	406	232	*174*	989	373	*616*
277.—Brass-pot makers and sellers ...	615	289	*326*	513	13	*500*	553	364	*89*	147	115	*32*	...	...	...	...	...	...	459	275	*184*
279.—Copper workers and sellers ...	4	4	...	...	...	...	...	...	...	19	10	*9*	...	...	...	...	...	...	...	...	...
280.—Brass and copper wire drawers and sellers	74	38	*36*	...	...	...	...	...	...	...	...	...	...	...	...	...	...	...	...	...	...
281.—Bell-metal workers and sellers ..	1,331	762	*569*	647	401	*246*	1,383	559	*824*	1,311	704	*607*	600	415	*185*	1,671	769	*902*	810	507	*303*
282.—General workers in brass, copper and bell-metal	1,721	742	*979*	1,352	763	*589*	1,943	900	*1,043*	669	477	*192*	1,454	716	*738*	1,705	992	*713*	420	179	*241*
283.—Brass and copper dealers ...	...	...	...	...	...	...	...	...	...	5	5	...	...	...	...	17	2	*15*	...	...	...
Total Group 44 ...	4,100	2,017	*2,083*	3,255	1,611	*1,644*	3,879	1,923	*1,956*	2,712	1,386	*1,326*	2,422	1,261	*1,161*	3,799	1,995	*1,804*	2,678	1,334	*1,344*
Group 45.—Tin Zinc, Mercury, and Lead.																					
284.—Tin workers and sellers	432	210	*222*	37	24	*13*	383	192	*191*	45	25	*20*	36	22	*14*	110	53	*57*	25	11	*14*
285.—Tinfoil makers and sellers ...	28	28	...	...	...	...	5	5	...	43	20	*23*	...	...	...	...	...	...	...	...	...
286.—Zinc workers and sellers	69	39	*30*	...	...	...	...	...	...	...	...	...	...	...	...	...	...	...	298	174	*124*
287.—Lead and quicksilver workers and sellers	66	31	*35*	...	...	...	...	...	...	112	59	*53*	...	...	...	...	...	...	45	20	*25*
288.—General workers in tin, lead and zinc	...	...	...	...	...	...	...	...	...	...	...	...	2	1	*1*	2	1	*1*	136	70	*66*
Total Group 45 ...	595	308	*287*	37	24	*13*	388	197	*191*	200	104	*96*	38	23	*15*	112	54	*58*	504	275	*229*
Group 46.—Iron and Steel.																					
290.—Blacksmiths	9,157	4,990	*4,167*	10,360	5,658	*4,702*	17,429	9,096	*8,333*	11,681	6,251	*5,430*	13,358	7,423	*5,935*	18,019	9,638	*8,381*	7,750	4,065	*3,685*
291.—Iron and hardware dealers ...	182	101	*81*	908	452	*456*	973	476	*497*	101	62	*39*	141	73	*68*	901	473	*428*	54	25	*29*
Total Group 46 ...	9,339	5,091	*4,248*	11,268	6,110	*5,158*	18,402	9,572	*8,830*	11,782	6,313	*5,469*	13,499	7,496	*6,003*	18,920	10,111	*8,809*	7,804	4,090	*3,714*
Total Order XIII ...	26,202	13,318	*12,884*	23,278	11,861	*11,417*	39,034	19,392	*19,642*	21,890	11,247	*10,643*	26,564	13,653	*12,911*	36,545	18,828	*17,717*	17,574	9,046	*8,528*
ORDER XIV.—GLASS, POTTERY AND STONEWARE.																					
Group 47.—Glass and Chinaware.																					
293.—Glass-blowers, window glass makers, &c.	...	...	...	...	...	...	...	...	...	12	5	*7*	...	...	...	8	4	*4*	...	...	...

This content downloaded from 14.194.219.90 on Fri, 09 Feb 2024 06:46:19 +00:00
All use subject to https://about.jstor.org/terms

296.—Bottle dealers	18	3	15	1	...	1	...	...	...	...	...	...	...	...	...	6	3	3	...	...	...
297.—Glass and Chinaware dealers ...	...	...	...	41	22	19	...	...	...	...	...	...	53	29	24	153	85	68	23	11	12
Total Group 47 ...	18	3	15	42	22	20	...	...	...	12	5	7	53	29	24	167	93	75	23	11	12
Group 48.—Earthen and stoneware.																					
298.—Potters and pipe-bowl makers, &c.	17,469	8,886	8,583	19,725	9,280	10,445	21,278	10,151	11,127	15,603	7,922	7,681	18,077	9,296	8,781	20,788	10,127	10,659	10,301	4,923	5,378
298—A.—Image makers and sellers ...	121	61	60	282	185	97	...	...	...	9	3	6	...	...	...	65	45	20	...	...	...
299.—Grindstone and millstone makers	131	71	60	148	72	76	335	175	160	55	28	27	143	73	70	200	94	106	246	129	117
300.—Pestle and mortar makers and sellers	10	6	4	...	...	...	...	...	...	...	4	...	...	...	...	...	...	...	...	...	...
Total Group 48 ...	17,731	9,024	8,707	20,155	9,537	10,618	21,613	10,326	11,287	15,667	7,953	7,714	18,220	9,369	8,851	21,051	10,266	10,785	10,547	5,052	5,495
Total Order XIV ...	17,749	9,027	8,722	20,197	9,559	10,638	21,613	10,326	11,287	15,679	7,958	7,721	18,273	9,398	8,875	21,218	10,358	10,860	10,570	5,063	5,507
ORDER XV.—WOOD, CANE AND LEAVES, &c.																					
Group 49.—Timber and wood.																					
302.—Timber and bamboo agents and dealers	1,713	813	900	3,775	1,692	2,083	3,846	1,745	2,101	373	100	273	1,156	437	719	1,108	452	656	1,588	870	718
303.—Wood cutters and sawyers ...	1,396	776	620	659	340	319	1	1	...	196	122	74	276	136	140	722	369	353	320	213	107
304.—Carpenters	8,949	4,514	4,435	10,562	5,223	5,339	11,751	5,945	5,806	5,914	3,104	2,810	5,320	2,835	2,485	8,665	4,174	4,491	4,255	2,218	2,037
305.—Coopers and box-makers	29	13	16	37	20	17	...	...	...	40	17	23	149	70	79	15	6	9	...	...	...
Total Group 49 ...	12,887	6,116	5,971	15,033	7,275	7,758	15,598	7,691	7,907	6,523	3,343	3,180	6,901	3,478	3,423	10,510	5,001	5,509	6,163	3,301	2,862
Group 50.—Canework, matting and leaves, &c.																					
306.—Bamboo and rattan splitters, workers, &c.	470	284	186	897	439	458	4,013	1,850	2,163	6,123	2,997	3,126	894	412	479	485	182	303	1,035	623	412
307.—Basket weavers, &c.	5,494	2,555	2,939	5,348	2,439	2,907	7,447	3,573	3,874	1,190	521	669	6,310	3,107	3,203	8,596	4,091	4,505	5,420	2,661	2,759
308.—Mat makers and sellers	423	157	266	332	150	182	40	...	40	1,224	469	755	216	89	127	849	418	431	772	361	411
309.—Screen (chik) makers and sellers	...	...	...	9	4	5	...	...	...	...	...	...	...	...	...	68	32	36	...	...	...
310.—Leaf-plate makers and sellers, &c.	130	64	66	1,212	559	653	2,516	1,030	1,486	2	...	2	71	34	37	1,769	691	1,078	12	...	12
311.—Tooth-stick sellers	...	...	...	...	...	...	...	...	...	1	...	1	...	...	...	...	...	...	...	...	...
312.—Leaf-fan makers and sellers ...	58	32	24	129	65	64	...	...	...	1	...	1	101	65	36	...	...	...	...	...	...
313.—Brush and comb makers and sellers	111	54	57	23	12	11	3	...	3	5	3	2	51	25	26	4	...	4	...	...	...
314.—Broom makers and sellers ...	43	...	43	...	...	...	...	...	...	...	...	...	...	...	...	4	3	1	...	...	...
315.—Pith and bark collectors, workers, &c.	...	...	...	70	52	18	...	...	...	...	...	...	257	137	120	447	265	182	...	...	...
Total Group 50 ...	6,727	3,146	3,581	8,018	3,720	4,298	14,019	6,453	7,566	8,546	3,990	4,556	7,897	3,869	4,028	12,222	5,682	6,540	7,239	3,645	3,594
Total Order XV ...	18,814	9,262	9,552	23,051	10,995	12,056	29,617	14,144	15,473	15,069	7,333	7,736	14,798	7,347	7,451	22,732	10,683	12,049	13,402	6,946	6,456

This content downloaded from 14.194.219.90 on Fri, 09 Feb 2024 06:46:19 +00:00
All use subject to https://about.jstor.org/terms

PATNA DIVISION—*continued.*

Occupations.	Patna.			Gaya.			Shahabad.			Darbhanga.			Muzaffurpur.			Saran.			Champaran.		
	Total.	Male.	Female.	Total.	Male.	Female.	Total.	Male.	Female.	Total.	Male.	Female.	Total.	Male.	Female.	Total.	Male.	Female.	Total.	Male.	Female.
CLASS D—*concluded.*																					
ORDER XVI.—DRUGS, GUMS, DYES, &c.																					
Group 51.—Gums, wax and similar Forest produce.																					
319.—Catechu preparers and sellers ...	...	...	...	17	9	8	...	...	...	...	...	...	...	...	...	...	...	...	...	...	...
320.—Lac collectors and sellers	...	...	...	17	6	11	...	...	...	...	...	...	25	13	12	104	55	49	...	...	...
323.—Wax, honey and minor forest produce collectors and sellers	9	3	6	7	3	4	...	...	...	6	4	2	...	...	...	99	71	25	60	46	14
Total Group 51 ...	9	3	6	41	18	23	...	...	...	6	4	2	25	13	12	203	129	74	60	46	14
Group 52.—Drugs, dyes, pigments, &c.																					
324.—Chemists and druggists	229	105	124	107	59	48	403	184	219	7	4	3	76	39	37	22	7	15	...	...	...
326.—Saltpetre workers and sellers ...	2,696	1,303	1,393	1,836	864	972	2,661	1,232	1,329	6,195	3,147	3,048	26,849	12,915	13,934	33,689	16,147	17,442	6,405	3,082	3,323
328.—Soap makers and sellers	120	65	55	...	...	...	...	...	...	10	7	3	...	...	...	39	23	16	26	14	12
330.—Indigo dealers	61	34	27	26	11	15	142	68	74	...	...	...	1,903	1,012	891	2,414	1,255	1,159	49	35	14
332.—Ink makers and sellers	17	9	8	...	...	...	...	...	...	31	16	15	5	2	3	14	6	8	...	...	...
336.—Kanku (red powder) preparers and sellers	769	407	362	445	167	278	1,268	634	634	234	99	135	505	258	247	1,266	493	773	209	91	118
336—A.—Paint shop-keepers	68	43	25	...	...	...	...	...	...	...	...	...	10	4	6	69	29	40	...	...	...
337.—Perfume preparers and sellers	303	183	120	231	108	123	70	34	36	74	42	32	103	44	59	116	53	63	93	44	49
Total Group 52 ...	4,263	2,149	2,114	2,645	1,209	1,436	4,444	2,152	2,292	6,551	3,315	3,236	29,451	14,274	15,177	37,529	18,013	19,516	6,782	3,266	3,516
Total Order XVI ...	4,272	2,152	2,120	2,686	1,227	1,459	4,444	2,152	2,292	6,557	3,319	3,238	29,476	14,287	15,189	37,732	18,142	19,590	6,842	3,312	3,530
ORDER XVII.—LEATHER, HORNS, BONES, &c.																					
Group 53.—Leather, &c.																					
338.—Tanners, curriers and hide sellers	607	286	321	110	50	60	449	231	218	704	356	348	371	209	162	265	185	180	480	212	268
339.—Shoe, sandals and boot makers and sellers	12,252	6,156	6,196	17,261	8,355	8,906	28,029	13,691	14,338	5,715	2,924	2,791	4,662	2,352	2,310	9,279	4,660	4,619	2,438	1,257	1,181
342.—Hide, horns, and bone dealers ...	1,385	780	605	646	344	302	12	10	2	1,853	854	999	4,189	2,142	2,047	1,980	975	1,005	1,531	777	754
345.—Grease preparers and sellers ...	...	...	...	...	...	...	...	...	...	...	...	...	24	12	12	...	...	...	...	...	...
Total Group 53 and Order XVII ...	14,344	7,222	7,122	18,017	8,749	9,268	28,490	13,932	14,558	8,272	4,134	4,138	9,246	4,715	4,531	11,624	5,820	5,804	4,449	2,246	2,203
TOTAL CLASS D ...	322,989	154,597	168,372	292,882	136,826	156,056	289,257	186,097	203,160	216,993	107,348	109,645	256,268	127,426	128,842	368,771	172,034	196,737	143,544	73,393	70,151

This content downloaded from 14.194.219.90 on Fri, 09 Feb 2024 06:46:19 +00:00
All use subject to https://about.jstor.org/terms

CLASS E—COMMERCE, TRANSPORT, STORAGE.

ORDER XVIII.—COMMERCE.

Group 54.—Dealers in money and securities.																			
347.—Money-lenders and pawn brokers	47	41	6	196	76	120	3,268	1,693	1,575	181	78	83	288	156	130	928	458	470	811	389	422
350.—Money changers and testers ...	725	472	253	740	425	315	682	317	375	242	127	115	894	454	440	1,101	531	570	218	122	96
351.—Bank clerks, cashiers and bill collectors	1	1	...	...	...	...	...	...	...	1	...	1	29	14	1	5	...	5	...	...	...
Total Group 54 ...	773	514	259	936	501	435	3,950	2,010	1,950	404	205	199	1,209	624	585	2,034	989	1,045	1,029	511	518
Group 55.—General Merchandise.																					
352.—General merchants	7,832	3,838	3,994	11,077	5,673	5,404	6,235	2,791	3,444	10,750	5,410	5,340	11,365	5,396	5,969	13,127	6,291	6,836	5,338	2,496	2,842
353.—Merchants' managers, clerks, &c.	1,651	1,017	634	270	134	136	5	5	...	1,394	864	530	243	147	96	1,181	623	558	105	55	50
Total Group 55 ...	9,483	4,855	4,628	11,347	5,807	5,540	6,240	2,796	3,444	12,144	6,274	5,870	11,608	5,543	6,065	14,308	6,914	7,394	5,443	2,551	2,892
Group 56.—Dealing, unspecified.																					
354.—Shop-keepers' clerks, &c.	...	...	...	...	...	...	...	...	...	...	...	...	1	...	1	...	...	...	...	...	...
355.—Shop-keepers and money-lenders' servants	1,164	657	507	...	...	...	5	3	2	547	291	256	34	...	34	1	1	...	74	40	34
356.—Shop-keepers, otherwise unspecified	7,592	3,742	3,850	14,949	7,129	7,820	19,404	9,517	9,887	25,405	12,687	12,718	14,474	6,816	7,658	11,295	5,385	5,910	8,165	4,212	3,953
357.—Pedlars, hawkers, &c.	1,675	662	1,013	2,172	1,023	1,149	444	235	209	362	186	176	654	360	294	1,812	876	936	1,467	883	584
Total Group 56 ...	10,431	5,061	5,370	17,121	8,152	8,969	19,853	9,755	10,098	26,314	13,164	13,150	15,163	7,176	7,987	13,108	6,262	6,846	9,706	5,135	4,571
Group 57.—Middlemen.																					
(*a*) Brokers, &c.																					
358.—Brokers, agents, dubash	969	510	459	596	343	253	1	1	...	343	260	83	619	391	228	771	593	178	76	52	24
Total Group 57 (a) ...	969	510	459	596	343	253	1	1	...	343	260	83	619	391	228	771	593	178	76	52	24
(*b*) Contractors and farmers.																					
360.—Farmers of liquor shops, &c. ...	42	23	19	10	4	6	46	23	23	173	75	98	92	49	43	49	30	19	12	12	...
360—A.—Lessees of pounds	...	...	...	...	...	...	...	...	...	1	1	...	...	...	...	...	...	...	...	...	...
362.—Lessees and Superintendents of markets, &c.	...	...	...	2	1	1	...	...	...	16	16	...	86	45	41	60	42	18	...	...	...
363.—Contractors, otherwise unspecified	567	273	294	30	30	...	571	344	227	153	95	58	30	23	7	97	32	65	285	209	76
364.—Contractors for labour, Emigration agents, &c.	46	29	17	...	...	...	...	...	...	...	...	...	49	36	13	55	34	21	...	...	...
Total Group 57 (b) ...	655	325	330	42	35	7	617	367	250	343	187	156	257	153	104	281	138	123	297	221	76
Total Group 57 ...	1,624	835	789	638	378	260	618	368	250	686	447	239	876	544	332	1,052	731	301	373	273	100
Total Order XVIII ...	22,311	11,265	11,046	30,042	14,838	15,204	30,671	14,939	15,732	39,548	20,090	19,458	28,856	13,887	14,969	30,482	14,896	15,586	16,551	8,470	8,081

This content downloaded from 14.194.219.90 on Fri, 09 Feb 2024 06:46:19 +00:00
All use subject to https://about.jstor.org/terms

Occupations.	Patna.			Gaya.			Shahabad.			Darbhanga.			Muzaffarpur.			Saran.			Champaran.		
	Total.	Male.	Female.	Total.	Male.	Female.	Total.	Male.	Female.	Total.	Male.	Female.	Total.	Male.	Female.	Total.	Male.	Female.	Total.	Male.	Female.
CLASS E—*concluded.*																					
ORDER XIX.—TRANSPORT AND STORAGE.																					
Group 58.—Railway.																					
(*a*) Administration.																					
369.—Engineers	27	22	*5*	6	3	*3*	3	2	*1*	4	1	3	18	8	*10*	2	2	...	2	1	*1*
370.—Clerical staff in Railway establishment	38	28	*10*	4	1	*3*	18	12	*6*	25	18	7	16	12	*4*	46	31	*15*	11	7	*4*
Total Group 58 (a) ...	65	50	*15*	10	4	6	21	14	7	29	19	*10*	34	20	*14*	48	33	*15*	13	8	*5*
(*b*) Working staff.																					
371.—Station Masters and Inspectors	54	31	23	20	11	*9*	34	19	*15*	17	9	8	8	3	*5*	55	32	23	...	...	...
372.—Guards, drivers, &c.	508	335	*173*	...	...	...	...	...	...	14	6	*8*	13	7	6	72	33	*39*	...	...	...
373.—Pointsmen, shunters, &c. ...	1,075	603	*472*	166	115	*51*	192	133	*59*	570	326	*244*	252	179	*73*	497	293	*204*	22	11	*11*
Total Group 58 (b) ...	1,637	969	*668*	186	126	*60*	226	152	*74*	601	341	*260*	273	189	*84*	624	358	*266*	22	11	*11*
Total Group 58 ...	1,702	1,019	*683*	196	130	*66*	247	166	*81*	630	360	*270*	307	209	*98*	672	391	*281*	35	19	*16*
Group 59.—Road.																					
(*a*) Cart, carriage, and tramway owners and drivers.																					
374.—Tramway, mail carriage owners and drivers	38	26	*12*	...	...	...	...	...	...	...	...	...	...	...	...	...	...	...	...	...	...
375.—Cart owners and drivers	5,922	3,498	*2,424*	2,848	1,448	*1,398*	3,832	1,971	*1,861*	1,352	927	*425*	2,783	1,660	*1,123*	4,787	2,715	*2,072*	997	474	*523*
378.—Palki owners, bearers, &c. ...	6,057	3,257	*2,800*	3,011	1,820	*1,191*	7,014	3,982	*3,032*	4,023	2,155	*1,868*	5,441	3,097	*2,344*	4,360	2,376	*1,974*	851	348	*503*
Total Group 59 (a) ...	12,017	6,781	*5,236*	5,857	3,268	*2,589*	10,846	5,953	*4,893*	5,375	3,082	*2,293*	8,224	4,757	*3,467*	9,147	5,091	*4,056*	1,848	822	*1,026*
(*b*) Carriers by pack animals.																					
379.—Pack bullock owners, drivers, &c.	11,513	6,136	*5,377*	20,337	10,368	*9,969*	6,405	3,337	*3,068*	7,218	3,835	*3,383*	6,836	3,586	*3,250*	4,591	2,618	*1,973*	674	501	*173*
380.—Pack camel, elephant owners, drivers, &c.	2	1	*1*	...	...	...	...	...	...	52	27	*25*	11	7	*4*	201	113	*88*	314	206	*108*
Total Group 59 (b) ...	11,515	6,137	*5,378*	20,337	10,368	*9,969*	6,405	3,337	*3,068*	7,270	3,862	*3,408*	6,847	3,593	*3,254*	4,792	2,731	*2,061*	988	707	*281*
Total Group 59 ...	23,532	12,918	*10,614*	26,194	13,636	*12,558*	17,251	9,290	*7,961*	12,645	6,944	*5,701*	15,071	8,350	*6,721*	13,939	7,822	*6,117*	2,836	1,529	*1,307*
Group 60.—Water.																					

This content downloaded from 14.194.219.90 on Fri, 09 Feb 2024 06:46:19 +00:00
All use subject to https://about.jstor.org/terms

Group 60.—Water.																						
(a) Owners, &c., of vessels.																						
382.—Shipping clerks, supercargoes, &c.	4	4	...	...	...	...	...	...	...	...	...	...	...	...	...	...	...	...	...	...	...	...
383.—Boat, barge owners, &c.	4	4	...	...	...	...	...	...	...	11	4	7	177	80	97	61	41	20	...	...	...	
Total Group 60 (a) ...	8	8	...	...	...	...	...	...	...	11	4	7	177	80	97	61	41	20	...	...	...	
(b) Working staff of vessels.																						
384.—Ships' officers, sailors, &c. ...	60	56	4	...	...	...	18	18	...	7	7	...	39	23	16	15	12	3	9	9	...	
385.—Boat and barge men	3,413	1,874	1,539	628	309	319	3,732	2,058	1,674	680	351	329	665	426	239	5,408	2,823	2,583	1,254	962	292	
386.—Pilots	...	...	...	2	...	2	...	...	...	...	...	...	...	...	...	...	...	...	...	...	...	
Total Group 60 (b) ...	3,473	1,930	1,543	630	309	321	3,750	2,076	1,674	687	358	329	704	449	255	5,421	2,835	2,586	1,263	971	292	
Total Group 60 ...	3481	1,938	1,543	630	309	321	3,750	2,076	1,674	898	562	336	881	529	352	5,482	2,876	2,606	1,263	971	292	
Group 61.—Messages.																						
(a) Post, &c.																						
390.—Postal Directors, Postmasters and clerks	207	103	104	128	87	41	22	12	10	1	1	...	42	37	5	152	123	29	...	...	...	
391.—Postal messengers, runners, &c.	1,148	677	471	119	53	66	521	256	265	43	31	12	131	68	63	270	205	65	6	...	6	
392.—Messengers (unspecified) ...	5,991	3,146	2,845	2,514	1,250	1,264	569	294	275	372	250	122	2,236	1,219	1,017	2,217	1,174	1,043	...	...	...	
Total Group 61 (a) ...	8,346	3,926	3,420	2,761	1,390	1,371	1,112	562	550	416	283	134	2,409	1,324	1,085	2,639	1,502	1,137	6	...	6	
(b) Telegraph and telephone.																						
393.—Telegraph officers and Clerical establishment	92	58	34	10	10	...	...	...	...	...	...	...	...	...	...	...	...	...	...	...	...	
394.—Signallers and messengers ...	108	54	54	...	...	...	...	...	...	...	...	...	...	...	...	21	10	11	...	...	...	
Total Group 61 (b) ...	200	112	88	10	10	...	...	...	...	...	...	...	...	...	...	21	10	11	...	...	...	
Total Group 61 ...	7,546	4,038	3,508	2,771	1,400	1,371	1,112	562	550	416	282	134	2,409	1,324	1,085	2,660	1,512	1,148	6	...	6	
Group 62.—Storage and weighing.																						
396.—Warehouse owners, keepers, &c.	37	17	20	30	...	30	...	...	...	...	...	...	8	8	...	14	10	4	...	...	...	
397.—Warehouse service	...	...	...	...	...	...	...	...	...	...	...	...	4	...	4	23	17	6	...	...	...	
398.—Porters (general)	1,570	819	751	...	...	...	56	...	56	75	75	...	...	...	...	...	...	...	...	...	...	
399.—Weighmen and measurers ...	4,926	2,643	2,283	3,905	2,011	1,894	381	199	182	593	315	278	272	152	120	663	385	278	409	212	197	
Total Group 62 ...	6,533	3,479	3,054	3,935	2,011	1,924	437	199	238	668	390	278	284	160	124	700	412	288	409	212	197	
Total Order XIX ...	43,294	23,892	19,402	33,728	17,486	16,240	22,797	12,293	10,504	15,257	8,538	6,719	18,952	10,572	8,380	23,453	13,013	10,440	4,549	2,731	1,818	
TOTAL CLASS E ...	65,105	34,657	30,448	63,768	32,324	31,444	53,468	27,222	26,246	54,805	28,628	26,177	47,808	24,459	23,349	53,935	27,909	26,026	21,100	11,201	9,899	

This content downloaded from 14.194.219.90 on Fri, 09 Feb 2024 06:46:19 +00:00
All use subject to https://about.jstor.org/terms

Occupations.	Patna.			Gaya.			Shahabad.			Darbhanga.			Muzaffarpur.			Saran.			Champaran.		
	Total.	Male.	Female.	Total.	Male.	Female.	Total.	Male.	Female.	Total.	Male.	Female.	Total.	Male.	Female.	Total.	Male.	Female.	Total.	Male.	Female.
CLASS F—PROFESSIONS.																					
ORDER XX.—LEARNED AND ARTISTIC PROFESSIONS.																					
Group 63.—Religion.																					
(*a*) Priests, Ministers, &c.																					
401.—Priests, ministers, preachers and missionaries	22,917	11,084	*11,833*	34,505	16,259	*18,246*	44,280	20,753	*23,527*	2,650	1,456	*1,194*	19,659	9,533	*10,327*	35,768	17,059	*18,709*	2,911	1,779	*1,132*
402.—Catechists, readers, sandna mission service	43	28	*15*	590	299	291	...	...	...	...	...	...	...	...	...	42	19	*23*	...	...	...
403.—Exorcists, hall-averters, &c. ...	...	...	...	...	...	...	...	...	...	...	...	...	2	1	*1*	...	...	...	...	...	...
Total Group 63 (a) ...	22,960	11,112	*11,848*	35,095	16,558	*18,537*	44,280	20,753	*23,527*	2,650	1,456	*1,194*	19,661	9,533	*10,328*	35,810	17,078	*18,732*	2,911	1,779	*1,132*
(*b*) Subsidiary religious services.																					
404.—Religious mendicants, inmates of monasteries, convents, &c.	730	392	*338*	375	200	*175*	144	46	*98*	99	63	*36*	439	223	*216*	512	293	*219*	133	81	*52*
405.—Church, temple, masjid, &c., service	402	232	*170*	663	263	*400*	1	1	...	85	48	*37*	37	15	*22*	396	86	*310*	40	36	*4*
405—A.—Circumcisors	114	77	*37*	7	7	...	...	...	...	...	...	...	...	...	...	...	...	...	...	...	...
Total Group 63 (b) ...	1,246	701	*545*	1,045	470	*575*	145	47	*98*	184	111	*73*	476	238	*238*	908	379	*529*	173	117	*56*
Total Group 63 ...	24,206	11,813	*12,393*	36,140	17,028	*19,112*	44,425	20,800	*23,625*	2,834	1,567	*1,267*	20,137	9,771	*10,566*	36,718	17,457	*19,261*	3,084	1,896	*1,188*
Group 64.—Education.																					
406.—Administrative and inspecting officials	123	68	*55*	...	...	...	...	...	...	...	...	...	...	...	...	27	8	*19*	...	...	...
407.—Principals, professors and teachers	6,532	3,306	*3,226*	4,354	2,333	*2,021*	1,688	833	*853*	698	331	*367*	1,408	789	*619*	1,773	944	*829*	217	155	*62*
Total Group 64 ...	6,655	3,374	*3,281*	4,354	2,333	*2,021*	1,688	833	*853*	698	331	*367*	1,408	789	*619*	1,800	952	*848*	217	155	*62*
Group 65.—Literature.																					
411.—Private Secretaries and clerks	948	502	*446*	611	340	*271*	46	15	*31*	25	16	*9*	549	300	*249*	787	452	*335*	2	3	...
412.—Public scribes and copyists ...	339	212	*127*	...	...	...	...	...	...	26	11	*15*	...	...	...	...	...	...	1	...	*1*
Total Group 65 ...	1,287	714	*573*	611	340	*271*	46	15	*31*	51	27	*24*	549	300	*249*	787	452	*335*	3	3	*1*

This content downloaded from 14.194.219.90 on Fri, 09 Feb 2024 06:46:19 +00:00
All use subject to https://about.jstor.org/terms

Group 66.—Law.																				
414.—Barristers, Advocates and pleaders	974	428	*546*	215	107	*108*	194	108	*86*	263	140	*123*	601	357	*244*	388	274	*114*	...	...	...
416.—Law-agents, muktars, &c. ...	2,101	1,117	*984*	1,380	776	*604*	1,003	485	*518*	429	298	*131*	1,091	675	*416*	1,152	687	*465*	271	208	*63*
417.—Articled clerks and other lawyers' clerks	198	129	*69*	156	105	*51*	...	...	...	17	9	*8*	57	34	*23*	154	69	*85*	...	...	...
418.—Stamp-vendors	108	48	*60*	271	104	*167*	92	53	*39*	11	3	*8*	30	13	*17*	156	89	*67*	38	24	*19*
419.—Petition-writers	3	3	...	...	...	...	...	...	...	...	...	...	3	3	...	15	8	*7*	...	...	...
Total Group 66 ...	3,384	1,725	*1,659*	2,022	1,092	*930*	1,289	646	*643*	720	450	*270*	1,782	1,082	*700*	1,865	1,127	*738*	307	232	*75*
Group 67.—Medicine.																					
(*a*).—Practitioners.																					
420.—Administrative and Inspecting staff	19	14	*5*	...	...	...	...	...	...	...	...	...	...	...	...	...	...	...	...	...	...
421.—Practitioners by diploma ...	62	27	*35*	1	1	...	26	16	*10*	14	7	*7*	45	26	*19*	21	11	*10*	...	...	...
422.—Practitioners without diploma ...	1,988	1,084	*904*	1,674	799	*875*	1,458	671	*787*	1,972	1,015	*957*	2,095	1,166	*929*	1,201	624	*577*	295	152	*143*
424.—Oculists	...	...	...	...	...	...	...	...	...	3	1	*2*	4	...	*4*	28	12	*16*	...	...	...
425.—Vaccinators	160	77	*83*	79	38	*41*	2	...	*2*	215	115	*100*	90	43	*47*	202	108	*94*	41	24	*17*
426.—Midwives	1,481	420	*1,061*	1,573	541	*1,032*	105	43	*62*	1,152	285	*887*	618	177	*441*	410	120	*290*	238	112	*124*
Total Group 67 (a) ...	3,710	1,622	*2,088*	3,327	1,379	*1,948*	1,591	730	*861*	3,356	1,403	*1,953*	2,852	1,412	*1,440*	1,862	875	*987*	572	288	*284*
(*b*).—Subsidiary medical services.																					
428.—Compounders, nurses	69	39	*30*	10	6	*4*	14	8	*6*	...	...	...	17	10	*7*	45	23	*22*	...	...	...
Total Group 67 (b) ...	69	39	*30*	10	6	*4*	14	8	*6*	...	...	...	17	10	*7*	45	23	*22*	...	...	...
Total Group 67 ...	3,779	1,661	*2,118*	3,337	1,385	*1,952*	1,605	738	*867*	3,356	1,403	*1,953*	2,869	1,422	*1,447*	1,907	898	*1,009*	572	288	*284*
Group 68.—Engineering and Surveying.																					
(*a*).—Engineers, Architects and Surveyors.																					
430.—Civil Engineers and architects	...	...	...	...	...	...	...	...	...	...	...	...	22	10	*12*	57	28	*29*	...	...	...
Total Group 68 (a) ...	...	...	...	...	...	...	...	...	...	...	...	...	22	10	*12*	57	28	*29*	...	...	...
(*b*).—Subsidiary Staff.																					
432.—Draughtsmen	473	245	*228*	77	40	*37*	...	...	...	115	56	*59*	162	113	*49*	397	219	*178*	...	...	...
433.—Clerks, &c., in offices of the above	...	...	...	...	...	...	...	...	...	...	...	...	22	19	*3*	55	32	*23*	...	...	...
Total Group 68 (b) ...	473	245	*228*	77	40	*37*	...	...	...	115	56	*59*	184	132	*52*	452	251	*201*	...	...	...
Total Group 68 ...	473	245	*228*	77	40	*37*	...	...	...	115	56	*59*	206	142	*64*	509	279	*230*	...	...	...

This content downloaded from 14.194.219.90 on Fri, 09 Feb 2024 06:46:19 +00:00
All use subject to https://about.jstor.org/terms

PATNA DIVISION—*continued.*

Occupations.	Patna.			Gaya.			Shahabad.			Darbhanga.			Muzaffarpur.			Saran.			Champaran.		
	Total.	Male.	Female.	Total.	Male.	Female.	Total.	Male.	Female.	Total.	Male.	Female.	Total.	Male.	Female.	Total.	Male.	Female.	Total.	Male.	Female.
CLASS F—*concluded.*																					
***ORDER XX*—concluded.**																					
Group 69.—Other Sciences.																					
(*b*).—Minor Sciences.																					
437.—Astrologers, genealogists and horoscope casters	...	...	...	...	...	...	...	...	...	...	...	...	13	6	7	...	...	...	...	...	...
Total Group 69 (b) ...	...	...	...	...	...	...	...	...	...	...	...	...	13	6	7	...	...	...	...	...	...
Total Group 69 ...	...	...	...	...	...	...	...	...	...	...	...	...	13	6	7	...	...	...	...	...	...
Group 70.—Pictorial Art and Sculpture.																					
440.—Painters, Superintendents of Schools of Art	111	67	*44*	100	56	*44*	138	76	*62*	47	27	*20*	11	5	*6*	10	5	*5*	67	38	*29*
442.—Photographers	...	...	...	...	...	...	...	...	...	2	2	...	...	...	...	...	...	...	...	...	...
Total Group 70 ...	111	67	*44*	100	56	*44*	138	76	*62*	49	29	*20*	11	5	*6*	10	5	*5*	67	38	*29*
Group 71.—Music, Acting and Dancing.																					
444.—Band-masters and players ...	2,163	1,159	*1,004*	3,122	1,500	*1,622*	1,243	593	*650*	952	468	*484*	1,510	833	*677*	812	445	*467*	14	14	...
446.—Actors, singers and dancers, &c.	2,357	1,110	*1,247*	1,631	890	*741*	2,649	1,184	*1,465*	1,420	834	*586*	848	448	*398*	1,481	831	*650*	850	495	*355*
Total Group 71 ...	4,520	2,269	*2,251*	4,753	2,390	*2,363*	3,892	1,777	*2,115*	2,372	1,302	*1,070*	2,358	1,281	*1,075*	2,293	1,276	*1,117*	864	509	*355*
Total Order XX ...	44,415	21,868	*22,547*	51,394	24,664	*26,730*	53,081	24,885	*28,196*	10,195	5,165	*5,030*	29,531	14,798	*14,733*	45,969	22,426	*23,543*	5,114	3,120	*1,994*
ORDER XXI.—SPORT AND AMUSEMENTS.																					
Group 72.—Sport.																					
447.—Race-course service, book-makers, &c.	...	...	...	...	...	...	...	...	...	...	...	...	...	...	...	...	...	...	...	...	...
448.—Shikaris, falconers, bird-catchers	314	157	*157*	674	343	*331*	613	305	*308*	263	167	*96*	383	183	*181*	412	201	*211*	429	260	*169*
Total Group 72 ...	314	157	*157*	674	343	*331*	613	305	*308*	263	167	*96*	383	183	*181*	412	201	*211*	429	260	*169*

This content downloaded from 14.194.219.90 on Fri, 09 Feb 2024 06:46:19 +00:00
All use subject to https://about.jstor.org/terms

Group 73.—Exhibition and games.																						
(a).—Catching, Training and Exhibiting Animals.																						
450.—Exhibitors of trained animals ..	24	12	*12*	40	21	*19*	25	12	*13*	...	...	...	...	...	...	4	...	*4*	...	...	...	
452.—Cock and pigeon fanciers ...	8	8	...	...	...	...	...	...	...	...	...	...	...	...	...	...	...	...	...	...	...	
Total Group 73 (a) ...	32	20	*12*	40	21	*19*	25	12	*13*	...	...	...	...	...	...	4	...	*4*	...	...	...	
(b).—Conjuring, Fortune-telling and other exhibitions.																						
453.—Buffoons	3	3	...	17	16	*1*	...	...	...	8	1	*7*	1	...	*1*	6	4	*2*	2	...	*2*	
454.—Story and ballad reciters	58	42	*16*	5	5	...	...	...	...	23	17	*6*	14	10	*4*	46	24	*22*	...	...	...	
455.—Exhibitors of puppets	17	8	*9*	79	42	*37*	...	...	...	...	...	...	1	1	...	13	6	*7*	31	15	*16*	
456.—Conjurors and fortune-tellers ...	44	25	*19*	4	2	*2*	...	...	...	16	8	*8*	...	...	...	...	...	...	...	...	...	
Total Group 73 (b) ...	122	78	*44*	105	65	*40*	...	...	...	47	26	*21*	16	11	*5*	65	34	*31*	33	15	*18*	
(c).—Acrobatics and Athletics.																						
457.—Tumblers, acrobats, wrestlers, &c.	...	...	...	12	5	*7*	157	83	*74*	168	121	*47*	120	68	*52*	167	96	*71*	...	...	...	
Total Group 73 (c) ...	...	...	...	12	5	*7*	157	83	*74*	168	121	*47*	120	68	*52*	167	96	*71*	...	...	...	
Total Group 73 ...	154	98	*56*	157	91	*66*	182	95	*87*	215	147	*68*	136	79	*57*	236	130	*106*	33	15	*18*	
Total Order XXI ...	468	255	*213*	831	434	*397*	795	400	*395*	478	314	*164*	499	261	*238*	648	331	*317*	462	275	*187*	
TOTAL CLASS F ...	44,883	22,123	22,760	52,225	25,098	27,127	53,876	25,285	28,591	10,673	5,479	5,194	20,030	15,059	14,971	46,617	22,757	23,860	5,576	3,395	2,181	
CLASS G.—INDEFINITE AND INDEPENDENT.																						
ORDER XXIII.—INDEFINITE.																						
Group 74.—Unskilled labour.																						
(a.)—Special branches.																						
461.—Well sinkers	3	3	...	...	...	...	...	...	...	...	...	...	...	...	...	...	...	...	...	...	...	
462.—Tank diggers and excavators ...	15,633	7,584	*8,049*	3,906	2,066	*1,840*	1,801	892	*909*	539	322	*217*	81	38	*43*	687	461	*226*	...	...	...	
463.—Road, canal and railway labourers	141	141	...	53	42	*11*	...	...	...	...	...	...	165	159	*6*	188	150	*18*	...	...	...	
466.—Rice-pounders and huskers ...	12,781	3,029	*9,752*	2,753	443	*2,310*	3,842	221	*3,621*	5,599	1,246	*4,353*	789	63	*726*	889	337	*532*	160	12	*148*	
Total Group 74 (a) ...	28,538	10,757	*17,781*	6,712	2,551	*4,161*	5,643	1,113	*4,530*	6,138	1,568	*4,570*	1,035	260	*775*	1,724	948	*776*	160	12	*148*	
(b.)—General.																						
467.—General labour	217,348	94,584	*122,764*	487,581	265,699	*221,862*	277,895	133,368	*144,527*	423,904	201,877	*222,027*	523,434	235,911	*287,523*	345,816	166,221	*179,595*	251,467	125,427	*126,040*	
Total Group 74 (b) ...	217,348	94,584	*122,764*	487,581	265,699	*221,862*	277,895	133,368	*144,527*	423,904	201,877	*222,027*	523,434	235,911	*287,523*	345,816	166,221	*179,595*	251,467	125,427	*126,040*	
Total Group 74 ...	245,886	105,341	*140,545*	494,273	268,250	*226,023*	283,538	134,481	*149,057*	430,042	203,445	*226,597*	524,469	236,171	*288,298*	347,540	167,169	*180,371*	251,627	125,439	*126,188*	

This content downloaded from 14.194.219.90 on Fri, 09 Feb 2024 06:46:19 +00:00
All use subject to https://about.jstor.org/terms

PATNA DIVISION—*concluded.*

Occupations.	Patna.			Gaya.			Shahabad.			Darbhanga.			Muzaffarpur.			Saran.			Champaran.		
	Total.	Male.	Female.	Total.	Male.	Female.	Total.	Male.	Female.	Total.	Male.	Female.	Total.	Male.	Female.	Total.	Male.	Female.	Total.	Male.	Female.
CLASS G—*concluded.*																					
***ORDER XXIII*—concluded.**																					
Group 75.—Undefined, &c.																					
468—A.—Indefinite and unspecified ...	211	29	*182*	164	91	*73*	...	...	...	6	1	*5*	1	1	...	779	334	*445*	...	...	...
468—B.—Disreputable means of livelihood	806	98	*708*	1,234	50	*1,184*	695	57	*638*	802	86	*716*	789	100	*689*	638	75	*563*	526	115	*411*
Total Group 75 ...	1,017	127	*890*	1,398	141	*1,257*	695	57	*638*	808	87	*721*	790	101	*689*	1,417	409	*1,008*	526	115	*411*
Total Order XXIII ...	246,903	105,468	*141,435*	495,671	268,391	*227,280*	284,233	134,538	*149,695*	430,850	203,532	*227,318*	525,259	236,272	*288,987*	348,957	167,578	*181,379*	252,153	125,554	*126,599*
ORDER XXIV.—INDEPENDENT OF WORK.																					
Group 76.—Property and alms.																					
(*a*.)—Property and allowances.																					
469.—House rent, shares, &c.	853	299	*554*	332	121	*211*	422	170	*252*	79	29	*50*	73	32	*41*	268	99	*169*	...	...	...
470.—Allowances from patrons or relatives	1,446	500	*946*	25	...	*25*	...	...	...	18	13	*5*	5	1	*2*	48	18	*30*	...	...	...
Total Group 76 (a) ...	2,299	799	*1,500*	357	121	*236*	422	170	*252*	97	42	*55*	78	33	*43*	316	117	*199*	...	...	...
(*b*.)—Charity and endowment.																					
471.—Educational or other endowments, scholarship, &c. ...	46	46	...	3	3	...	...	...	...	2	...	2	...	...	...	...	...	...	...	...	...
472.—Mendicancy (not being affiliated to a religious order) ...	15,643	7,013	*8,630*	18,568	8,948	*9,620*	19,542	9,428	*10,114*	14,527	7,284	*7,243*	16,873	7,221	*9,652*	19,933	10,859	*9,074*	15,287	8,428	*6,859*
Total Group 76 (b) ...	15,689	7,059	*8,630*	18,571	8,951	*9,620*	19,542	9,428	*10,114*	14,529	7,284	*7,245*	16,873	7,221	*9,652*	19,933	10,859	*9,074*	15,287	8,428	*6,859*
Total Group 76 ...	17,988	7,858	*10,130*	18,928	9,072	*9,856*	19,964	9,598	*10,366*	14,626	7,326	*7,300*	16,949	7,254	*9,695*	20,249	10,976	*9,273*	15,287	8,428	*6,859*
Group 77.—Supported at the public charge.																					
(*a*.)—Pension.																					
473.—Pension, Civil Services	91	27	*64*	...	...	...	78	...	*78*	...	...	...	...	...	...	7	...	*7*	...	...	...
474.—Pension, Military Services ...	270	127	*143*	...	...	...	130	75	*55*	...	...	...	6	6	...	39	18	*21*	...	...	...
474—A.—Pension (unspecified) ...	210	136	*74*	331	190	*141*	13	13	...	68	63	*5*	121	93	*28*	869	542	*327*	...	...	...
Total Group 77 (a) ...	571	290	*281*	331	190	*141*	221	88	*133*	68	63	*5*	127	99	*28*	915	560	*355*	...	...	...

This content downloaded from 14.194.219.90 on Fri, 09 Feb 2024 06:46:19 +00:00
All use subject to https://about.jstor.org/terms

| | | |



This content downloaded from
14.194.219.90 on Fri, 09 Feb 2024 06:46:19 +00:00
All use subject to https://about.jstor.org/terms

BHÁGALPUR DIVISION.

Occupations.	Bhágalpur.			Monghyr.			Purnea.			Malda.			Santal Parganas.		
	Total.	Male.	Female.	Total.	Male.	Female.	Total.	Male.	Female.	Total.	Male.	Female.	Total.	Male.	Female.
CLASS A.—GOVERNMENT.															
ORDER I.—ADMINISTRATION.															
Group 1.—Service of the Imperial and Provincial Governments.															
2.—Officers	61	38	*23*	58	23	*35*	101	32	*69*	39	19	20	96	54	*42*
3.—Office Superintendents and Clerical Establishments	916	486	*430*	646	366	*280*	601	356	*245*	489	331	*158*	381	199	*182*
4.—Messengers, constables, &c	2,890	1,393	*1,497*	2,308	1,285	*1,021*	2,651	1,511	*1,140*	808	523	*285*	697	453	*244*
Total Group 1 ...	3,867	1,917	*1,950*	3,010	1,674	*1,336*	3,353	1,899	*1,454*	1,336	873	*463*	1,174	706	*468*
Group 2.—Service of Local and Municipal Bodies.															
5.—Inspecting and supervising officials	14	7	*7*	...	...	...	1	...	*1*	8	6	*12*	...	...	...
6.—Clerical establishments	79	40	*39*	41	30	*11*	20	6	*14*	76	40	*36*	5	3	*2*
7.—Mentals	4	4	...	...	...	...	1	1	...	25	16	*9*	16	10	*6*
Total Group 2 ...	97	51	*46*	41	30	*11*	22	7	*15*	109	62	*47*	21	13	*8*
Group 3.—Village Service.															
8.—Headmen	...	...	...	...	...	...	32	16	*16*	9	4	*5*	427	230	*197*
9.—Accountants	2,336	1,299	*1,037*	897	395	*502*	1,436	920	*516*	48	25	*23*	3	3	...
11.—Watchmen	8,524	5,037	*3,487*	3,383	1,769	*1,614*	16,408	8,957	*7,451*	6,185	3,063	*3,122*	10,314	5,262	*5,052*
Total Group 3 ...	10,860	6,336	*4,524*	4,280	2,164	*2,116*	17,876	9,893	*7,983*	6,242	3,092	*3,150*	10,744	5,495	*5,249*
Total Order I ...	14,824	8,304	*6,520*	7,331	3,868	*3,463*	21,251	11,799	*9,452*	7,687	4,027	*3,660*	11,939	6,214	*5,725*
ORDER II.—DEFENCE.															
Group 4.—Army.															
12 & 13.—Officers, non-commissioned officers, and privates	381	327	*54*	5	...	*5*	76	66	*10*	...	...	...	6	6	...
Total Group 4 and Order II ...	381	327	*54*	5	...	*5*	76	66	*10*	...	...	...	6	6	...
TOTAL CLASS A ...	15,205	8,631	6,574	7,336	3,868	3,468	21,327	11,865	9,462	7,687	4,027	3,660	11,945	6,220	5,725

This content downloaded from 14.194.219.90 on Fri, 09 Feb 2024 06:46:19 +00:00
All use subject to https://about.jstor.org/terms

Occupations.	Bhágalpur.			Monghyr.			Purnea.			Malda.			Santal Parganas.		
	Total.	Male.	Female.	Total.	Male.	Female.	Total.	Male.	Female.	Total.	Male.	Female.	Total.	Male.	Female.
CLASS B.—PASTURE AND AGRICULTURE.															
ORDER IV.—LIVE-STOCK.															
Group 8.—Stock breeding and dealing.															
Sub-group (*a*).—Horses and horned cattle.															
24.—Horse breeders and dealers	2	2	...	...	...	...	31	23	8	...	...	...	41	24	*17*
25.—Cattle breeders and dealers	561	422	*139*	959	794	*165*	570	373	*197*	430	257	*173*	3,084	2,696	*388*
26.—Herdsmen	21,356	16,832	*4,524*	7,505	5,501	*2,004*	26,824	21,387	*5,437*	2,948	2,635	*313*	13,858	9,659	*4,199*
27.—Buffalo breeders and dealers	37	21	*16*	23	22	*1*	99	59	*40*	52	52	...	8	8	...
Total Sub-group (a) ...	21,956	17,277	*4,679*	8,487	6,317	*2,170*	27,524	21,842	*5,682*	3,430	2,944	*486*	16,991	12,387	*4,604*
Sub-group (*b*).—Other draught animals.															
28.—Elephant catchers	...	...	...	...	...	...	...	...	...	80	43	*37*	...	...	...
Sub-group (*c*).—Small stock.															
31.—Sheep and goat breeders and dealers	34	19	*15*	473	264	*209*	109	83	*26*	6	4	2	42	35	*7*
32.—Pig breeders and dealers	53	29	*24*	109	109	...	564	404	*160*	175	107	*68*	12	11	*1*
Total Sub-group (c) ...	87	48	*39*	582	373	*209*	673	487	*186*	181	111	*70*	54	46	*8*
Total Group 8 ...	22,043	17,325	*4,718*	9,069	6,690	*2,379*	28,197	22,329	*5,868*	3,691	3,098	*593*	17,045	12,433	*4,612*
Group 9.—Subsidiary services to stock.															
33.—Veterinary Surgeons and cattle doctors	...	...	...	...	...	...	...	...	...	9	9	...	...	...	...
34.—Farriers and gelders	47	24	*23*	65	32	*33*	404	205	*199*	1	1	...	6	3	*3*
35.—Horse and elephant trainers	403	266	*137*	353	231	*122*	472	292	*180*	90	46	*44*	17	10	*7*
Total Group 9 ...	450	290	*160*	418	263	*155*	876	497	*379*	100	56	*44*	23	13	*10*
Total Order IV ...	22,493	17,615	*4,878*	9,487	6,953	*2,534*	29,073	22,826	*6,247*	3,791	3,154	*637*	17,068	12,446	*4,622*

This content downloaded from 14.194.219.90 on Fri, 09 Feb 2024 06:46:19 +00:00
All use subject to https://about.jstor.org/terms

ORDER V.—AGRICULTURE.															
Group 10.—Interest in land.															
37.—Land occupants, not cultivating ...	10,035	5,172	*4,863*	44,871	23,836	*21,035*	4,002	2,035	*1,967*	1,647	837	*810*	1,297	703	*594*
38.—Land occupants, cultivating	1,161	455	*706*	7,637	3,797	*3,840*	38	7	*31*	4	...	*4*	767	350	*417*
39.—Lessees of villages	620	372	*248*	566	319	*247*	58	26	*32*	5	3	*2*	3,889	1,827	*2,062*
40. Tenants, not cultivating	32,134	15,119	*17,015*	12,815	6,428	*6,187*	23,762	11,571	*12,191*	5,345	2,457	*2,888*	265	107	*158*
41.—Tenants and sharers, cultivating ...	1,208,291	604,113	*604,178*	1,031,656	511,398	*520,258*	1,058,178	544,457	*513,721*	424,725	210,313	*214,412*	1,224,389	608,734	*615,655*
Total Group 10	1,252,241	625,231	*627,010*	1,097,345	545,778	*551,567*	1,086,038	558,096	*527,942*	431,726	213,610	*218,116*	1,230,607	611,721	*618,886*
Group 11.—Agricultural labourers.															
43.—Field labourers and crop-watchers ...	46,198	26,591	*19,607*	37,487	20,262	*17,225*	64,446	39,315	*25,131*	82,283	42,243	*40,040*	10,469	5,243	*5,226*
Total Group 11 ...	46,198	26,591	*19,607*	37,487	20,262	*17,225*	64,446	39,315	*25,131*	82,283	42,243	*40,040*	10,469	5,243	*5,226*
Group 12.—Growers of special products and trees.															
44.—Tea, coffee and cinchona planters and cultivators	...	...	...	...	...	...	...	...	...	12	10	*2*	...	...	...
45.—Cocoanut growers	8	3	*5*	...	...	...	...	...	...	...	...	...	...	...	...
46.—Betel-vine and arecanut growers ...	5	4	*1*	...	...	...	64	31	*33*	81	38	*43*	...	...	...
47.—Waternut growers	...	...	...	...	...	...	...	...	...	16	1	*15*	...	...	...
49.—Indigo planters and cultivators ...	150	117	*33*	20	20	...	248	196	*52*	446	236	*210*	8	4	*4*
50.—Fruit growers	81	44	*37*	408	239	*169*	220	12	*208*	199	105	*94*	23	22	*1*
50—A.—Mulberry growers	...	...	...	...	...	...	...	...	...	6,500	3,455	*3,045*	...	...	...
51.—Market gardeners (vegetable growers)	4,459	1,466	*2,993*	7,481	1,779	*5,682*	1,708	894	*814*	3,735	1,367	*2,368*	305	129	*176*
52.—Gardeners, seedsmen, &c.	986	588	*398*	115	50	*65*	448	416	*32*	581	419	*162*	219	86	*133*
55.—Forest rangers, guards, peons, &c. ...	...	...	...	...	...	...	...	...	...	...	...	...	4	3	*1*
Total Group 12	5,689	2,222	*3,467*	8,004	2,088	*5,916*	2,688	1,549	*1,139*	11,570	5,631	*5,939*	559	244	*315*
Group 13.—Agricultural training and supervision.															
58.—Agents and managers of landed estates	2,044	957	*1,087*	2,374	1,120	*1,254*	2,010	933	*1,077*	3,259	1,587	*1,672*	235	96	*139*
58—A.—Land managers' clerks & servants	5,912	3,996	*1,916*	903	702	*201*	6,710	4,748	*1,962*	6,278	3,396	*2,882*	226	125	*101*
Total Group 13	7,956	4,953	*3,003*	3,277	1,822	*1,455*	8,720	5,681	*3,039*	9,537	4,983	*4,554*	461	221	*240*
Total Order V	1,312,084	658,997	*653,087*	1,146,113	569,950	*576,163*	1,161,892	604,641	*557,251*	535,116	266,467	*268,649*	1,242,096	617,429	*624,667*
TOTAL CLASS B ...	1,334,577	676,812	*657,765*	1,155,600	576,903	*578,697*	1,190,965	627,467	*563,498*	538,907	269,621	*269,286*	1,259,164	629,875	*629,289*

This content downloaded from 14.194.219.90 on Fri, 09 Feb 2024 06:46:19 +00:00
All use subject to https://about.jstor.org/terms

Occupations.	Bhágalpur.			Monghyr.			Purnea.			Malda.			Santal Parganas.		
	Total.	Male.	Female.	Total.	Male.	Female.	Total.	Male.	Female.	Total.	Male.	Female.	Total.	Male.	Female.
CLASS O.—PERSONAL SERVICES.															
ORDER VI.—PERSONAL AND SANITARY SERVICES.															
Group 14.—Personal and domestic services.															
59.—Barbers	10,291	5,362	*4,929*	10,673	5,168	*5,505*	10,930	5,472	*5,458*	6,953	3,362	*3,591*	8,033	4,034	*3,999*
60.—Earpickers	...	...	...	...	...	...	5	5	...	...	...	...	...	...	...
61.—Tattooers	208	73	*135*	553	176	*377*	100	19	*81*	27	4	*23*	160	85	*75*
63.—Washermen	8,053	4,270	*3,783*	8,274	4,144	*4,130*	6,019	3,097	*2,922*	2,518	1,207	*1,311*	3,230	1,542	*1,688*
64.—Water-carriers	221	123	*98*	4,224	1,868	*2,356*	73	45	*28*	130	41	*89*	19	...	*19*
65.—Cooks	806	528	*278*	308	202	*106*	324	256	*68*	142	110	*32*	68	24	*44*
66.—Indoor servants	8,986	4,616	*4,370*	2,887	1,304	*1,583*	3,132	1,704	*1,428*	1,176	565	*611*	429	183	*246*
67.—Grooms, coachmen, etc.	988	589	*399*	448	303	*145*	617	335	*282*	148	94	*54*	43	25	*18*
68.—Door-keepers	340	182	*158*	1,315	724	*591*	4,652	3,149	*1,503*	146	119	*27*	80	40	*40*
68—A.—Service (unspecified)	17,471	11,017	*6,454*	108,444	59,383	*49,061*	22,892	12,831	*10,061*	5,580	2,806	*2,774*	38,690	24,068	*14,622*
Total Group 14	48,364	26,760	*21,604*	137,128	73,272	*63,854*	48,744	26,913	*21,831*	16,820	8,308	*8,512*	50,752	30,001	*20,751*
Group 15.—Non-domestic establishments.															
69.—Hotel and lodging-house owners and managers	6	...	*6*	7	...	*7*	11	...	*11*	...	...	...	1	...	*1*
70.—Rest-house and Sarai owners and managers	20	3	*17*	...	...	...	...	...	...	...	...	...	...	...	...
Total Group 15	26	3	*23*	7	...	*7*	11	...	*11*	...	...	...	1	...	*1*
Group 16.—Sanitation.															
74.—Sweepers and scavengers	1,362	732	*630*	2,166	1,293	*873*	1,640	1,001	*639*	245	144	*101*	487	230	*257*
Total Group 16	1,362	732	*630*	2,166	1,293	*873*	1,640	1,001	*639*	245	144	*101*	487	230	*257*
Total Order VI	49,752	27,495	*22,257*	139,299	74,565	*64,734*	50,395	27,914	*22,481*	17,065	8,452	*8,613*	51,240	30,231	*21,009*
TOTAL CLASS O	49,752	27,495	22,257	139,299	74,565	64,734	50,395	27,914	22,481	17,065	8,452	8,613	51,240	30,231	21,009

CLASS P.—PREPARATION AND

This content downloaded from 14.194.219.90 on Fri, 09 Feb 2024 06:46:19 +00:00
All use subject to https://about.jstor.org/terms

CLASS D.—PREPARATION AND SUPPLY OF MATERIAL SUBSTANCES.														
ORDER VII.—FOOD AND DRINK.														
Group 17.—Animal food.														
76.—Cow and buffalo keepers and milk and butter sellers	6,040	2,667	*3,373*	8,996	4,271	*5,725*	13,101	5,792	*7,309*	8,247	3,883	*4,364*	7,275	2,171	*5,104*
77 & 78.—Ghee and cheese makers and sellers	909	339	*570*	310	141	*169*	21	13	*8*	67	42	*25*	10	8	*2*
79.—Butchers	334	120	*214*	711	348	*363*	126	74	*52*	13	...	*13*	49	15	*34*
80.—Fowl and egg dealers	147	74	*73*	63	31	*32*	226	107	*119*	8	...	*8*	17	13	*4*
81 & 82.—Fishermen and fish dealers and curers, &c.	8,505	4,289	*4,216*	8,118	3,781	*4,337*	33,077	14,730	*18,347*	18,450	8,975	*9,475*	6,853	3,634	*3,219*
Total Group 17 ...	15,935	7,489	*8,446*	19,198	8,572	*10,626*	46,551	20,716	*25,835*	26,785	12,900	*13,885*	14,204	5,841	*8,363*
Group 18.—Vegetable and food.															
83.—Grain dealers	11,525	5,582	*5,943*	9,741	5,118	*4,623*	15,493	8,607	*6,886*	6,253	2,669	*3,584*	1,007	365	*642*
84.—Grain parchers	1,926	873	*1,053*	6,933	2,027	*4,906*	2,784	736	*2,048*	451	96	*355*	3,234	1,003	*2,231*
85.—Pulse and flour preparers and sellers	565	293	*272*	620	350	*270*	376	121	*255*	430	82	*348*	16	11	*5*
87.—Bakers	90	46	*44*	77	62	*15*	30	6	*24*	12	5	*7*	16	14	*2*
88.—Bran sellers	20	4	*16*	...	...	...	...	...	...	56	27	*29*	9	7	*2*
89 & 90.—Vegetable and fruit sellers ...	39	4	*35*	57	20	*37*	6	6	...	107	10	*97*	2	2	...
92.—Confectioners and sweet-meat makers and sellers	3,990	1,900	*2,090*	5,137	3,010	*2,127*	6,044	3,224	*2,820*	882	467	*415*	693	393	*300*
Total Group 18 ...	18,155	8,702	*9,453*	22,565	10,587	*11,978*	24,733	12,700	*12,033*	8,191	3,356	*4,835*	4,977	1,795	*3,182*
Group 19.—Drink, condiments and narcotics.															
95.—Soda water, lemonade manufacturers and sellers	15	10	*5*	3	3	...	...	...	...	...	...	...	...	...	...
97.—Country spirits distillers and sellers ...	423	247	*176*	475	272	*203*	516	279	*237*	468	249	*219*	541	289	*252*
98.—Toddy drawers and sellers	2,533	1,233	*1,300*	4,638	2,223	*2,415*	295	160	*215*	387	186	*201*	270	125	*145*
101.—Tea sellers and tasters	2	1	*1*	...	...	...	...	...	...	...	...	...	...	...	...
103.—Sugar manufacturers and sellers ...	182	131	*51*	498	296	*202*	9	4	*5*	32	14	*18*	...	...	...
104.—Molasses makers and sellers	347	166	*181*	1,343	785	*558*	562	284	*278*	347	185	*162*	69	49	*20*
105.—Salt preparers and sellers	6,293	3,063	*3,230*	4,802	2,320	*2,482*	3,797	1,816	*1,981*	121	74	*47*	295	151	*144*
108.—Pickle makers and sellers	...	...	...	...	...	...	5	3	*2*	...	...	...	...	...	...
109.—Grocers and general condiment dealers	8,185	4,560	*3,625*	6,309	3,275	*3,034*	9,187	4,700	*4,487*	7,653	3,774	*3,879*	6,421	2,831	*3,590*
111.—Betel leaf and areca-nut sellers ...	3,041	1,253	*1,788*	2,561	1,170	*1,391*	3,919	1,840	*2,079*	1,357	603	*754*	484	216	*268*
112.—Tobacco and snuff sellers, &c.	3,099	1,696	*1,403*	3,745	1,953	*1,792*	1,677	833	*844*	525	212	*313*	99	64	*35*
114.—Opium manufacturers and sellers ...	21	11	*10*	14	8	*6*	236	162	*74*	73	53	*20*	...	...	...
115.—Bhang and ganja preparers and sellers	198	119	*79*	261	149	*112*	406	242	*164*	73	46	*27*	59	42	*17*
Total Group 19 ...	24,339	12,490	*11,849*	24,649	12,454	*12,195*	20,709	10,343	*10,366*	11,036	5,396	*5,640*	8,238	3,767	*4,471*
Total Order VII ...	58,429	28,681	*29,748*	66,412	31,613	*34,799*	91,993	43,759	*48,234*	46,012	21,652	*24,360*	27,419	11,403	*16,016*

This content downloaded from 14.194.219.90 on Fri, 09 Feb 2024 06:46:19 +00:00
All use subject to https://about.jstor.org/terms

Occupations.	Bhágalpur.			Monghyr.			Purnea.			Malda.			Santal Parganas.		
	Total.	Male.	Female.	Total.	Male.	Female.	Total.	Male.	Female.	Total.	Male.	Female.	Total.	Male.	Female.
CLASS D—*continued.*															
ORDER VIII.—LIGHT, FIRING AND FORAGE.															
Group 20.—Lighting.															
116.—Oil pressers and sellers	12,650	6,144	*6,506*	12,510	6,238	*6,272*	19,240	9,451	*9,789*	7,328	3,548	*3,780*	17,108	8,385	*8,723*
117.—Oil and salt sellers	...	...	...	...	...	...	454	308	*146*	259	175	*84*	...	...	...
118.—Oil cake dealers	5	2	*3*	...	...	...	5	...	*5*	...	...	...	...	...	...
121.—Kerosine oil dealers	...	...	...	295	168	*127*	100	57	*43*	14	5	*9*	...	...	...
122.—Matches makers and sellers	91	39	*52*	204	91	*113*	104	48	*56*	67	27	*40*	4	...	*4*
123.—Lamp and lantern makers and sellers	...	...	...	...	...	...	6	6	...	39	18	*21*	...	...	...
Total Group 20 ...	12,746	6,185	*6,561*	13,009	6,497	*6,512*	19,909	9,870	*10,039*	7,707	3,773	*3,934*	17,112	8,385	*8,727*
Group 21.—Fuel and Forage.															
125.—Firewood and grass gatherers and sellers	398	176	*222*	2,217	1,117	*1,100*	823	529	*294*	1,083	284	*799*	39	6	*33*
126.—Firewood contractors and dealers ...	...	...	...	...	...	...	...	...	...	7	1	*6*	182	37	*145*
127.—Coal miners	...	...	...	10	7	*3*	...	...	...	...	...	...	117	60	*57*
128.—Coal dealers, brokers, Coal Company managers	22	14	*8*	77	47	*30*	7	3	*4*	...	...	...	21	11	*10*
129.—Charcoal burners and dealers	159	81	*78*	50	16	*34*	18	8	*10*	...	...	...	4	3	*1*
130.—Cowdung-fuel preparers and sellers ...	189	48	*141*	474	120	*354*	129	30	*99*	23	17	*6*	56	8	*48*
131.—Hay, &c., contractors and dealers ...	...	...	...	12	4	*8*	...	...	...	...	...	...	...	...	...
Total Group 21 ...	768	319	*449*	2,840	1,311	*1,529*	977	570	*407*	1,113	302	*811*	419	125	*294*
Total Order VIII ...	13,514	6,504	*7,010*	15,849	7,808	*8,041*	20,886	10,440	*10,446*	8,820	4,075	*4,745*	17,531	8,510	*9,021*
ORDER IX.—BUILDINGS.															
Group 22.—Building materials.															
132.—Brick and tile burners and sellers ...	353	199	*154*	247	125	*122*	102	80	*22*	45	36	*9*	...	...	...
133.—Lime and shell burners and sellers ...	176	86	*90*	623	327	*296*	967	460	*507*	526	255	*271*	179	89	*90*
135.—Thatch dealers and thatchers	...	...	...	151	92	*59*	113	50	*63*	3,470	1,730	*1,740*	11	7	*4*
Total Group 22 ...	529	285	*244*	1,021	544	*477*	1,182	590	*592*	4,041	2,021	*2,020*	190	96	*94*

Group 23.—Artificers in Buildings: ...

This content downloaded from 14.194.219.90 on Fri, 09 Feb 2024 06:46:19 +00:00
All use subject to https://about.jstor.org/terms

Group 23.—Artificers in Buildings.																
137.—Stone and marble workers	...	...	...	44	24	20	...	...	...	4	1	3	...	...	...	
138.—Masons	1,163	596	567	987	478	489	639	307	332	1,510	781	729	453	231	222	
139.—Builders and joiners	...	...	...	13	5	8	4	1	3	...	...	...	...	...	...	
140.—Plasterers and house painters ...	...	...	...	...	...	...	...	...	...	4	4	...	14	14	...	
141.—Mud wall and roof builders	...	...	...	70	51	19	...	...	...	17	10	7	...	...	...	
Total Group 23 ...	1,163	596	567	1,094	558	536	643	308	335	1,535	796	739	467	245	222	
Total Order IX ...	1,692	881	811	2,115	1,102	1,013	1,825	898	927	5,576	2,817	2,759	657	341	316	
ORDER X.—VEHICLES AND VESSELS.																
Group 24.—Railway Plant.																
144.—Railway mechanics	41	23	18	6	6	...	...	...	...	...	...	...	31	21	10	
145.—Permanent-way Inspectors, Foremen, &c	...	...	...	7	3	4	6	2	4	...	...	...	...	...	...	
Total Group 24 ...	41	23	18	13	9	4	6	2	4	...	...	...	31	21	10	
Group 25.—Carts, Carriages, &c.																
146.—Cart makers and carriage makers and sellers	47	25	22	203	121	82	205	123	82	367	231	136	717	420	297	
147.—Palki, Dandi and Rickshaw makers and sellers	17	6	11	...	...	...	6	3	3	...	...	...	...	...	...	
Total Group 25 ...	64	31	33	203	121	82	211	126	85	367	231	136	717	420	297	
Group 26.—Ships and Boats.																
148.—Shipwrights, boat builders, &c. ...	45	27	18	...	...	...	120	89	31	959	509	450	...	...	...	
Total Group 26 ...	45	27	18	...	...	...	120	89	31	959	509	450	...	...	...	
Total Order X ...	150	81	69	216	130	86	337	217	120	1,326	740	586	748	441	307	
ORDER XI.—SUPPLEMENTARY REQUIREMENTS.																
Group 27.—Paper, &c.																
153.—Paper makers and sellers and palm-leaf binders	7	3	4	...	...	...	...	...	...	...	...	...	13	8	5	
154.—Stationers	493	216	277	455	193	262	545	250	295	436	192	244	66	42	24	
Total Group 27 ...	500	219	281	455	193	262	545	250	295	436	192	244	79	50	29	

This content downloaded from 14.194.219.90 on Fri, 09 Feb 2024 06:46:19 +00:00
All use subject to https://about.jstor.org/terms

BHÁGALPUR DIVISION—*continued.*

Occupations.	Bhágalpur.			Monghyr.			Purnea.			Málda.			Santal Parganas.		
	Total.	Male.	Female.	Total.	Male.	Female.	Total.	Male.	Female.	Total.	Male.	Female.	Total.	Male.	Female.
CLASS D—*continued.*															
ORDER XI—concluded.															
Group 28.—Books and Prints, &c.															
157.—Press proprietors, Lithographers and Printers	...	...	...	...	...	...	...	...	...	13	5	8	5	3	2
158.—Book-binders	224	117	107	97	41	56	37	15	22	37	15	22	31	14	17
159.—Book-sellers and publishers	25	12	13	39	20	19	15	7	8	11	6	5	7	2	5
Total Group 28 ...	249	129	120	136	61	75	52	22	30	61	26	35	43	19	24
Group 29.—Watches, Clocks and Scientific Instruments.															
163.—Watch and clock makers and sellers	...	...	...	35	23	12	11	4	7	23	10	13	...	...	...
Total Group 29 ...	...	...	...	35	23	12	11	4	7	23	10	13	...	...	...
Group 30.—Carving, Engraving, &c.															
173.—Die-sinkers and seal engravers ...	...	...	...	...	...	...	13	7	6	...	...	...	1	...	1
Total Group 30 ...	...	...	...	...	...	...	13	7	6	...	...	...	1	...	1
Group 31.—Toys, curiosities, &c.															
177.—Toy, kite and cage makers and sellers	27	11	16	...	...	...	6	2	4	4	1	3	1	1	...
178.—Hukka-stem makers and sellers ...	148	79	69	234	113	121	211	103	108	310	171	139	18	3	15
Total Group 31 ...	175	90	85	234	113	121	217	105	112	314	173	142	19	4	15
Group 32.—Music and musical instruments.															
183.—Music and musical instrument dealers	...	...	...	..	...	...	2	2	...	...	...	...	57	31	26
184.—Conch dealers, drum and horn makers, &c.	4	3	1	48	23	25	52	23	29	223	118	105	62	39	23
Total Group 32 ...	4	3	1	48	23	25	54	25	29	223	118	105	119	70	49
Group 33.—Necklaces, Bracelets, Beads, &c.															
185.—Bangle makers and sellers in lac ...	1,931	957	974	1,187	601	586	302	145	157	198	84	114	17	7	10
186.—Bangle makers and sellers in stone ...	...	...	...	...	...	...	...	...	...	8	8	...	...	...	...
187.—Bangle makers and sellers in wood and stone	...	...	...	...	...	...	...	...	...	208	100	108	50	40	10
188.—Bangle makers and sellers in glass ...	14	11	3	32	...	32	310	310	105	2	...	2	6	...	6

This content downloaded from 14.194.219.90 on Fri, 09 Feb 2024 06:46:19 +00:00
All use subject to https://about.jstor.org/terms

189—A.—Bangle makers and sellers (unspecified)	1,415	765	650	1,723	970	753	1,331	590	741	397	146	251	271	141	130
191.—Imitation and pewter jewelry makers and sellers	125	59	66	...	...	...	15	6	9	92	43	49	30	12	18
192.—Bread makers and sellers	...	...	...	...	...	...	...	...	...	30	13	17	245	113	132
193.—Rosary and necklace makers and sellers	181	101	80	639	427	212	169	132	37	...	...	...	5	5	...
194.—Flower garland makers and sellers ...	559	266	293	2,278	1,284	994	1,490	596	894	107	43	64	45	29	16
195.—Artificial flower and caste mark spangle makers and sellers	72	39	33	186	136	50	173	79	94	1	1	...	5	5	...
196.—Sacred thread makers and sellers ...	...	...	...	14	5	9	4	...	4	27	5	22	8	...	8
Total Group 33 ...	4,297	2,198	2,099	6,059	3,423	2,636	3,903	1,864	2,039	1,071	443	628	681	352	329
Group 34.—Furniture.															
198.—Furniture makers	...	...	...	41	35	6	...	...	...	...	...	...	...	...	...
199.—Frame makers	10	6	4	...	...	...	...	...	...	...	...	...	...	...	...
200.—Looking glass makers and sellers ...	...	...	...	...	...	...	2	1	1	...	...	...	...	...	...
Total Group 34 ...	10	6	4	41	35	6	2	1	1	...	...	...	...	...	...
Group 35.—Harness.															
201.—Saddlery and harness makers and sellers	...	...	...	...	...	...	1	1	...	...	...	...	...	...	...
203.—Whip and goad makers	...	...	...	...	...	...	11	8	3	...	...	...	...	...	...
Total Group 35 ...	...	...	...	...	...	...	12	9	3	...	...	...	...	...	...
Group 36.—Tools and machinery.															
204.—Knife and tool makers and sellers ...	441	225	216	674	294	380	22	8	14	129	56	73	44	19	25
204—A.—Plough makers and sellers	383	176	207	1,485	881	604	905	647	258	49	20	29	...	...	...
205.—Knife and tool grinders	3	2	1	...	...	...	...	...	...	...	...	...	11	4	7
206.—Looms and loom comb makers and sellers	...	...	...	...	...	...	...	...	...	2	2	...	2	2	...
207.—Mechanics (not Railway)	...	...	...	22	11	11	...	...	...	...	...	...	...	...	...
Total Group 36 ...	827	403	424	2,181	1,186	995	927	655	272	180	78	102	57	25	32
Group 37.—Arms and Ammunition.															
209.—Gun makers, menders and sellers ...	...	...	...	381	195	186	...	...	...	...	...	...	...	...	...
211.—Gunpowder makers and sellers ...	1	1	...	13	6	7	...	...	...	...	...	...	...	...	...
212.—Firework makers and sellers	138	64	74	137	66	71	54	24	30	105	53	52	9	5	4
213.—Sword and scabbard makers and sellers	25	10	15	13	6	7	...	...	...	...	...	...	...	...	...
216.—Cudgel makers and sellers	...	...	...	...	...	...	...	...	...	14	5	9	32	16	16
Total Group 37 ...	164	75	89	544	273	271	54	24	30	119	58	61	41	21	20
Total Order XI ...	6,226	3,123	3,103	9,733	5,330	4,403	5,790	2,966	2,824	2,427	1,097	1,330	1,040	541	499

This content downloaded from 14.194.219.90 on Fri, 09 Feb 2024 06:46:19 +00:00
All use subject to https://about.jstor.org/terms

BHÁGALPUR DIVISION—*continued.*

Occupations.	Bhágalpur.			Monghyr.			Purnea.			Malda.			Santal Parganas.		
	Total.	Male.	Female.	Total.	Male.	Female.	Total.	Male.	Female.	Total.	Male.	Female.	Total.	Male.	Female.
CLASS D—*continued.*															
ORDER XII.—TEXTILE FABRICS AND DRESS.															
Group 38.—Wool and Fur.															
217.—Carpet weavers and sellers	...	...	...	...	...	...	40	22	*18*	...	...	...	...	...	...
218.—Shawl weavers and sellers	11	8	*3*	...	...	...	4	4	...	7	7	...	2	...	2
220.—Blanket weavers and sellers	1,179	595	*584*	1,198	600	*598*	1,263	625	*638*	3	3	...	124	57	*67*
221.—Woolen cloth manufacturers and dealers	...	...	...	...	...	...	...	...	...	19	13	6	...	...	...
Total Group 38 ...	1,190	603	*587*	1,198	600	*598*	1,307	651	*656*	29	23	6	126	57	*69*
Group 39.—Silk.															
226.—Silk-worm rearers and cocoon gatherers	...	...	...	38	17	*21*	...	...	...	31,933	15,343	*16,590*	30	26	*4*
227.—Silk carders and spinners	...	...	...	...	...	...	...	...	...	1,953	960	*993*	35	22	*13*
228.—Silk weavers and dealers	458	249	*209*	...	...	...	...	...	...	2,510	1,259	*1,251*	96	45	*51*
Total Group 39 ...	458	249	*209*	38	17	*21*	...	...	...	36,396	17,562	*18,834*	161	93	*68*
Group 40.—Cotton.															
231.—Cotton cleaners, pressers and ginners	1,705	788	*917*	1,483	729	*754*	190	94	*96*	98	66	*32*	438	245	*193*
231—A.—Raw cotton dealers	175	93	*82*	84	25	*59*	80	49	*31*	57	23	*34*	146	74	*72*
232.—Cotton carpet and rug makers and sellers	...	...	...	23	11	*12*	27	14	*13*	...	...	...	...	...	...
233.—Cotton spinners and yarn beaters, &c.	2,760	216	*2,544*	3,592	207	*3,385*	1,119	147	*972*	803	397	*406*	193	38	*155*
234.—Cotton weavers, mill-owners and managers	14,141	7,218	*6,923*	14,798	6,998	*7,800*	14,172	7,107	*7,065*	9,873	5,067	*4,806*	22,810	11,286	*11,524*
236.—Calenders, fullers and printers ...	5	5	...	172	62	*110*	4	1	3	...	...	...	...	...	...
237.—Cotton dyers	312	141	*171*	579	264	*315*	208	127	*81*	4	2	2	3	2	*1*
238.—Tape makers and sellers	...	...	...	...	...	...	1	...	*1*	...	...	...	...	...	...
Total Group 40 ...	19,098	8,461	*10,637*	20,731	8,296	*12,435*	15,801	7,539	*8,262*	10,835	5,555	*5,280*	23,590	11,645	*11,945*
Group 41.—Jute, Flax, Coir, &c.															
240.—Flax spinners, weavers, and sellers	14	11	3	169	91	*78*	146	28	*118*	...	...	...	...	...	...
241.—Rope makers and sellers	611	209	*302*	322	141	*181*	29	7	*22*	72	20	*52*	152	59	*93*
242.—Jute manufacturers, managers and agents	2	...	2	4	4	...	107	06	*101*	71	55	*16*	7	2	*5*
242—A.—Raw jute dealers	...	...	...	...	...	...	...	...	...	100	83	*17*	...	...	...

This content downloaded from 14.194.219.90 on Fri, 09 Feb 2024 06:46:19 +00:00
All use subject to https://about.jstor.org/terms

makers and sellers	50	54	5	...	...	...	1,032	213	819	328	125	203	7	2	5
244.—Net makers and sellers	37	14	23	331	189	142	269	169	100	10	9	1	22	...	22
Total Group 41 ...	623	288	335	826	425	401	1,678	513	1,165	589	258	331	188	63	125
Group 42.—Dress.															
247.—Tailors and darners	2,657	1,268	1,389	5,457	2,354	3,103	3,318	1,874	1,444	1,916	651	1,265	2,985	1,630	1,135
249.—Outfitters and cloth and quilt dealers	...	...	...	...	...	...	...	...	...	20	4	16	...	...	...
250.—Hosiers and haberdashers	...	...	...	3	3	...	1	...	1	...	...	...	37	...	37
251.—Hat, cap and turban makers and sellers	...	...	...	37	19	18	19	11	8	7	3	4	...	...	...
253.—Umbrella makers and sellers	2	2	...	107	53	54	72	34	38	...	...	...	9	...	9
254.—Embroiderers and lace and muslin makers	...	...	...	30	7	23	...	...	...	40	23	17	2	2	...
257.—Piece-goods dealers	5,211	3,037	2,174	4,926	2,986	1,940	8,015	4,089	3,926	3,130	1,450	1,680	3,065	1,825	1,240
Total Group 42 ...	7,870	4,307	3,563	10,560	5,422	5,138	11,425	6,008	5,417	5,113	2,131	2,982	6,078	3,657	2,421
Total Order XII ...	29,239	13,908	15,331	33,253	14,760	18,593	30,209	14,711	15,498	52,662	25,529	27,433	30,143	15,515	14,628
ORDER XIII.—METALS AND PRECIOUS STONES.															
Group 43.—Gold, Silver, and Precious Stone.															
258.—Gold and silver dealers	53	51	2	174	93	81	831	685	146	63	62	1	381	209	172
259 & 260.—Gold and silver workers and assayers	5,828	2,839	2,989	7,123	3,582	3,541	5,508	2,723	2,785	5,119	2,599	2,520	2,218	1,142	1,076
262.—Goldsmiths' dust washers...	108	59	49	...	...	...	...	...	...	11	6	5	...	...	...
265.—Electro-platers	...	...	...	...	...	...	...	...	...	...	...	...	9	5	4
273.—Pearl and other precious stone dealers	...	...	...	4	3	1	...	...	...	...	...	...	...	...	...
274.—Coral dealers	112	7	5	4	1	3	...	...	...	...	...	...	...	...	...
Total Group 43 ...	6,001	2,956	3,045	7,305	3,679	3,626	6,339	3,408	2,931	5,193	2,667	2,526	2,588	1,356	1,232
Group 44.—Brass, Copper and Bell-Metal.															
276.—Brass workers and sellers	23	16	7	874	691	183	274	266	8	109	42	67	403	194	209
277.—Brass pot makers and sellers	...	...	...	353	184	169	64	59	5	1,318	582	736	494	186	308
279.—Copper workers and sellers	...	...	...	...	...	...	3	...	3	8	3	5	2	2	...
281.—Bell-metal workers and sellers ...	251	127	124	328	193	135	400	217	183	99	54	45	248	205	43
282.—General workers in brass, copper and bell-metal	2,480	1,272	1,208	1,449	815	634	553	260	293	242	160	82	200	72	128
283.—Brass and copper dealers	...	...	...	...	...	...	...	...	...	75	45	30	361	290	71
Total Group 44 ...	2,754	1,415	1,339	3,004	1,883	1,121	1,294	802	492	1,851	886	965	1,708	949	759

This content downloaded from 14.194.219.90 on Fri, 09 Feb 2024 06:46:19 +00:00
All use subject to https://about.jstor.org/terms

Occupations.	Bhágalpur.			Monghyr.			Purnea.			Malda.			Santal Parganas.		
	Total.	Male.	Female.	Total.	Male.	Female.	Total.	Male.	Female.	Total.	Male.	Female.	Total.	Male.	Female.
CLASS D—*continued.*															
***ORDER XIII*—concluded.**															
Group 45.—Tin, Zinc, Mercury and Lead.															
284.—Tin workers and sellers	67	32	*35*	43	24	*19*	277	153	*124*	17	7	*10*	7	2	*5*
286.—Zinc workers and sellers	...	...	...	11	4	*7*	...	...	...	...	...	...	...	...	...
287.—Lead and quicksilver workers and sellers	...	...	...	73	39	*34*	169	82	*87*	17	8	*9*	2	2	...
288.—General workers in tin, lead and zinc ...	...	...	...	...	...	...	...	...	...	62	34	*28*	...	...	...
Total Group 45 ...	67	32	*35*	127	67	*60*	446	235	*211*	96	49	*47*	9	4	*5*
Group 46.—Iron and Steel.															
289.—Iron and steel founders, smelters and sellers	258	142	*116*	137	84	*53*	...	...	...	...	...	...	36	...	*36*
290.—Blacksmiths	3,777	1,930	*1,847*	3,021	1,776	*1,245*	7,006	3,757	*3,249*	3,464	1,761	*1,703*	19,080	9,398	*9,682*
291.—Iron and hardware dealers	413	239	*174*	53	28	*25*	289	135	*154*	9	5	*4*	1,241	648	*593*
Total Group 46 ...	4,448	2,311	*2,137*	3,211	1,888	*1,323*	7,295	3,892	*3,403*	3,473	1,766	*1,707*	20,357	10,046	*10,311*
Total Order XIII ...	13,270	6,714	*6,556*	13,647	7,517	*6,130*	15,374	8,337	*7,037*	10,613	5,368	*5,245*	24,682	12,355	*12,307*
ORDER XIV.—GLASS, POTTERY, AND STONEWARE.															
Group 47.—Glass and Chinaware.															
295.—Glass-blowers, window glass makers, &c.	...	...	...	2	2	...	...	...	...	3	2	*1*	2	2	...
296.—Bottle dealers	...	...	...	10	6	*4*	...	...	...	...	...	...	...	...	...
297.—Glass and Chinaware dealers	8	3	*5*	...	...	...	...	...	...	...	...	...	...	...	...
Total Group 47 ...	8	3	*5*	12	8	*4*	...	...	...	3	2	*1*	2	2	...
Group 48.—Earthen and stoneware.															
298.—Potters and pipe-bowl makers and sellers	10,111	5,021	*5,090*	10,594	5,257	*5,337*	9,080	4,523	*4,557*	3,215	1,648	*1,567*	13,869	6,857	*7,012*
298-A.—Image makers and sellers ...	83	41	*22*	47	20	*27*	...	...	...	119	57	*62*	22	13	*9*
299.—Grind-stone and mill-stone makers and sellers	54	23	*31*	84	40	*24*	82	69	*13*	17	13	*4*	27	27	...
Total Group 48 ...	10,228	5,085	*5,143*	10,705	5,317	*5,388*	9,162	4,592	*4,570*	3,351	1,718	*1,633*	13,918	6,897	*7,021*
Total Order XIV ...	10,236	5,088	*5,148*	10,717	5,325	*5,392*	9,162	4,592	*4,570*	3,354	1,720	*1,634*	13,920	6,899	*7,021*

This content downloaded from 14.194.219.90 on Fri, 09 Feb 2024 06:46:19 +00:00
All use subject to https://about.jstor.org/terms

ORDER XV.—WOOD, CANE, AND LEAVES, &c.															
Group 49.—Timber and Wood.															
302.—Timber and bamboo agents and dealers	2,311	1,016	*1,295*	3,675	1,698	*2,189*	1,072	675	*597*	914	371	*543*	2,287	989	*1,978*
303.—Wood cutters and sawyers	320	193	*127*	476	261	*215*	1,877	995	*882*	521	297	*224*	43	21	*22*
304.— Carpenters	6,184	3,272	*2,912*	4,168	2,072	*2,096*	3,942	1,804	*2,138*	5,173	2,567	*2,606*	4,225	2,438	*1,787*
305.—Coopers and box makers	5	5	...	1	1	...	...	...	...	...	...	...	...	...	...
Total Group 49 ...	8,820	4,486	*4,334*	8,520	4,027	*4,493*	6,891	3,274	*3,617*	6,608	3,235	*3,373*	6,535	3,448	*3,087*
Group 50.—Cane work, matting and leaves, &c.															
306.—Bamboo and rattan splitters, &c. ...	741	394	*347*	1,655	762	*893*	2,788	1,193	*1,595*	709	236	*473*	11,658	5,248	*6,410*
307.—Basket weavers, and winnowing pan makers and sellers	6,609	3,082	*3,527*	4,327	1,925	*2,402*	7,032	3,345	*3,687*	1,864	1,063	*801*	603	269	*334*
308.—Mat makers and sellers	394	155	*239*	492	181	*311*	2,497	831	*1,666*	1,453	645	*808*	198	57	*141*
309.—Screen (chik) makers and sellers ...	...	...	...	...	...	...	10	4	6	...	...	...	...	...	...
310.—Leaf-plate makers and sellers ...	417	203	*214*	234	33	*202*	...	...	...	57	22	*35*	113	16	*97*
312.—Leaf-fan makers and sellers	75	36	*39*	61	31	*30*	...	...	...	11	...	*11*	6	...	*6*
313.—Brush and comb makers and sellers	46	25	*21*	5	...	*5*	...	...	...	36	20	*16*	381	175	*186*
314.—Broom makers and sellers	3	...	*3*	...	...	...	2	...	*2*	...	...	...	2	2	...
315.—Pith and bark collectors, workers and sellers	261	156	*105*	...	...	...	...	...	...	235	131	*104*	26	21	*5*
Total Group 50 ...	8,546	4,051	*4,495*	6,774	2,931	*3,843*	12,329	5,373	*6,956*	4,365	2,117	*2,248*	12,967	5,788	*7,179*
Total Order XV ...	17,366	8,537	*8,829*	15,294	6,958	*8,336*	19,220	8,647	*10,573*	10,973	5,352	*5,621*	19,502	9,236	*10,266*
ORDER XVI.—DRUGS, GUMS, DYES, &c.															
Group 51.—Gums, wax, and similar forest produce.															
319.—Catechu preparers and sellers	96	43	*53*	...	...	...	...	...	...	...	...	...	28	17	*11*
320.—Lac collectors and sellers	10	4	*6*	...	...	...	...	...	...	92	40	*52*	169	83	*86*
323.—Wax, honey and forest produce collectors and sellers	...	...	...	...	...	...	100	54	*46*	183	41	*42*	25	2	*23*
Total Group 51 ...	106	47	*59*	...	...	...	100	54	*46*	175	81	*94*	222	102	*120*
Group 52.—Drugs, dyes, pigments, &c.															
324.—Chemists and druggists	161	96	*65*	58	30	*28*	178	121	*57*	14	6	*8*	19	14	*5*
326.—Saltpetre workers and sellers ...	247	111	*136*	2,387	1,144	*1,243*	45	24	*21*	...	...	...	...	...	...
328.—Soap makers and sellers	...	...	...	18	14	*4*	...	...	...	...	...	...	...	...	...
330.—Indigo dealers	7	2	*5*	184	103	*81*	73	54	*19*	16	5	*11*	...	...	...
336.—Kanku (red powder) preparers and sellers	393	199	*194*	800	345	*455*	82	60	*22*	63	24	*39*	10	5	*5*
337.—Perfume preparers and sellers ...	55	30	*25*	14	8	*6*	56	28	*28*	43	21	*22*	2	...	*2*
Total Group 52 ...	863	438	*425*	3,461	1,644	*1,817*	434	287	*147*	136	56	*80*	31	19	*12*
Total Order XVI ...	969	485	*484*	3,461	1,644	*1,817*	534	341	*193*	311	137	*174*	253	121	*132*

This content downloaded from 14.194.219.90 on Fri, 09 Feb 2024 06:46:19 +00:00
All use subject to https://about.jstor.org/terms

Occupations.	Bhágalpur.			Monghyr.			Purnea.			Malda.			Santal Parganas.		
	Total.	Male.	Female.	Total.	Male.	Female.	Total.	Male.	Female.	Total.	Male.	Female.	Total.	Male.	Female.
CLASS D.—*concluded.*															
ORDER XVII.—LEATHER, HORNS BONES AND GREASE.															
Group 53.—Leather, &c.															
338.—Tanners, curriers and hide sellers ...	...	...	...	367	177	*190*	1,293	649	*644*	89	49	*40*	824	423	*402*
339.—Shoe, sandals and boot makers and sellers	6,572	3,398	*3,174*	8,471	4,039	*4,432*	8,526	4,737	*3,789*	5,510	2,744	*2,766*	6,792	3,286	*3,506*
342.—Hide, horns and bone dealers ...	4,354	2,272	*2,082*	4,679	2,347	*2,332*	4,904	2,583	*2,321*	341	155	*186*	722	398	*324*
Total Group 53 & Order XVII ...	10,926	5,670	*5,256*	13,517	6,563	*6,954*	14,723	7,969	*6,754*	5,940	2,948	*2,992*	8,338	4,106	*4,232*
TOTAL CLASS D ...	1,62,017	79,672	82,345	184,314	88,750	95,564	210,053	102,877	107,176	148,314	71,435	76,879	144,213	69,468	74,745
CLASS E.—COMMERCE, TRANSPORT, STORAGE.															
ORDER XVIII.—COMMERCE.															
Group 54.—Dealers in money and securities.															
347.—Money-lenders and pawn-brokers ...	...	...	...	26	23	*3*	370	186	*184*	3,502	1,768	*1,734*	27	19	*8*
350.—Money changers and testers	286	152	*134*	165	87	*78*	450	236	*214*	249	119	*130*	...	...	...
Total Group 54 ...	286	152	*134*	191	110	*81*	820	422	*398*	3,751	1,887	*1,864*	27	19	*8*
Group 55.—General merchandise.															
352.—General merchants	3,970	1,931	*2,039*	13,384	6,602	*6,782*	5,893	2,927	*2,966*	1,638	859	*779*	7,476	3,675	*3,801*
353.—Merchants' managers, clerks, &c. ...	795	550	*245*	...	...	...	155	71	*84*	1,419	753	*667*	29	29	...
Total Group 55 ...	4,765	2,481	*2,284*	13,384	6,602	*6,782*	6,048	2,998	*3,050*	3,057	1,611	*1,446*	7,505	3,704	*3,801*
Group 56.—Dealing unspecified.															
354.—Shop-keepers' clerks, salesmen, &c.	...	...	...	...	...	...	...	...	...	192	73	*119*	...	...	...
355.—Shopkeepers and money-lenders' servants	129	91	*38*	...	...	...	472	343	*129*	1,208	692	*516*	25	13	*12*
356.—Shop-keepers, otherwise unspecified	6,650	3,071	*3,579*	39,380	18,979	*20,401*	12,531	5,942	*6,589*	1,555	723	*832*	23,736	11,738	*11,998*
357.—Pedlars hawkers, &c.	4,465	2,254	*2,211*	1,767	903	*864*	2,282	1,165	*1,117*	251	152	*99*	896	534	*362*
Total Group 56 ...	11,244	5,416	*5,828*	41,147	19,882	*21,265*	15,285	7,450	*7,835*	3,206	1,640	*1,566*	24,657	12,285	*12,372*

This content downloaded from 14.194.219.90 on Fri, 09 Feb 2024 06:46:19 +00:00
All use subject to https://about.jstor.org/terms

Group 57.—Middlemen, &c. (a).—Brokers, &c.																
358.—Brokers, agents, dubash	255	159	96	261	159	102	78	37	41	144	74	70	38	18	20	
Total Group 57 (a) ...	255	159	96	261	159	102	78	37	41	144	74	70	38	18	20	
(b).—Contractors and farmers.																
360.—Farmers of tolls and ferries	56	38	18	66	43	23	188	95	93	70	36	34	...	...	...	
360-A.—Lessees of pounds	...	...	...	...	...	...	...	...	...	43	34	9	6	6	...	
362.—Lessees and superintendents of markets, stalls, &c.	...	...	...	...	...	...	4	...	4	18	12	6	...	...	...	
363.—Contractors, otherwise unspecified ...	63	36	27	...	...	...	902	630	272	120	110	10	...	...	...	
364.—Contractors for labour, emigration agents, &c.	1	1	...	6	6	...	515	515	...	3	...	3	25	...	25	
Total Group 57 (b) ...	120	75	45	72	49	23	1,609	1,240	369	254	192	62	31	6	25	
Total Group 57 ...	375	234	141	333	208	125	1,687	1,277	410	398	266	132	69	24	45	
Total Order XVIII ...	16,670	8,283	8,387	55,055	26,802	28,253	23,840	12,147	11,693	10,412	5,404	5,008	32,258	16,032	16,226	
ORDER XIX.—TRANSPORT, STORAGE.																
Group 58.—Railway. (a).—Administration.																
368.—Auditors, accountants, &c.	...	...	...	4	4	...	...	...	...	...	...	...	...	...	...	
369.—Engineers	3	2	1	11	4	7	3	1	2	...	...	...	7	4	3	
370.—Clerical staff in Railway establishment	16	8	8	44	26	18	22	12	10	...	...	...	18	12	6	
Total Group 58 (a) ...	19	10	9	59	34	25	25	13	12	...	...	...	25	16	9	
(b).—Working staff.																
371.—Station-masters, inspectors, &c. ...	59	28	31	12	6	6	9	...	9	...	...	...	2	2	...	
372.—Guards, drivers, firemen, &c.	71	45	26	60	35	25	45	22	23	...	...	...	155	77	78	
373.—Pointsmen, shunters, porters ...	261	173	88	671	337	334	555	344	211	8	6	2	452	208	244	
Total Group 58 (b)	391	246	145	743	378	365	609	366	243	8	6	2	609	287	322	
Total Group 58 ...	410	256	154	802	412	390	634	379	255	8	6	2	634	303	331	
Group 59.—Road. (a).—Cart, carriage, and tramway owners and drivers, &c.																
375.—Cart owners and drivers, &c.	5,736	3,298	2,438	5,138	2,900	2,238	6,321	3,806	2,515	1,058	608	450	606	341	265	
378.—Palki owners, bearers, &c.	1,727	961	766	3,350	1,866	1,484	2,489	1,340	1,149	744	457	287	527	287	240	
Total Group 59 (a) ...	7,463	4,259	3,204	8,488	4,766	3,722	8,810	5,146	3,664	1,802	1,065	737	1,133	628	505	

This content downloaded from 14.194.219.90 on Fri, 09 Feb 2024 06:46:19 +00:00
All use subject to https://about.jstor.org/terms

BHÁGLPUR DIVISION—*continued.*

Occupations.	Bhágalpur.			Monghyr.			Purnea.			Malda.			Santal Parganas.		
	Total.	Male.	Female.	Total.	Male.	Female.	Total.	Male.	Female.	Total.	Male.	Female.	Total.	Male.	Female.
CLASS E.—*concluded.*															
ORDER XIX—concluded.															
Group 59—*concluded.*															
(*b*).—Carriers by pack animals															
379.—*Pack bullock owners and drivers, &c.*	2,040	1,420	620	3,567	2,164	1,403	1,716	1,102	614	49	31	18	8	8	...
380.—*Pack camel, elephant, &c. owners, drivers, &c.*	76	43	33	117	52	65	578	367	211	...	...	...	2	2	...
Total Group 59 (b) ...	2,116	1,463	653	3,684	2,216	1,468	2,294	1,469	825	49	31	18	10	10	...
Total Group 59 ...	9,579	5,723	3,857	12,472	6,982	5,190	11,104	6,615	4,489	1,851	1,096	755	1,143	638	505
Group 60.—Water.															
(*a*).—Owners, &c., of vessels.															
381.—*Ship owners, Companies and Agents*	...	...	...	...	...	...	...	...	...	...	...	...	3	...	3
383.—*Boat and barge owners, &c.*	73	49	24	171	160	11	138	132	6	95	56	39	53	53	...
Total Group 60 (a) ...	73	49	24	171	160	11	138	132	6	95	56	39	56	53	3
(*b*).—Working staff of vessels.															
384.—*Ships' Officers, Engineers, Sailors, &c.*	2	2	...	...	...	...	...	...	...	18	1	17	5	...	5
385.—*Boat and barge men*	2,680	2,128	552	7,108	3,755	3,351	5,589	4,102	1,487	4,813	3,815	998	550	441	109
Total Group 60 (b) ...	2,682	2,130	552	7,108	3,755	3,351	5,589	4,102	1,487	4,831	3,816	1,015	555	441	114
Total Group 60 ...	2,755	2,179	576	7,277	3,915	3,362	5,727	4,234	1,493	4,926	3,872	1,054	611	494	117
Group 61.—Messages.															
(*a*).—Post, &c.															
390.—*Postal Directors, Post-masters and clerks*	89	51	38	8	4	4	103	74	29	58	38	20	12	10	2
391.—*Postal messengers, runners, &c.* ...	321	182	139	44	38	6	307	185	122	187	118	69	239	132	107
392.—*Messengers (unspecified)*	5,294	2,662	2,632	714	350	364	1,433	717	716	289	171	118	45	36	9
Total Group 61 (a) ...	5,704	2,895	2,809	766	392	374	1,843	976	867	534	327	207	296	178	118

This content downloaded from 14.194.219.90 on Fri, 09 Feb 2024 06:46:19 +00:00
All use subject to https://about.jstor.org/terms

(b).—Telegraph and Telephone.																
394.—Signallers and messengers	11	6	5	...	...	...	...	...	...	1	1	...	...	...	...	
Total Group 61 ...	5,715	2,901	2,814	768	392	374	1,843	976	867	535	328	207	298	176	118	
Group 62.—Storage and weighing.																
396.—Warehouse owners, keepers, &c. ...	...	...	...	...	...	...	...	...	...	9	9	...	...	...	...	
397.—Warehouse service	9	9	...	...	...	...	...	...	...	2	2	...	...	...	...	
398.—Porters (general)	...	...	...	6	6	...	484	234	230	192	140	52	3	3	...	
399.—Weighmen and measurers	453	240	213	678	308	370	422	191	231	228	125	103	46	25	21	
Total Group 62 ...	462	249	213	684	314	370	888	425	461	431	276	155	49	28	21	
Total Order XIX ...	18,921	11,307	7,614	21,701	12,015	9,686	20,194	12,629	7,565	7,751	5,578	2,173	2,733	1,641	1,092	
TOTAL CLASS E ...	35,591	19,590	16,001	76,756	38,817	37,939	44,034	24,776	19,258	18,163	10,982	7,181	34,991	17,673	17,318	
CLASS F.—PROFESSIONS.																
ORDER XX.—LEARNED AND ARTISTIC PROFESSIONS.																
Group 63.—Religion.																
(*a*).—Priests, Ministers, etc.																
401.—Priests, ministers, preachers and missionaries	4,847	2,170	2,677	14,099	6,459	7,640	2,304	1,386	918	2,412	1,171	1,241	3,277	1,811	1,466	
402.—Catechists, readers, sandna mission service	...	...	...	...	...	...	...	...	...	4	4	...	19	14	5	
Total Group 63(a) ...	4,847	2,170	2,677	14,099	6,459	7,640	2,304	1,386	918	2,416	1,175	1,241	3,296	1,825	1,471	
(*b*).—Subsidiary religious services.																
404.—Religious mendicants, inmates of monasteries, convents, etc.	19	18	1	561	293	268	10	...	10	3	3	...	20	16	4	
405.—Church, temple, masjid, etc., service	14	9	5	85	51	34	1	...	1	98	67	31	2,964	1,910	1,054	
405—A.—Circumcisors	...	...	...	21	15	6	124	63	61	60	28	32	...	...	...	
Total Group 63(b) ...	33	27	6	667	359	308	135	63	72	161	98	63	2,984	1,926	1,058	
Total Group 63 ...	4,880	2,197	2,683	14,766	6,818	7,948	2,439	1,449	990	2,577	1,273	1,304	6,280	3,751	2,529	
Group 64.—Education.																
406.—Administrative and Inspecting staff	8	4	4	8	4	4	11	5	6	6	3	3	1	1	...	
407.—Principals, Professors, teachers, etc.	2,559	1,319	1,240	975	509	466	1,927	962	965	876	457	419	419	271	148	
408.—Clerks, etc., on establishments of Educational Institutions	...	...	...	...	...	...	...	...	...	16	9	7	...	...	...	
Total Group 64 ...	2,565	1,323	1,249	983	513	470	1,938	967	971	898	469	429	420	272	148	

This content downloaded from 14.194.219.90 on Fri, 09 Feb 2024 06:46:19 +00:00
All use subject to https://about.jstor.org/terms

Occupations.	Bhágalpur.			Monghyr.			Purnea.			Malda.			Santal Parganas.		
	Total.	Male.	Female.	Total.	Male.	Female.	Total.	Male.	Female.	Total.	Male.	Female.	Total.	Male.	Female.
CLASS F.—*continued.*															
***ORDER XX*—concluded.**															
Group 65.—Literature.															
411.—Private Secretaries and clerks	2,745	1,465	*1,280*	219	148	*71*	1,270	669	*601*	41	30	*11*	15	6	*9*
412.—Public scribes and copyists	...	...	...	53	21	*32*	...	...	...	5	2	*3*	...	...	...
Total Group 65 ...	2,745	1,465	*1,280*	272	169	*103*	1,270	669	*601*	46	32	*14*	15	6	*9*
Group 66.—Law.															
414.—Barristers, Advocates and pleaders	438	232	*206*	213	120	*93*	130	78	*52*	140	77	*63*	15	15	...
416.—Law-agents, Muktars, &c.	729	440	*289*	503	231	*272*	698	411	*287*	132	82	*50*	98	45	*51*
417.—Articled clerks and other lawyers' clerks	52	40	*12*	18	9	*7*	11	4	*7*	172	94	*78*	...	...	...
418.—Stamp-vendors	38	31	*7*	80	43	*37*	36	20	*16*	20	10	*10*	68	39	*29*
419.—Petition-writers	2	2	...	...	...	...	...	...	...	8	3	*5*	31	19	*12*
Total Group 66 ...	1,259	745	*514*	812	403	*409*	875	513	*362*	472	266	*206*	210	118	*92*
Group 67.—Medicine.															
(*a*).—Practitioners.															
421.—Practitioners by diploma	14	6	*8*	16	8	*8*	39	21	*18*	18	12	*6*	5	3	*2*
422.—Practitioners without diploma ...	813	482	*331*	1,642	890	*752*	801	461	*340*	1,427	735	*692*	437	256	*181*
425.—Vaccination	76	64	*12*	121	69	*52*	25	14	*11*	85	45	*40*	20	11	*9*
426.—Midwives	801	275	*526*	877	332	*545*	383	144	*239*	702	239	*463*	246	69	*177*
Total Group 67(a) ...	1,704	827	*877*	2,656	1,299	*1,357*	1,248	640	*608*	2,232	1,031	*1,201*	708	339	*369*
(*b*)—Subsidiary Medical Services.															
428.—Compounders, nurses, &c.	14	7	*7*	...	...	...	...	...	...	9	6	*3*	...	...	...
Total Group 67(b) ...	14	7	*7*	...	...	...	...	...	...	9	6	*3*	...	...	...
Total Group 67 ...	1,718	834	*884*	2,656	1,299	*1,357*	1,248	640	*608*	2,241	1,037	*1,204*	708	339	369
Group 68.—Engineering and Surveying.															
(*a*)—Engineers, Architects and Surveyors.															
429.—Administrative and Inspecting staff	...	...	...	...	...	...	...	...	...	...	...	...	6	2	4

This content downloaded from 14.194.219.90 on Fri, 09 Feb 2024 06:46:19 +00:00
All use subject to https://about.jstor.org/terms

430.—Civil Engineers and Architects ...	...	...	...	...	...	...	...	...	...	7	5	4	...	...	...
431.—Topographical, Archæological and Revenue Surveyors	...	...	...	...	...	...	...	...	...	4	3	2	...	...	...
Total Group 68(a) ...	...	...	...	...	...	...	...	...	...	11	5	6	5	1	4
(b).—Subsidiary Staff, &c.															
432.—Draughtsmen and operators in Survey offices	224	144	80	65	36	29	56	44	12	37	25	12	2	2	...
Total Group 68(b) ...	224	144	80	65	36	29	56	44	12	37	25	12	2	2	...
Total Group 68 ...	224	144	80	65	36	29	56	44	12	48	30	18	7	3	4
Group 69.—Other sciences.															
(b).—Minor Sciences.															
437.—Astrologers, Genealogists and Horoscope casters, &c.	...	...	...	...	...	...	...	...	...	20	9	11	...	...	...
Total Group 69(b) ...	...	...	...	...	...	...	...	...	...	20	9	11	...	...	...
Total Group 69 ...	...	...	...	...	...	...	...	...	...	20	9	11	...	...	...
Group 70.—Pictorial Art and Sculpture.															
440.—Painters, Superintendents of Schools of Art	...	...	...	53	29	24	6	3	3	9	5	4	29	15	14
Total Group 70 ...	...	...	...	53	29	24	6	3	3	9	5	4	29	15	14
Group 71.—Music, Dancing and Acting.															
444.—Band masters and players	528	300	228	987	544	423	713	412	301	1,674	923	751	3,510	1,733	1,778
446.—Actors, singers and dancers, &c. ...	884	545	339	833	429	404	1,208	792	416	224	132	92	237	99	138
Total Group 71 ...	1,412	845	567	1,800	973	827	1,921	1,204	717	1,898	1,055	843	3,747	1,831	1,916
Total Order XX ...	14,803	7,553	7,250	21,407	10,240	11,167	8,753	5,489	4,264	8,209	4,176	4,033	11,416	6,335	5,081
ORDER XXI.—SPORT AND AMUSEMENTS.															
Group 72.—Sport.															
448.—Shikaris, falconers, &c.	195	120	75	303	180	123	162	105	57	169	95	74	14	7	7
Total Group 72 ...	195	120	75	303	180	123	162	105	57	169	95	74	14	7	7

This content downloaded from 14.194.219.90 on Fri, 09 Feb 2024 06:46:19 +00:00
All use subject to https://about.jstor.org/terms

Occupations.	Bhágalpur.			Monghyr.			Purnea.			Malda.			Santal Parganas.		
	Total.	Male.	Female.	Total.	Male.	Female.	Total.	Male.	Female.	Total.	Male.	Female.	Total.	Male.	Female.
CLASS F.—*concluded.*															
***ORDER XXI*—concluded.**															
Group 73.—Exhibition and games.															
(*a*).—Catching, training and exhibiting animals.															
450.—Exhibitors of trained animals	46	20	26	...	...	...	15	8	7	5	3	2	57	29	28
Total Group 73(a) ...	46	20	26	...	...	...	15	8	7	5	3	2	57	29	28
(*b*).—Conjuring, Fortune-telling and other exhibitions.															
453.—Buffoons	5	3	2	3	3	...	...	...	...	...	...	...	3	2	1
454.—Story and ballad reciters	13	6	7	...	...	...	25	11	14	1	1	...	12	7	5
455.—Exhibitors of puppets	72	42	30	12	7	5	64	35	29	...	...	...	...	...	...
456.—Conjurors and fortune-tellers	...	...	...	43	43	...	37	24	13	11	8	3	15	3	12
Total Group 73(b) ...	90	51	39	58	53	5	126	70	56	12	9	3	30	12	18
(*c*).—Acrobatics and Athletics.															
457.—Tumblers, acrobats, &c.	103	63	40	189	107	82	203	136	67	14	5	9	5	1	4
Total Group 73(c) ...	103	63	40	189	107	82	203	136	67	14	5	9	5	1	4
Total Group 73 ...	239	134	105	247	160	87	344	214	130	31	17	14	92	42	50
Total Order XXI ...	434	254	180	550	340	210	506	319	187	200	112	88	106	49	57
TOTAL CLASS F ...	15,237	7,807	7,430	21,957	10,580	11,377	10,259	5,808	4,451	8,409	4,288	4,121	11,522	6,384	5,138
CLASS G.—INDEFINITE AND INDEPENDENT.															
ORDER XXIII.—INDEFINITE.															
Group 74.—Unskilled labour.															
(*a*).—Special Branches.															
461.—Well sinkers	...	...	...	...	...	...	...	...	...	1	1	...	...	...	...
462.—Tank diggers and excavators	580	272	308	1,683	840	834	1,611	821	790	527	291	236	28	5	23
463.—Road, canal and railway labourers ...	34	27	7	1,342	637	705	167	100	67	54	42	12	1	...	1

This content downloaded from 14.194.219.90 on Fri, 09 Feb 2024 06:46:19 +00:00
All use subject to https://about.jstor.org/terms

465.—Road, canal and railway labourers ...	54	27	7	1,342	637	705	167	100	67	54	43	6	1	...	1
466.—Rice-pounders and huskers	4,746	709	4,037	3,929	994	2,935	5,293	550	4,743	12,480	2,034	10,446	711	65	646
Total Group 74(a) ...	5,360	1,008	4,352	6,954	2,480	4,474	7,091	1,471	5,620	13,062	2,374	10,688	740	70	670
(b).—General.															
467.—General labour	403,963	177,621	226,342	429,030	184,242	244,788	397,289	184,198	213,091	55,463	25,326	30,137	232,843	107,245	125,598
Total Group 74(b) ...	403,963	177,621	226,342	429,030	184,242	244,788	397,289	184,198	213,091	55,463	25,326	30,137	232,843	107,245	125,598
Total Group 74 ...	409,323	178,629	230,694	435,984	186,722	249,262	404,380	185,669	218,711	68,525	27,700	40,825	233,583	107,315	126,268
Group 75.—Undefined, &c.															
468—A.—Indefinite and unspecified ...	58	51	7	1,168	207	961	1,437	1,045	392	178	55	123	20	5	25
468—B.—Disreputable means of livelihood	668	129	539	1,504	140	1,364	1,046	107	939	497	64	433	362	81	281
Total Group 75 ...	726	180	546	2,672	347	2,325	2,483	1,152	1,331	675	119	556	382	86	306
Total Order XXIII ..	410,049	178,809	231,240	438,656	187,069	251,587	406,863	186,821	220,042	69,200	27,819	41,381	233,975	107,401	126,574
ORDER XXIV.—INDEPENDENT OF WORK.															
Group 76.—Property and Alms.															
(a).—Property and allowances.															
469.—House-rent, shares, &c.	103	26	77	229	112	117	...	...	...	18	7	11	7	4	3
470.—Allowances from patrons or relatives	116	110	6	183	80	83	15	...	15	1	...	1	217	89	128
Total Group 76(a) ...	219	136	83	392	192	200	15	...	15	19	7	12	224	93	131
(b).—Charity and endowment.															
471.—Educational or other endowments ...	1	...	1	...	...	...	...	...	...	...	...	...	...	...	...
472.—Mendicancy	8,896	5,040	3,856	11,321	5,976	5,345	10,644	5,874	4,770	7,048	3,209	3,839	6,890	3,202	3,688
Total Group 76(b) ...	8,897	5,040	3,857	11,321	5,976	5,345	10,644	5,874	4,770	7,048	3,209	3,839	6,890	3,202	3,688
Total Group 76 ...	9,116	5,176	3,940	11,713	6,168	5,545	10,659	5,874	4,785	7,067	3,216	3,851	7,114	3,295	3,819
Group 77.—Supported at the Public charge.															
(a).—Pension.															
473.—Pension, Civil Service...	...	...	...	...	...	...	...	...	...	21	13	8	52	20	19
474.—Pension, Military Service	56	15	41	13	...	13	5	...	5	1	...	1	...	...	...
474—A.—Pension (unspecified)	3	3	...	61	49	12	...	...	...	28	7	21	...	...	...
Total Group 77(a) ...	59	18	41	74	49	25	5	...	5	50	20	30	52	20	19

This content downloaded from 14.194.219.90 on Fri, 09 Feb 2024 06:46:19 +00:00
All use subject to https://about.jstor.org/terms

BHÁGALPUR DIVISION—*concluded.*

Occupations.	Bhágalpur.			Monghyr.			Purnea.			Malda.			Santal Parganas.		
	Total.	Male.	Female.	Total.	Male.	Female.	Total.	Male.	Female.	Total.	Male.	Female.	Total.	Male.	Female.
CLASS G—*concluded.*															
ORDER XXIV—concluded.															
Group 77—*concluded.*															
(*b*).—Prisoners.															
476.—Prisoners, under trial	18	17	*1*	57	52	*5*	9	9	...	22	22	...	...	...	...
477.—Prisoners, for debt	...	...	...	7	7	...	...	...	...	4	4	...	...	...	...
478.—Prisoners, convicted or in Reformatories, &c.	1,075	1,038	*37*	252	244	*8*	89	85	*4*	31	31	...	...	...	...
Total Group 77(b) ...	1,093	1,055	*38*	316	303	*13*	98	94	*4*	57	57	...	...	...	...
Total Group 77 ...	1,152	1,073	*79*	390	352	*38*	103	94	*9*	107	77	*30*	32	20	*12*
Total Order XXIV ...	10,268	6,249	*4,019*	12,103	6,520	*5,583*	10,762	5,968	*4,794*	7,174	3,293	*3,881*	7,148	3,315	*3,831*
TOTAL CLASS G ...	420,317	185,058	235,259	450,759	193,589	257,170	417,625	192,789	224,836	76,374	31,112	45,262	241,121	110,716	130,405

This content downloaded from 14.194.219.90 on Fri, 09 Feb 2024 06:46:19 +00:00
All use subject to https://about.jstor.org/terms

Occupations.	Cuttack.			Puri.			Balasor.			Angul, including Kandh Mahals.		
	Total.	Male.	Female.	Total.	Male.	Female.	Total.	Male.	Female.	Total.	Male.	Female.
CLASS A.—GOVERNMENT.												
ORDER I.—ADMINISTRATION.												
Group 1.—Service of the Imperial and Provincial Governments.												
2.—*Officers*	136	69	67	33	12	21	43	26	17	...	...	...
3.—*Office Superintendents and clerical establishments, &c.*	2,353	1,279	1,074	956	554	402	1,188	684	504	45	21	24
4.—*Messengers, constables, &c.*	8,751	4,196	4,555	2,253	1,264	989	5,335	3,045	2,290	306	204	102
Total Group 1 ...	11,240	5,544	5,696	3,242	1,830	1,412	6,566	3,755	2,811	351	225	126
Group 2.—Service of Local and Municipal Bodies.												
5.—*Inspecting and supervising officials*	.....	.....	.....	16	9	7	9	4	5	...	...	...
6.—*Clerical establishments*	24	21	3	40	27	13	137	69	68	1	1	...
7.—*Menials*	137	70	67	472	262	210	78	49	29	...	...	...
Total Group 2 ...	161	91	70	528	298	230	224	122	102	1	1	...
Group. 3—Village Service.												
8.—*Headmen*	...	...	...	...	...	...	4	2	2	...	...	...
9.—*Accountants*	389	241	148	1,061	496	565	4	...	4	...	...	...
11.—*Watchmen*	21,724	11,274	10,450	7,224	3,742	3,482	2,896	1,319	1,577	648	399	250
Total Group 3 ...	22,113	11,515	10,598	8,285	4,238	4,047	2,904	1,321	1,583	649	399	250
Total Order I ...	33,514	17,150	16,364	12,055	6,366	5,689	9,694	5,198	4,496	1,001	625	376
ORDER II.—DEFENCE.												
Group 4.—Army.												
12 & 13.—*Officers, non-commissioned officers, and privates*	1,027	733	294	32	24	8	...	...	...	8	8	...
Total Group 4 and Order II ...	1,027	733	294	32	24	8	...	...	...	8	8	...
TOTAL CLASS A ...	34,541	17,883	16,658	12,087	6,390	5,697	9,694	5,198	4,496	1,009	633	376

This content downloaded from 14.194.219.90 on Fri, 09 Feb 2024 06:46:19 +00:00
All use subject to https://about.jstor.org/terms

ORISSA DIVISION—*continued.*

Occupations.	Cuttack.			Puri.			Balasor.			Angul, including Kandh Mahals.		
	Total.	Male.	Female.	Total.	Male.	Female.	Total.	Male.	Female.	Total.	Male.	Female.
CLASS B.—PASTURE AND AGRICULTURE.												
ORDER IV.—LIVE-STOCK.												
Group 8.—Stock breeding and dealing.												
Sub-group (*a*).—Horses and horned cattle.												
24.—Horse breeders and dealers	2	...	2	2	2	...	2	2	...	...	...	...
25.—Cattle breeders and dealers	21,211	14,198	*7,013*	4,048	2,565	*1,483*	1,383	630	*753*	1,846	1,472	*374*
26.—Herdsmen	3,089	1,579	*1,510*	7,679	4,720	*2,959*	3,512	2,207	*1,305*	1,673	914	*759*
27.—Buffalo breeders and dealers	3,019	1,843	*1,176*	2,676	1,568	*1,108*	263	170	*93*	253	71	*182*
Total Sub-Group (a) ...	27,321	17,620	*9,701*	14,403	8,853	*5,550*	5,160	3,009	*2,151*	3,772	2,457	*1,315*
Sub-group (*b*).—Other draught animals.												
28.—Elephant catchers	...	...	...	...	...	...	4	4	...	...	...	...
Sub-group (*c*).—Small Stock.												
31.—Sheep and goat breeders and dealers	872	630	*199*	319	210	*109*	110	66	*44*	124	74	*50*
32.—Pig breeders and dealers	675	398	*277*	411	210	*201*	232	112	*120*	...	...	...
Total Sub-group (c) ...	1,547	1,078	*469*	730	420	*310*	342	178	*164*	124	74	*50*
Total Group 8 ...	28,868	18,698	*10,170*	15,133	9,273	*5,860*	5,506	3,191	*2,315*	3,896	2,531	*1,365*
Group 9.—Subsidiary services to stock.												
33.—Veterinary Surgeons and cattle doctors	...	...	...	...	...	...	8	7	*1*	...	...	...
34.—Farriers and gelders	54	28	*26*	2	2	...	30	16	*14*	...	...	...
35.—Horse and elephant trainers, &c. ...	172	106	*66*	57	31	*26*	8	4	*4*	...	...	...
Total Group 9 ...	226	134	*99*	59	33	*26*	48	27	*19*	...	...	...
Total Order IV ...	29,094	18,832	*10,269*	15,192	9,306	*5,886*	5,552	3,218	*2,334*	3,896	2,531	*1,365*

This content downloaded from 14.194.219.90 on Fri, 09 Feb 2024 06:46:19 +00:00
All use subject to https://about.jstor.org/terms

ORDER V.—AGRICULTURE.

Group 10.—Interest in land.												
37.—Land occupants, not cultivating ...	75,582	37,469	*38,113*	17,577	9,738	*7,839*	46,606	23,057	*23,549*	14	7	*7*
38.—Land occupants, cultivating	44,081	21,989	*22,092*	2,664	1,325	*1,339*	13,987	6,072	*7,915*	125	72	*53*
39.—Lessees of villages	299	146	*153*	7	2	*5*	17	8	*9*	...	...	...
40.—Tenants, not cultivating	10,521	4,916	*5,605*	51,054	23,797	*27,257*	91,017	41,502	*49,515*	248	130	*118*
41.—Tenants and sharers, cultivating ...	853,240	417,865	*435,375*	409,080	203,787	*205,293*	595,788	291,511	*304,275*	106,949	53,864	*53,085*
Total Group 10 ...	983,723	482,385	*501,338*	480,382	238,649	*241,733*	747,413	362,150	*385,263*	107,336	54,073	*53,263*
Group 11.—Agricultural labourers.												
43.—Field labourers and crop-watchers ...	3,784	2,218	*1,566*	12 940	8,298	*4,642*	584	465	*119*	1,498	178	*1,320*
Total Group 11 ...	3,784	2,218	*1,566*	12,940	8,298	*4,642*	584	465	*119*	1,498	178	*1,320*
Group 12.—Growers of special products and trees.												
45.—Cocoanut growers	362	210	*152*	1,479	763	*716*	67	42	*25*	...	...	...
46.—Betel-vine and areca-nut growers ...	867	430	*437*	1,765	852	*913*	1,936	1,003	*933*	...	...	...
49.—Indigo planters and cultivators ...	12	3	*9*	...	...	...	...	...	...	...	...	...
50.—Fruit growers	338	75	*263*	222	70	*152*	62	19	*43*	33	...	*33*
51.—Market gardeners (vegetable growers)	3,264	2,114	*1,150*	1 539	610	*929*	834	203	*632*	...	...	...
52.—Gardeners, seedsmen, &c.	3,770	1,705	*2,065*	307	204	*103*	312	200	*112*	6	1	*5*
53.—Manure preparers and sellers	...	...	...	4	1	*3*	...	...	...	...	...	...
54.—Forest Officers	16	10	*6*	19	6	*13*	...	...	...	6	1	*5*
55.—Forest rangers, guards, peons	...	...	...	111	64	*47*	...	...	...	...	...	...
Total Group 12 ...	8,629	4,547	*4,082*	5,446	2,570	*2,876*	3,211	1,466	*1,745*	45	2	*43*
Group 13.—Agricultural training and supervision.												
58.—Agents and Managers of landed Estates	6,040	2,865	*3,175*	4,407	2,174	*2,233*	2,576	1,241	*1,335*	...	...	...
58—A.—Land Managers' clerks, and servants	4,124	1,774	*2,350*	2,153	1,220	*933*	2,236	1,211	*1,025*	5	...	*5*
Total Group 13 ...	10,164	4,639	*5,525*	6,560	3,394	*3,166*	4,812	2,452	*2,360*	5	...	*5*
Total Order V ...	1,006,300	493,789	*512,511*	505,328	252,911	*252,417*	756,020	366,533	*389,487*	108,884	54,253	*54,631*
TOTAL CLASS B ...	1,035,394	512,621	522,773	520,520	262,217	258,303	761,572	369,751	391,821	112,780	56,784	55,996

This content downloaded from 14.194.219.90 on Fri, 09 Feb 2024 06:46:19 +00:00
All use subject to https://about.jstor.org/terms

Occupations.	Cuttack.			Puri.			Balasor.			Angul, including Kandh Mahals.		
	Total.	Male.	Female.	Total.	Male.	Female.	Total.	Male.	Female.	Total.	Male.	Female.
CLASS O.—PERSONAL SERVICES.												
ORDER VI.—PERSONAL AND SANITARY SERVICES.												
Group 14.—Personal and domestic Services.												
59.—Barbers	28,549	14,565	*14,984*	15,231	7,519	*7,712*	5,569	3,005	*2,564*	704	343	*361*
61.—Tattooers	33	...	*33*	9	...	*9*	...	...	...	...	...	...
63.—Washermen	26,063	12,461	*13,602*	14,057	7,328	*6,729*	6,843	2,727	*4,116*	1,540	766	*774*
64.—Water-carriers	53	9	*44*	132	46	*86*	38	15	*23*	...	...	...
65.—Cooks	3,184	1,668	*1,516*	971	614	*357*	722	423	*299*	5	5	...
66.—Indoor servants	10,680	3,752	*6,928*	5,316	2,512	*2,804*	3,041	1,418	*1,623*	99	17	*82*
67.—Grooms, coachmen, etc.	1,141	582	*559*	332	191	*141*	409	216	*193*	43	26	*17*
68.—Door-keepers	808	446	*362*	480	269	*211*	350	188	*162*	3	...	*3*
68A.—Service (unspecified)	40,704	22,115	*18,589*	2,253	1,577	*676*	3,056	1,820	*1,236*	695	475	*220*
Total group 14 ...	11,2215	55,598	*56,617*	38,781	20,056	*18,725*	20,028	9,812	*10,216*	3,089	1,632	*1,457*
Group 15.—Non-domestic establishment.												
69.—Hotel and Lodging-house owners and managers	41	39	2	1	1	...	4	...	*4*	...	...	...
Total Group 15 ...	41	39	2	1	1	...	4	...	*4*	...	...	...
Group 16.—Sanitation.												
74.—Sweepers and scavangers	1,910	1,019	*891*	1,432	767	*665*	650	349	*301*	215	111	*104*
Total Group 16 ...	1,910	1,019	*891*	1,432	767	*665*	650	349	*301*	215	111	*104*
Total Order VI ...	11,4166	56,656	*57,510*	40,214	20,824	*19,390*	20,682	10,161	*10,521*	3,304	1,743	*1,561*
TOTAL CLASS O ...	11,4166	56,656	57,510	40,214	20,824	19,390	20,682	10,161	10,521	3,304	1,743	1,561

This content downloaded from 14.194.219.90 on Fri, 09 Feb 2024 06:46:19 +00:00
All use subject to https://about.jstor.org/terms

CLASS D.—PREPARATION AN SUPPLY OF MATERIAL SUBSTANCES.												
ORDER VII.—FOOD AND DRINK.												
Group 17.—Animal Food.												
76.—Cow and buffalo keepers and milk and butter sellers	21,960	8,448	*13,512*	12,826	6,349	*6,477*	3,416	1,385	*2,031*	277	28	*249*
77 & 78.—Ghee and cheese preparers and sellers	1,059	470	*589*	1,483	541	*922*	39	23	*17*	...	...	...
79.—Butchers	208	62	*144*	4	2	*2*	145	70	*75*	...	...	...
80.—Fowl and egg dealers	88	19	*69*	...	...	...	7	4	*3*	...	...	...
81 & 82.—Fishermen and fish dealers ...	23,143	13,021	*13,122*	17,442	8,141	*9,301*	14,798	6,951	*7,847*	255	189	*166*
Total Group 17 ...	49,456	22,020	*27,436*	31,735	15,033	*16,702*	18,405	8,432	*9,973*	632	217	*415*
Group 18.—Vegetable Food.												
83.—Grain dealers	4,816	2,227	*2,589*	4,055	1,361	*2,694*	1,812	673	*1,139*	87	69	*18*
84.—Grain parchers	39,714	14,825	*24,889*	21,503	9,684	*11,819*	5,544	1,659	*3,885*	2,469	853	*1,616*
85.—Pulse and flour preparers and sellers	639	295	*344*	893	765	*128*	268	238	*130*	1	...	
87.—Bakers	116	62	*54*	...	...	...	59	31	*28*	...	...	...
88.—Bran sellers	15	5	*10*	10	2	*8*	55	25	*30*	...	...	...
89 & 90.—Vegetable and fruit sellers ...	3	...	*3*	1	...	*1*	133	57	*76*	...	...	...
92.—Confectioners and sweetmeat makers and sellers	2,234	938	*1,296*	1,982	1,054	*928*	1,213	564	*649*	67	58	*9*
Total Group 18 ...	47,537	18,352	*29,185*	28,444	12,866	*15,578*	9,184	3,247	*5,937*	2,624	980	*1,644*
Group 19.—Drink, condiments, and Narcotics.												
94.—Ice manufacturers and sellers	4	3	*1*	...	...	...	...	...	...	...	...	...
96.—Sherbet preparers and sellers	...	...	...	...	...	...	8	3	*5*	...	...	...
97.—Country spirits distillers and sellers ...	1,768	892	*876*	349	192	*157*	92	43	*49*	572	308	*264*
98.—Toddy drawers and sellers	4,291	2,101	*2,190*	1,334	672	*662*	343	155	*188*	142	68	*74*
104.—Molasses makers and sellers	3,838	1,970	*1,868*	1,364	725	*639*	294	195	*99*	4	...	*4*
105.—Salt preparers and sellers	2,447	1,207	*1,240*	1,841	929	*912*	405	208	*197*	251	202	*149*
109.—Grocers and general condiment dealers	9,181	4,649	*4,532*	2,752	1,737	*1,015*	811	500	*311*	227	204	*23*
111.—Betel-leaf and areca-nut sellers ...	8,626	4,081	*4,545*	6,720	3,297	*3,423*	4,371	2,047	*2,324*	23	21	*2*
112.—Tobacco and snuff manufacturers and sellers	1,975	979	*996*	2,241	1,189	*1,052*	174	78	*96*	6	6	...
114.—Opium, &c., manufacturers and sellers	107	63	*44*	73	37	*36*	161	77	*84*	20	8	*12*
115.—Bhang ganja preparers and sellers	79	59	*20*	84	55	*29*	11	9	*2*	...	...	...
Total Group 19 ...	22,316	16,004	*16,312*	16,758	8,833	*7,925*	6,670	3,315	*3,355*	1,345	817	*528*
Total Order VII ...	1,291,309	56,376	*72,933*	76,937	36,732	*40,205*	34,259	14,994	*19,265*	4,601	2,014	*2,587*

This content downloaded from 14.194.219.90 on Fri, 09 Feb 2024 06:46:19 +00:00
All use subject to https://about.jstor.org/terms

Occupations.	Cuttack.			Puri.			Balasor.			Angul, including Kandh Mahals.		
	Total.	Male.	Female.	Total.	Male.	Female.	Total.	Male.	Female.	Total.	Male.	Female.
CLASS D—*continued.*												
ORDER VIII.—LIGHT, FIRING, AND FORAGE.												
Group 20.—Lighting.												
116.—Oil-pressers and sellers	15,055	7,294	*7,761*	12,748	6,346	*6,402*	3,183	1,357	*1,826*	719	333	*386*
117.—Oil and salt sellers	381	157	*224*	1,308	622	*686*	...	...	...	688	458	*230*
118.—Oilcake dealers	34	19	*15*	11	1	*10*	...	...	...	...	...	...
121.—Kerosine oil dealers	146	88	*58*	40	17	*23*	38	18	*18*	...	...	...
122.—Matches makers and sellers	84	28	*56*	17	4	*13*	30	10	*20*	...	...	...
123.—Lamp and lantern makers and sellers	1	1	...	3	...	*3*	14	6	*8*	...	...	...
Total Group 20 ...	15,701	7,587	*8,114*	14,127	6,990	*7,137*	3,263	1,391	*1,872*	1,407	791	*616*
Group 21.—Fuel and Forage.												
125.—Firewood and grass gatherers and sellers	3,373	1,125	*2,248*	4 785	1,607	*3,178*	898	126	*772*	128	92	*36*
126.—Firewood contractors and dealers ...	...	...	...	...	...	...	83	26	*57*	...	...	...
129.—Charcoal burners and dealers	264	100	*164*	12	7	*5*	174	75	*99*	...	...	...
130.—Cowdung-fuel preparers and sellers...	4,787	610	*4,177*	1,912	153	*1,759*	1,655	279	*1,376*	1	...	*1*
Total Group 21 ...	8,424	1,835	*6,589*	6,709	1,767	*4,942*	2,810	506	*2,304*	129	92	*37*
Total Order VIII ...	24,125	9,422	*14,703*	20,836	8,757	*12,079*	6,073	1,897	*4,176*	1,536	883	*653*
ORDER IX.—BUILDINGS.												
Group 22.—Building Materials.												
133.—Lime and shell burners, &c.	46	28	*18*	126	59	*67*	154	71	*83*	...	...	...
134.—Stone-quarry owners, &c.	...	...	...	...	...	...	8	6	*2*	...	...	...
135.—Thatch dealers and thatchers	37	3	*34*	39	10	*29*	9	3	*6*	...	...	...
Total Group 22 ...	83	31	*52*	165	69	*96*	171	80	*91*	...	...	...
Group 23.—Artificers in Building.												
137.—Stone and marble workers	734	395	*339*	1,065	599	*466*	650	367	*283*	...	...	...

This content downloaded from 14.194.219.90 on Fri, 09 Feb 2024 06:46:19 +00:00
All use subject to https://about.jstor.org/terms

138.—Masons	848	414	434	81	42	39	393	211	182	17	7	10
139.—Builders and Joiners	112	76	36	45	26	19	9	9	...	...	...	...
Total Group 23 ...	1,694	885	809	1,191	667	524	1,052	587	465	17	7	10
Total Order IX ...	1,777	916	861	1,356	736	620	1,223	667	556	17	7	10
ORDER X.—VEHICLES AND VESSELS.												
Group 25.—Carts, carriages, &c.												
146.—Cart and carriage makers, &c. ...	465	328	137	449	250	199	...	...	...	...	...	...
147.—Palki, dandi, &c., makers and sellers	102	78	24	6	4	2	9	6	3	...	...	...
Total Group 25 ...	567	406	161	455	254	201	9	6	3	...	...	...
Group 26.—Ships and boats.												
148.—Shipwrights, boat-builders, &c. ...	437	291	146	7	4	3	9	9	...	8	8	...
Total Group 26 ...	437	291	146	7	4	3	9	9	...	8	8	...
Total Order X ...	1,004	697	307	462	258	204	18	15	3	8	8	...
ORDER XI.—SUPPLEMENTARY REQUIREMENTS.												
Group 27.—Paper, &c.												
153.—Paper makers and sellers and palm leaf, &c.	97	47	50	58	22	36	5	1	4	...	...	...
154.—Stationers	1,274	727	547	221	140	81	321	171	150	25	25	...
Total Group 27 ...	1,371	774	597	279	162	117	326	172	154	25	25	...
Group 28.—Books and prints, &c.												
157.—Press proprietors and printers, &c....	189	151	38	...	...	...	40	21	19	...	...	...
158.—Book-binders	316	159	157	57	29	28	36	19	17	...	...	...
159.—Book-sellers and publishers	56	25	31	7	5	2	26	14	12	...	...	...
162.—Print and picture dealers	...	...	...	23	16	7	...	...	...	...	...	...
Total Group 28 ...	561	335	226	87	50	37	102	54	48	...	...	...
Group 29.—Watches, clocks, and scientific instruments, &c.												
163.—Watch and clock makers and sellers	9	5	4	1	1	...	1	1	...	...	...	...
164.—Opticians	2	2	...	...	...	...	...	...	...	...	...	...
Total Group 29 ...	11	7	4	1	1	...	1	1	...	...	...	...

This content downloaded from 14.194.219.90 on Fri, 09 Feb 2024 06:46:19 +00:00
All use subject to https://about.jstor.org/terms

Occupations.	Cuttack.			Puri.			Balasor.			Angul, including Kandh Mahals.		
	Total.	Male.	Female.	Total.	Male.	Female.	Total.	Male.	Female.	Total.	Male.	Female.
CLASS D.—*continued.*												
ORDER XI.—concluded.												
Group 31.—Toys, curiosities, &c.												
177.—Toy, kite, and cage makers and sellers	23	10	13	1	...	1	7	3	4	...	...	...
178.—Hukka-stem makers and sellers ...	42	22	20	18	9	9	26	11	15	...	...	...
Total Group 31 ...	65	32	33	19	9	10	33	14	19	...	...	...
Group 32.—Music and musical instruments.												
183.—Music and musical instrument dealers	41	31	10	8	3	5	7	6	1	...	...	...
184.—Conch-dealers, drum and horn makers	299	156	143	112	54	58	87	44	43	8	4	4
Total Group 32 ...	340	187	153	120	57	63	94	50	44	8	4	4
Group 33.—Necklaces, bracelets, beads, &c.												
185.—Bangle makers and sellers in lac ...	...	...	...	46	18	28	46	24	22	21	1	20
187.—Bangle makers and sellers in wood and bone	1,407	711	696	282	136	146	321	158	163	...	...	...
189.—Bangle makers and sellers in glass ...	56	33	23	6	5	1	...	...	...	4	4	...
189-A.—Bangle makers and sellers (unspecified)	79	21	58	...	...	...	...	...	...	...	...	...
192.—Bead makers and sellers	881	475	406	555	259	296	160	76	84	97	53	44
194.—Flower garland makers and sellers	1,622	790	832	330	124	206	528	282	246	...	...	...
195.—Artificial flower, &c., makers and sellers	...	...	...	...	...	...	62	38	24	...	...	...
196.—Sacred-thread makers and sellers ...	...	...	...	45	12	33	...	...	...	...	...	...
Total Group 33 ...	4,045	2,030	2,015	1,264	554	710	1,117	578	539	122	58	64
Group 34.—Furniture.												
198.—Furniture makers	47	25	22	2	...	2	...	...	...	2	1	1
Total Group 34 ...	47	25	22	2	...	2	...	...	...	2	1	1
Group 36.—Tools and machinery.												
204.—Knife and tool makers and sellers ...	93	50	43	187	105	82	21	11	10	...	...	...
204-A.—Plough makers and sellers	2,756	1,608	1,148	2,873	1,555	1,318	64	29	35	2	...	2

This content downloaded from 14.194.219.90 on Fri, 09 Feb 2024 06:46:19 +00:00
All use subject to https://about.jstor.org/terms

206.—Looms and loom-comb makers and sellers	31	19	12	...	...	...	...	...	...	...	...	...
207.—Mechanics (not Railway)	1	1	...	...	...	...	3	3	...	...	...	...
Total Group 36	2,881	1,678	1,203	3,060	1,660	1,400	88	43	45	2	...	2
Group 37.—Arms and ammunition.												
209.—Gun makers, menders, and sellers	3	1	2	...	...	...	...	...	...	10	4	6
211.—Gun-powder makers and sellers	90	42	48	21	11	10	34	18	16	...	...	...
212.—Firework makers and sellers	17	9	8	1	1	...	33	24	9	...	...	...
215.—Bow and arrow makers and sellers	28	13	15	...	...	...	...	...	...	...	...	...
216.—Cudgel makers and sellers	35	22	13	...	...	...	...	...	...	...	...	...
Total Group 37	173	87	86	22	12	10	67	42	25	10	4	6
Total Order XI	9,494	5,155	4,339	4,854	2,505	2,349	1,828	954	874	169	92	77
ORDER XII.—TEXTILE FABRICS AND DRESS.												
Group 38.—Wool and Fur.												
218.—Shawl weavers and sellers	25	11	14	...	...	...	...	...	...	...	...	...
219.—Felt and pasham workers and sellers	34	17	17	...	...	...	...	...	...	...	...	...
220.—Blanket weavers and sellers	6	3	3	2	2	...	16	9	7	...	...	...
222.—Woollen cloth manufacturers and dealers	1	...	1	...	...	...	...	...	...	...	...	...
Total Group 38	66	31	35	2	2	...	16	9	7	...	...	...
Group 39.—Silk.												
226.—Silkworm gatherers and cocoon gatherers	...	...	...	8	5	3	...	...	...	1	1	...
227.—Silk carders and spinners	...	...	...	53	20	33	13	...	13	...	...	...
228.—Silk weavers and dealers	274	110	164	221	161	60	87	65	22	...	...	...
Total Group 39	274	110	164	282	186	96	100	65	35	1	1	...
Group 40.												
231.—Cotton cleaners, pressers and ginners	322	128	194	106	63	43	1,206	779	527	...	...	...
231-A.—Raw cotton dealers	340	140	200	66	19	47	7	5	2	...	...	...
232.—Cotton carpet and rug makers and sellers	11	3	8	406	148	258	...	...	...	...	...	...
233.—Cotton spinners, sizers, and yarn beaters	11,773	917	10,856	2,828	180	2,648	1,054	65	989	2,252	423	1,829
234.—Cotton weavers, mill owners and managers	55,985	28,742	27,243	14,207	7,085	7,122	14,813	6,843	7,770	10,495	5,729	4,766
237.—Cotton dyers	14	...	14	13	1	12	1	...	1	...	...	...
Total Group 40	68,445	29,930	38,515	17,626	7,496	10,130	16,981	7,692	9,289	12,747	6,152	6,595

This content downloaded from 14.194.219.90 on Fri, 09 Feb 2024 06:46:19 +00:00
All use subject to https://about.jstor.org/terms

Occupations.	Cuttack.			Puri.			Balasor.			Angul, including Kandh Mahals.		
	Total.	Male.	Female.	Total.	Male.	Female.	Total.	Male.	Female.	Total.	Male.	Female.
CLASS D—*continued.*												
ORDER XII—concluded.												
Group 41.—Jute, Flax, Coir, &c.												
241.—Rope makers and sellers	1,509	293	*1,216*	3,389	614	*2,775*	51	16	*35*	98	5	*93*
242.—Jute manufacturers, managers, and agents	57	31	*26*	46	32	*14*	37	32	*5*	8	8	...
242—A.—Raw jute dealers	4,183	2,085	*2,098*	1,083	538	*545*	103	46	*57*	1	1	...
243.—Sackings, tarpaulin and gunny makers and sellers	281	103	*178*	701	217	*484*	9	2	*7*	10	...	*10*
244.—Net makers and sellers	319	114	*205*	72	41	*31*	113	24	*89*	...	...	...
Total Group 41 ...	6,349	2,626	*3,723*	5,291	1,442	*3,849*	313	120	*193*	117	14	*103*
Group 42.—Dress.												
247.—Tailors and darners	1,935	934	*1,001*	829	410	*419*	798	392	*406*	12	4	*8*
251.—Hat, cap, and turban makers and sellers	12	2	*10*	...	...	...	...	...	...	...	...	...
252.—Turban binders	14	9	*5*	...	...	...	...	...	...	...	...	...
253.—Umbrella makers and sellers ...	726	364	*362*	408	193	*215*	106	49	*57*	...	...	...
257.—Piece-goods dealers	7,083	3,887	*3,196*	7,478	4,216	*3,262*	1,701	1,014	*687*	22	8	*14*
Total Group 42 ...	9,770	5,196	*4,574*	8,715	4,819	*3,896*	2,605	1,455	*1,150*	34	12	*22*
Total Order XII ...	84,904	37,893	*47,011*	31,916	13,945	*17,971*	20,015	9,341	*10,674*	12,899	6,179	*6,720*
ORDER XIII.—METALS AND PRECIOUS STONES.												
Group 43.—Gold, Silver, and Precious Stones.												
258.—Gold and silver dealers	1,411	962	*449*	222	95	*127*	84	22	*62*	...	...	...
259 & 260.—Gold and silver assayers and workers	12,377	6,130	*6,247*	7,974	3,980	*3,994*	3,441	1,690	*1,751*	210	93	*117*
274.—Coral dealers	9	9	...	...	...	...	...	...	...	...	...	...
Total Group 43 ...	13,797	7,101	*6,696*	8,196	4,075	*4,121*	3,525	1,712	*1,813*	210	93	*117*
Group 44.—Brass, Copper, and Bell-metal.												
276.—Brass workers and sellers	1,955	814	*1,141*	1,764	665	*1,099*	1,197	655	*542*	363	161	*202*
277.—Brass pot makers and sellers	970	528	*442*	170	170	...	362	101	*261*	1	1	...
281.—Bell metal workers and sellers	7,002	3,598	*3,404*	3,084	2,034	*1,050*	1,383	739	*644*	547	303	*244*

This content downloaded from 14.194.219.90 on Fri, 09 Feb 2024 06:46:19 +00:00
All use subject to https://about.jstor.org/terms

282.—General workers in brass, copper and bell-metal	229	97	132	...	...	...	...	...	...	...	...	...	...
283.—Brass and copper dealers	912	485	427	209	97	112	27	9	18	1	...	...	1
Total Group 44 ...	11,068	5,522	5,546	5,827	2,956	2,871	2,969	1,504	1,465	912	465	447	
Group 45.—Tin, Zinc, Mercury and Lead.													
284.—Tin workers and sellers	433	219	214	152	73	79	50	24	26	...	...	...	
285.—Tinfoil makers and sellers	30	12	18	...	...	...	...	...	...	...	...	...	
Total Group 45 ...	463	231	232	152	73	79	50	24	26	...	...	...	
Group 46.—Iron and Steel.													
289.—Iron and steel founders, smelters and sellers	1	1	...	...	...	...	...	...	...	...	...	...	
290.—Blacksmiths	9,283	4,660	4,623	4,796	2,496	2,300	1,712	876	836	1,813	918	895	
291.—Iron and hardware dealers	311	159	152	81	40	41	64	29	35	1	1	...	
Total Group 46 ...	9,595	4,820	4,775	4,877	2,536	2,341	1,776	905	871	1,814	919	895	
Total Order XIII ...	34923	17,674	17,249	19,052	9,640	9,419	8,320	4,145	4,175	2,936	1,477	1,459	
ORDER XIV.—GLASS, POTTERY AND STONEWARE.													
Group 47.—Glass and Chinaware.													
295.—Glass-blowers, window glass makers, &c.	6	3	3	...	...	...	...	...	...	...	...	...	
297.—Glass and chinaware dealers	68	38	30	32	15	17	...	...	...	...	...	...	
Total Group 47 ...	74	41	33	32	15	17	...	...	...	...	...	...	
Group 48.—Earthen and Stoneware.													
298.—Potters and pipe-bowl makers and sellers	20,134	9,869	10,265	9,977	5,136	4,841	6,021	2,911	3,110	1,814	936	878	
298—A.—Image makers and sellers	19	11	8	83	44	39	4	1	3	7	5	2	
Total Group 48 ...	20,153	9,880	10,273	10,060	5,180	4,880	6,025	2,912	3,113	1,821	941	880	
Total Order XIV ...	20,227	9,921	10,306	10,092	5,195	4,897	6,025	2,912	3,113	1,821	941	880	
ORDER XV.—WOOD, CANE AND LEAVES, &c.													
Group 49.—Timber and Wood.													
302.—Timber and bamboo agents and dealers	5,557	1,813	3,744	3,723	1,248	2,475	1,637	653	984	102	66	36	
303.—Wood cutters and sawyers	2,597	1,284	1,313	1,768	890	878	356	208	148	...	...	...	
304.—Carpenters	11,959	6,031	5,928	5,082	2,564	2,518	2,067	1,010	1,057	10	8	2	
305.—Coopers and box makers	3	3	...	...	...	...	2	...	2	...	...	...	
Total Group 49 ...	20,116	9,131	10,985	10,573	4,702	5,871	4,062	1,871	2,191	112	74	38	

This content downloaded from 14.194.219.90 on Fri, 09 Feb 2024 06:46:19 +00:00
All use subject to https://about.jstor.org/terms

Occupations.	Cuttack.			Puri.			Balasor.			Angul, including Kandh Mahals.		
	Total.	Male.	Female.	Total.	Male.	Female.	Total.	Male.	Female.	Total.	Male.	Female.
CLASS D—*concluded.*												
***ORDER XV*—concluded.**												
Group 50.—Cane-work, Matting and Leaves, etc.												
306.—Bamboo and rattan splitters, workers and sellers	...	...	...	192	115	77	21	11	10	...	...	...
307.—Basket weavers and winnowing pan makers and sellers	11,150	5,461	5,689	6,359	3,114	3,245	2,061	756	1,305	2,238	1,118	1,120
308.—Mat makers and sellers	843	235	608	420	128	292	247	73	174	96	22	74
310.—Leaf plate makers and sellers	778	237	541	752	243	509	1,097	188	909	110	20	90
312.—Leaf fan makers and sellers	50	14	36	52	33	19	2	...	2	...	...	...
313.—Brush and comb makers	121	64	57	57	26	31	56	24	32	...	...	...
314.—Broom makers and sellers	169	67	102	565	188	377	78	10	68	...	...	...
315.—Pith and bark collectors, workers and sellers	123	36	87	63	36	27	6	5	1	...	...	...
Total Group 50 ...	13,234	6,114	7,120	8,460	3,883	4,577	3,568	1,067	2,501	2,444	1,160	1,284
Total Order XV ...	33,350	15,245	18,105	19,033	8,585	10,448	7,630	2,938	4,692	2,556	1,234	1,322
ORDER XVI.—DRUGS, GUMS, DYES, &c.												
Group 51.—Gums, Wax and similar Forest produce.												
319.—Catechu preparers and sellers	126	49	77	4	2	2	2	2	...	295	136	159
320.—Lac collectors and sellers	168	35	133	4	2	2	11	5	6	38	24	14
323.—Wax, honey and general minor forest produce collectors and sellers	210	104	106	56	30	26	11	6	5	162	97	65
Total Group 51 ...	504	188	316	64	34	30	24	13	11	495	257	238
Group 52.—Drugs, Dyes, Pigments, etc.												
324.—Chemists and druggists	8	8	...	9	8	1	24	15	9	...	...	...
332.—Ink makers and sellers	9	5	4	...	...	...	...	...	...	...	...	...
336.—Kraku (red powder) preparers and sellers	...	...	...	6	2	4	25	18	7	...	...	...

This content downloaded from 14.194.219.90 on Fri, 09 Feb 2024 06:46:19 +00:00
All use subject to https://about.jstor.org/terms

337.—Perfume preparers and sellers ...	10	4	6	23	10	13	3	2	1	...	...	...
Total Group 52 ...	27	17	10	40	20	20	52	35	17	...	...	...
Total Order XVI ...	531	205	326	104	54	50	76	48	28	495	257	238
ORDER XVII.—LEATHER, HORNS, BONES AND GREASE.												
Group 53.—Leather, etc.												
338.—Tanners, curriers and hide sellers ...	...	...	...	36	17	19	83	39	44	...	...	...
339.—Shoe, sandal and boot makers and sellers	882	423	459	89	48	41	221	131	90	8	2	6
342.—Hide, horns and bone dealers ...	1,560	787	773	515	285	230	517	262	255	34	24	10
Total Group 53 and Order XVII ...	2,422	1,210	1,212	640	350	290	821	432	389	42	26	16
TOTAL CLASS D. ...	342,066	154,714	187,352	185,282	86,757	98,525	66,288	38,343	47,945	27,080	13,118	13,962
CLASS E.—COMMERCE, TRANSPORT, STORAGE.												
ORDER XVIII.—COMMERCE.												
Group 54.—Dealers in money and securities.												
347.—Money-lenders and pawnbrokers ...	773	387	386	853	435	418	313	162	151	...	...	...
350.—Money-changers and testers	20	11	9	52	36	16	35	18	17	...	...	...
Total Group 54 ...	793	398	395	905	471	434	348	180	168	...	...	...
Group 55.—General Merchandise.												
352.—General merchants	14,226	6,929	7,297	2,518	1,254	1,264	2,391	1,067	1,324	398	377	21
353.—Merchant's managers, clerks &c. ...	93	53	40	333	193	140	216	126	90	...	...	...
Total Group 55 ...	14,319	6,982	7,337	2,851	1,447	1,404	2,607	1,193	1,414	398	377	21
Group 56.—Dealing unspecified.												
354.—Shopkeepers' clerks, salesmen, &c. ...	13	9	4	...	...	...	...	...	...	...	...	...
355.—Shopkeepers' and money-lenders' servants	58	23	35	188	119	69	216	161	55	...	...	...
356.—Shopkeepers, otherwise unspecified	2,549	1,203	1,346	99	59	40	458	212	246	11	...	11
357.—Pedlars, hawkers, &c.	3,133	1,632	1,501	66	18	48	513	214	299	19	10	9
Total Group 56 ...	5,753	2,867	2,886	353	196	157	1,187	587	600	30	10	20
Group 57.—Middlemen.												
(a).—Brokers, &c.												
358.—Brokers, Agents, Dubash	44	23	21	26	11	15	16	7	9	...	...	...
Total Group (a) ...	44	23	21	26	11	15	16	7	9	...	...	...

This content downloaded from 14.194.219.90 on Fri, 09 Feb 2024 06:46:19 +00:00
All use subject to https://about.jstor.org/terms

Occupations.	Cuttack.			Puri.			Balasor.			Angul, including Kandh Mahals.		
	Total.	Male.	Female.	Total.	Male.	Female.	Total.	Male.	Female.	Total.	Male.	Female.
CLASS E—*concluded.*												
***ORDER XVIII*—concluded.**												
Group 57—*concluded.*												
(*b*).—Contractors and farmers.												
360.—Farmers of tolls and ferries	83	49	*34*	3	1		5	2	*3*	...	...	...
362.—Lessees and Superintendents of markets, &c.	51	31	*20*	12	5	*7*	14	7	*7*	...	...	...
363.—Contractors, otherwise unspecified ...	1,107	549	*558*	155	78	*77*	130	54	*76*	...	...	...
Total Group 57 (b) ...	1,241	629	*612*	170	84	*86*	149	63	*86*	...	...	...
Total Group 57 ...	1,285	652	*633*	198	95	*101*	165	70	*95*	...	...	...
Total Order XVIII ...	22,150	10,899	*11,251*	4,305	2,209	*2,096*	4,307	2,030	*2,277*	428	387	*41*
ORDER XIX.—TRANSPORT AND STORAGE.												
Group 58.—Railway.												
(*a*).—Administration.												
369.—Engineers	...	...	...	...	...	...	2	2	...	...	...	...
(*b*).—Working Staff.												
373.—Pointsmen, shunters, porters, &c. ...	...	...	...	...	...	...	4	4	...	...	...	...
Total Group 58 ...	...	...	...	...	...	...	6	6	...	...	...	...
Group 59.—Road.												
(*a*).—Cart, carriage owners and drivers.												
375. Cart owners and drivers, &c.	2,711	1,487	*1,224*	2,299	1,393	*906*	908	528	*380*	25	23	*2*
378.—Palki owners, bearers, &c.	2,326	1,206	*1,120*	424	308	*116*	863	418	*445*	1	...	*1*
Total Group 59 (a) ...	5,037	2,693	*2,344*	2,723	1,701	*1,022*	1,771	946	*825*	26	23	*3*
(*b*).—Carriers by pack animals.												
379.—Pack-bullock owners and drivers ...	1,655	798	*857*	110	53	*57*	11	7	*4*	150	88	*62*
Total Group 59 (b) ...	1,655	798	*857*	110	53	*57*	11	7	*4*	150	88	*62*
Total Group 59 ...	6,692	3,491	*3,201*	2,833	1,754	*1,079*	1,782	953	*829*	176	111	*65*

This content downloaded from 14.194.219.90 on Fri, 09 Feb 2024 06:46:19 +00:00
All use subject to https://about.jstor.org/terms

Group 60.—Water.												
(*a*).—Owners of vessels.												
381.—Ship owners, companies and Agents, &c.	3	3	...	...	...	...	46	23	23	...	...	...
382.—Shipping clerks, supercargoes, &c. ...	1	1	...	1	1	...	3	3	...	...	...	...
383.—Boat and barge owners &c.	45	14	31	6	...	6	1	1	...	...	...	...
Total Group 60 (a) ...	49	18	31	7	1	6	50	27	23	...	...	...
(*b*).—Working staff of vessels.												
384.—Ships' officers, engineers, mariners ...	1,134	741	393	186	172	14	1,534	1,420	114	...	...	...
385.—Boat and bargemen	5,042	2,726	2,316	1,139	748	391	580	460	120	96	87	9
387.—Lock-keepers and canal service ...	...	...	...	...	...	...	2	2	...	...	...	...
Total Group 60 (b) ...	6,176	3,467	2,709	1,325	920	405	2,116	1,882	234	96	87	9
Total Group 60 ...	6,225	3,485	2,740	1,332	921	411	2,166	1,909	257	96	87	9
Group 61.—Messages.												
(*a*).—Post, &c.												
390.—Postal Directors, Postmasters and clerks	273	157	116	71	46	25	109	58	51	2	2	...
391.—Postal messengers, runners, &c. ...	595	377	218	290	177	113	474	261	213	17	11	6
392.—Messengers (unspecified)	6,064	2,970	3,094	1,975	925	1,050	272	165	107	61	31	30
Total Group 61 (a) ...	6,932	3,504	3,428	2,336	1,148	1,188	855	484	371	80	44	36
(*b*).—Telegraph and Telephone.												
393.—Telegraph officers and clerical establishment	23	15	8	1	1	...	...	...	...	...	...	...
394.—Signallers and messengers	...	...	...	1	1	...	16	9	7	...	...	...
Total Group 61 (b) ...	23	15	8	2	2	...	16	9	7	...	...	...
Total Group 61 ...	6,955	3,519	3,436	2,338	1,150	1,188	871	493	378	80	44	36
Group 62.—Storage and weighing.												
398.—Porters (general)	363	169	194	281	148	133	555	252	303	...	...	...
399.—Weighmen and measurers	632	320	312	142	76	66	67	32	35	...	...	...
Total Group 62 ...	995	489	506	423	224	199	622	284	338	...	...	...
Total Order XIX ...	20,867	10,984	9,883	6,926	4,049	2,877	5,447	3,645	1,802	352	242	110
TOTAL CLASS E ...	43,017	21,883	21,134	11,231	6,258	4,973	9,754	5,675	4,079	780	629	151

This content downloaded from 14.194.219.90 on Fri, 09 Feb 2024 06:46:19 +00:00
All use subject to https://about.jstor.org/terms

Occupations.	Cuttack.			Puri.			Balasor.			Angul, including Khandh Mahals.		
	Total.	Male.	Female.	Total.	Male.	Female.	Total.	Male.	Female.	Total.	Male.	Female.
CLASS F.—PROFESSIONS.												
ORDER XX.—LEARNED AND ARTISTIC PROFESSIONS.												
Group 63.—Religion.												
(*a*).—Priests, ministers, &c.												
401.—Priests, ministers, preachers and missionaries	38,285	18,867	*19,418*	23,985	12,485	*11,500*	7,585	3,943	*3,642*	671	335	*336*
402.—Catechists, readers, zanana missionary service	394	193	*201*	200	109	*91*	113	62	*51*	11	6	*5*
Total Group 63 (a) ...	38,679	19,060	*19,619*	24,185	12,594	*11,591*	7,698	4,005	*3,693*	682	341	*341*
(*b*).—Subsidiary religious services.												
404.—Religious mendicants, inmates of monasteries, convents, etc.	20	8	*12*	135	90	*45*	61	40	*21*	...	...	...
405.—Church, temple, masjid, &c., service	636	387	*249*	4,656	1,491	*3,165*	278	145	*133*	...	...	...
405—A.—Circumcisors	8	6	*2*	...	...	...	6	5	*1*	...	...	...
Total Group 63 (b) ...	664	401	*263*	4,791	1,581	*3,210*	345	190	*155*	...	...	...
Total Group 63 ...	39,343	19,461	*19,882*	28,976	14,175	*14,801*	8,043	4,195	*3,848*	682	341	*341*
Group 64.—Education.												
406.—Administrative and inspecting officers	48	31	*17*	32	19	*13*	82	43	*39*	...	...	...
407.—Principals, professors and teachers	9,426	4,565	*4,861*	4,661	2,422	*2,239*	3,394	1,811	*1,583*	104	83	*21*
408.—Clerks, &c., on establishments of Educational Institutions	2	2	...	14	5	*9*	31	16	*15*	...	...	...
Total Group 64 ...	9,476	4,598	*4,878*	4,707	2,446	*2,261*	3,507	1,870	*1,637*	104	83	*21*
Group 65.—Literature.												
409.—Authors, Editors, Journalists, &c. ...	14	10	*4*	10	2	*8*	1	1	...	...	...	...
411.—Private Secretaries and clerks ...	2,900	1,502	*1,398*	833	511	*322*	72	39	*33*	17	7	*10*
412.—Public scribes and copyists	47	22	*25*	4	4	...	6	6	...	...	...	...
Total Group 65 ...	2,961	1,534	*1,427*	847	517	*330*	79	46	*33*	17	7	*10*

This content downloaded from 14.194.219.90 on Fri, 09 Feb 2024 06:46:19 +00:00
All use subject to https://about.jstor.org/terms

Group 66.—Law.												
414.—Barristers, advocates, and pleaders	162	90	72	29	14	15	30	17	13	...	...	...
416.—Law-agents, Muktars, &c.	509	295	214	128	84	44	223	124	99	13	13	...
417.—Articled clerks and other lawyers' clerks	184	85	99	274	157	117	233	112	121	...	...	...
418.—Stamp vendors	260	137	123	162	86	76	43	20	23	...	...	...
419.—Petition-writers	44	29	15	45	25	20	14	5	9	1	1	...
Total Group 66 ...	1,159	636	523	638	366	272	543	278	265	14	14	...
Group 67.—Medicine.												
(*a*).—Practitioners.												
422.—Practitioners without diploma ...	2,538	1,329	1,209	990	536	454	542	294	248	56	34	22
425.—Vaccinators	91	49	42	41	27	14	16	14	2	...	...	...
426.—Midwives	48	9	39	...	...	...	12	4	8	...	...	...
Total Group 67 (a) ...	2,677	1,387	1,290	1,031	563	468	570	312	258	56	34	22
(*b*).—Subsidiary Medical Services.												
428.—Compounders, Nurses	52	22	30	26	17	9	12	6	6	...	...	...
Total Group 67 (b) ...	52	22	30	26	17	9	12	6	6	...	...	...
Total Group 67 ...	2,729	1,409	1,320	1,057	580	477	582	318	264	56	34	22
Group 68.—Engineering and Surveying.												
(*a*).—Engineers, Architects and Surveyors.												
429.—Administrative and Inspecting staff	5	5	...	...	...	...	...	...	...	...	...	...
430.—Civil Engineers and Architects ...	78	32	46	20	8	12	17	7	10	...	...	...
431.—Topographical, Revenue Surveyors, &c.	...	...	...	...	...	...	5	5	...	...	...	...
Total Group 68 (a) ...	83	37	46	20	8	12	22	12	10	...	...	...
(*b*).—Subsidiary staff.												
432.—Draughtsmen	1,185	554	631	593	484	109	90	54	36	1	1	...
433.—Clerks, &c., in survey offices	230	144	86	90	78	12	1	1	...	...	...	...
Total Group 68 (b) ...	1,415	698	717	683	562	121	91	55	36	1	1	...
Total Group 68 ...	1,498	735	763	703	570	133	113	67	46	1	1	...

This content downloaded from 14.194.219.90 on Fri, 09 Feb 2024 06:46:19 +00:00
All use subject to https://about.jstor.org/terms

Occupations.	Cuttack.			Puri.			Balasor.			Angul, including Khandh Mahals.		
	Total.	Male.	Female.	Total.	Male.	Female.	Total.	Male.	Female.	Total.	Male.	Female.
CLASS F—*concluded.*												
***ORDER XX*—concluded.**												
Group 69.—Other sciences.												
(*b*).—Minor Sciences.												
437.—Astrologers, genealogists, &c., and horoscope casters, etc.	670	314	*356*	902	463	*439*	219	98	*121*	...	...	...
Total Group 69 (b) ...	670	314	*356*	902	463	*439*	219	98	*121*	...	...	...
Total Group 69 ...	670	314	*356*	902	463	*439*	219	98	*121*	...	...	...
Group 70.—Pictorial Art and sculpture.												
440.—Painters, Superintendents of Schools of Art	285	138	*147*	431	203	*228*	192	88	*104*	...	...	...
Total Group 70 ...	285	138	*147*	431	203	*228*	192	88	*104*	...	...	...
Group 71.—Music, Acting and Dancing.												
443.—Music composers and teachers ...	42	32	*10*	65	34	*31*	17	13	*4*	...	...	...
444.—Bandmasters and players	2,420	1,383	*1,037*	1,018	605	*413*	1,162	619	*543*	94	47	*47*
446.—Actors, singers and dancers, etc. ...	895	539	*356*	218	118	*100*	411	254	*157*	7	4	*3*
Total Group 71 ...	3,357	1,954	*1,403*	1,301	757	*544*	1,590	886	*704*	101	51	*50*
Total Order XX ...	61,478	30,779	*30,699*	39,562	20,077	*19,485*	14,868	7,846	*7,022*	975	531	*444*
ORDER XXI.—SPORT AND AMUSEMENTS.												
Group 72.—Sport.												
448.—Shikaris, falconers, bird-catchers ...	258	137	*121*	103	57	*46*	142	82	*60*	5	2	*3*
Total Group 72 ...	258	137	*121*	103	57	*46*	142	82	*60*	5	2	*3*
Group 73.—Exhibition and Games.												
(*a*).—Catching, training and exhibiting animals.												
450.—Exhibitors of trained animals ...	51	33	*18*	14	8	*6*	13	6	*7*	5	...	*5*
Total Group 73 (a) ...	51	33	*18*	14	8	*6*	13	6	*7*	5	...	*5*

This content downloaded from 14.194.219.90 on Fri, 09 Feb 2024 06:46:19 +00:00
All use subject to https://about.jstor.org/terms

(b).—Conjuring, Fortune-telling and other exhibitions.												
454.—Story and ballad reciters	4	...	...	...	...	...	...	...	...	...	...	...
455.—Exhibitors of puppets	...	...	...	...	...	...	9	3	6	...	...	...
456.—Conjurors and fortune-tellers ...	89	31	58	19	9	10	65	27	38	9	6	3
Total Group 73 (b) ...	93	35	58	19	9	10	74	30	44	9	6	3
(c).—Acrobatics and Athletics.												
457.—Tumblers, Acrobats, Wrestlers, &c. ...	18	12	6	...	...	...	...	...	...	3	3	...
Total Group 73 (c) ...	18	12	6	...	...	...	...	...	...	3	3	...
Total Group 73 ...	162	80	82	33	17	16	87	36	51	17	9	8
Total Order XXI ...	420	217	203	136	74	62	229	118	111	22	11	11
TOTAL CLASS F ...	61,898	30,996	30,902	39,698	20,151	19,547	15,097	7,964	7,133	997	542	455
CLASS G.—INDEFINITE AND INDEPENDENT.												
ORDER XXIII.—INDEFINITE.												
Group 74.—Unskilled labour.												
(a).—Special branches.												
462.—Tank diggers and excavators	667	290	377	226	110	116	320	172	148	116	...	116
463.—Road, canal and railway labourers ...	...	...	...	...	...	...	9	4	5	...	...	...
466.—Rice pounders and huskers	20,909	3,150	17,759	6,664	1,146	5,518	9,755	1,118	8,637	603	84	519
Total Group 74 (a) ...	21,576	3,440	18,136	6,890	1,256	5,634	10,084	1,294	8,790	719	84	635
(b).—General.												
467.—General labour	256,744	128,620	128,124	117,132	64,649	52,483	67,585	36,811	30,774	22,562	11,764	10,798
Total Group 74 (b) ...	256,744	128,620	128,124	117,132	64,649	52,483	67,585	36,811	30,774	22,562	11,764	10,798
Total Group 74 ...	278,320	132,060	146,260	124,022	65,905	58,117	77,669	38,105	39,564	23,281	11,848	11,433
Group 75.—Undefined, &c.												
468—A.—Indefinite and unspecified	105	48	57	444	227	217	130	59	71	28	23	5
468—B.—Disreputable means of livelihood	773	95	678	460	49	411	376	66	310	1	...	1
Total Group 75 ...	878	143	735	904	276	628	506	125	381	29	23	6
Total Order XXIII ...	279,198	132,203	146,995	124,926	66,181	58,745	78,175	38,230	39,945	23,310	11,871	11,439

This content downloaded from 14.194.219.90 on Fri, 09 Feb 2024 06:46:19 +00:00
All use subject to https://about.jstor.org/terms

ORISSA DIVISION—*concluded.*

Occupations.	Cuttack.			Puri.			Balasor.			Angul, including Kandh Mahals.		
	Total.	Male.	Female.	Total.	Male.	Female.	Total.	Male.	Female.	Total.	Male.	Female.
CLASS G—*concluded.*												
ORDER XXIV.—INDEPENDENT OF WORK.												
Group 76.—Property and alms.												
(*a*).—Property and allowances.												
469.—House-rent, shares, &c.	179	81	*98*	170	77	*93*	190	100	*90*	1	...	*1*
470.—Allowances from patrons or relatives	310	117	*195*	33	10	*23*	44	30	*14*	12	7	*5*
Total Group 76 (a) ...	489	198	*291*	203	87	*116*	234	130	*104*	13	7	*6*
(*b*).—Charity and endowment.												
471.—Educational or other endowments ...	12	...	*12*	10	8	*2*	3	2	*1*	...	...	...
472.—Mendicancy	25,477	12,674	*12,803*	10,597	5,507	*5,090*	12,805	5,995	*6,810*	778	434	*344*
Total Group 76 (b) ...	25,489	12,674	*12,815*	10,607	5,515	*5,092*	12,808	5,997	*6,811*	778	434	*344*
Total Group 76 ...	25,978	12,872	*13,106*	10,810	5,602	*5,208*	13,042	6,127	*6,915*	791	441	*350*
Group 77.—Supported at the public charge.												
(*a*).—Pension.												
473.—Pension, Civil Services	44	20	*24*	33	14	*19*	137	37	*100*	1	1	...
474.—Pension, Military Services	543	364	*179*	1	1	...	1	1	...	5		...
474—A.—Pension (unspecified)	567	91	*476*	115	59	*56*	80	58	*22*	...	...	...
Total Group 77 (a) ...	1,154	475	*679*	149	74	*75*	218	96	*122*	6	6	...
(*b*).—Prisoners.												
476.—Prisoners under trial	35	33	*2*	8	8	...	9	9	...	...	...	...
478.—Prisoners, convicted or in reformatories, &c.	224	221	*3*	73	68	*5*	94	84	*10*	1	1	...
Total Group 77 (b) ...	259	254	*5*	81	76	*5*	103	93	*10*	1	1	...
Total Group 77 ...	1,413	729	*684*	230	150	*80*	321	189	*132*	7	7	...
Total Order XXIV ...	27,391	13,601	*13,790*	11,040	5,752	*5,288*	13,363	6,316	*7,047*	798	448	*350*
TOTAL CLASS G ...	308,589	145,804	160,785	135,966	71,933	64,033	91,538	44,646	46,892	24,108	12,319	11,789

This content downloaded from 14.194.219.90 on Fri, 09 Feb 2024 06:46:19 +00:00
All use subject to https://about.jstor.org/terms

Occupations.	Hazáribágh.			Lohardaga.			Manbhum.			Singhbhum.		
	Total.	Male.	Female.	Total.	Male.	Female.	Total.	Male.	Female.	Total.	Male.	Female.
CLASS A.—GOVERNMENT.												
ORDER I.—ADMINISTRATION.												
Group 1.—Service of the Imperial and Provincial Governments.												
2.—Officers	62	28	*34*	81	43	*38*	50	33	*17*	29	17	*12*
3.—Office Superintendents and Clerical Establishment, &c.	625	351	*274*	924	521	*403*	405	260	*145*	223	131	*92*
4.—Messengers, constables, &c.	2,501	1,621	*880*	2,731	1,534	*1,197*	1,027	672	*355*	1,143	589	*554*
Total Group 1 ...	3,188	2,000	*1,188*	3,736	2,098	*1,638*	1,482	965	*517*	1,395	737	*658*
Group 2.—Service of Local and Municipal Bodies.												
5.—Inspecting and supervising officials	...	...	...	4	3	*1*	5	5	...	1	...	*1*
6.—Clerical establishments	1	1	...	2	...	*2*	36	24	*12*	...	...	...
7.—Menials	36	15	*21*	23	9	*14*	14	5	*9*	...	...	...
Total Group 2 ...	37	16	*21*	29	12	*17*	55	34	*21*	1	...	*1*
Group 3.—Village Service.												
8.—Headmen	13	9	*4*	...	...	...	35	19	*16*	159	89	*70*
9.—Accountants	503	222	*281*	25	19	*6*	...	...	...	...	...	...
11.—Watchmen	8,177	4,804	*3,373*	8,989	4,919	*4,070*	10,814	6,016	*4,798*	2,140	987	*1,153*
Total Group 3 ...	8,693	5,035	*3,658*	9,014	4,938	*4,076*	10,849	6,035	*4,814*	2,299	1,076	*1,223*
Total Order I ...	11,918	7,051	*4,867*	12,779	7,048	*5,731*	12,386	7,034	*5,352*	3,695	1,813	*1,882*
ORDER II.—DEFENCE.												
Group 4.—Army.												
12 & 13.—Officers, non-commissioned officers, and privates	45	30	*15*	665	619	*46*	11	6	*5*	6	2	*4*
Total Group 4 and Order II ...	45	30	*15*	665	619	*46*	11	6	*5*	6	2	*4*
TOTAL CLASS A ...	11,963	7,081	*4,882*	13,444	7,667	*5,777*	12,397	7,040	*5,357*	3,701	1,815	*1,886*

This content downloaded from 14.194.219.90 on Fri, 09 Feb 2024 06:46:19 +00:00
All use subject to https://about.jstor.org/terms

This content downloaded from
14.194.219.90 on Fri, 09 Feb 2024 06:46:19 +00:00
All use subject to https://about.jstor.org/terms

Group 11.—Agricultural labourers.												
43.—Field labourers and crop-watchers ...	52,890	31,590	*21,300*	13,475	6,158	*7,317*	262,809	130,040	*132,769*	9,180	3,896	*5,284*
Total Group 11 ...	52,890	31,590	*21,300*	13,475	6,158	*7,317*	262,809	130,040	*132,769*	9,180	3,896	*5,284*
Group 12.—Growers of special products and trees.												
44.—Tea, coffee, and cinchona planters and cultivators	29	29	...	112	60	*52*	9	9	...	...	...	...
46.—Betel-vine and areca-nut growers	...	...	...	...	...	...	303	138	*165*	...	...	...
47.—Waternut growers	...	...	...	...	...	...	3	...	3	...	...	...
49.—Indigo planters and cultivators ...	37	21	*16*	1	1	...	160	96	*64*	1	1	...
50.—Fruit growers	81	1	*80*	980	138	*842*	34	20	*14*	421	126	*295*
51.—Market gardeners (vegetable growers)	1,001	549	*452*	3,098	1,159	*1,937*	1,181	619	*562*	55	54	*1*
52.—Gardeners, seedsmen, &c.	57	15	*42*	373	232	*141*	108	40	*68*	161	134	*27*
55.—Forest rangers, guards, peons	...	...	...	28	16	*12*	165	128	*37*	48	14	*34*
Total Group 12 ...	1,205	615	*590*	4,590	1,606	*2,984*	1,963	1,050	*913*	686	329	*357*
Group 13.—Agricultural training and supervision.												
58.—Agents and managers of landed estates	464	221	*243*	1,068	516	*552*	632	303	*329*	50	21	*29*
58—A.—Land managers' clerks and servants	3,258	1,985	*1,273*	3,297	1,793	*1,504*	3,476	1,706	*1,770*	231	113	*119*
Total Group 13 ...	3,722	2,206	*1,516*	4,365	2,309	*2,056*	4,108	2,009	*2,099*	281	133	*148*
Total Order V ...	657,827	343,332	*314,495*	1,165,072	570,316	*594,756*	801,801	392,941	*408,860*	356,301	180,104	*176,197*
TOTAL CLASS B ...	669,549	351,347	318,202	1,194,781	588,349	606,432	839,599	426,288	413,313	367,940	185,095	182,845
CLASS C.—PERSONAL SERVICES.												
ORDER VI.—PERSONAL AND SANITARY SERVICES.												
Group 14.—Personal and domestic services.												
59.—Barbers	12,034	6,647	*5,387*	8,732	4,219	*4,513*	7,059	3,409	*3,650*	2,588	1,572	*1,016*
61.—Tattooers	25	3	22	30	7	23	31	6	25	...	...	...
63.—Washermen	5,385	2,576	*2,809*	5,739	2,927	*2,812*	3,868	2,191	*1,677*	1,375	487	*888*
64.—Water-carriers	254	82	*172*	91	31	*60*	60	32	28	68	33	*45*
65.—Cooks	277	226	*51*	1,537	623	*914*	801	372	*429*	80	42	*38*
66.—Indoor servants	5,482	2,702	*2,780*	2,886	1,592	*1,294*	5,267	1,992	*3,275*	1,535	415	*1,120*
67.—Grooms, coachmen, etc.	680	384	*296*	284	143	*141*	1,107	628	*479*	378	201	*177*
68.—Doorkeepers	175	99	*76*	162	109	*53*	159	79	*80*	33	15	*18*
68—A.—Service (unspecified)	9,050	5,262	*3,788*	35,321	16,298	*19,023*	4,659	2,785	*1,874*	1,833	885	*948*
Total Group 14 ...	33,362	17,981	*15,381*	54,782	25,949	*28,833*	23,011	11,494	*11,517*	7,916	3,655	*4,261*

This content downloaded from 14.194.219.90 on Fri, 09 Feb 2024 06:46:19 +00:00
All use subject to https://about.jstor.org/terms

Occupations.	Hazaribágh.			Lohardaga.			Manbhum.			Singhbhum.		
	Total.	Male.	Female.	Total.	Male.	Female.	Total.	Male.	Female.	Total.	Male.	Female.
CLASS O—*concluded.*												
***ORDER VI*—concluded.**												
Group 15.—Non-domestic services.												
69.—Hotel and Lodging-house owners and managers	...	...	...	...	...	...	21	1	20	...	...	...
Total Group 15 ...	...	...	...	...	...	...	21	1	20	...	...	...
Group 16.—Sanitation.												
74.—Sweepers and scavengers	1,384	679	*705*	1,060	579	*481*	317	150	*167*	195	104	*91*
Total Group 16 ...	1,384	679	*705*	1,060	579	*481*	317	150	*167*	195	104	*91*
Total Order VI ...	34,748	18,660	*16,086*	55,842	26,528	*29,314*	23,349	11,645	*11,704*	8,111	3,759	*4,352*
TOTAL CLASS O ...	34,748	18,660	16,086	55,842	26,528	29,314	23,349	11,645	11,704	8,111	3,759	4,352
CLASS D.—PREPARATION AND SUPPLY OF MATERIAL SUBSTANCES.												
ORDER VII.—FOOD AND DRINK.												
Group 17.—Animal Food.												
76.—Cow and buffalo-keepers and milk, &c. sellers	1,740	776	*964*	4,661	2,267	*2,394*	2,666	1,133	*1,533*	58	39	*19*
77.—Ghee preparers and sellers...	224	65	*159*	1,973	1,082	*891*	69	63	*6*	...	...	...
79.—Butchers	73	45	28	268	153	*115*	75	14	*61*	69	36	*33*
80.—Fowl and egg dealers	4	4	...	117	68	*49*	124	63	*61*	3	2	*1*
81 and 82.—Fishermen and fish dealers ...	1,147	657	*490*	4,185	2,376	*1,809*	8,398	4,721	*3,677*	2,064	963	*1,101*
Total Group 17 ...	3,188	1,547	*1,641*	11,204	5,946	*5,258*	11,332	5,994	*5,338*	2,194	1,040	*1,154*
Group 18.—Vegetable Food.												
83.—Grain dealers	1,547	606	*941*	1,689	514	*1,155*	3,760	1,831	*1,929*	601	226	*375*
84.—Grain parchers	334	175	*159*	3,680	1,627	*2,053*	5,039	1,469	*3,570*	1,580	671	*909*
85.—Pulse and flour preparers and sellers	303	88	*215*	402	174	*228*	302	76	*226*	18	4	*14*

This content downloaded from 14.194.219.90 on Fri, 09 Feb 2024 06:46:19 +00:00
All use subject to https://about.jstor.org/terms

87.—Bakers	37	1	36	81	27	54	7	...	7	63	26	37
88.—Bran sellers	...	...	...	49	48	1	2	...	2	...	...	...
89.—Vegetable sellers	...	...	...	13	...	13	138	...	138	...	...	...
92.—Confectioners and sweetmeat sellers, &c.	1,262	582	680	2,271	1,077	1,194	1,179	563	616	307	90	217
Total Group 18 ...	3,483	1,452	2,031	8,165	3,467	4,698	10,427	3,939	6,088	2,569	1,027	1,542
Group 19.—Drink, condiments and narcotics.												
97.—Country spirits distillers and sellers	1,051	544	507	637	364	273	358	206	152	544	276	268
98.—Toddy drawers and sellers	851	437	414	278	150	128	24	8	16	2	...	2
101.—Tea sellers and tasters	...	...	...	5	5	...	...	...	...	1	...	1
103.—Sugar manufacturers and sellers ...	...	...	...	147	144	3	...	...	...	...	...	...
104.—Molasses makers and sellers	352	240	112	16	15	1	183	100	83	12	9	3
105.—Salt preparers and sellers	3,630	1,792	1,838	7,594	3,759	3,835	910	411	499	574	263	311
109.—Grocers and general condiment dealers	7,099	3,550	3,549	2,639	871	1,768	7,834	3,564	4,270	631	250	381
111.—Betel-leaf and areca-nut sellers ...	492	228	264	1,088	489	599	843	504	339	123	62	61
112.—Tobacco and snuff manufacturers and sellers	2,873	1,428	1,445	3,764	1,931	1,833	2,459	1,080	1,379	2,613	1,279	1,334
114. Opium, &c., manufacturers and sellers	...	...	...	43	32	11	5	5	...	...	...	...
115.—Bhang, ganja, &c., preparers and sellers	53	25	28	52	23	30	68	34	52	1	...	1
Total Group 19 ...	16,401	8,244	8,157	16,263	7,782	8,481	12,702	5,912	6,790	4,501	2,139	2,362
Total Order VII ...	23,072	11,243	11,829	35,632	17,195	18,437	34,461	15,845	18,616	9,284	4,206	5,058
ORDER VIII.—LIGHT, FIRING AND FORAGE.												
Group 20.—Lighting.												
116.—Oil-pressers and sellers	11,406	5,540	5,866	14,450	7,127	7,323	12,345	6,120	6,225	1,319	544	775
118.—Oilcake dealers	56	33	23	...	...	...	...	...	...	...	...	...
121.—Kerosine oil dealers	7	3	4	...	...	...	...	...	...	...	...	...
122.—Matches makers and sellers	13	4	9	28	7	19	20	3	17	...	...	...
Total Group 20 ...	11,482	5,580	5,902	14,476	7,134	7,342	12,365	6,123	6,242	1,319	544	775
Group 21.—Fuel and Forage.												
125.—Firewood and grass gatherers and sellers	5,650	1,596	4,054	2,331	971	1,360	1,588	743	845	346	113	233
126.—Firewood contractors and dealers	...	...	...	...	...	...	2,161	876	1,285	18	...	16
127.—Coal miners	7,026	4,278	2,748	...	...	...	7,684	3,977	3,707	2	...	2
128. Coal dealers, brokers, &c.	129	75	54	9	5	4	11	6	5	...	...	...
129.—Charcoal burners and dealers ...	227	119	108	10	5	5	21	11	10	31	15	16
130.—Cowdung-fuel preparers and sellers	85	15	70	36	8	28	543	229	314	8	4	4
Total Group 21 ...	13,117	6,083	7,034	2,386	989	1,397	12,008	5,842	6,166	403	132	271
Total Order VIII ...	24,599	11,663	12,936	16,862	8,123	8,739	24,373	11,965	12,408	1,722	676	1,046

This content downloaded from 14.194.219.90 on Fri, 09 Feb 2024 06:46:19 +00:00
All use subject to https://about.jstor.org/terms

Occupations.	Hazáribágh.			Lohardaga.			Manbhum.			Singhbhum.		
	Total.	Male.	Female.	Total.	Male.	Female.	Total.	Male.	Female.	Total.	Male.	Female.
CLASS D.—*continued.*												
ORDER IX.—BUILDINGS.												
Group 22.—Building materials.												
132.—Brick and tile burners and sellers ...	32	24	8	278	218	60	39	33	6	64	52	12
133.—Lime, &c., sellers	146	87	59	222	120	102	354	194	160	64	41	23
135.—Thatch dealers and thatchers	...	...	...	163	119	44	93	50	43	...	...	...
Total Group 22 ...	178	111	67	663	457	206	486	277	209	128	93	35
Group 23.—Artificers in Building.												
137.—Stone and marble workers	75	41	34	...	...	...	330	167	163	...	...	...
138.—Masons	312	143	169	835	395	440	813	399	414	362	196	166
139.—Builders and joiners	...	...	...	...	...	...	1	1	...	...	...	...
141.—Mud wall and roof builders	14	6	8	...	...	...	...	...	...	...	...	...
Total Group 23 ...	401	190	211	835	395	440	1,144	567	577	362	196	166
Total Order IX ...	579	301	278	1,498	852	646	1,630	844	786	490	289	201
ORDER X.—VEHICLES AND VESSELS.												
Group 24.—Railway plant.												
144.—Railway mechanics	...	...	...	...	...	...	16	9	7	4	4	...
145.—Permanent-way Inspectors, Foremen, Platelayers, &c.	...	...	...	...	...	...	...	...	...	5	4	1
Total Group 24 ...	...	...	...	...	...	...	16	9	7	9	8	1
Group 25.—Carts, Carriages, &c.												
146.—Cart, carriages, &c., makers and sellers	149	95	54	42	30	12	479	297	182	66	38	28
147.—Palki rickshaw, &c., makers and sellers	...	...	...	2	2	...	...	...	...	...	...	...
Total Group 25 ...	149	95	54	44	32	12	479	297	182	66	38	28
Total Order X ...	149	95	54	44	32	12	495	306	189	75	46	29
ORDER XI.—SUPPLEMENTARY REQUIREMENTS.												
Group 27.—Paper, &c.												
154.—Stationers	168	79	89	612	287	325	570	254	316	69	22	47

This content downloaded from 14.194.219.90 on Fri, 09 Feb 2024 06:46:19 +00:00
All use subject to https://about.jstor.org/terms

Group 28.—Books and prints, &c.												
157.—Press proprietors and printers ...	...	...	...	24	15	9	6	6	...	...	...	...
158.—Book-binders	...	...	...	22	9	13	7	3	4	2	...	2
159.—Book-sellers and publishers ...	22	18	4	30	24	6	13	12	1	2	2	...
Total Group 28	22	18	4	76	48	28	26	21	5	4	2	2
Group 29.—Watches, Clocks and Scientific instruments.												
163.—Watch and clock makers and sellers	...	...	...	...	...	...	4	4	...	...	...	...
Group 30.—Carving, engraving, &c.												
175.—Miga, flint, and talc workers and sellers	408	256	152	...	...	...	...	...	...	...	...	...
Group 31.—Toys, Curiosities, etc.												
177.—Toy, kite and cage makers and sellers	16	16	...	78	42	36	39	22	17	9	4	5
178.—Hukka-stem makers and sellers ...	50	27	23	47	26	21	97	59	38	...	...	...
Total Group 31 ...	66	43	23	125	68	57	136	81	55	9	4	5
Group 32.—Music and Musical Instruments.												
183.—Music and musical instrument dealers	4	4	...	6	...	6	3	...	3	7	...	7
184.—Conch dealers, drum and horn makers, etc	45	23	22	586	294	292	131	63	68	270	134	136
Total Group 39 ...	49	27	22	592	294	298	134	63	71	277	134	143
Group 33.—Necklaces, Bracelets, Beads, etc.												
185.—Bangle makers and sellers in lac ...	204	94	110	444	227	217	134	64	70	...	...	...
186.—Bangle makers and sellers in stone	...	...	...	...	...	...	36	15	21	...	...	...
187.—Bangle makers and sellers in wood and bone	...	...	...	...	...	...	59	31	28	3	3	...
189.—Bangle makers and sellers in glass ...	8	3	5	67	31	36	...	...	...	1	1	...
189—A.—Bangles makers and sellers (unspecified)	521	274	247	2,064	1,029	1,035	19	5	14	4	...	4
191.—Imitation and pewter jewelry makers and sellers	...	...	...	115	61	54	52	23	29	...	...	...
192.—Bead makers and sellers	...	...	...	205	96	109	191	92	99	50	26	24
193.—Rosary and necklace makers and sellers	42	19	23	58	48	10	1	1	...	...	...	...
194.—Flower garland makers and sellers	173	95	78	73	50	23	9	4	5	118	83	35
195.—Artificial flower and caste-mark spangle makers and sellers	...	...	...	266	170	96	...	...	...	...	...	...
196.—Sacred thread makers and sellers ...	...	...	...	...	...	...	56	18	38	...	...	...
Total Group 33 ...	948	485	463	3,292	1,719	1,580	557	253	304	176	113	63

This content downloaded from 14.194.219.90 on Fri, 09 Feb 2024 06:46:19 +00:00
All use subject to https://about.jstor.org/terms

Occupations.	Hazáribágh.			Lohardaga.			Manbhum.			Singhbhum.		
	Total.	Male.	Female.	Total.	Male.	Female.	Total.	Male.	Female.	Total.	Male.	Female.
CLASS D—*continued.*												
***ORDER XI*—concluded.**												
Group 36.—Tools and Machinery.												
204.—*Knife and tools makers and sellers...*	248	112	136	119	55	64	1,585	928	657	2	...	2
204-A.—*Plough makers and sellers* ...	3,750	2,114	1,636	855	407	448	1,712	883	829	1	1	...
206.—*Looms and Loom-comb makers and sellers*	...	...	...	...	...	...	10	4	6	...	...	...
Total Group 36 ...	3,998	2,226	1,772	974	462	512	3,307	1,815	1,492	3	1	2
Group 37.—Arms and Ammunition.												
209.—*Gun makers, menders and sellers* ...	6	2	4	...	...	...	33	33	...	...	...	...
211.—*Gun powder makers and sellers* ...	13	7	6	1	1	...	1	1	...	...	...	...
212.—*Fire-work makers and sellers*	47	22	25	172	89	83	27	14	13	...	...	...
216.—*Cudgel makers and sellers*	...	...	...	234	121	113	...	...	...	...	...	...
Total Group 37 ...	66	31	35	407	211	196	61	48	13	...	...	...
Total Order XI ...	5,735	3,165	2,570	6,068	3,082	2,986	4,795	2,539	2,256	538	276	262
ORDER XII.—TEXTILE FABRICS AND DRESS.												
Group 38.—Wool and Fur.												
218.—*Shawl weavers and sellers*	5	5	...	1	1	...	...	...	...	...	...	...
220.—*Blanket weavers and sellers*	182	108	74	2,724	1,325	1,399	8	6	2	26	22	4
221.—*Woollen cloth manufacturers and dealers*	...	...	...	...	...	...	22	10	12	...	...	...
222.—*Woollen yarn spinners and sellers* ...	...	...	...	47	23	24	...	...	...	...	...	...
225.—*Fur dealers...*	...	...	...	...	...	...	...	...	...	77	48	29
Total Group 38 ...	187	113	74	2,772	1,349	1,423	30	16	14	103	70	33
Group 39.—Silk.												
227.—*Silk carders and spinners*	2	2	...	15	6	9	179	21	158	...	...	...
228.—*Silk weavers and dealers*	6	1	5	41	21	20	212	164	48	358	183	175
Total Group 39 ...	8	3	5	56	27	29	391	185	206	358	183	175

This content downloaded from 14.194.219.90 on Fri, 09 Feb 2024 06:46:19 +00:00
All use subject to https://about.jstor.org/terms

Group 40.—Cotton.												
231.—Cotton cleaners, pressers and ginners	342	77	265	1,890	671	1,019	83	39	44	...	...	...
231—A. Raw cotton dealers	...	...	...	124	66	58	4	4	...	...	...	...
232.—Cotton carpet, &c., makers and sellers	58	23	35	54	26	28	...	...	...	...	...	...
233.—Cotton spinners, sizers and yarn beaters	1,865	360	1,505	4,950	652	4,298	837	150	687	106	12	94
234.—Cotton weavers, mill-owners and managers	18,426	11,020	7,406	43,963	21,959	22,004	20,642	10,881	9,761	16,062	7,887	8,175
236.—Calenderers, fullers, and printers ...	10	7	3	21	21	...	...	...	...	...	...	...
237.—Cotton dyers	39	12	27	320	170	150	13	...	13	...	...	...
Total Group 40 ...	20,740	11,499	9,241	51,322	23,765	27,557	21,579	11,074	10,505	16,168	7,899	8,269
Group 41.—Jute, Flax, Coir, &c.												
240.—Flax spinners, weavers and sellers ...	44	18	26	55	24	31	...	...	...	112	61	51
241.—Rope makers and sellers	438	155	283	1,830	905	925	150	78	72	205	93	112
243.—Sacking, tarpaulin and gunny makers and sellers	27	13	14	179	28	151	1	...	1	7	4	3
244.—Net makers and sellers	26	8	18	2	2	...	276	155	121	6	3	3
Total Group 41 ...	535	194	341	2,066	959	1,107	427	233	194	330	161	169
Group 42.—Dress.												
247.—Tailors and darners	1,954	814	1,140	3,000	1,460	1,540	936	507	429	253	115	138
249.—Outfitters and cloths and quilt dealers	...	...	...	...	...	...	3	3	...	7	7	...
250.—Hosiers and harberdashers	...	...	...	...	...	...	42	36	6	...	...	...
251.—Hat, cap, and turban makers and sellers	1	1	...	12	12	...	56	...	56	...	...	...
253.—Umbrella makers and sellers	...	...	...	4	4	...	36	27	9	6	...	6
254.—Embroiderers and lace and muslin makers	95	...	95	...	...	...	...	...	...	...	...	...
257.—Piece-good dealers	2,174	1,358	816	1,761	973	788	2,071	1,177	894	474	385	89
Total Group 42 ...	4,224	2,173	2,051	4,777	2,449	2,328	3,144	1,750	1,394	740	507	233
Total Order XII ...	25,694	13,982	11,719	60,993	28,549	32,444	25,571	13,258	12,313	17,699	8,820	8,879
ORDER XIII.—METALS AND PRECIOUS STONES.												
Group 43.—Gold, Silver, &c.												
258.—Gold and silver dealers	25	12	13	...	...	...	150	97	53	6	3	3
259 & 260.—Gold and silver assayers and workers	1,930	968	962	3,292	1,686	1,606	2,136	1,058	1,078	426	231	195
262.—Goldsmith's dust washers	1	1	...	44	18	26	224	112	112	185	100	85
263.—Gold miners, managers, agents ...	...	...	...	...	...	...	6	6	...	...	...	...
275.—Cornelian and agate cutters and sellers	...	...	...	...	...	...	75	33	42	...	...	...
Total Group 43 ...	1,956	981	975	3,336	1,704	1,632	2,591	1,306	1,285	627	334	293

This content downloaded from 14.194.219.90 on Fri, 09 Feb 2024 06:46:19 +00:00
All use subject to https://about.jstor.org/terms

Occupations.	Hazáribágh.			Lohardaga.			Manbhum.			Singhbhum.		
	Total.	Male.	Female.	Total.	Male.	Female.	Total.	Male.	Female.	Total.	Male.	Female.
CLASS D—*continued.*												
***ORDER XIII*—concluded.**												
Group 44.—Brass, Copper, and Bell-metal.												
276.—Brass workers and sellers	476	277	*199*	585	163	*422*	669	402	267	285	145	*140*
277.—Brass-pot makers and sellers	381	159	*222*	...	...	...	432	335	*97*	...	...	...
281.—Bell-metal workers and sellers ...	424	284	*140*	611	326	*285*	248	99	*149*	34	24	*10*
282.—General workers in brass, copper, &c.	903	361	*542*	1,443	869	*574*	421	201	220	679	363	*316*
283.—Brass and copper dealers	...	...	...	...	...	...	59	59	...	...	...	...
Total Group 44 ...	2,184	1,081	*1,103*	2,639	1,358	*1,281*	1,829	1,146	*683*	998	532	*466*
Group 45.—Tin, Zinc, Mercury, and Lead.												
284.—Tin workers and sellers	7	4	*3*	281	151	*130*	50	25	25	2	...	2
287.—Lead and quicksilver workers and sellers	50	22	28	...	...	...	...	...	...	...	...	...
288.—General workers in tin, lead and zinc	...	...	...	131	69	62	...	...	...	...	...	...
Total Group 45 ...	57	26	*31*	412	220	*192*	50	25	25	2	...	2
Group 46.—Iron and Steel.												
289.—Iron and steel founders, smelters and sellers	...	...	...	99	58	*41*	1,291	636	*655*	...	...	...
290.—Blacksmiths	6,989	3,569	*3,420*	29,852	15,273	*14,579*	8,505	4,354	*4,151*	5,377	2,694	*2,683*
291.—Iron and hardware dealers	494	251	*243*	18	9	*9*	755	392	*363*	33	17	*16*
293.—Lock makers and sellers	...	...	...	2	2	...	19	11	*8*	...	...	...
Total Group 46 ...	7,483	3,820	*3,663*	29,971	15,342	*14,629*	10,570	5,393	*5,177*	5,410	2,711	*2,699*
Total Order XIII ...	11,680	5,908	*5,772*	36,358	18,624	*17,734*	15,040	7,870	*7,170*	7,037	3,577	*3,460*
ORDER XIV.—GLASS, POTTERY AND STONEWARE.												
Group 47.—Glass and Chinaware.												
296.—Bottle dealers	...	...	...	...	...	...	2	...	2	19	...	*19*
297.—Glass and Chinaware dealers	...	...	...	54	32	*22*	16	7	*9*	...	...	...
Total Group 47 ...	...	...	...	54	32	*22*	18	7	*11*	19	...	*19*

This content downloaded from 14.194.219.90 on Fri, 09 Feb 2024 06:46:19 +00:00
All use subject to https://about.jstor.org/terms

Group 48.—Earthen and stoneware.												
298.—Potters and pipe-bowl makers and sellers	12,322	6,129	6,193	15,743	7,824	7,919	8,004	3,933	4,079	3,593	1,799	1,794
298—A.—Image and sellers	4	...	4	30	12	18	31	9	22	...	...	...
299.—Grindstone and millstone makers and sellers	395	217	178	400	185	215	367	239	128	1,913	978	935
Total Group 48 ...	12,721	6,346	6,375	16,173	8,021	8,152	8,402	4,180	4,229	5,506	2,777	2,729
Total Order XIV ...	12,721	6,346	6,375	16,227	8,053	8,174	8,420	4,187	4,233	5,525	2,777	2,748
ORDER XV.—WOOD, CANE AND LEAVES, &c.												
Group 49.—Timber and wood.												
302.—Timber and bamboo agents and dealers	5,821	2,235	3,586	7,380	2,628	4,752	2,261	848	1,413	1,986	941	1,045
303.—Wood cutters and sawyers	80	43	37	450	237	213	287	140	147	39	18	21
304.—Carpenters	5,261	2,627	2,634	4,918	2,424	2,494	1,893	968	925	346	214	132
305.—Coopers and box makers	178	99	79	53	27	26	45	28	17	...	...	...
Total Group 49 ...	11,340	5,004	6,336	12,801	5,316	7,485	4,486	1,984	2,502	2,371	1,173	1,198
Group 50.—Cane work, matting and leaves, &c.												
306.—Bamboo and rattan splitters, workers and sellers	6,593	3,137	3,456	6,251	3,066	3,185	1,952	1,091	861	1,491	865	626
307.—Basket weavers and winnowing pan makers and sellers	2,128	1,031	1,095	6,406	2,779	3,627	8,275	3,763	4,512	1,217	545	672
308.—Mat makers and sellers	89	31	58	178	75	103	581	249	332	73	31	42
310.—Leaf-plate makers and sellers	52	19	33	212	90	122	664	158	506	188	65	123
311.—Tooth-stick sellers	...	...	...	67	18	49	7	1	6	...	...	...
312.—Leaf-fan makers and sellrs	4	2	2	13	7	6	5	3	2	...	...	...
313.—Brush and comb makers and sellers	51	29	22	952	525	427	348	185	163	67	29	38
314.—Broom makers and sellers	...	...	...	16	3	13	125	44	81	5	...	5
315.—Pith and bark collectors, workers and sellers	...	...	...	12	6	6	13	10	3	...	...	...
Total Group 50 ...	8,915	4,249	4,666	14,107	6,569	7,538	11,970	5,504	6,466	3,041	1,535	1,506
Total Order XV ...	20,255	9,253	11,002	26,908	11,885	15,023	16,456	7,488	8,968	5,412	2,708	2,704
ORDER XVI.—DRUGS, GUMS, DYES &c.												
Group 51.—Gums, Wax, and similar Forest produce.												
319.—Catechu preparers and sellers	125	42	83	525	324	201	3	...	3	...	...	...
320.—Lac collectors and sellers	83	38	45	923	358	565	6,597	3,399	3,198	191	110	81
321.—Sealing-wax makers and sellers ...	9	4	5	...	...	...	...	...	...	...	...	...
323.—Wax, honey and minor forest produce collectors and sellers	42	20	22	5	...	5	22	...	22	113	70	43
Total Group 51 ...	259	104	155	1,453	682	771	6,622	3,399	3,223	304	180	124

This content downloaded from 14.194.219.90 on Fri, 09 Feb 2024 06:46:19 +00:00
All use subject to https://about.jstor.org/terms

CHUTIA NAGPUR DIVISION—*continued.*

Occupations.	Hazaribagh.			Lohardaga.			Manbhum.			Singhbhum.		
	Total.	Male.	Female.	Total.	Male.	Female.	Total.	Male.	Female.	Total.	Male.	Female.
CLASS D—*concluded.*												
ORDER XVI—concluded.												
Group 52.—Drugs, dyes, pigments, &c.												
324.—*Chemists and Druggists*	...	...	...	39	23	16	7	4	3	2	2	...
328.—*Soap makers and sellers*	15	4	11	10	3	7	64	56	28	...	...	...
332.—*Ink makers and sellers*	...	...	...	38	19	19	...	...	...	...	...	...
336.—*Kankus (red powder) preparers and sellers*	...	...	...	64	18	46	1	1	...	5	1	4
337.—*Perfume preparers and sellers* ...	2	2	...	48	13	35	51	27	24	1	1	...
Total Group 52 ...	17	6	11	199	75	124	153	88	65	8	4	4
Total Order XVI ...	278	110	168	1,852	757	895	6,775	3,487	3,288	312	184	128
ORDER XVII.—LEATHER, HORNS, BONES AND GREASE.												
Group 53.—Leather, &c.												
338.—*Tanners, curriers and hide sellers* ...	409	212	197	...	...	...	55	29	26	71	45	26
339.—*Shoe, sandals, boot makers and sellers*	9,613	4,942	4,671	9,502	4,748	4,754	4,451	2,284	2,167	617	313	304
342.—*Hide, horns and bone dealers* ...	138	83	55	586	319	267	584	291	293	373	187	186
Total Group 53 and Order XVII ...	10,160	5,237	4,923	10,088	5,067	5,021	5,090	2,604	2,486	1,061	545	516
TOTAL CLASS D ...	134,920	67,303	67,617	212,330	102,219	110,111	143,106	70,373	72,733	49,135	24,104	25,031
CLASS E.—COMMERCE; TRANSPORT, STORAGE.												
ORDER XVIII.—COMMERCE.												
Group 54.—Dealers in money and securities.												
347.—*Money lenders and pawnbrokers* ...	138	57	79	202	91	111	1,618	803	815	5	4	1
350.—*Money changers and testers* ...	84	38	46	280	129	151	...	...	...	...	...	...
351.—*Bank clerks, cashiers, bill-collectors* ...	...	...	...	...	...	...	21	11	10	...	...	...
Total Group 54 ...	220	95	125	482	220	262	1,640	814	825	5	4	1

This content downloaded from
14.194.219.90 on Fri, 09 Feb 2024 06:46:19 +00:00
All use subject to https://about.jstor.org/terms

Group 55.—General Merchandise.												
352.—General merchants	5,162	2,781	2,441	4,624	2,360	2,264	2,272	1,125	1,147	529	287	242
353.—Merchants' managers, clerks, &c. ...	321	218	103	112	64	48	97	58	39	76	53	23
Total Group 55 ...	5,483	2,999	2,544	4,736	2,424	2,312	2,369	1,183	1,186	605	340	265
Group 56.—Dealing unspecified.												
354.—Shop-keepers' clerks, salesmen, &c.	...	...	...	...	...	...	18	7	11	...	...	...
355.—Shop-keepers and money-lenders' servants	26	15	11	...	...	...	150	128	22	...	...	...
356.—Shop-keepers, otherwise unspecified	4,738	2,411	2,327	2,258	991	1,267	1,182	562	620	140	127	13
357.—Pedlars, hawkers, &c.	338	154	184	706	334	372	201	146	155	37	12	25
Total Group 56 ...	5,102	2,580	2,522	2,964	1,325	1,639	1,651	843	808	177	139	38
Group 57.—Middlemen, &c.												
(a).—Brokers, &c.												
358.—Brokers, agents, dubash	52	32	20	936	553	383	950	527	423	406	202	204
Total Group 57(a) ...	52	32	20	936	553	383	950	527	423	406	202	204
(b).—Contractors and farmers.												
360.—Farmers of tolls and ferries	4	4	...	97	63	34	...	...	...	399	206	193
360—A.—Lessees of pounds	...	...	...	...	...	...	19	16	3	...	...	...
362.—Lessees and superintendents of markets, &c.	4	4	...	23	8	15	1	...	1	...	...	...
363.—Contractors, otherwise unspecified...	4,216	2,311	1,905	49	49	...	637	451	186	223	123	100
364.—Contractors for labour, emigration agents	251	137	114	129	82	47	221	114	107	25	13	12
Total Group 57(b) ...	4,475	2,456	2,019	298	202	96	878	581	297	647	342	305
Total Group 57 ...	4,527	2,488	2,039	1,234	755	479	1,828	1,108	720	1,053	544	509
Total XVIII ...	15,332	8,102	7,230	9,298	4,724	4,679	7,488	3,957	3,531	1,840	1,027	813
ORDER XIX.—TRANSPORT STORAGE.												
Group 58.—Railway.												
(a).—Administration.												
369.—Engineers	4	2	2	5	3	2	3		1	...	...	...
370.—Clerical staff in Railway establishment	...	...	...	...	...	...	13	7	6	10	5	5
Total Group 58(a) ...	4	2	2	5	3	2	16	9	7	10	5	5

This content downloaded from 14.194.219.90 on Fri, 09 Feb 2024 06:46:19 +00:00
All use subject to https://about.jstor.org/terms

Occupations.	Hazáribágh.			Lohardaga.			Manbhum.			Singhbhum.		
	Total.	Male.	Female.	Total.	Male.	Female.	Total.	Male.	Female.	Total.	Male.	Female.
CLASS E—*concluded.*												
***ORDER XIX*—concluded.**												
Group 58—*concluded.*												
(*b*).—Working staff.												
371.—Station-masters and Inspectors, &c.	3	3	...	...	...	...	22	19	3	29	26	3
372.—Guards, drivers, firemen, &c.	...	...	...	...	...	...	125	67	58	33	16	17
373.—Pointsmen, shunters, &c.	73	32	41	...	...	...	399	200	199	167	100	67
Total Group 58(b) ...	76	35	41	...	...	...	546	286	260	229	142	87
Total Group 58 ...	80	37	43	5	3	2	562	295	267	239	147	92
Group 59.—Road.												
(*a*).—Cart and carriage owners and drivers, &c.												
374.—Tramway, mail carriage owners and drivers, &c.	...	...	...	...	...	...	...	...	...	...	...	...
375.—Cart owners and drivers, &c.	1,919	1,153	766	703	490	213	1,648	1,164	489	964	525	439
376.—Palki owners and bearers	515	366	149	153	3	150	845	470	375	64	28	36
Total Group 59(a) ...	2,434	1,519	915	856	493	363	2,491	1,634	857	1,028	553	475
(*b*).—Carriers by pack animals.												
379.—Pack bullock owners and drivers ...	4,273	2,115	2,158	6,130	3,023	3,107	...	...	...	...	...	...
380.—Pack camel, elephant owners and drivers, &c.	13	11	2	...	...	...	...	...	...	...	...	...
Total Group 59(b) ...	4,286	2,126	2,160	6,130	3,023	3,107	...	...	...	...	...	...
Total Group 59 ...	6,720	3,645	3,075	6,986	3,516	3,470	2,491	1,634	857	1,028	553	475
Group 60.—Water.												
(*a*).—Owners, &c. of vessels.												
383.—Boat and barge owners, &c. ...	...	...	...	...	...	...	2	...	2	...	...	...

This content downloaded from 14.194.219.90 on Fri, 09 Feb 2024 06:46:19 +00:00
All use subject to https://about.jstor.org/terms

(b).—Working staff of vessels.												
384.—Ships' Officers, Engineers, Mariners, &c.	...	...	...	...	...	...	4	4	...	...	...	...
385.—Boat and barge men	1	1	...	...	...	...	371	178	193	38	28	8
Total Group 60(b) ...	1	1	...	...	...	...	375	182	193	38	28	8
Total Group 60 ...	1	1	...	...	...	....	377	182	195	38	28	8
Group 61.—Messages.												
(a)—Post, &c.												
390.—Postal Directors, Post-masters and Clerks	43	17	26	2	2	...	138	81	57	25	13	12
391.—Postal messengers, runners, &c. ..	263	156	107	138	87	51	231	148	83	185	96	89
392.—Messengers (unspecified)	947	545	402	1,775	900	875	892	467	425	888	471	397
Total Group 61(a) ...	1,253	718	535	1,915	989	926	1,261	696	565	1,078	580	498
(b)—Telegraph and telephone.												
394.—Signallers and messengers	...	...	...	...	...	...	...	...	...	2	2	...
Total Group 61(b) ...	...	...	...	...	...	...	...	...	...	2	2	...
Total Group 61 ...	1,253	718	535	1,915	989	926	1,261	696	565	1,080	582	498
Group 62.—Storage and weighing.												
398.—Porters (general)	2	2	...	...	...	...	85	23	62	...	...	...
399.—Weighmen and measurers	22	12	10	2	1	1	53	30	23	8	5	3
Total Group 62 ...	24	14	10	2	1	1	138	53	85	8	5	3
Total Order XIX ...	8,078	4,415	3,663	8,908	4,509	4,399	4,829	2,860	1,969	2,391	1,315	1,076
TOTAL CLASS E ...	23,410	12,517	10,893	18,304	9,233	9,071	12,317	6,817	5,500	4,231	2,342	1,889
CLASS F.—PROFESSIONS.												
ORDER XX.—LEARNED AND ARTISTIC PROFESSIONS.												
Group 63.—Religion.												
(a)—Priests, Ministers, &c.												
401.—Priests, Ministers, preachers and missionaries	7,705	4,243	3,462	4,392	2,297	2,095	3,162	1,762	1,400	286	105	181
402.—Catechists, readers, Zanana Mission service	...	...	...	...	...	...	10	9	1	...	...	...
403.—Exorcists, hail-averters, &c.	...	...	...	34	18	16	3	3	...	...	...	...
Total Group 63 (a) ...	7,705	4,243	3,462	4,426	2,315	2,111	3,175	1,774	1,401	286	105	181

This content downloaded from 14.194.219.90 on Fri, 09 Feb 2024 06:46:19 +00:00
All use subject to https://about.jstor.org/terms

Occupations.	Hazáribágh.			Lohardaga.			Manbhum.			Singhbhum.		
	Total.	Male.	Female.	Total.	Male.	Female.	Total.	Male.	Female.	Total.	Male.	Female.
CLASS F.—*continued.*												
ORDER XX.—continued.												
Group 63.—*concluded.*												
(*b*).—Subsidiary religious services.												
404.—Religious mendicants, inmates of monasteries, convents, etc.	25	18	7	52	27	25	17	17	...	64	33	31
405.—Church, temple, masjid service ...	...	...	...	396	203	193	88	59	29	...	...	...
405-A.—Circumcisors	2	2	...	...	...	...	15	1	14	6	6	...
Total Group 63 (b) ...	27	20	7	448	230	218	120	77	43	70	39	31
Total Group 63 ...	7,732	4,263	3,469	4,674	2,545	2,329	3,295	1,851	1,444	356	144	212
Group 64.—Education.												
406.—Administrative and Inspecting official	36	21	15	...	...	...	16	11	5	...	...	...
407.—Principals, Professors, Teachers ...	1,526	852	674	685	365	320	1,428	787	641	491	217	274
408.—Clerks, &c., on establishments of educational institutions	...	...	...	...	...	...	8	3	5	6	4	2
Total Group 64 ...	1,562	873	689	685	365	320	1,452	801	651	497	221	276
Group 65.—Literature.												
411.—Private Secretaries and clerks ...	387	218	169	1,259	657	602	538	288	250	53	28	25
412.—Public Scribes and copyists	23	14	9	...	...	...	74	39	35	...	...	...
Total Group 65 ...	410	232	178	1,259	657	602	612	327	285	53	28	25
Group 66.—Law.												
414.—Barristers, Advocates and pleaders...	127	70	57	156	94	62	183	107	76	26	20	6
416.—Law-agents, Mukhtars, &c.	81	41	40	243	114	129	96	42	54	2	2	...
417.—Articled clerks and other lawyers' clerks	10	6	4	104	63	41	13	6	7	22	22	...
418.—Stamp Vendors	4	3	1	29	16	13	55	34	21	...	...	...
419.—Petition writers	...	...	...	...	...	...	14	14	...	35	18	17
Total Group 66 ...	222	120	102	532	287	245	361	203	158	85	62	23

This content downloaded from 14.194.219.90 on Fri, 09 Feb 2024 06:46:19 +00:00
All use subject to https://about.jstor.org/terms

Group 67.—Medicine.												
(a).—Practitioners.												
421.—Practitioners by diploma	4	3	1	30	17	13	2	...	2	6	4	2
422.—Practioners without diploma	718	339	379	668	323	345	737	376	361	266	131	135
425.—Vaccinators	69	33	36	95	52	43	63	33	30	...	...	...
426.—Midwives	466	187	279	1,561	690	871	718	82	636	11	7	4
Total Group 67 (a) ...	1,257	562	695	2,354	1,082	1,279	1,520	491	1,029	283	142	141
(b).—Subsidiary Medical services.												
428.—Compounders, Nurses, &c.	...	...	...	..	...	...	14	5	9	2	2	...
Total Group 67 (b) ...	...	...	...	...	...	...	14	5	9	2	2	...
Total Group 67 ...	1,257	562	695	2,354	1,082	1,279	1,534	496	1,038	285	144	141
Group 68.—Engineering and surveying.												
(a).—Engineers, Architects and Surveyors.												
429.—Administrative and Inspecting staff	...	...	...	...	...	...	...	...	...	2	2	...
430.—Civil Engineers and architects ...	...	...	...	...	...	...	16	7	9	5	2	3
Total Group 68 (a) ...	...	...	...	...	...	...	16	7	9	7	4	3
(b).—Subsidiary Staff.												
432.—Draughtsmen	9	9	...	3	3	...	87	71	16	37	22	15
Total Group 68 (b) ...	9	9	...	3	3	...	87	71	16	37	22	15
Total Group 68 ...	9	9	...	3	3	...	103	78	25	44	26	18
Group 69.—Other sciences.												
(b).—Minor sciences.												
437.—Astrologers, Genealogists and Horoscope casters	...	...	...	...	...	...	217	112	105	...	...	...
Total Group 69 (b) ...	...	...	...	...	...	...	217	112	105	...	...	...
Total Group 69 ...	...	...	...	...	...	...	217	112	105	...	...	...

This content downloaded from 14.194.219.90 on Fri, 09 Feb 2024 06:46:19 +00:00
All use subject to https://about.jstor.org/terms

Occupations.	Hazáribágh.			Lohardaga.			Manbhum.			Singhbhum.		
	Total.	Male.	Female.	Total.	Male.	Female.	Total.	Male.	Female.	Total.	Male.	Female.
CLASS F—*concluded.*												
***ORDER XX*—concluded.**												
Group 70.—Pictorial art and sculpture.												
440.—Painters, Superintendents of schools of Art, &c.	...	...	...	...	...	...	14	11	*3*	...	...	...
Total Group 70 ...	...	...	...	...	...	...	14	11	*3*	...	...	...
Group 71.—Music, Acting, and dancing.												
444.—Band Masters and players	313	193	*120*	6,125	3,160	*2,965*	4,026	2,138	*1,888*	565	278	*287*
446.—Actors, singers, and dancers	286	117	*169*	843	342	*501*	170	68	*102*	108	39	*69*
Total Group 71 ...	599	310	*289*	6,968	3,502	*3,466*	4,196	2,206	*1,990*	673	317	*356*
Total Order XX ...	11,791	6,369	*5,422*	16,675	8,441	*8,234*	11,784	6,085	*5,699*	1,993	942	*1,051*
ORDER XXI.—SPORT AND AMUSEMENTS.												
Group 72.—Sport.												
447.—Race-course service, Book-makers, &c.	...	...	...	11	11	...	...	...	...	...	...	...
448.—Shikaris, falconers, bird-catchers ...	229	130	*99*	211	107	*104*	47	31	*16*	4	4	...
Total Group 72 ...	229	130	*99*	222	118	*104*	47	31	*16*	4	4	...
Group 73.—Exhibition and games.												
(*a*).—Catching, Training and exhibiting animals.												
450.—Exhibitors of Trained animals ...	...	...	...	19	19	...	74	58	*16*	...	...	...
Total Group 73 (a) ...	...	...	...	19	19	...	74	58	*16*	...	...	...
(*b*).—Conjuring, Fortune-telling and other exhibitions.												
453.—Buffoons	...	...	...	2	2	...	...	...	...	...	...	...
454.—Story and ballad-reciters	...	...	...	1	1	...	3	3	...	...	...	...

This content downloaded from 14.194.219.90 on Fri, 09 Feb 2024 06:46:19 +00:00
All use subject to https://about.jstor.org/terms

455.—Exhibitors of puppets												
456.—Conjurors and Fortune-tellers ...	31	16	*15*	15	15	...	3	...	3	...	...	...
Total Group 73 (b) ...	34	19	*15*	18	18	...	6	3	3	...	...	...
(c).—Acrobatics and athletics.												
457.—Tumblers, Acrobats, Wrestlers, &c. ...	...	...	...	9	9	...	23	13	*10*	...	...	...
Total Group 73 (c) ...	...	...	...	9	9	...	23	13	*10*	...	...	...
Total Group 73 ...	34	19	*15*	48	46	...	103	74	29	...	...	...
Total Order XXI ...	283	149	*114*	268	164	*104*	150	105	*45*	4	4	...
TOTAL CLASS F ...	12,054	6,518	5,536	16,943	8,605	8,338	11,934	6,190	5,744	1,997	946	1,051
CLASS G.—INDEFINITE AND INDEPENDENT.												
ORDER XXIII.—INDEFINITE.												
Group 74.—Unskilled labour.												
(a) Special branches.												
461.—Well Sinkers	27	15	*12*	...	...	...	...	...	...	...	...	...
462.—Tank-diggers and excavators	354	143	*211*	2,368	1,125	*1,243*	5,665	2,797	*2,868*	78	35	*41*
463.—Road, Canal and Railway labourers	16	9	*7*	17	13	*4*	1,354	896	*458*	22	...	*22*
464.—Quarrymen	...	...	...	...	...	...	831	420	*411*	...	...	...
466.—Rice-pounders and huskers	3,097	400	*2,697*	1,255	357	*898*	6,728	1,107	*5,621*	1,288	75	*1,213*
Total Group 74 (a) ...	3,494	567	*2,927*	3,640	1,495	*2,145*	14,578	5,220	*9,358*	1,388	110	*1,276*
(b) General.												
467.—General labour	266,603	99,448	*167,155*	197,499	94,826	*102,673*	123,637	53,661	*69,976*	102,202	49,690	*52,512*
Total Group 74 (b) ...	266,603	99,448	*167,155*	197,499	94,826	*102,673*	123,637	53,661	*69,976*	102,202	49,690	*52,512*
Total Group 74 ...	270,097	100,015	*170,082*	201,139	96,321	*104,818*	138,215	58,881	*79,334*	103,588	49,800	*53,788*
Group 75.—Undefined, &c.												
468.—A.—Indefinite and unspecified ...	154	88	*66*	1,909	1,068	*841*	5	...	*5*	63	36	*27*
468.—B.—Disreputable means of livelihood	134	18	*116*	54	13	*41*	418	14	*404*	123	12	*111*
Total Group 75 ...	288	106	*182*	1,963	1,081	*882*	423	14	*409*	186	48	*138*
Total Order XXIII ...	270,385	100,121	*170,264*	203,102	97,402	*105,700*	138,638	58,895	*79,743*	103,774	49,848	*53,926*

This content downloaded from 14.194.219.90 on Fri, 09 Feb 2024 06:46:19 +00:00
All use subject to https://about.jstor.org/terms

Occupations.	Hazáribágh.			Lohardaga.			Manbhum.			Singhbhum.		
	Total.	Male.	Female.	Total.	Male.	Female.	Total.	Male.	Female.	Total.	Male.	Female.
CLASS G.—*concluded.*												
ORDER XXIV.—INDEPENDENT OF WORK.												
Group 76.—Property and alms.												
(*a*) Property and allowances.												
469.—House-rent, shares, &c.	...	...	...	32	32	...	28	1	27	3	...	3
470.—Allowances from patrons or relatives	...	...	...	285	164	*121*	781	418	*363*	2	2	...
Total Group 76 (a) ...	...	...	...	317	196	*121*	809	419	*390*	5	2	3
(*b*) Charity and endowment.												
471.—Educational or other endowments ...	...	...	...	6	5	*1*	...	...	...	...	...	...
472.—Mendicancy	7,002	3,169	*3,833*	10,120	5,564	*4,556*	10,984	5,414	*5,570*	6,432	3,378	*3,054*
Total Group 76 (b) ...	7,002	3,169	*3,833*	10,126	5,569	*4,557*	10,984	5,414	*5,570*	6,432	3,378	*3,054*
Total Group 76 ...	7,002	3,169	*3,833*	10,443	5,765	*4,678*	11,793	5,833	*5,960*	6,437	3,380	*3,057*
Group 77.—Supported at the public charge.												
(*a*) Pension.												
473.—Pension, Civil Service	...	...	...	...	...	...	13	9	4	...	...	...
474.—Pension, Military Services	106	74	*32*	86	73	*13*	3	...	*3*	27	27	...
474—A.—Pension (unspecified)	4	4	...	104	84	*20*	80	14	*66*	31	2	*29*
Total Group 77 (a) ...	110	78	*32*	190	157	*33*	96	23	*73*	58	29	*29*
(*b*) Prisoners.												
476.—Prisoners under trial	8	7	*1*	29	29	...	8	8	...	11	11	...
478.—Prisoners, convicted or in Reformatories, &c.	174	163	*11*	247	239	*8*	91	89	*2*	93	88	*5*
Total Group 77 (b) ...	182	170	*12*	276	268	*8*	99	97	*2*	104	99	*5*
Total Group 77 ...	292	248	*44*	466	425	*41*	195	120	*75*	162	128	*34*
Total Order XXIV ...	7,294	3,417	*3,877*	10,909	6,190	*4,719*	11,988	5,953	*6,035*	6,599	3,508	*3,091*
TOTAL CLASS G ...	277,679	103,538	174,141	214,011	103,592	110,419	150,626	64,848	85,778	110,373	53,356	57,017

This content downloaded from 14.194.219.90 on Fri, 09 Feb 2024 06:46:19 +00:00
All use subject to https://about.jstor.org/terms

DIVISIONAL TOTALS.



This content downloaded from
14.194.219.90 on Fri, 09 Feb 2024 06:46:19 +00:00
All use subject to https://about.jstor.org/terms

TABLE XVII—PART B.—OCCUPA

Occupations.	Bardwan Division.			Presidency	
	Total.	Male.	Female.	Total.	Male.
CLASS A.—GOVERNMENT.					
ORDER I.—ADMINISTRATION.					
Group 1.—Service of the Imperial and Local Governments, &c.					
1.—The Viceroy and the Lieutenant-Governor	...	...	...	6	3
2.—Officers	838	325	*513*	1,540	797
3.—Office Superintendents and clerical establishments	6,598	2,982	*3,616*	20,433	13,384
4.—Messengers, constables, &c, ...	11,029	6,659	*4,370*	22,635	14,031
Total Group 1 ...	18,465	9,966	*8,499*	44,614	28,215
Group 2.—Service of Local and Municipal Bodies.					
5.—Inspecting and supervising officials	85	50	*35*	721	417
6.—Clerical establishments	386	201	*185*	1,914	1,492
7.—Menials	159	123	*36*	1,989	1,664
Total Group 2 ...	630	374	*256*	4,624	3,573
Group 3.—Village service.					
8.—Headmen	553	350	*203*	11	11
9.—Accountants	101	48	*53*	31	16
11.—Watchmen	96,937	53,706	*43,231*	46,721	23,693
Total Group 3 ...	97,591	54,104	*43,487*	46,763	23,720
Total Order I ...	116,686	64,444	*52,242*	95,981	55,508
ORDER II.—DEFENCE.					
Group 4.—Army.					
12 & 13.—Officers, Non-commissioned officers, and Privates...	180	178	*2*	3,858	3,550
14.—Followers	...	...	...	1,833	1,556
Total Group 4 and Order II ...	180	178	*2*	5,691	5,106
ORDER III.—FOREIGN AND FEUDATORY STATE SERVICE.					
Group 6.—Administrative Service.					
19.—Chiefs, Consuls, and officers	...	...	...	15	11
20.—Clerical establishments	...	...	...	...	...
21—Menials	...	...	...	...	...
Total Group 6 ...	...	...	...	15	11
Total Order III ...	...	...	...	15	11
TOTAL CLASS A ...	116,866	64,622	52,244	101,687	60,625

This content downloaded from
14.194.219.90 on Fri, 09 Feb 2024 06:46:19 +00:00
All use subject to https://about.jstor.org/terms

TIONS.—DIVISIONAL TOTALS.

Division.	Rajshahi Division.			Dacca Division.		
Female.	Total.	Male.	Female.	Total.	Male.	Female.
3	...	...	...	...	...	...
743	287	142	145	1,192	472	720
7,049	2,471	1,321	1,150	9,572	5,186	4,386
8,604	6,390	4,219	2,171	16,003	9,137	6,866
16,399	9,148	5,682	3,466	26,767	14,795	11,972
304	18	11	7	84	51	33
422	153	78	75	272	119	153
325	193	146	47	600	322	278
1,051	364	235	129	956	492	464
...	151	83	68	541	260	281
15	47	32	15	149	59	90
23,008	46,245	24,683	21,562	50,260	25,184	25,076
23,023	46,443	24,798	21,645	50,950	25,503	25,447
40,473	55,955	30,715	25,240	78,673	40,790	37,883
308	648	556	92	275	269	6
277	...	...	...	14	6	8
585	648	556	92	289	275	14
4	...	...	...	...	...	...
...	18	9	9	10	5	5
...	34	23	11	8	2	6
4	52	32	20	18	7	11
4	52	32	20	18	7	11
41,062	56,655	31,303	25,352	78,980	41,072	37,908

This content downloaded from
14.194.219.90 on Fri, 09 Feb 2024 06:46:19 +00:00
All use subject to https://about.jstor.org/terms

TABLE XVII—PART B.—OCCUPA

Occupations.	Chittagong Division.			Patna Division.		
	Total.	Male.	Female.	Total.	Male.	Female.
CLASS A.—GOVERNMENT.						
ORDER I.—ADMINISTRATION.						
Group 1.—Service of the Imperial and Local Governments, &c.						
1.—The Viceroy and the Lieutenant-Governor	...	...	...	...	...	...
2.—Officers	320	182	*138*	757	350	*407*
3.—Office Superintendents and clerical establishments	3,182	1,708	*1,474*	6,606	3,950	*2,656*
4.—Messengers, constables, &c. ...	6,349	4,042	*2,307*	30,242	16,843	*13,399*
Total Group 1 ...	9,851	5,932	*3,919*	37,605	21,143	*16,462*
Group 2.—Service of Local and Municipal Bodies.						
5.—Inspecting and supervising officials	2	2	...	...	...	...
6.—Clerical establishments	59	37	*22*	668	415	*253*
7.—Menials	118	58	*60*	406	317	*89*
Total Group 2 ...	179	97	*82*	1,074	732	*342*
Group 3.—Village service.						
8.—Headmen	393	200	*193*	278	143	*135*
9.—Accountants	36	24	*12*	47,594	24,773	*22,821*
11.—Watchmen	23,835	12,209	*11,626*	70,975	38,761	*32,214*
Total Group 3 ...	24,264	12,433	*11,831*	118,847	63,677	*55,170*
Total Order I ...	34,294	18,462	*15,832*	157,526	85,552	*71,974*
ORDER II.—DEFENCE.						
Group 4.—Army.						
12 & 13.—Officers, Non-commissioned officers, and Privates	192	167	*25*	3,128	2,669	*459*
14.—Followers	18	14	*4*	...	...	...
Total Group 4 and Order II ...	210	181	*29*	3,128	2,669	*459*
ORDER III.—FOREIGN AND FEUDATORY STATE SERVICE.						
Group 6.—Administrative service.						
19.—Chiefs, Consuls, and officers ...	...	...	...	...	...	...
20.—Clerical establishments	58	28	*30*	...	...	...
21.—Menials	117	72	*45*	...	...	...
Total Group 6 ...	175	100	*75*	...	...	...
Total Order III ...	175	100	*75*	...	...	...
TOTAL CLASS A ...	34,679	18,743	*15,936*	160,654	88,221	*73,243*

This content downloaded from
14.194.219.90 on Fri, 09 Feb 2024 06:46:19 +00:00
All use subject to https://about.jstor.org/terms

TIONS.—DIVISIONAL TOTALS—*continued.*

Bhagalpur Division.			Orissa Division.			Chutia Nagpur Division.		
Total.	Male.	Female.	Total.	Male.	Female.	Total.	Male.	Female.
...	...	...	...	...	...	...	...	...
355	166	*189*	212	107	*105*	222	121	*101*
3,033	1,738	*1,295*	4,542	2,538	*2,004*	2,177	1,263	*914*
9,352	5,165	*4,187*	16,645	8,709	*7,936*	7,402	4,416	*2,986*
12,740	7,069	*5,671*	21,399	11,354	*10,045*	9,801	5,800	*4,001*
23	13	*10*	25	13	*12*	10	8	*2*
221	119	*102*	202	118	*84*	39	25	*14*
46	31	*15*	687	381	*306*	73	29	*44*
290	163	*127*	914	512	*402*	122	62	*60*
468	250	*218*	4	2	*2*	207	117	*90*
4,720	2,642	*2,078*	1,454	737	*717*	528	241	*287*
44,814	24,088	*20,726*	32,493	16,734	*15,759*	30,120	16,726	*13,394*
50,002	26,980	*23,022*	33,951	17,473	*16,478*	30,855	17,084	*13,771*
63,032	34,212	*28,820*	56,264	29,339	*26,925*	40,778	22,946	*17,832*
468	399	*69*	1,067	765	*302*	727	657	*70*
...	...	...	...	...	...	...	...	...
468	399	*69*	1,067	765	*302*	727	657	*70*
...	...	...	...	...	...	...	...	...
..	...	...	...	...	...	...	...	...
...	...	...	...	...	...	...	...	...
...	...	...	...	...	...	...	...	...
...	...	...	...	...	...	...	...	...
63,500	34,611	28,889	57,331	30,104	27,227	41,505	23,603	17,902

This content downloaded from
14.194.219.90 on Fri, 09 Feb 2024 06:46:19 +00:00
All use subject to https://about.jstor.org/terms

TABLE XVII—PART B.—OCCUPA

Occupations.	Bardwan Division.			Presidency	
	Total.	Male.	Female.	Total.	Male.
CLASS B.—PASTURE AND AGRICULTURE.					
ORDER IV.—LIVE-STOCK.					
Group 8.—Stock breeding and dealing.					
Sub-group (a)—Horses and Horned Cattle.					
24.—Horse breeders and dealers ...	64	40	*24*	254	109
25.—Cattle breeders and dealers ...	17,668	11,580	*6,088*	29,927	25,208
26.—Herdsmen	52,663	41,167	*11,496*	25,326	22,910
27.—Buffalo breeders and dealers ...	477	339	*138*	85	62
Total Sub-group (a) ...	70,872	53,126	*17,746*	55,592	48,289
Sub-group (b)—Other Draught Animals.					
28.—Elephant catchers and dealers ...	6		...	14	14
30.—Ass and mule breeders and dealers	2	2	...	2	2
Total Sub-group (b) ...	8	8	...	16	16
Sub-group (c)—Small Stock.					
31.—Sheep and goat breeders and dealers	1,510	680	*830*	2,192	1,467
32.—Pig breeders and dealers	211	128	*83*	3,756	1,893
Total Sub-group (c) ...	1,721	808	*913*	5,948	3,360
Total Group 8 ...	72,601	53,942	*18,659*	61,556	51,665
Group 9.—Subsidiary services to stock.					
33.—Veterinary Surgeons and cattle doctors	575	449	*126*	458	260
34.—Farriers and gelders	277	199	*78*	509	338
35.—Horse and elephant trainers, &c....	292	159	*133*	175	112
Total Group 9 ...	1,144	807	*337*	1,142	730
Total Order IV ...	73,745	54,749	*18,996*	62,698	52,395
ORDER V.—AGRICULTURE.					
Group 10.—Interest in land.					
37.—Land occupants, not cultivating ...	64,983	32,063	*32 920*	98,537	48,460
38.—Land occupants, cultivating ...	60,192	29,739	*30,453*	5,915	3,126
39.—Lessees of villages	209	103	*106*	26	18
40.—Tenants, not cultivating	176,434	78,702	*97,732*	241,517	117,949
41—Tenants and sharers, cultivating ...	3,661,791	1,790,539	*1,871,252*	3,851,365	1,944,402
Total Group 10 ...	3,963,609	1,931,146	*2,032,463*	4,195,360	2,113,955

This content downloaded from
14.194.219.90 on Fri, 09 Feb 2024 06:46:19 +00:00
All use subject to https://about.jstor.org/terms

TIONS.—DIVISIONAL TOTALS—*continued.*

Division.	Rajshahi Division.			Dacca Division.		
Female.	Total.	Male.	Female.	Total.	Male.	Female.
145	53	37	*16*	65	44	*21*
4,719	8,030	6,512	*1,518*	4,195	2,821	*1,374*
2,416	8,169	7,191	*978*	3,697	3,097	*600*
23	289	252	*37*	229	201	*28*
7,303	16,541	13,992	*2,549*	8,186	6,163	*2,023*
...	8	3	*5*	10	8	*2*
...	...	...	...	80	50	*30*
...	8	3	*5*	90	58	*32*
725	252	129	*123*	394	197	1 *197*
1,863	6,472	3,298	*3,174*	469	218	*251*
2,588	6,724	3,427	*3,297*	863	415	*448*
9,891	2,3273	17,422	*5,851*	9,139	6,636	*2,503*
198	100	49	*51*	155	88	*67*
151	205	164	*41*	219	105	*114*
63	708	499	*209*	334	189	*145*
412	1,013	712	*301*	708	382	*326*
10,303	24,286	18,134	*6,152*	9,847	7,018	*2,829*
48,077	27,286	13,444	*13,842*	158,722	78,256	*80,466*
2,789	400	212	*188*	8,098	4,059	*4,039*
8	381	238	*143*	9	...	*9*
123,568	197,565	93,289	*104,276*	340,709	159,681	*181,028*
1,906,963	5,557,836	2,818,215	*2,739,621*	6,258,318	3,172,159	*3,086,159*
2,081,405	5,783,468	2,925,398	*2,858,070*	6,766,856	3,414,155	*3,351,701*

This content downloaded from
14.194.219.90 on Fri, 09 Feb 2024 06:46:19 +00:00
All use subject to https://about.jstor.org/terms

TABLE XVII—PART B.—OCCUPA

Occupations.	Chittagong Division.			Patna Division.		
	Total.	Male.	Female.	Total.	Male.	Female.
CLASS B.—PASTURE AND AGRICULTURE.						
ORDER IV.—LIVE STOCK.						
Group 8.—Stock breeding and dealing.						
Sub-group (a)—Horses and Horned Cattle.						
24.—Horse breeders and dealers ...	10	10	...	122	70	*52*
25.—Cattle breeders and dealers ...	4,262	3,449	*813*	5,887	3,927	*1,960*
26.—Herdsmen	5,505	5,157	*348*	33,092	19,592	*13,500*
27.—Buffalo breeders and dealers ...	119	115	*4*	1,308	845	*463*
Total Sub-group (a) ...	9,896	8,731	*1,165*	40,409	24,434	*15,975*
Sub-group (b)—Other Draught Animals.						
28.—Elephant catchers and dealers ...	51	22	*29*	...	...	...
30.—Ass and mule breeders and dealers	3	3	...	...	...	...
Total Sub-group (b) ...	54	25	*29*	...	...	...
Sub-group (c)—Small Stock.						
31.—Sheep and goat breeders and dealers	82	34	*48*	4,028	1,937	*2,091*
32.—Pig breeders and dealers	26	26	...	1,604	1,029	*575*
Total Sub-group (c) ...	108	60	*48*	5,632	2,966	*2,666*
Total Group 8 ...	10,058	8,816	*1,242*	46,041	27,400	*18,641*
Group 9.—Subsidiary services to stock.						
33.—Veterinary Surgeons and cattle doctors	116	81	*35*	2	1	*1*
34.—Farriers and gelders	57	32	*25*	2,490	1,461	*1,029*
35.—Horse and elephant trainers, &c....	163	85	*78*	1,753	965	*788*
Total Group 9 ...	336	198	*138*	4,245	2,427	*1,818*
Total Order IV ...	10,394	9,014	*1,380*	50,286	29,827	*20,459*
ORDER V.—AGRICULTURE.						
Group 10.—Interest in land.						
37.—Land occupants, not cultivating ...	95,941	47,470	*48,471*	234,295	118,456	*115,839*
38.—Land occupants, cultivating ...	174,668	87,582	*87,086*	279,801	139,040	*140,761*
39.—Lessees of villages	235	44	*191*	11,958	5,883	*6,075*
40.—Tenants, not cultivating	49,656	24,556	*25,100*	603,828	302,868	*300,960*
41.—Tenants and sharers, cultivating	2,482,318	1,240,392	*1,241,926*	8,033,275	3,815,021	*4,218,254*
Total Group 10 ...	2,802,818	1,400,044	*1,402,774*	9,163,157	4,381,268	*4,781,889*

This content downloaded from
14.194.219.90 on Fri, 09 Feb 2024 06:46:19 +00:00
All use subject to https://about.jstor.org/terms

TIONS.—DIVISIONAL TOTALS—*continued.*

Bhagalpur Division.			Orissa Division.			Chutia Nagpur Division.		
Total.	Male.	Female.	Total.	Male.	Female.	Total.	Male.	Female.
74	49	25	6	4	2	46	24	22
5,604	4,542	1,062	28,486	18,863	9,623	8,150	6,977	1,173
72,491	56,014	16,477	15,953	9,420	6,533	80,137	55,733	24,404
219	162	57	6,211	3,652	2,559	317	239	78
78,388	60,767	17,621	50,656	31,939	18,717	88,650	62,973	25,677
80	43	37	4	4	...	...	...	...
...	...	...	...	...	...	...	...	...
80	43	37	4	4	...	...	...	...
664	405	259	1,425	1,030	395	1,783	1,120	663
913	660	253	1,318	720	598	81	55	26
1,577	1,065	512	2,743	1,750	993	1,864	1,175	189
80,045	61,875	18,170	53,403	33,693	19,710	90,514	64,148	26,366
9	9	...	8	7	1	18	12	6
523	265	258	88	16	40	29	14	15
1,335	845	490	237	141	96	307	210	97
1,867	1,119	748	331	194	137	354	236	118
81,912	62,994	18,918	53,734	33,887	19,847	90,868	64,384	26,484
61,852	32,583	29,269	139,779	70,271	69,508	30,336	14,372	15,964
9,607	4,609	4,998	60,857	29,458	31,399	102,821	50,566	52,255
5,138	2,547	2,591	323	156	167	3,999	1,688	2,311
74,121	35,682	38,439	152,840	70,345	82,495	68,461	32,505	35,956
4,947,239	2,479,015	2,468,224	1,965,055	967,027	998,028	2,416,110	1,205,621	1,210,489
5,097,957	2,554,436	2,543,521	2,318,854	1,137,257	1,181,597	2,691,727	1,304,752	1,386,975

This content downloaded from
14.194.219.90 on Fri, 09 Feb 2024 06:46:19 +00:00
All use subject to https://about.jstor.org/terms

TABLE XVII—PART B.—OCCUPA

Occupations.	Bardwan Division.			Presidency	
	Total.	Male.	Female.	Total.	Male.
CLASS B—*concluded.*					
***ORDER V*—concluded.**					
Group 11.—Agricultural labourers.					
43.—Field labourers and crop watchers	301,947	152,799	149,148	140,344	76,355
Total Group 11 ...	301,947	152,799	149,148	140,344	76,355
Group 12.—Growers of special products and trees.					
44.—Tea, coffee, and cinchona planters and cultivators	8	4	4	199	109
45.—Cocoanut growers	1,199	629	570	321	192
46.—Betel, vine and areca-nut growers	10,748	5,322	5,424	1,747	844
47.—Water-nut growers	50	13	37	25	3
48.—Cardamom and pepper growers ...	...	...	...	...	...
49.—Indigo planters, managers, and cultivators	599	293	306	2,332	1,215
50.—Fruit growers	1,699	591	1,108	10,128	5,280
50—A.—Mulberry growers	5,424	3,023	2,401	10	5
51.—Market gardeners (vegetable growers)	13,363	4,974	8,389	23,569	9,804
52.—Gardeners, seedsmen, &c.	3,243	1,807	1,436	4,858	3,425
53.—Manure preparers and sellers ...	79	42	37	...	...
54.—Forest officers	5	2	3	22	18
55.—Forest rangers, guards, and peons	569	323	246	83	79
Total Group 12 ...	36,984	17,023	19,961	43,292	20,974
Group 13.—Agricultural training and supervisors.					
58.—Agents and managers of landed estates	30,998	15,595	15,403	29,047	15,579
58—A—Land managers clerks and servants	14,811	7,778	6,833	31,833	15,886
Total Group 13 ...	45,609	23,373	22,236	60,880	31,465
Total Order V ...	4,348,149	2,124,341	2,223,808	4,489,876	2,242,749
TOTAL CLASS B ...	4,421,894	2,179,080	2,242,804	4,502,574	2,295,144
CLASS C.—PERSONAL AND SANITARY SERVICES.					
ORDER VI.—PERSONAL AND DOMESTIC SERVICES.					
Group 14.—Personal services.					
59.—Barbers	51,833	26,522	25,311	72,001	38,441
60.—Ear-pickers	...	...	...	...	...
61.—Tattooers	...	...	...	...	...
63.—Washermen	42,703	21,135	21,568	34,192	19,129
64.—Water-carriers	1,187	623	564	379	212
65.—Cooks	7,946	3,909	4,037	14,564	9,211
66.—Indoor servants	51,800	17,145	34,655	77,834	38,692
67.—Grooms, coachmen, &c.	6,330	4,133	2,197	21,028	17,071
68.—Doorkeepers, &c.	3,642	2,499	1,143	4,696	2,648
68—A.—Service (unspecified)	122,377	65,188	57,189	132,610	76,428
Total Group 14 ...	287,818	141,154	146,664	357,304	201,832

This content downloaded from
14.194.219.90 on Fri, 09 Feb 2024 06:46:19 +00:00
All use subject to https://about.jstor.org/terms

TIONS.—DIVISIONAL TOTALS—*continued.*

Division.	Rajshahi Division.			Dacca Division.		
Female.	Total.	Male.	Female.	Total.	Male.	Female.
63,989	199,144	113,110	86,034	66,995	36,826	30,169
63,989	199,144	113,110	86,034	66,995	36,826	30,169
90	47,175	24,872	22,303	198	62	136
129	2	...	2	3,652	2,248	1,404
903	4,407	2,198	2,209	19,377	10,667	8,710
22	...	...	...	...	...	...
...	4	...	4	...	...	...
1,117	207	137	70	68	58	10
4,848	226	97	129	6,331	2,042	4,289
5	70	56	14	...	...	...
13,765	3,961	1,071	2,890	6,437	2,075	3,362
1,431	1,093	791	302	1,358	869	489
...	3	3	...	...	...	...
4	33	27	6	2	2	...
4	176	137	39	3	1	2
22,318	57,357	29,389	27,968	36,426	18,024	18,402
13,468	12,585	7,138	5,447	44,188	19,658	24,540
15,947	21,686	13,075	8,611	38,509	21,479	18,030
29,415	34,271	20,213	14,058	83,707	41,137	42,570
2,197,127	6,074,240	3,088,110	2,986,130	6,952,984	3,510,142	3,442,842
2,207,430	6,098,526	3,106,244	2,992,282	6,962,831	3,517,160	3,445,671
33,560	41,329	20,896	20,433	75,245	37,506	37,739
...	...	...	...	...	...	...
...	50	3	47	...	...	...
15,063	5,233	2,799	2,434	42,423	21,206	21,217
167	392	315	77	948	552	396
5,353	2,074	1,668	406	3,853	1,816	2,037
39,142	15,843	6,706	9,137	22,930	11,024	11,906
3,957	2,131	1,679	452	1,391	739	652
2,048	4,115	2,850	1,265	1,376	950	426
56,189	88,674	54,206	35,668	93,927	53,209	40,718
155,472	161,041	91,122	69,919	242,093	127,002	115,091

This content downloaded from
14.194.219.90 on Fri, 09 Feb 2024 06:46:19 +00:00
All use subject to https://about.jstor.org/terms

TABLE XVII—PART B.—OCCUPA

Occupations.	Chittagong Division.			Patna Division.		
	Total.	Male.	Female.	Total.	Male.	Female.
CLASS B—*concluded.*						
***ORDER V*—concluded.**						
Group 11.—Agricultural labourers.						
43.—Field labourers and crop watchers	71,895	38,214	*33,681*	198,610	102,514	*96,096*
Total Group 11 ...	71,895	38,214	*33,681*	198,610	102,514	*96,096*
Group 12.—Growers of special products and trees.						
44.—Tea, coffee, and cinchona planters and cultivators	2,897	1,605	*1,292*	...	...	...
45.—Cocoanut growers	3,264	1,777	*1,487*	17	4	*13*
46.—Betel, vine and areca-nut growers	4,951	2,451	*2,500*	1,488	902	*586*
47.—Water-nut growers	...	...	...	...	...	...
48.—Cardamom and pepper growers ...	...	...	...	...	...	...
49.—Indigo planters, managers, and cultivators	3	...	*3*	3,224	1,908	*1,316*
50.—Fruit growers	6,825	3,614	*3,211*	2,124	966	*1,158*
50—A.—Mulberry growers	...	...	...	...	...	...
51.—Market gardeners (vegetable growers)	4,097	1,055	*3,042*	50,827	23,271	*27,556*
52.—Gardeners, seedsmen, &c.	237	126	*111*	11,702	7,607	*4,095*
53.—Manure preparers and sellers ...	...	...	...	...	...	...
54.—Forest officers	40	36	*4*	...	...	...
55.—Forest rangers, guards, and peons	106	90	*16*	...	...	...
Total Group 12 ...	22,420	10,754	*11,666*	69,382	34,658	*34,724*
Group 13.—Agricultural training and supervisors.						
56.—Agents and managers of landed estates	8,712	4,678	*4,034*	19,173	9,349	*9,824*
56—A.—Land managers clerks and servants	12,001	7,037	*4,964*	141,902	78,250	*63,652*
Total Group 13 ...	20,713	11,715	*8,998*	161,075	87,599	*73,476*
Total Order V ...	2,917,846	1,460,727	*1,457,119*	9,592,224	4,606,039	*4,986,185*
TOTAL CLASS B ...	2,928,240	1,469,741	1,458,499	9,642,510	4,635,866	5,006,644
CLASS C—PERSONAL AND SANITARY SERVICES.						
ORDER VI.—PERSONAL AND DOMESTIC SERVICES.						
Group 14.—Personal services.						
59.—Barbers	36,068	18,961	*17,107*	134,501	69,880	*64,621*
60.—Ear-pickers	...	...	...	64	36	*28*
61.—Tattooers	...	...	...	1,911	458	*1,453*
63.—Washermen	37,881	19,270	*18,611*	114,700	53,299	*61,401*
64.—Water-carriers	50	31	*19*	32,378	13,212	*19,166*
65.—Cooks	1,691	568	*1,123*	9,042	4,682	*4,360*
66.—Indoor servants	5,630	2,137	*3,493*	87,882	40,166	*47,716*
67.—Grooms, coachmen, &c.	282	144	*138*	10,000	5,371	*4,629*
68.—Doorkeepers, &c.	575	346	*229*	6,779	4,201	*2,578*
68—A.—Service (unspecified)	24,515	11,924	*12,591*	285,443	154,508	*130,935*
Total Group 14 ...	106,692	53,381	*53,311*	682,700	345,813	*336,887*

This content downloaded from
14.194.219.90 on Fri, 09 Feb 2024 06:46:19 +00:00
All use subject to https://about.jstor.org/terms

TIONS.—DIVISIONAL TOTALS—*continued.*

Bhagalpur Division.			Orissa Division.			Chutia Nagpur Division.		
Total.	Male.	Female.	Total.	Male.	Female.	Total.	Male.	Female.
240,883	133,654	*107,229*	18,808	11,159	*7,647*	338,354	171,684	*166,670*
240,883	133,654	*107,229*	18,808	11,159	*7,647*	338,354	171,684	*166,670*
12	10	*2*	...	...	...	150	98	*52*
8	3	*5*	1,908	1,015	*893*	...	...	...
150	73	*77*	4,568	2,285	*2,283*	303	138	*165*
16	1	*15*	...	...	...	3	...	*3*
...	...	...	...	...	...	...	...	...
872	573	*299*	12	3	*9*	199	119	*80*
931	422	*509*	655	164	*491*	1,516	285	*1,231*
6,500	3,455	*3,045*	...	...	...	...	...	...
17,688	5,635	*12,033*	5,637	2,926	*2,711*	5,333	2,381	*2,952*
2,349	1,559	*790*	4,395	2,110	*2,285*	699	421	*278*
...	...	...	4	1	*3*	...	...	...
...	...	...	41	17	*24*	...	...	...
4	3	*1*	111	64	*47*	241	158	*83*
28,510	11,734	*16,776*	17,331	8,585	*8,746*	8,444	3,600	*4,844*
9,922	4,693	*5,229*	13,023	6,280	*6,743*	2,214	1,061	*1,153*
20,029	12,967	*7,062*	8,518	4,205	*4,313*	10,262	5,596	*4,666*
29,951	17,660	*12,291*	21,541	10,485	*11,056*	12,476	6,657	*5,819*
5,397,301	2,717,484	*2,679,817*	2,376,532	1,167,486	*1,209,046*	2,981,001	1,486,693	*1,494,308*
5,479,213	2,780,478	*2,698,735*	2,430,266	1,201,373	*1,228,893*	3,071,869	1,551,077	*1,520,792*
46,880	23,393	*23,489*	51,053	25,432	*25,621*	30,421	15,847	*14,574*
5	5	...	...	...	...	...	...	...
1,048	357	*691*	42	...	*42*	86	16	*70*
29,094	14,260	*14,834*	48,503	23,282	*25,221*	16,367	8,181	*8,186*
4,667	2,077	*2,590*	223	70	*153*	491	183	*308*
1,648	1,120	*528*	4,882	2,710	*2,172*	2,695	1,263	*1,432*
16,810	8,572	*8,238*	19,136	7,699	*11,437*	15,170	6,701	*8,469*
2,244	1,346	*898*	1,925	1,015	*910*	2,449	1,356	*1,093*
6,533	4,214	*2,319*	1,641	903	*738*	529	302	*227*
193,077	110,105	*82,972*	46,708	25,987	*20,721*	50,863	25,230	*25,633*
301,606	165,254	*136,352*	174,113	87,098	*87,015*	119,071	59,079	*59,992*

This content downloaded from
14.194.219.90 on Fri, 09 Feb 2024 06:46:19 +00:00
All use subject to https://about.jstor.org/terms

TABLE XVII—PART B.—OCCUPA

Occupations.	Bardwan Division.			Presidency	
	Total.	Male.	Female.	Total.	Male.
CLASS C—*concluded.*					
***ORDER VI*—concluded.**					
Group 15.—Non-domestic establishment.					
69.—Hotel and lodging-house owners and managers	854	414	*440*	1,090	601
70.—Rest-house, serai owners and managers	163	111	*52*	49	5
71.—Club-Secretaries, stewards, &c. ...	1	1	...	4	4
Total Group 15 ...	1,018	526	*492*	1,143	700
Group 16.—Sanitation.					
72.—Sanitary officers of Government ...	...	...	...	1	1
73.—Sanitary Inspectors	...	...	...	17	10
74.—Sweepers and scavengers, &c. ...	5,055	2,551	*2,504*	15,455	9,251
Total Group 16 ...	5,055	2,551	*2,504*	15,473	9,262
Total Order VI ...	293,891	144,231	*149,660*	373,920	211,794
TOTAL CLASS C ...	293,891	144,231	149,660	373,920	211,794
CLASS D.—PREPARATION AND SUPPLY OF MATERIAL SUBSTANCES.					
ORDER VII.—FOOD AND DRINK.					
Group 17.—Animal Food.					
76.—Cow and buffalo-keepers and milk and butter sellers	44,614	18,668	*25,946*	105,727	42,019
77 & 78.—Ghee and cheese makers and sellers	571	191	*380*	923	300
79.—Butchers	1,093	618	*475*	3,783	2,324
80.—Fowl and egg dealers	2,213	1,036	*1,177*	1,923	1,045
81 & 82.—Fishermen and fish dealers ...	193,943	93,616	*100,327*	280,659	141,559
Total Group 17—Animal Food ...	242,434	114,129	*128,305*	392,915	187,307
Group 18.—Vegetable Food.					
83.—Grain dealers	41,067	16,896	*24,171*	49,725	25,694
84.—Grain parchers	17,383	5,786	*11,597*	8,500	3,658
85.—Pulse and flour preparers and sellers	2,768	1,413	*1,355*	5,003	2,891
87.—Bakers	1,022	569	*453*	2,027	1,444
88.—Bran sellers	325	157	*168*	288	150
89 & 90.—Vegetable and fruit sellers ...	1,586	293	*1,293*	3,055	1,508
91.—Cocoanut dealers	...	...	...	...	...
92.—Confectioners and sweetmeat makers and sellers	25,879	13,056	*12,823*	33,274	17,972
Total Group 18—Vegetable Food ...	90,030	38,170	*51,860*	101,822	53,317
Group 19.—Drink, condiments and narcotics.					
94.—Ice manufacturers and sellers ...	26	15	*11*	251	168
95.—Soda-water, lemonade, &c., manufacturers and sellers	25	11	*14*	136	133
96.—Sherbet preparers and sellers ...	6	4	*2*	85	72

This content downloaded from
14.194.219.90 on Fri, 09 Feb 2024 06:46:19 +00:00
All use subject to https://about.jstor.org/terms

TIONS.—DIVISIONAL TOTALS—*continued.*

Division.	Rajshahi Division.			Dacca Division.		
Female.	Total.	Male.	Female.	Total.	Male.	Female.
399	389	92	*297*	976	636	*340*
44	...	...	...	48	3	*45*
...	...	...	...	...	...	...
443	389	92	*297*	1,024	639	*385*
...	...	...	...	...	...	...
7	...	...	...	6	4	2
6,204	6,194	3,528	*2,666*	5,873	3,112	*2,761*
6,211	6,194	3,528	*2,666*	5,879	3,116	*2,763*
162,126	167,624	94,742	*72,882*	248,996	130,757	*118,239*
162,126	167,624	94,742	72,882	248,996	130,757	118,239
63,708	24,459	11,836	*12,623*	48,380	22,961	*25,419*
463	727	474	*253*	505	232	*273*
1,459	437	293	*144*	407	200	*207*
878	236	143	*93*	214	91	*123*
139,100	165,727	84,638	*81,089*	302,164	156,781	*145,383*
205,608	191,586	97,384	*94,202*	351,670	180,265	*171,405*
94,031	32,715	14,324	*18,391*	67,681	33,262	*34,419*
4,842	9,966	3,404	*6,562*	8,399	2,732	*5,667*
2,113	3,313	1,223	*2,090*	2,950	1,359	*1,591*
583	356	213	*143*	642	339	*303*
88	6	6	...	60	27	*33*
1,547	1,379	642	*737*	1,101	732	*369*
...	...	...	...	...	...	...
15,302	4,694	2,825	*1,869*	3,106	1,760	*1,346*
48,505	52,429	22,637	*29,792*	83,939	40,211	*43,728*
83	2	2	...	7	5	2
33	22	13	*9*	16	7	*9*
13	3	2	*1*	25	6	*9*

This content downloaded from
14.194.219.90 on Fri, 09 Feb 2024 06:46:19 +00:00
All use subject to https://about.jstor.org/terms

TABLE XVII—PART B.—OCCUPA

Occupations.	Chittagong Division.			Patna Division.		
	Total.	Male.	Female.	Total.	Male.	Female.
CLASS C—*concluded.*						
***ORDER VI*—concluded.**						
Group 15.—Non-domestic establishment.						
69.—Hotel and lodging-house owners and managers	233	123	*110*	105	6	*99*
70.—Rest-house, serai owners and managers	88	53	*35*	8	4	*4*
71.—Club-Secretaries, Stewards, &c. ...	1	1	...	...	...	...
Total Group 15 ...	322	177	*145*	113	10	*103*
Group 16.—Sanitation.						
72.—Sanitary officers of Government ...	...	...	...	...	...	...
73.—Sanitary Inspectors	...	...	...	...	...	...
74.—Sweepers and Scavengers, &c. ...	1,750	1,087	*663*	17,578	9,005	*8,573*
Total Group 16 ...	1,750	1,087	*663*	17,578	9,005	*8,573*
Total Order VI ...	108,764	54,645	*54,119*	700,391	354,828	*345,563*
TOTAL CLASS C ...	108,764	54,645	54,119	700,391	354,828	345,563
CLASS D.—PREPARATION AND SUPPLY OF MATERIAL SUBSTANCES.						
ORDER VII.—FOOD AND DRINK.						
Group 17.—Animal Food.						
76.—Cow and buffalo-keepers and milk and butter sellers	11,292	5,925	*5,367*	91,157	37,983	*53,174*
77 & 78.—Ghee and cheese makers and sellers	90	64	*26*	4,221	2,041	*2,180*
79.—Butchers	76	44	*32*	7,594	3,824	*3,770*
80.—Fowl and egg dealers	424	221	*203*	1,713	933	*780*
81 & 82.—Fishermen and fish dealers ...	125,963	61,960	*64,003*	68,116	34,738	*33,378*
Total Group 17—Animal Food ...	137,845	68,214	*69,631*	172,801	79,519	*93,282*
Group 18.—Vegetable Food.						
83.—Grain dealers	20,245	11,510	*8,735*	64,804	34,946	*29,858*
84.—Grain parchers	3,753	1,233	*2,520*	75,587	33,168	*42,419*
85.—Pulse and flour preparers and sellers	502	187	*315*	6,144	2,045	*4,099*
87.—Bakers	266	133	*133*	1,002	466	*536*
88.—Bran sellers	31	11	*20*	151	49	*102*
89 & 90.—Vegetable and fruit sellers ...	53	2	*51*	1,006	555	*451*
91.—Cocoanut dealers	...	...	...	...	...	...
92.—Confectioners and sweetmeat makers and sellers	1,580	769	*811*	31,542	16,080	*15,462*
Total Group 18—Vegetable Food ...	26,430	13,845	*12,585*	180,236	87,309	*92,927*
Group 19.—Drink, condiments and narcotics.						
94.—Ice manufacturers and sellers ...	...	...	...	73	57	*16*
95.—Soda-water, lemonade, &c., manufacturers and sellers	12	8	*4*	1	1	...
96.—Sherbet preparers and sellers ...	22	18	*4*	4		...

This content downloaded from
14.194.219.90 on Fri, 09 Feb 2024 06:46:19 +00:00
All use subject to https://about.jstor.org/terms

TIONS.—DIVISIONAL TOTALS—*continued.*

Bhagalpur Division.			Orissa Division.			Chutia Nagpur Division.		
Total.	Male.	Female.	Total.	Male.	Female.	Total.	Male.	Female.
25	...	25	46	40	6	21	1	20
20	3	17	...	...	...	...	...	...
...	...	...	...	...	...	...	...	...
45	3	42	46	40	6	21	1	20
...	...	...	...	...	...	...	...	...
...	...	...	...	...	...	...	...	...
5,900	3,400	2,500	4,207	2,246	1,961	2,956	1,512	1,444
5,900	3,400	2,500	4,207	2,246	1,961	2,956	1,512	1,444
307,751	168,657	139,094	178,366	89,384	88,982	122,048	60,592	61,456
307,751	168,657	139,094	178,366	89,384	88,982	122,048	60,592	61,456
44,659	18,784	25,875	38,479	16,210	22,269	9,125	4,215	4,910
1,317	543	774	2,561	1,033	1,528	2,266	1,210	1,056
1,233	557	676	355	134	221	485	248	237
461	225	236	95	23	72	248	137	111
75,003	35,409	39,594	58,738	28,302	30,436	15,794	8,717	7,077
122,673	55,518	67,155	100,228	45,702	54,526	27,918	14,527	13,391
44,019	22,341	21,678	10,770	4,330	6,440	7,577	3,177	4,400
15,328	4,735	10,593	69,230	27,021	42,209	10,633	3,942	6,691
2,007	857	1,150	1,901	1,298	603	1,025	342	683
...	...	...	...	...	...	...	...	...
225	133	92	175	93	82	188	64	124
85	38	47	80	32	48	51	48	3
211	42	169	137	57	80	151	...	151
16,746	8,994	7,752	5,496	2,614	2,882	5,019	2,312	2,707
78,621	37,140	41,481	87,789	35,445	52,344	24,644	9,885	14,759
...	...	...	4	3	1	...	...	...
18	13	5	...	...	...	...	...	...
...	...	...	8	3	5	...	...	...

This content downloaded from
14.194.219.90 on Fri, 09 Feb 2024 06:46:19 +00:00
All use subject to https://about.jstor.org/terms

TABLE XVII—PART B.—OCCUPA

Occupations.	Bardwan Division.			Presidency	
	Total.	Male.	Female.	Total.	Male.
CLASS D—*continued*					
***ORDER VII*—concluded.**					
Group 19—*concluded.*					
97.—Country spirits distillers and sellers	8,215	4,162	*4,053*	3,826	2,066
98.—Toddy drawers and sellers	1,915	1,064	*851*	5,957	3,208
99.—Foreign wine and spirit dealers	6	6	...	1,281	769
101.—Tea sellers and tasters	14	11	*3*	303	157
102.—Coffee preparers and sellers	...	...	...	5	3
103.—Sugar manufacturers and sellers	456	245	*211*	3,579	1,910
104.—Molasses makers and sellers	7,336	4,004	*3,332*	12,620	7,122
105.—Salt preparers and sellers	2,207	1,128	*1,079*	2,121	1,153
107 & 108.—Vinegar manufacturers, pickle makers and sellers	94	46	*48*	8	3
109.—Grocers and general condiment dealers	70,989	36,168	*34,821*	85,439	50,854
111.—Betel-leaf and areca-nut sellers	19,444	9,451	*9,993*	39,711	20,934
112.—Tobacco and snuff manufacturers and sellers	11,990	5,618	*6,372*	15,174	8,022
114.—Opium manufacturers and sellers	605	360	*245*	890	468
115.—Bhang, ganja, &c., preparers and sellers	287	132	*155*	1,090	514
Total Group 19—Drink, &c.	123,615	62,425	*61,190*	182,456	97,526
Total Order VII	456,079	214,724	*241,355*	677,193	338,150
ORDER VIII.—LIGHT, FIRING, AND FORAGE.					
Group 20.—Lighting.					
116.—Oil-pressers and sellers	57,372	26,938	*30,434*	61,182	31,205
117.—Oil and salt sellers	230	101	*129*	11,608	6,181
118.—Oilcake dealers	197	98	*99*	1,094	652
119.—Candle makers and sellers	...	...	...	338	239
120.—Torch makers and sellers	3	...	*3*	...	...
121.—Kerosine oil dealers	306	175	*131*	586	311
122.—Matches makers and sellers	1,81	754	*1,059*	414	183
123.—Lamp and lantern makers and sellers	550	291	*259*	53	36
124.—Gas works, Gas Company managers, &c.	3	....	*3*	107	88
Total Group 20	60,474	28,357	*32,117*	75,380	38,975
Group 21.—Fuel and forage.					
125.—Firewood and grass gatherers and sellers	4,166	1,386	*2,780*	2,986	1,954
126.—Firewood contractors and dealers	4,403	1,832	*2,571*	1,136	456
127.—Coal miners	16,171	11,665	*4,506*	7	5
128.—Coal dealers, brokers, Coal Company managers	668	357	*311*	893	419
128—A.—Pitch dealers	...	...	...	20	20
129.—Charcoal burners and dealers	2,269	1,021	*1,248*	169	90
130.—Cowdung-fuel preparers and sellers	12,969	2,394	*10,575*	4,831	797
131.—Hay, &c., contractors and dealers	1,174	594	*580*	1,696	1,022
Total Group 21	41,820	19,249	*22,571*	11,918	4,763
Total Order VIII	102,294	47,606	*54,688*	86,998	43,738

This content downloaded from
14.194.219.90 on Fri, 09 Feb 2024 06:46:19 +00:00
All use subject to https://about.jstor.org/terms

TIONS.—DIVISIONAL TOTALS—*continued.*

Division.	Rajshahi Division.			Dacca Division.		
Female.	Total.	Male.	Female.	Total.	Male.	Female.
1,760	779	629	150	639	361	278
2,749	98	48	50	896	207	689
492	5	5	...	157	133	24
146	24	16	8	6	6	...
2	...	...	...	...	...	...
1,669	275	153	122	1,604	1,091	513
5,498	2,682	1,419	1,263	7,466	4,127	3,339
968	3,430	1,751	1,679	3,158	1,652	1,506
5	...	...	...	...	...	...
44,585	26,987	13,646	13,321	28,669	15,184	13,485
18,777	16,819	7,672	9,147	60,879	29,016	31,863
7,159	5,165	2,706	2,459	9,092	4,966	4,126
423	211	106	105	115	67	48
576	173	110	63	553	294	259
84,930	56,655	28,278	28,377	113,282	57,133	56,150
339,043	300,670	148,299	152,371	548,891	277,823	271,068
29,887	66,060	32,405	33,655	48,810	25,671	23,139
5,427	788	501	285	34,502	16,722	17,780
442	67	30	37	70	30	40
107	...	...	...	...	...	...
...	...	...	...	...	...	...
275	344	177	167	263	138	125
231	283	151	132	430	208	222
17	4	4	...	42	21	21
19	...	...	...	...	...	...
36,405	67,534	33,268	34,266	84,117	42,790	41,327
1,019	1,552	584	968	3,989	1,668	2,321
680	1,715	657	1,058	2,951	1,449	1,502
2	...	...	...	...	...	...
474	...	...	...	183	88	95
...	...	...	...	...	...	...
79	715	404	311	1,289	678	611
1,034	727	100	627	58	1	57
574	282	166	116	37	12	25
6,855	4,991	1,911	3,080	8,507	3,896	4,611
43,260	72,525	35,179	37,346	92,624	46,686	45,938

This content downloaded from
14.194.219.90 on Fri, 09 Feb 2024 06:46:19 +00:00
All use subject to https://about.jstor.org/terms

TABLE XVII.—PART B.—OCCUPA

Occupations.	Chittagong Division.			Patna Division.		
	Total.	Male.	Female.	Total.	Male.	Female.
CLASS D—*continued.*						
***ORDER VII*—concluded.**						
Group 19—*concluded.*						
97.—Country spirits distillers and sellers	318	168	*150*	16,416	8,359	*8,057*
98.—Toddy drawers and sellers	216	93	*123*	79,096	38,824	*40,272*
99.—Foreign wine and spirit dealers	...	...	...	...	...	...
101.—Tea sellers and tasters	4	1	*3*	33	17	*16*
102.—Coffee preparers and sellers	...	...	...	...	...	...
103.—Sugar manufacturers and sellers	81	68	*13*	5,036	3,242	*1,794*
104.—Molasses makers and sellers	1,555	831	*724*	5,006	2,446	*2,560*
105.—Salt preparers and sellers	2,381	1,276	*1,105*	28,672	14,190	*14,482*
107 & 108.—Vinegar manufacturers, pickle makers and sellers	...	...	...	58	26	*32*
109.—Grocers and general condiment dealers	21,782	11,227	*10,555*	117,088	56,075	*61,013*
111.—Betel-leaf and areca-nut sellers	44,449	23,605	*20,844*	33,430	15,688	*17,742*
112.—Tobacco and snuff manufacturers and sellers	4,716	2,473	*2,243*	33,763	16,367	*17,396*
114.—Opium manufacturers and sellers	49	27	*22*	1,095	560	*535*
115.—Bhang, ganja, &c., preparers and sellers	102	51	*51*	1,901	941	*960*
Total Group 19—Drink, &c.	75,687	39,846	*35,841*	321,672	156,797	*164,875*
Total Order VII	239,962	121,905	*118,057*	674,709	323,625	*351,084*
ORDER VIII.—LIGHT, FIRING, AND FORAGE.						
Group 20.—Lighting.						
116.—Oil-pressers and sellers	10,680	5,667	*5,013*	158,692	73,691	*83,001*
117.—Oil and salt sellers	2,564	1,353	*1,211*	1,089	622	*467*
118.—Oilcake dealers	21	10	*11*	149	74	*75*
119.—Candle makers and sellers	...	...	...	7	2	*5*
120.—Torch makers and sellers	...	...	...	9	6	*3*
121.—Kerosine oil dealers	70	35	*35*	1,016	526	*490*
122.—Matches makers and sellers	238	133	*105*	3,075	1,487	*1,588*
123.—Lamp and lantern makers and sellers	21	16	*5*	207	137	*70*
124.—Gas works, Gas Company managers, &c.	...	...	...	...	...	...
Total Group 20	13,594	7,214	*6,380*	162,244	76,545	*85,699*
Group 21.—Fuel and forage.						
125.—Firewood and grass gatherers and sellers	796	420	*376*	11,001	4,425	*6,576*
126.—Firewood contractors and dealers	848	372	*476*	573	222	*351*
127.—Coal miners	...	...	...	...	...	...
128.—Coal dealers, brokers, Coal Company managers	...	...	...	162	84	*78*
128-A.—Pitch dealers	...	...	...	...	...	...
129.—Charcoal burners and dealers	228	138	*90*	357	153	*184*
130.—Cowdung-fuel preparers and sellers	...	...	...	18,330	5,214	*13,116*
131.—Hay, &c., contractors and dealers	12	3	*9*	45	23	*22*
Total Group 21	1,884	933	*951*	30,448	10,121	*20,327*
Total Order VIII	15,478	8,147	*7,331*	192,692	86,666	*106,026*

This content downloaded from
14.194.219.90 on Fri, 09 Feb 2024 06:46:19 +00:00
All use subject to https://about.jstor.org/terms

TIONS—DIVISIONAL TOTALS—*continued.*

Bhagalpur Division.			Orissa Division.			Chutia Nagpur Division.		
Total.	Male.	Female.	Total.	Male.	Female.	Total.	Male.	Female.
2,423	1,336	*1,087*	2,781	1,435	*1,346*	2,590	1,390	*1,200*
8,223	3,947	*4,276*	6,110	2,996	*3,114*	1,155	595	*560*
...	...	...	...	...	...	...	...	...
2	1	*1*	...	...	...	6	5	*1*
...	...	...	...	...	...	...	...	...
721	445	*276*	...	...	...	147	144	*3*
2,668	1,469	*1,199*	5,500	2,890	*2,610*	563	364	*199*
15,308	7,424	*7,884*	5,044	2,546	*2,498*	12,708	6,225	*6,483*
5	3	*2*	...	...	...	...	...	...
37,755	19,140	*18,615*	12,971	7,090	*5,881*	18,203	8,235	*9,968*
11,382	5,082	*6,280*	19,740	9,446	*10,294*	2,546	1,283	*1,263*
9,145	4,758	*4,387*	4,396	2,252	*2,144*	11,709	5,718	*5,991*
344	234	*110*	361	185	*176*	48	37	*11*
997	598	*399*	174	123	*51*	192	81	*111*
88,971	44,450	*44,521*	57,089	28,969	*28,120*	49,867	24,077	*25,790*
290,265	137,108	*153,157*	245,106	110,116	*134,990*	102,429	48,489	*53,940*
68,838	33,766	*35,070*	31,705	15,330	*16,375*	39,520	19,331	*20,189*
713	483	*230*	2,377	1,237	*1,140*	...	...	...
10	2	*8*	45	20	*25*	56	33	*23*
...	...	...	...	...	...	...	...	...
...	...	...	...	...	...	...	...	...
409	230	*179*	222	123	*99*	7	3	*4*
470	205	*265*	131	42	*89*	59	14	*45*
45	24	*21*	18	7	*11*	...	...	...
...	...	...	...	...	...	...	...	...
70,483	34,710	*35,773*	34,498	16,759	*17,739*	39,642	19,381	*20,261*
4,560	2,112	*2,448*	9,184	2,950	*6,234*	6,915	3,423	*6,492*
189	38	*151*	83	26	*57*	2,177	676	*1,501*
127	67	*60*	...	...	...	14,712	8,255	*6,457*
127	75	*52*	...	...	...	149	86	*63*
...	...	...	...	...	...	...	...	...
231	108	*123*	450	182	*268*	289	150	*139*
871	223	*648*	8,355	1,042	*7,313*	672	256	*416*
12	4	*8*	...	...	...	...	...	...
6,117	2,627	*3,490*	18,072	4,200	*13,872*	27,914	13,046	*14,869*
76,600	37,337	*39,263*	52,570	20,959	*31,611*	67,556	32,427	*35,129*

This content downloaded from
14.194.219.90 on Fri, 09 Feb 2024 06:46:19 +00:00
All use subject to https://about.jstor.org/terms

TABLE XVII—PART B.—OCCUPA

Occupations.	Bardwan Division.			Presidency	
	Total.	Male.	Female.	Total.	Male.
CLASS D—*continued.*					
ORDER IX.—BUILDINGS.					
Group 22.—Building materials.					
132.—Brick and tile burners and sellers	4,333	2,871	*1,462*	1,301	22
133.—Lime and shell burners and sellers	4,643	2,331	*2,312*	5,758	2,818
134.—Stone quarry owners, contractors, marble dealers	...	...	...	...	...
135.—Thatch dealers and thatchers ...	16,181	7,802	*8,379*	6,141	3,106
Total Group 22 ...	25,157	13,004	*12,153*	13,200	6,746
Group 23.—Artificers in buildings.					
136.—Building contractors	...	...	...	89	62
137.—Stone and marble workers	1,081	574	*507*	509	373
138.—Masons	20,871	10,939	*9,932*	33,244	19,715
139.—Builders and joiners	139	70	*69*	94	46
140.—Plasterers and house painters ...	459	225	*234*	2,040	1,398
141.—Mud wall and roof builders ...	...	...	...	2,121	1,631
142.—Plumbers and glaziers	...	...	...	160	83
Total Group 23 ...	22,550	11,808	*10,742*	38,257	23,297
Total Order IX ...	47,707	24,812	*22,895*	51,457	30,043
ORDER X.—VEHICLES AND VESSELS.					
Group 24.—Railway plant.					
144.—Railway mechanics	193	93	*100*	444	262
145.—Permanent-way Inspectors, platelayers, and foremen	35	12	*23*	26	16
Total Group 24 ...	228	105	*123*	470	278
Group 25.—Carts, carriages, &c.					
146.—Cartmakers, carriage-makers and sellers	2,064	1,214	*850*	1,893	1,055
147.—Palki, dandi, rikshaw makers ...	85	45	*40*	...	...
Total Group 25 ...	2,149	1,259	*890*	1,893	1,055
Group 26.—Ships and boats.					
148.—Shipwrights, boat-builders, &c. ...	1,374	925	*449*	2,849	1,640
149.—Boat and ship painters, tarrers, &c.	...	...	...	...	...
150.—Sail-makers	...	...	...	...	...
151.—Wicker boat-makers, canoe diggers	...	...	...	...	...
Total Group 26 ...	1,374	925	*449*	2,849	1,640
Total Order X ...	3,751	2,289	*1,462*	5,212	2,973
ORDER XI.—SUPPLEMENARY REQUIREMENTS.					
Group 27.—Paper, &c.					
153.—Paper-makers and sellers and palm-leaf-binders	696	264	*432*	647	440
154.—Stationers	9,380	5,042	*4,338*	14,884	7,731
155.—Waste paper and rag-dealers ...	74	38	*36*	21	12
Total Group 27 ...	10,150	5,344	*4,806*	15,652	8,183

This content downloaded from
14.194.219.90 on Fri, 09 Feb 2024 06:46:19 +00:00
All use subject to https://about.jstor.org/terms

TIONS.—DIVISIONAL TOTALS—*continued.*

Division.	Rajshahi Division.			Dacca Division.		
Female.	Total.	Male.	Female.	Total.	Male.	Female.
479	1,341	800	541	2,433	1,416	1,017
2,940	5,266	2,644	2,622	3,276	1,376	1,900
...	...	...	...	...	...	...
3,035	2,339	1,210	1,129	16,032	7,843	8,189
6,454	8,946	4,654	4,292	21,741	10,635	11,106
27	...	...	...	...	...	...
137	43	20	23	53	24	29
13,529	5,618	3,605	2,013	7,390	3,757	3,633
48	116	63	53	1,837	909	928
642	...	...	...	85	54	31
500	171	107	64	480	284	196
77	...	...	...	...	...	...
14,960	5,948	3,795	2,153	9,845	5,028	4,817
21,414	14,894	8,449	6,445	31,586	15,663	15,923
182	159	110	49	154	108	46
10	2	1	1	...	...	...
192	161	111	50	154	108	46
838	644	369	275	115	58	57
...	...	...	...	48	25	23
838	644	369	275	163	83	80
1,209	1,051	489	562	20,276	10,847	9,429
...	...	...	...	25	13	12
...	...	...	...	98	47	51
...	1	1	...	24	13	11
1,209	1,052	490	562	20,423	10,920	9,503
2,239	1,857	970	887	20,740	11,111	9,629
207	53	26	27	565	295	270
7,253	5,119	3,030	2,089	9,988	4,802	5,186
9	...	...	...	10	5	5
7,469	5,172	3,056	2,116	10,563	5,102	5,461

This content downloaded from
14.194.219.90 on Fri, 09 Feb 2024 06:46:19 +00:00
All use subject to https://about.jstor.org/terms

TABLE XVII—PART B.—OCCUPA

Occupations.	Chittagong Division.			Patna Division.		
	Total.	Male.	Female.	Total.	Male.	Female.
CLASS D—*continued.*						
ORDER IX.—BUILDINGS.						
Group 22.—Building materials.						
132.—Brick and tile burners and sellers	381	215	*166*	2,208	1,141	*1,067*
133.—Lime and shell burners and sellers	1,764	871	*893*	4,317	2,145	*2,172*
134.—Stone quarry owners, contractors, marble dealers	...	...	...	...	...	...
135.—Thatch dealers and thatchers ...	4,432	2,582	*1,850*	3,840	2,194	*1,646*
Total Group 22 ...	6,577	3,668	*2,909*	10,365	5,480	*4,885*
Group 23.—Artificers in buildings.						
136.—Building contractors	...	...	...	...	...	...
137.—Stone and marble workers	45	23	*22*	3,380	1,859	*1,521*
138.—Masons	2,398	1,212	*1,186*	12,409	6,737	*5,672*
139.—Builders and joiners	558	307	*251*	29	12	*17*
140.—Plasterers and house painters ...	74	52	*22*	103	73	*30*
141.—Mud wall and roof builders ...	63	31	*32*	2,158	1,275	*883*
142.—Plumbers and glaziers	...	...	...	...	...	...
Total Group 23 ...	3,138	1,625	*1,513*	18,079	9,956	*8,123*
Total Order IX ...	9,715	5,293	*4,422*	28,444	15,436	*13,008*
ORDER X.—VEHICLES AND VESSELS.						
Group 24.—Railway plant.						
144.—Railway mechinics	7	7	...	197	140	*57*
145.—Permanent-way Inspectors, platelayers, and foremen	...	...	...	11	11	...
Total Group 24 ...	7	7	...	208	151	*57*
Group 25.—Carts, carriages, &c.						
146.—Cartmakers, carriage-makers and sellers	35	17	*18*	814	540	*274*
147.—Palki, dandi, rikshaw makers ...	54	27	*27*	27	12	*15*
Total Group 25 ...	89	44	*45*	841	552	*289*
Group 26.—Ships and boats.						
148.—Shipwrights, boat-builders, &c. ...	4,109	2,236	*1,873*	112	68	*44*
149.—Boat and ship painters, tarrers, &c.	...	...	...	...	...	...
150.—Sail-makers	...	...	...	...	...	...
151.—Wicker boat-makers, canoe diggers	...	...	...	...	...	...
Total Group 26 ...	4,109	2,236	*1,873*	112	68	*44*
Total Order X ...	4,205	2,287	*1,918*	1,161	771	*390*
ORDER XI.—SUPPLEMENTARY REQUIREMENTS.						
Group 27.—Paper, &c.						
153.—Paper-makers and sellers and palm-leaf-binders	24	15	*9*	501	366	*135*
154.—Stationers	4,214	2,163	*2,051*	3,893	1,965	*1,928*
155.—Waste paper and rag-dealers ...	...	...	...	...	...	...
Total Group 27 ...	4,238	2,178	*2,060*	4,394	2,331	*2,063*

This content downloaded from
14.194.219.90 on Fri, 09 Feb 2024 06:46:19 +00:00
All use subject to https://about.jstor.org/terms

TIONS.—DIVISIONAL TOTALS—*continued.*

Bhagalpur Division.			Orissa Division.			Chutia Nagpur Division.		
Total.	Male.	Female.	Total.	Male.	Female.	Total.	Male.	Female.
747	440	*307*	...	...	...	413	327	*86*
2,471	1,217	*1,254*	326	158	*168*	786	442	*344*
...	...	...	8	6	2	...	...	...
3,745	1,879	*1,866*	85	16	69	256	169	*87*
6,963	3,536	*3,427*	419	180	*239*	1,455	938	*517*
...	...	...	...	...	...	...	...	...
48	25	*23*	2,449	1,361	*1,088*	405	208	*197*
4,732	2,393	*2,339*	1,339	674	*665*	2,322	1,133	*1,189*
17	6	*11*	166	111	*55*	1	1	...
18	18	...	...	...	...	...	...	...
87	61	*26*	...	...	...	14	6	*8*
...	...	...	...	...	...	...	...	...
4,902	2,503	*2,399*	3,954	2,146	*1,808*	2,742	1,348	*1,394*
11,865	6,039	*5,826*	4,373	2,326	*2,047*	4,197	2,286	*1,911*
78	50	*28*	...	...	...	20	13	*7*
13	5	*8*	...	...	...	5	4	*1*
91	55	*36*	...	...	...	25	17	*8*
1,539	920	*619*	914	578	*336*	738	460	*276*
23	9	*14*	117	88	*29*	2	2	...
1,562	929	*633*	1,031	666	*365*	738	462	*276*
1,124	625	*499*	481	312	*149*	...	...	...
...	...	...	...	...	...	...	...	...
...	...	...	...	...	...	...	...	...
...	...	...	...	...	...	...	...	...
1,124	625	*499*	481	312	*149*	...	...	...
2,777	1,609	*1,168*	1,492	978	*514*	763	479	*284*
20	11	*9*	160	70	*90*	...	...	...
1,995	893	*1,102*	1,841	1,063	*778*	1,419	642	*777*
...	...	...	...	...	...	...	...	...
2,015	904	*1,111*	2,001	1,133	*868*	1,419	642	*777*

This content downloaded from
14.194.219.90 on Fri, 09 Feb 2024 06:46:19 +00:00
All use subject to https://about.jstor.org/terms

TABLE XVII—PART B.—OCCUPA

Occupations.	Bardwan District.			Presidency	
	Total.	Male.	Female.	Total.	Male.
CLASS D—*continued.*					
***ORDER XI.*—continued.**					
Group 28.—Books and Prints, &c.					
157.—Press proprietors, Lithographers, &c.	1,650	738	*912*	11,441	8,371
158.—Book-binders	660	329	*331*	4,116	2,809
159.—Book-sellers and publishers ...	756	370	*386*	1,067	630
160.—Newspaper proprietors and managers	1	1	...	...	...
161.—News Agents, Book Agents, &c. ...	14	4	*10*	16	15
162.—Print and picture dealers	65	31	*34*	163	90
Total Group 28 ...	3,146	1,473	*1,673*	16,803	11,915
Group 29.—Watches, clocks and scientific instruments.					
163.—Watch and clock makers and sellers	206	101	*105*	1,927	1,083
164.—Opticians	8	4	*4*	1	1
167.—Other scientific instrument menders, &c.	1	1	...	...	...
Total Group 29 ...	215	106	*109*	1,928	1,084
Group 30.—Carving, engraving, &c.					
170.—Ivory-carvers	...	...	...	20	13
172.—Turners and lacquerers	215	106	*109*	153	91
173.—Die-sinkers and seal engravers ...	22	12	*10*	138	94
174.—Type-founders	...	...	...	82	39
175.—Mica, flint and lac workers and sellers	...	...	...	...	...
Total Group 30 ...	237	118	*119*	393	237
Group 31.—Toys, curiosities, &c.					
177.—Toy, kite, and cage makers and sellers	293	158	*135*	707	324
178.—Hukka-stem-makers and sellers	1,723	871	*852*	1,543	816
Total Group 31 ...	2,016	1,029	*987*	2,250	1,140
Group 32.—Music and musical instruments.					
183.—Music and musical instrument dealers	483	335	*148*	777	396
184.—Conch-dealers, drum and horn makers, &c.	2,626	1,315	*1,311*	3,859	1,950
Total Group 32 ...	3,109	1,650	*1,459*	4,636	2,346
Group 33.—Necklaces, bracelets, beads, sacred threads.					
185.—Bangle-makers and sellers in lac	1,010	536	*474*	331	171
186.—Bangle-makers and sellers in stone	...	...	...	...	...
187.—Bangle-makers and sellers in wood and bone	2,455	1,183	*1,272*	1,071	513
188.—Bangle-makers and sellers in clay	...	...	...	88	18
189.—Bangle-makers and sellers in glass	90	42	*48*	1,131	620
189—A.—Bangle-makers and sellers (unspecified)	1,126	577	*549*	1,472	759
190.—Bangle-fitters	...	...	...	44	12

This content downloaded from
14.194.219.90 on Fri, 09 Feb 2024 06:46:19 +00:00
All use subject to https://about.jstor.org/terms

TIONS.—DIVISIONAL TOTALS—*continued.*

Division.	Rajshahi Division.			Dacca Division.		
Female.	Total.	Male.	Female.	Total.	Male.	Female.
3,070	25	19	6	356	177	179
1,307	369	197	172	1,258	626	632
437	84	46	38	283	145	138
...	...	...	...	6	3	3
1	...	...	...	5	3	2
73	...	...	...	25	22	3
4,888	478	262	216	1,933	976	957
844	26	11	15	107	56	51
...	...	...	...	...	...	...
...	...	...	...	...	...	...
844	26	11	15	107	56	51
7	...	...	...	...	...	...
62	...	...	...	6	2	4
44	...	...	...	75	42	33
43	...	...	...	...	...	...
...	...	...	...	...	...	...
156	...	...	...	81	44	37
383	35	16	19	133	65	68
727	341	175	166	913	452	461
1,110	376	191	185	1,046	517	529
381	293	132	161	70	25	45
1,909	791	446	345	2,903	1,573	1,330
2,290	1,084	578	506	2,973	1,598	1,375
160	795	419	376	476	253	223
...	...	...	...	...	...	...
558	559	276	283	1,422	666	756
68	19	10	9	89	46	43
511	...	...	...	701	419	282
715	448	241	207	1,617	768	849
32	...	...	...	...	...	...

This content downloaded from
14.194.219.90 on Fri, 09 Feb 2024 06:46:19 +00:00
All use subject to https://about.jstor.org/terms

TABLE XVII—PART B.—OCCUPA

Occupations.	Chittagong Division.			Patna Division.		
	Total.	Male.	Female.	Total.	Male.	Female.
CLASS D—*continued.*						
***ORDER XI*—continued.**						
Group 28.—Books and Prints, &c.						
157.—Press proprietors, Lithographers, &c.	40	26	*14*	167	115	*52*
158.—Book-binders	347	180	*167*	1,149	575	*574*
159.—Book-sellers and publishers	37	24	*13*	490	283	*207*
160.—Newspaper proprietors and managers	...	...	...	...	...	...
161.—News Agents, Book Agents, &c.	...	...	...	...	...	...
162.—Print and picture dealers	...	...	...	10	10	...
Total Group 28	424	230	*194*	1,816	983	*833*
Group 29.—Watches, clocks and scientific instruments.						
163.—Watch and clock makers and sellers	...	...	...	360	169	*191*
164.—Opticians	...	...	...	7	2	*5*
167.—Other scientific instrument menders, &c.	...	...	...	...	...	...
Total Group 29	...	...	...	367	171	*196*
Group 30.—Carving, engraving, &c.						
170.—Ivory-carvers	...	...	...	...	...	...
172.—Turners and lacquerers	...	...	...	...	...	...
173.—Die-sinkers and seal engravers	13	5	*8*	...	...	...
174.—Type-founders	...	...	...	...	...	...
175.—Mica, flint and tac workers and sellers	...	...	...	...	...	...
Total Group 30	13	5	*8*	...	...	...
Group 31.—Toys, curiosities, &c.						
177.—Toy, kite, and cage makers and sellers	44	21	*23*	703	363	*340*
178.—Hukka-stem makers and sellers	342	172	*170*	1,709	829	*880*
Total Group 31	386	193	*193*	2,412	1,192	*1,220*
Group 32.—Music and musical instruments.						
183.—Music and musical instrument dealers	9	3	*6*	96	64	*32*
184.—Conch-dealers, drum and horn makers, &c.	488	271	*217*	291	160	*131*
Total Group 32	497	274	*223*	387	224	*163*
Group 33.—Necklaces, bracelets, beads, sacred threads.						
185.—Bangle-makers and sellers in lac	166	89	*77*	13,421	6,608	*6,813*
186.—Bangle-makers and sellers in stone	...	...	...	...	...	...
187.—Bangle makers and sellers in wood and bone	133	63	*70*	...	...	...
188.—Bangle-makers and sellers in clay	4	2	*2*	...	...	...
189.—Bangle-makers and sellers in glass	33	19	*14*	1,105	864	*241*
189-A.—Bangle-makers and sellers (unspecified)	720	348	*372*	16,798	8,189	*8,609*
190.—Bangle-fitters	...	...	...	...	...	...

This content downloaded from
14.194.219.90 on Fri, 09 Feb 2024 06:46:19 +00:00
All use subject to https://about.jstor.org/terms

TIONS.—DIVISIONAL TOTALS—*continued.*

Bhagalpur Division.			Orissa Division.			Chutia Nágpur Division.		
Total.	Male.	Female.	Total.	Male.	Female.	Total.	Male.	Female.
18	8	10	229	172	57	30	21	9
426	202	224	409	207	209	31	12	19
97	47	50	89	44	45	67	56	11
...	...	...	...	...	...	...	...	...
...	...	...	...	...	...	...	...	...
...	...	...	23	16	7	...	...	...
541	257	284	750	439	311	128	89	39
69	37	32	11	7	4	4	4	...
...	...	...	2	2	...	...	...	...
...	...	...	...	...	...	...	...	...
69	37	32	13	9	4	4	4	...
...	...	...	...	...	...	...	...	...
...	...	...	...	...	...	...	...	...
14	7	7	...	...	...	...	...	...
...	...	...	...	...	...	...	...	...
...	...	...	...	...	...	408	256	152
14	7	7	...	...	...	408	256	152
38	15	23	31	13	18	142	84	58
921	469	452	86	42	44	194	112	82
959	484	475	117	55	62	336	196	140
59	33	26	56	40	16	20	4	16
389	206	183	506	258	248	1,032	514	518
448	239	209	562	298	264	1,052	518	534
3,635	1,794	1,841	113	43	70	782	385	397
8	8	...	...	...	...	36	15	21
258	140	118	2,010	1,005	1,005	62	34	28
...	...	...	...	...	...	...	...	...
473	327	146	66	42	24	76	35	41
5,137	2,612	2,525	79	21	58	2,608	1,308	1,300
...	...	...	...	...	...	...	...	...

This content downloaded from
14.194.219.90 on Fri, 09 Feb 2024 06:46:19 +00:00
All use subject to https://about.jstor.org/terms

TABLE XVII—PART B.—OCCUPA

Occupations.	Hardwar Division.			Presidency	
	Total.	Male.	Female.	Total.	Male.
CLASS D—*continued.*					
***ORDER XI*—concluded.**					
Group 33—*concluded.*					
191.—Imitation and pewter jewellery makers and sellers	333	153	*180*	735	451
192.—Bead makers and sellers	7,527	3,484	*4,043*	2,225	1,194
193.—Rosary and necklace makers and sellers	171	83	*88*	169	104
194.—Flower garland makers and sellers	3,553	1,815	*1,738*	212	107
195.—Artificial flower and castemark spangle makers	3	...	*3*	547	433
196.—Sacred-thread makers and sellers	488	154	*334*	488	39
Total Group 33 ...	16,726	8,007	*8,729*	8,491	4,401
Group 34.—Furniture.					
197.—Upholsterers	2	2	...	...	...
198.—Furniture makers	198	89	*109*	1,124	822
199.—Frame-makers	2	1	*1*	18	12
200.—Looking-glass makers and sellers	88	40	*48*	34	17
Total Group 34 ...	290	132	*158*	1,173	851
Group 35.—Harness.					
201.—Saddlery and harness makers and sellers	...	...	...	309	190
202.—Saddle cloth makers, embroiderers and sellers	...	...	...	...	...
203.—Whip and goad makers	38	22	*16*	2	1
Total Group 35 ...	38	22	*16*	311	191
Group 36.—Tools and machinery.					
204.—Knife and tool makers and sellers	924	526	*398*	6,544	3,949
204-A.—Plough makers and sellers ...	384	213	*171*	639	312
205.—Knife and tool grinders	12	6	*6*	...	...
206.—Looms and loom-comb makers and sellers	105	48	*57*	6	5
207.—Mechanics (not Railway)	8,830	5,913	*3,917*	3,907	2,648
208.—Machinery dealers	29	17	*12*	117	61
Total Group 36 ...	11,284	6,723	*4,561*	11,213	6,975
Group 37.—Arms and ammunition.					
209.—Gun makers, menders, and sellers	58	27	*31*	576	364
210.—Ammunition and cap dealers ...	23	10	*13*	7	4
211.—Gun-powder makers and sellers	150	75	*75*	226	132
212.—Fire-work makers and sellers ...	276	150	*126*	598	339
213.—Sword and scabbard makers and sellers	...	...	...	1	1
215.—Bow and arrow makers and sellers	...	...	...	...	...
216.—Cudgel makers and sellers ...	17	8	9	10	7
Total Group 37 ...	524	270	*254*	1,419	847
Total Order XI ...	47,745	24,874	*22,871*	64,269	38,170

This content downloaded from
14.194.219.90 on Fri, 09 Feb 2024 06:46:19 +00:00
All use subject to https://about.jstor.org/terms

TIONS.—DIVISIONAL TOTALS—*continued.*

Division.	Rajshahi Division.			Dacca Division.		
Female.	Total.	Male.	Female.	Total.	Male.	Female.
304	229	109	120	234	113	121
1,031	987	520	467	421	202	219
65	...	...	...	...	...	...
105	521	192	329	697	337	360
114	14	11	3	28	15	13
429	17	1	16	73	36	37
4,090	3,689	1,779	1,810	5,758	2,855	2,903
...	...	...	...	...	...	...
302	9	5	1	188	95	91
6	...	...	...	...	...	...
14	...	...	...	97	54	43
322	9	5	1	285	149	134
119	...	...	...	2	1	1
...	...	...	...	...	...	...
1	...	...	...	13	6	7
120	...	...	...	15	7	8
2,595	128	72	56	807	406	401
327	104	47	57	102	60	42
...	...	...	...	6	2	4
1	...	...	...	10	4	6
1,259	74	31	43	376	188	188
56	4	3	1	4	4	...
4,238	310	153	157	1,305	664	641
219	...	...	...	55	26	29
3	...	...	...	...	...	...
94	52	32	20	42	20	22
260	135	60	75	348	164	184
...	...	...	...	...	...	...
...	...	...	...	...	...	...
3	...	...	...	...	...	...
572	187	92	95	445	210	235
26,099	11,228	6,127	5,101	24,509	12,178	12,331

This content downloaded from
14.194.219.90 on Fri, 09 Feb 2024 06:46:19 +00:00
All use subject to https://about.jstor.org/terms

TABLE XVII—PART B.—OCCUPA

Occupations.	Chittagong Division.			Patna Division.		
	Total.	Male.	Female.	Total.	Male.	Female.
CLASS D—*continued.*						
***ORDER XI*—concluded.**						
Group 33—*concluded.*						
191.—Imitation and pewter jewellery makers and sellers	...	...	...	280	140	*141*
192.—Bead maker and sellers	164	81	*83*	6	6	...
193.—Rosary and necklace makers and sellers	...	...	...	9,264	4,145	*5,119*
194.—Flower garland makers and sellers	68	31	*37*	15,944	7,900	*8,044*
195.—Artificial flower and castemark spangle makers	...	...	...	5,772	2,573	*3,199*
196.—Sacred-thread makers and sellers	13	1	*12*	110	33	*77*
Total Group 33 ...	1,301	634	*667*	62,710	30,467	*32,243*
Group 34.—Furniture.						
197.—Upholsterers	...	...	...	...	...	...
198.—Furniture makers	12	5	*7*	137	67	*70*
199.—Frame-makers	...	...	...	...	...	...
200.—Looking-glass makers and sellers	57	24	*33*	160	79	*81*
Total Group 34 ...	69	29	*40*	297	146	*151*
Group 35.—Harness.						
201.—Saddlery and harness makers and sellers	...	...	...	52	31	*21*
202.—Saddle cloth makers, embroiderers and sellers	...	...	...	37	22	*15*
203.—Whip and goad makers	...	...	...	...	...	...
Total Group 35 ...	...	...	...	89	53	*36*
Group 36.—Tools and machinery.						
204.—Knife and tool makers and sellers	1,095	426	*669*	1,796	871	*925*
204-A.—Plough makers and sellers ...	237	145	*92*	6,612	3,473	*3,139*
205.—Knife and tool grinders	...	...	...	8	3	*5*
206.—Looms and loom-comb makers and sellers	10	5	*5*	18	10	*8*
207.—Mechanics (not railway)	531	252	*279*	8	4	*4*
208.—Machinery dealers	...	...	...	...	...	...
Total Group 36 ...	1,873	828	*1,045*	8,442	4,361	*4,081*
Group 37.—Arms and ammunition.						
209.—Gun makers, menders, and sellers	34	23	*11*	37	15	*22*
210.—Ammunition and cap dealers ...	...	...	...	...	...	...
211.—Gun-powder makers and sellers	5	5	...	2	2	...
212.—Fire-work makers and sellers ...	291	128	*163*	973	515	*458*
213.—Sword and scabbard makers and sellers	...	...	...	32	15	*17*
215.—Bow and arrow makers and sellers	...	...	...	9	5	*4*
216.—Cudgel makers and sellers ...	9	2	*7*	40	18	*22*
Total Group 37 ...	339	158	*181*	1,093	570	*523*
Total Order XI ...	9,140	4,529	*4,611*	82,007	40,498	*41,509*

This content downloaded from
14.194.219.90 on Fri, 09 Feb 2024 06:46:19 +00:00
All use subject to https://about.jstor.org/terms

TIONS.—DIVISIONAL TOTALS—*continued.*

Bhagalpur Division.			Orissa Division.			Chutia Nagpur Division.		
Total.	Male.	Female.	Total.	Male.	Female.	Total.	Male.	Female.
262	120	*142*	...	...	...	167	84	*83*
275	126	*149*	1,693	863	*830*	446	214	*232*
994	665	*329*	...	...	...	101	68	*33*
4,479	2,218	*2,261*	2,480	1,196	*1,284*	373	232	*141*
437	260	*177*	62	38	*24*	266	170	*96*
53	10	*43*	45	12	*33*	56	18	*38*
16,011	8,280	*7,731*	6,548	3,220	*3,328*	4,073	2,563	*2,110*
...	...	...	...	...	...	...	...	...
41	35	*6*	51	26	*25*	...	...	...
10	6	*4*	...	...	...	...	...	...
2	1	*1*	...	...	...	...	...	...
53	42	*11*	51	26	*25*	...	...	...
1	1	...	...	...	...	...	...	...
...	...	...	...	...	...	...	...	...
11	8	*3*	...	...	...	...	...	...
12	9	*3*	...	...	...	...	...	...
1,310	602	*708*	301	166	*135*	1,954	1,095	*859*
2,822	1,724	*1,098*	5,695	3,192	*2,503*	6,318	3,405	*2,913*
14	6	*8*	...	...	...	...	...	...
4	4	...	31	19	*12*	10	4	*6*
22	11	*11*	4	4	...	...	...	...
...	...	...	...	...	...	...	...	...
4,172	2,347	*1,825*	6,031	3,381	*2,650*	8,282	4,504	*3,778*
381	195	*186*	13	5	*8*	39	35	*4*
...	...	...	...	...	...	...	...	...
14	7	*7*	145	71	*74*	15	9	*6*
443	212	*231*	51	34	*17*	246	125	*121*
38	16	*22*	...	...	...	...	...	...
...	...	...	28	13	*15*	...	...	...
46	21	*25*	35	22	*13*	234	121	*113*
922	451	*471*	272	145	*127*	534	290	*244*
25,216	13,057	*12,159*	16,345	8,706	*7,639*	17,136	9,062	*8,074*

This content downloaded from
14.194.219.90 on Fri, 09 Feb 2024 06:46:19 +00:00
All use subject to https://about.jstor.org/terms

TABLE XVII—PART B.—OCCUPA

Occupations.	Bardwan Division.			Presidency	
	Total.	Male.	Female.	Total.	Male.
CLASS D—*continued.*					
ORDER XII.—TEXTILE FABRICS AND DRESS.					
Group 38.—Wool and fur.					
217.—Carpet-weavers and sellers ...	5	3	2	...	...
218.—Shawl-weavers and sellers ...	254	159	95	63	34
219.—Felt and pasham workers and sellers	...	...	...	...	...
220.—Blanket weavers and sellers ...	553	276	277	534	227
221.—Woollen cloth manufacturers and dealers	75	32	43	7,764	5,519
222.—Woollen yarn spinners and sellers	4	...	4	2	2
225.—Fur dealers	4	2	2	...	...
Total Group 38 ...	895	472	423	8,363	5,782
Group 39.—Silk.					
226.—Silk-worm rearers and cocoon gatherers	7,802	3,860	3,942	31,700	16,049
227.—Silk carders and spinners ...	1,574	753	821	12,052	4,923
228.—Silk weavers and dealers	7,280	3,232	4,048	11,560	6,611
230.—Braid and ribbon makers and sellers	...	...	...	4	4
Total Group 39 ...	16,656	7,845	8,811	55,316	26,987
Group 40.—Cotton.					
231.—Cotton cleaners, pressers and ginners	180	105	75	478	221
231-A.—Raw cotton dealers	521	251	270	260	1
232.—Cotton carpet and rug makers and sellers	33	15	18	...	...
233.—Cotton spinners, sizers and yarn beaters	6,605	1,609	4,996	2,537	680
234.—Cotton weavers, mill-owners, and managers	138,528	68,538	69,990	94,510	49,084
236.—Calenderers, fullers and printers	54	26	28	138	107
237.—Cotton dyers	399	144	255	480	268
238.—Tape makers and sellers	419	126	293	395	219
Total Group 40 ...	146,739	70,814	75,925	98,798	50,806
Group 41.—Jute, flax, coir, &c.					
240.—Flax-spinners, weavers and sellers	314	205	109	54	26
241.—Rope makers and sellers	3,553	1,264	2,289	3,131	1,138
242.—Jute manufacturers, managers and agents	16,997	10,570	6,427	13,631	9,460
243-A.—Raw jute dealers	1,662	759	903	4,219	1,753
243.—Sacking, tarpaulin, and gunny sellers	2,485	1,140	1,345	2,982	1,696
244.—Net makers and sellers	1,562	535	1,027	2,148	779
245.—Fancy work dealers	12	...	12	...	...
246.—Coir preparers, manufacturers and sellers	18	11	7	9	3
Total Group 41 ...	26,603	14,484	12,119	26,174	14,855

This content downloaded from
14.194.219.90 on Fri, 09 Feb 2024 06:46:19 +00:00
All use subject to https://about.jstor.org/terms

TIONS.—DIVISIONAL TOTALS—*continued.*

Division.	Rajshahi Division.			Dacca Division.		
Female.	Total.	Male.	Female.	Total.	Male.	Female.
...	3	3	...	...	...	...
29	5		...	30	16	14
...	...	...	...	...	...	...
307	167	86	81	...	...	...
2,245	3	3	...	530	297	233
...	...	...	...	...	...	...
...	...	...	...	...	...	...
2,581	178	97	81	560	313	247
15,651	8,743	3,941	4,802	...	...	...
7,129	3,194	1,395	1,799	1	...	1
5,549	2,326	1,101	1,225	55	...	55
...	...	...	...	...	...	...
28,329	14,263	6,437	7,826	56	...	56
187	72	47	25	834	259	575
103	53	20	33	342	176	166
...	25	23	3	...	...	...
1,857	1,451	158	1,293	5,240	777	4,463
45,426	58,221	30,611	27,610	141,170	66,115	75,055
29	151	88	63	1,785	970	815
219	49	32	17	10	4	6
176	225	107	118	4	2	2
47,990	60,247	31,085	29,162	149,385	68,303	81,082
28	320	106	214	367	83	284
1,993	420	203	217	1,215	617	598
4,171	989	490	499	5,029	3,061	1,968
2,466	4,957	2,457	2,500	5,450	2,727	2,723
1,286	7,464	2,677	4,787	10,178	4,320	5,858
1,369	228	50	178	4,121	1,193	2,928
...	...	...	...	...	...	...
6	...	...	...	...	...	...
11,319	14,376	5,983	8,395	26,360	12,001	14,359

This content downloaded from
14.194.219.90 on Fri, 09 Feb 2024 06:46:19 +00:00
All use subject to https://about.jstor.org/terms

TABLE XVII—PART B.—OCCUPA

Occupations.	Chittagong Division.			Patna Division.		
	Total.	Male.	Female.	Total.	Male.	Female.
CLASS D—*continued.*						
ORDER XII.—TEXTILE FABRICS AND DRESS.						
Group 38.—Wool and fur.						
217.—Carpet weavers and sellers ...	38	18	*20*	285	169	*116*
218.—Shawl-weavers and sellers	1	1	...	456	280	*176*
219.—Felt and pasham workers and sellers	...	...	...	6	6	...
220.—Blanket weavers and sellers ...	...	...	...	27,075	13,467	*13,608*
221.—Woollen cloth manufacturers and dealers	...	...	...	9	4	*5*
222.—Woollen yarn spinners and sellers	...	...	...	40	25	*15*
225.—Fur dealers	...	...	...	...	...	...
Total Group 38 ...	39	19	*20*	27,871	13,951	*13,920*
Group 39.—Silk.						
226.—Silk-worm rearers and cocoon gatherers	...	...	...	...	...	...
227.—Silk carders and spinners	...	...	...	4	2	*2*
228.—Silk weavers and dealers	62	28	*34*	41	13	*28*
230.—Braid and ribbon makers and sellers	...	...	...	...	...	...
Total Group 39 ...	62	28	*34*	45	15	*30*
Group 40.—Cotton.						
231.—Cotton cleaners, pressers and ginners	46	38	*8*	27,922	12,939	*14,983*
231—A.—Raw cotton dealers	620	310	*310*	3,752	1,710	*2,042*
232.—Cotton carpet and rug makers and sellers	2	...	*2*	1,530	768	*762*
233.—Cotton spinners, sizers and yarn beaters	16,993	2,160	*14,833*	27,020	3,611	*23,409*
234.—Cotton weavers, mill-owners and managers	83,908	40,647	*43,261*	137,462	70,158	*67,304*
236.—Calenderers, fullers and printers	20	10	*10*	4,066	2,139	*1,927*
237.—Cotton dyers	58	20	*38*	18,284	9,095	*9,189*
238.—Tape makers and sellers	7	7	...	57	42	*15*
Total Group 40 ...	101,654	43,192	*58,462*	220,093	100,462	*119,631*
Group 41.—Jute, flax, coir, &c.						
240.—Flax-spinners, weavers and sellers	103	55	*48*	320	136	*184*
241.—Rope makers and sellers	493	252	*241*	6,237	2,170	*4,067*
242.—Jute manufacturers, managers and agents	154	68	*86*	682	372	*310*
242—A.—Raw jute dealers	1,827	931	*896*	4	4	...
243.—Sacking, tarpaulin, and gunny sellers	948	389	*559*	2,215	1,161	*1,054*
244.—Net makers and sellers	4,575	1,641	*2,934*	811	331	*480*
245.—Fancy work dealers	...	...	...	...	...	...
246.—Coir preparers, manufacturers and sellers	...	...	...	...	...	...
Total Group 41 ...	8,100	3,336	*4,764*	10,269	4,174	*6,095*

This content downloaded from
14.194.219.90 on Fri, 09 Feb 2024 06:46:19 +00:00
All use subject to https://about.jstor.org/terms

TIONS.—DIVISIONAL TOTALS—*continued.*

Bhagalpur Division.			Orissa Division.			Chutia Nagpur Division.		
Total.	Male.	Female.	Total.	Male.	Female.	Total.	Male.	Female.
40	22	18	...	...	...	...	...	...
24	19	5	25	11	14	6	6	...
...	...	...	34	17	17	...	...	...
3,767	1,880	1,887	24	14	10	2,940	1,461	1,479
19	13	6	...	...	...	22	10	13
...	...	...	1	...	1	47	23	24
...	...	...	...	...	...	77	48	29
3,850	1,934	1,916	84	42	42	3,092	1,548	1,544
32,001	15,386	16,615	9	6	3	...	...	...
1,988	982	1,006	66	20	46	196	29	167
3,064	1,553	1,511	582	336	246	617	369	248
...	...	...	...	...	...	...	...	...
37,053	17,921	19,132	657	362	295	813	398	415
3,914	1,922	1,992	1,734	970	764	2,315	987	1,328
542	264	278	413	164	249	128	70	58
50	25	25	417	151	266	112	49	63
8,487	1,005	7,462	17,907	1,585	16,329	7,758	1,174	6,584
75,794	37,676	38,118	95,300	48,399	46,901	99,093	51,747	47,346
181	68	113	...	...	...	31	28	3
1,106	536	570	28	1	27	372	182	190
1	...	1	...	...	...	...	...	...
90,055	41,496	48,559	116,799	51,270	64,529	109,809	54,237	55,572
329	130	199	...	...	...	211	103	108
1,086	436	650	5,047	928	4,119	2,623	1,231	1,392
281	157	124	148	103	45	...	...	...
114	51	60	5,370	2,670	2,700	...	...	...
1,426	392	1,034	1,001	322	679	214	45	169
669	381	288	504	179	325	310	168	142
...	...	...	...	...	...	...	...	...
...	...	...	...	...	...	...	...	...
3,902	1,547	2,355	12,070	4,202	7,868	3,358	1,547	1,811

This content downloaded from
14.194.219.90 on Fri, 09 Feb 2024 06:46:19 +00:00
All use subject to https://about.jstor.org/terms

TABLE XVII—PART B.—OCCUPA

Occupations.	Bardwan Division.			Presidency	
	Total.	Male.	Female.	Total.	Male.
CLASS D—*continued.*					
***ORDER XII*—concluded.**					
Group 42.—Dress.					
247.—*Tailors and darners*	19,651	9,917	9,734	44,032	23,410
248.—*Milliners and dress-makers* ...	91	36	55	126	127
249.—*Outfitters and clothes and quilt dealers*	573	288	285	782	391
250.—*Hosiers and haberdashers* ...	34	14	20	23	23
251—*Hat, cap, and turban makers and sellers*	151	79	72	1,316	926
252.—*Turban binders*	...	...	...	2	...
253.—*Umbrella makers and sellers* ...	506	225	281	1,219	747
254.—*Embroiderers and lace and muslin makers*	342	173	169	350	170
255.—*Button makers and sellers*	...	...	...	...	...
256.—*False-plait makers and sellers* ...	...	...	...	12	4
257.—*Piece-goods dealers*	55,268	30,491	24,777	47,833	26,171
Total Group 42 ...	76,716	41,223	35,493	95,705	51,969
Total Order XII ...	267,609	134,838	132,771	284,354	150,399
ORDER XIII.—METALS AND PRECIOUS STONES.					
Group 43.—Gold, silver, and precious stones.					
258.—*Gold and silver dealers*	5,071	2,274	2,797	3,325	1,828
259 and 260.—*Gold and silver assayers and workers*	37,121	18,363	18,758	53,964	29,043
261.—*Gold beaters*	...	...	...	...	...
262.—*Goldsmiths' dust washers*	100	59	41	178	86
263.—*Gold miners, managers, agents* ...	...	...	...	...	...
265.—*Electro-platers*	74	29	45	434	235
268.—*Diamond polishers and dealers* ...	221	152	69	23	18
273.—*Pearl and other precious stone dealers*	39	30	9	1	...
274.—*Coral dealers*	...	...	...	434	215
275.—*Cornelian and agate cutters and dealers*	...	...	...	...	...
Total Group 43 ...	42,626	20,907	21,719	58,359	31,425
Group 44. Brass, copper, and bell-metal.					
276.—*Brass workers and sellers* ...	5,153	2,490	2,663	1,396	841
277.—*Brass-pot makers and sellers* ...	11,971	5,927	6,044	5,101	2,250
279.—*Copper workers and sellers* ...	111	66	45	30	29
280.—*Brass and copper wire drawers and sellers*	1	1	...	714	470
281.—*Bell-metal workers and sellers* ...	3,724	1,810	1,914	3,473	1,697
282.—*General workers in brass, copper, and bell-metal*	3,979	1,996	1,983	1,861	957
283.—*Brass and copper dealers*	515	455	60	758	578
Total Group 44 ...	25,454	12,745	12,709	13,333	6,822

This content downloaded from
14.194.219.90 on Fri, 09 Feb 2024 06:46:19 +00:00
All use subject to https://about.jstor.org/terms

TIONS.—DIVISIONAL TOTALS—*continued.*

Division.	Rajshahi Division.			Dacca Division.		
Female.	Total.	Male.	Female.	Total.	Male.	Female.
20,622	10,811	5,656	5,155	17,004	8,207	8,797
9	2	...	2	111	54	57
391	102	58	44	246	111	135
...	66	34	32	172	94	78
390	...	...	...	716	372	344
2	...	...	...	...	...	...
472	268	179	89	422	247	175
180	403	244	159	279	127	152
...	...	...	...	15	6	9
8	...	...	...	14	12	2
21,662	21,713	11,720	9,993	28,053	14,584	13,469
43,736	33,365	17,891	15,474	47,032	23,814	23,218
133,955	122,431	61,493	60,938	223,393	104,431	118,962
1,497	1,856	802	1,054	3,155	1,317	1,838
24,921	34,678	17,582	17,096	48,351	23,960	24,391
...	...	...	...	...	...	...
92	10	5	5	588	275	313
...	...	...	...	...	...	...
199	3	3	...	71	42	29
5	...	...	...	12	5	7
1	9	3	6	...	...	...
219	1	1	...	5	5	...
...	...	...	...	...	...	...
26,934	36,557	18,396	18,161	52,182	25,604	26,578
555	462	332	130	2,220	1,088	1,132
2,851	3,227	1,761	1,466	2,220	1,248	972
1	41	38	3	109	49	60
244	...	...	...	...	...	...
1,776	945	291	654	2,973	1,490	1,483
904	504	285	219	1,421	636	785
180	167	94	73	2,224	1,084	1,140
6,511	5,348	2,801	2,545	11,167	5,595	5,572

This content downloaded from
14.194.219.90 on Fri, 09 Feb 2024 06:46:19 +00:00
All use subject to https://about.jstor.org/terms

TABLE XVII—PART B.—OCCUPA

Occupations.	Chittagong Division.			Patna Division.		
	Total.	Male.	Female.	Total.	Male.	Female.
CLASS D—*continued.*						
***ORDER XII*—concluded.**						
Group 42.—Dress.						
247.—Tailors and darners	9,470	4,842	*4,628*	58,139	26,680	*31,459*
248.—Milliners and dress-makers ...	5	5	...	...	...	...
249.—Outfitters and clothes and quilt dealers	14	8	*6*	122	59	*63*
250.—Hosiers and haberdashers	643	325	*318*	161	89	*72*
251.—Hat, cap, and turban makers and sellers	105	55	*50*	635	337	*298*
252.—Turban binders	...	...	...	115	92	*23*
253.—Umbrella makers and sellers ...	446	240	*206*	160	93	*67*
254.—Embroiderers and lace and muslin makers	67	25	*42*	1,825	1,085	*740*
255.—Button makers and sellers ...	...	...	...	...	...	...
256.—False-plait makers and sellers ...	...	...	...	...	...	...
257.—Piece-goods dealers	10,685	5,513	*5,172*	51,916	26,535	*25,381*
Total Group 42 ...	21,435	11,013	*10,422*	113,073	54,970	*58,103*
Total Order XII ...	131,290	57,588	*73,702*	371,351	173,572	*197,779*
ORDER XIII.—METALS AND PRECIOUS STONES.						
Group 43.—Gold, silver, and precious stones.						
258.—Gold and silver dealers	1,394	576	*818*	3,533	2,288	*1,245*
259 and 260.—Gold and silver assayers and workers	19,686	10,285	*9,401*	71,326	33,465	*37,861*
261.—Gold beaters	...	...	...	88	26	*62*
262.—Goldsmiths' dust washers	1	...	*1*	336	233	*103*
263.—Gold miners, managers, agents ...	...	...	...	...	...	...
265.—Electro-platers	...	...	...	...	...	...
268.—Diamond polishers and dealers ...	...	...	...	6	4	*2*
273.—Pearl and other precious stone dealers	...	...	...	45	23	*22*
274.—Coral dealers	2	2	...	20	11	*9*
275.—Cornelian and agate cutters and dealers	...	...	...	...	...	...
Total Group 43 ...	21,083	10,863	*10,220*	75,354	36,050	*39,304*
Group 44.—Brass, copper, and bell-metal.						
276.—Brass workers and sellers	405	84	*321*	3,422	1,426	*1,996*
277.—Brass-pot makers and sellers ...	349	186	*163*	2,287	1,156	*1,131*
279.—Copper workers and sellers ...	71	35	*36*	23	14	*9*
280.—Brass and copper wire drawers and sellers	...	...	...	74	38	*36*
281.—Bell-metal workers and sellers ...	128	103	*25*	7,753	4,117	*3,636*
282.—General workers in brass, copper, and bell-metal	353	179	*174*	9,264	4,769	*4,495*
283.—Brass and copper dealers	596	375	*221*	22	7	*15*
Total Group 44 ...	1,902	962	*940*	22,845	11,527	*11,318*

This content downloaded from
14.194.219.90 on Fri, 09 Feb 2024 06:46:19 +00:00
All use subject to https://about.jstor.org/terms

TIONS.—DIVISIONAL TOTALS—*continued.*

Bhagalpur Division.			Orissa Division.			Chutia Nagpur Division.		
Total.	Male.	Female.	Total.	Male.	Female.	Total.	Male.	Female.
16,313	7,977	*8,336*	3,574	1,740	*1,834*	6,143	2,896	*3,247*
...	...	...	...	...	...	...	...	...
20	4	*16*	...	...	...	10	10	...
41	3	*38*	...	...	...	42	36	*6*
63	33	*30*	12	2	*10*	69	13	*56*
...	...	...	14	9	*5*	...	...	...
190	89	*101*	1,240	606	*634*	46	31	*15*
72	32	*40*	...	...	...	95	...	*95*
...	...	...	...	...	...	...	...	...
...	...	...	...	...	...	...	...	...
24,347	13,387	*10,960*	16,284	9,125	*7,159*	6,480	3,893	*2,587*
41,046	21,525	*19,521*	21,124	11,482	*9,642*	12,885	6,879	*6,006*
175,908	84,423	*91,485*	149,734	67,358	*82,376*	129,957	64,609	*65,348*
1,482	1,100	*382*	1,717	1,079	*638*	181	112	*69*
25,796	12,885	*12,911*	24,002	11,893	*12,109*	7,784	3,943	*3,841*
...	...	...	...	...	...	...	...	...
119	65	*54*	...	...	...	464	231	*233*
...	...	...	...	...	...	6	6	...
9	5	*4*	...	...	...	...	...	...
...	...	...	...	...	...	...	...	...
4	3	*1*	...	...	...	...	...	...
16	8	*8*	9	9	...	...	...	...
...	...	...	...	...	...	75	33	*42*
27,426	14,066	*13,360*	25,728	12,981	*12,747*	8,510	4,325	*4,185*
1,683	1,209	*474*	5,279	3,295	*2,984*	2,015	987	*1,028*
2,229	1,011	*1,218*	1,503	800	*703*	813	544	*269*
13	5	*8*	...	...	...	...	...	...
...	...	...	...	...	...	...	...	...
1,326	796	*530*	12,616	6,664	*5,952*	1,317	733	*584*
4,924	2,579	*2,345*	229	97	*132*	3,446	1,794	*1,652*
436	335	*101*	1,149	591	*558*	59	59	...
10,611	5,935	*4,676*	20,776	10,447	*10,329*	7,650	4,117	*3,533*

This content downloaded from
14.194.219.90 on Fri, 09 Feb 2024 06:46:19 +00:00
All use subject to https://about.jstor.org/terms

TABLE XVII—PART B.—OCCUPA

Occupations.	Burdwan Division.			Presidency	
	Total.	Male.	Female.	Total.	Male.
CLASS D.—*continued.*					
***ORDER XIII.*—concluded.**					
Group 45. Tin, zinc, mercury, and lead.					
284.—Tin workers and sellers	1,039	519	520	5,287	2,970
285.—Tinfoil makers and sellers	2	...	2	...	...
286.—Zinc workers and sellers	39	16	23	1	1
287.—Lead and quicksilver workers and sellers	21	10	11	178	125
288.—General workers in tin, lead, and zinc	38	18	20	568	478
Total Group 45 ...	1,139	563	576	6,034	3,574
Group 46.—Iron and Steel.					
289.—Iron and steel founders, smelters, and sellers	843	416	227	294	102
290.—Blacksmiths	34,427	18,955	15,472	36,290	20,013
291.—Iron and hardware dealers ...	4,045	2,076	1,969	3,340	2,104
292.—Nail makers and sellers	12	12	...	16	7
293.—Lock makers menders, and sellers	101	58	43	158	77
Total Group 46 ...	39,228	21,517	17,711	40,098	22,363
Total Order XIII ...	108,447	55,732	52,715	117,824	64,184
ORDER XIV.—GLASS, POTTERY, AND STONEWARE.					
Group 47.—Glass and Chinaware.					
295.—Glass-blowers, window-glass makers	64	43	21	137	43
296.—Bottle dealers	89	22	67	410	268
297.—Glass and Chinaware dealers ...	133	81	52	998	618
Total Group 47 ...	286	146	140	1,545	929
Group 48.—Earthen and stone-ware.					
298—Potters and pipe-bowl-makers, &c.	52,918	26,320	26,598	53,259	26,553
298-A.—Image makers and sellers ...	1,444	734	710	1,211	666
299—Grindstone and millstone makers and sellers	141	70	71	85	49
300—Pestle and mortar makers and sellers	...	...	...	21	13
Total Group 48 ...	54,503	27,124	27,379	54,576	27,281
Total Order XIV ...	54,789	27,270	27,519	56,121	28,210
ORDER XV—WOOD, CANE AND LEAVES, &c.					
Group 49.—Timber and wood.					
302.—Timber and bamboo agents and dealers	23,155	10,207	12,948	16,142	8,932
303.—Wood cutters and sawyers	3,769	1,896	1,873	7,910	4,150
304.—Carpenters	37,517	18,319	19,198	62,401	31,394
305.—Coopers and box makers	904	397	507	1,031	766
Total Group 49 ...	65,345	30,819	34,526	87,484	48,242

This content downloaded from
14.194.219.90 on Fri, 09 Feb 2024 06:46:19 +00:00
All use subject to https://about.jstor.org/terms

TIONS.—DIVISIONAL TOTALS—*continued.*

Division.	Rajshahi Division.			Dacca Division.		
Female.	Total.	Male.	Female.	Total.	Male.	Female.
2,317	161	79	82	918	455	463
...	...	...	...	22	9	13
...	81	41	40	15	7	8
53	33	18	15	151	76	75
90	30	13	17	148	87	61
2,460	305	151	154	1,254	634	620
139	...	...	...	...	...	...
16,277	17,458	9,117	8,341	15,815	8,155	7,660
1,236	881	443	438	1,430	701	729
9	6	3	3	58	31	27
81	...	...	...	331	166	165
17,735	18,345	9,563	8,782	17,634	9,053	8,581
53,640	60,553	30,911	29,642	82,237	40,886	41,351
94	...	...	...	208	121	87
142	6	5	1	154	87	67
380	12	4	8	368	188	180
616	18	9	9	730	396	334
26,706	31,125	15,267	15,858	52,459	23,120	29,339
545	512	251	261	1,890	898	992
36	61	40	21	107	75	32
8	...	...	...	...	...	...
27,295	31,698	15,558	16,140	54,456	27,093	27,363
27,911	31,716	15,567	16,149	55,186	27,489	27,697
7,210	2,416	1,221	1,195	17,657	8,340	9,317
3,760	7,484	4,261	3,223	9,759	5,040	4,719
28,007	35,202	18,030	16,272	72,743	36,197	36,546
265	33	17	16	230	132	98
39,242	45,135	24,429	20,706	100,389	49,709	50,680

This content downloaded from
14.194.219.90 on Fri, 09 Feb 2024 06:46:19 +00:00
All use subject to https://about.jstor.org/terms

TABLE XVIII—PART B.—OCCUPA

Occupations.	Chittagong Division.			Patna Division.		
	Total.	Male.	Female.	Total.	Male.	Female.
CLASS D.—*continued*						
***ORDER XIII*—concluded.**						
Group 45.—Tin, zinc, mercury, and lead.						
284.—Tin workers and sellers	339	178	*161*	1,068	537	*531*
285.—Tinfoil makers and sellers ...	1	1	...	76	53	*23*
286.—Zinc workers and sellers	...	...	...	367	213	*154*
287.—Lead and quicksilver workers and sellers	32	14	*18*	223	110	*113*
288.—General workers in tin, lead, and zinc	34	22	*12*	140	72	*68*
Total Group 45 ...	406	215	*191*	1,874	985	*889*
Group 46.—Iron and steel.						
289.—Iron and steel founders, smelters, and sellers	...	...	...	...	...	...
290.—Blacksmiths	8,542	4,460	*4,082*	87,754	47,121	*40,633*
291.—Iron and hardware dealers ...	582	335	*247*	3,260	1,662	*1,598*
292.—Nail makers and sellers	...	...	...	...	...	...
293.—Lock makers, menders, and sellers	...	...	...	...	...	...
Total Group 46 ...	9,124	4,795	*4,329*	91,014	48,783	*42,231*
Total Order XIII ...	32,515	16,835	*15,680*	191,087	97,345	*93,742*
ORDER XIV.—GLASS, POTTERY, AND STONEWARE.						
Group 47.—Glass and Chinaware.						
295.—Glass-blowers, window-glass makers	3	1	*2*	20	9	*11*
296.—Bottle dealers	9	6	*3*	25	6	*19*
297.—Glass and Chinaware dealers ...	83	54	*29*	270	147	*123*
Total Group 47 ...	95	61	*34*	315	162	*153*
Group 48.—Earthen and stone-ware.						
298.—Potters and pipe-bowl makers, &c.	25,006	12,727	*12,279*	123,239	60,585	*62,654*
298—A.—Image makers and sellers ...	613	311	*302*	477	294	*183*
299.—Grindstone and millstone makers and sellers	73	46	*27*	1,258	642	*616*
300.—Pestle and mortar makers and sellers	...	...	...	10	6	*4*
Total Group 48 ...	25,692	13,084	*12,608*	124,984	61,527	*63,457*
Total Order XIV ...	25,787	13,145	*12,642*	125,299	61,689	*63,610*
ORDER XV.—WOOD, CANE AND LEAVES, &c.						
Group 49.—Timber and wood.						
302.—Timber and bamboo agents and dealers	5,525	2,403	*3,122*	13,559	6,109	*7,450*
303.—Wood cutters and Sawyers ...	3,009	1,533	*1,476*	3,570	1,957	*1,613*
304.—Carpenters	14,996	7,895	*7,101*	55,416	28,013	*27,403*
305.—Coopers and box makers	117	66	*51*	270	126	*144*
Total Group 49 ...	23,647	11,897	*11,750*	72,815	36,205	*36,610*

This content downloaded from
14.194.219.90 on Fri, 09 Feb 2024 06:46:19 +00:00
All use subject to https://about.jstor.org/terms

TIONS.—DIVISIONAL TOTALS—*continued.*

Bhagalpur Division.			Orissa Division.			Chutia Nagpur Division.		
Total.	Male.	Female.	Total.	Male.	Female.	Total.	Male.	Female.
411	218	*193*	635	316	*319*	340	180	*160*
...	...	...	30	12	*18*	...	...	...
11	4	*7*	...	...	...	...	...	...
261	131	*130*	...	...	...	50	22	*28*
62	34	*28*	...	...	...	131	69	*62*
745	387	*358*	665	328	*337*	521	271	*250*
431	226	*205*	1	1	...	1,390	694	*696*
36,348	18,622	*17,726*	17,604	8,950	*8,654*	50,723	25,890	*24,833*
2,005	1,055	*950*	457	229	*228*	1,300	669	*631*
...	...	...	...	...	...	...	...	...
...	...	...	...	...	...	21	13	*8*
38,784	19,903	*18,881*	18,062	9,180	*8,882*	53,434	27,266	*26,168*
77,566	40,291	*37,275*	65,231	33,036	*32,295*	70,115	35,979	*34,136*
7	6	*1*	6	3	*3*	...	...	...
10	6	*4*	...	...	...	21	...	*21*
8	3	*5*	100	53	*47*	70	39	*31*
25	15	*10*	106	56	*50*	91	39	*52*
46,869	23,306	*23,563*	37,946	18,852	*19,094*	39,662	19,684	*19,978*
251	131	*120*	113	61	*52*	65	21	*44*
244	172	*72*	...	...	...	3,075	1,619	*1,456*
...	...	...	...	...	...	...	...	...
47,364	23,609	*23,755*	38,059	18,913	*19,146*	42,802	21,324	*21,478*
47,389	23,624	*23,765*	38,165	18,969	*19,196*	42,893	21,363	*21,530*
10,439	4,544	*5,895*	11,019	3,780	*7,239*	17,448	6,652	*10,796*
3,237	1,767	*1,470*	4,721	2,382	*2,339*	856	438	*418*
23,692	12,153	*11,539*	18,113	9,613	*9,505*	12,418	6,233	*6,185*
6	6	...	5	3	*2*	278	154	*122*
37,374	18,470	*18,904*	34,863	15,778	*19,085*	30,998	13,477	*17,521*

This content downloaded from
14.194.219.90 on Fri, 09 Feb 2024 06:46:19 +00:00
All use subject to https://about.jstor.org/terms

TABLE XVII—PART B.—OCCUPA

Occupations.	Bardwan Division.			Presidency	
	Total.	Male.	Female.	Total.	Male.
CLASS D—*continued.*					
***ORDER XV*—concluded.**					
Group 50.—Canework, matting and leaves, &c.					
306.—Bamboo and rattan splitters and sellers	8,948	4,052	*4,861*	4,295	2,157
307.—Basket weavers and winnowing pan makers and sellers	25,821	11,624	*14,197*	17,860	9,167
308.—Mat makers and sellers	22,816	9,109	*13,707*	11,216	5,446
309.—Screen (chik) makers and sellers	228	111	*115*	17	10
310.—Leaf-plate makers and sellers	3,512	1,068	*2,444*	70	30
311.—Tooth-stick sellers	7	4	*3*	30	14
312.—Leaf-fan makers and sellers	333	164	*169*	196	126
313.—Brush and comb-makers and sellers	737	369	*368*	65	31
314.—Broom makers and sellers	428	136	*292*	19	9
315.—Pith and bark collectors, workers and sellers	1,249	449	*800*	1,052	589
Total Group 50	64,072	27,116	*36,956*	34,820	17,573
Total Order XV	128,417	57,935	*71,482*	122,304	65,815
ORDER XVI.—DRUGS, GUMS, DYES, etc.					
Group 51.—Gums, wax and similar Forest produce.					
319.—Catechu preparers	16	12	*4*	...	...
320.—Lac collectors and sellers	304	168	*136*	21	16
321.—Sealing-wax makers and sellers	...	...	...	255	296
323.—Wax, honey, and general minor produce collectors and sellers	66	40	*26*	242	173
Total Group 51	386	220	*166*	618	485
Group 52.—Drugs, dyes, pigments, &c.					
324.—Chemists and druggists	805	420	*385*	2,386	1,209
326.—Saltpetre workers and sellers	3	3	...	23	13
328.—Soap makers and sellers	137	90	*47*	204	121
330.—Indigo dealers	134	73	*61*	498	319
332.—Ink-makers and sellers	2	...	*2*	244	158
336.—Kanku (red powder) preparers and sellers	242	126	*116*	192	78
336-A.—Paint shop keepers	182	93	*89*	256	150
337.—Perfume preparers and sellers	328	174	*154*	338	215
Total Group 52	1,833	979	*854*	4,141	2,263
Total Order XVI	2,219	1,199	*1,020*	4,757	2,745
ORDER XVII.—LEATHER, HORNS, BONES AND GREASE.					
Group 53.—Leather, &c.					
338.—Tanners, curriers and hide sellers	1,777	91	*859*	8,408	4,631
339.—Shoe, sandals and boot makers and sellers	25,270	13,125	*12,145*	35,250	23,419

This content downloaded from
14.194.219.90 on Fri, 09 Feb 2024 06:46:19 +00:00
All use subject to https://about.jstor.org/terms

TIONS.—DIVISIONAL TOTALS—*continued.*

Division.	Rajshahi Division.			Dacca Division.		
Female.	Total.	Male.	Female.	Total.	Male.	Female.
2,138	4,207	1,995	2,212	4,008	1,889	2,119
8,603	7,479	3,478	4,001	5,429	2,829	2,600
5,776	7,453	3,001	4,452	17,131	7,617	9,514
7	...	...	...	33	12	21
40	418	104	314	145	48	97
16	...	...	...	...	...	...
70	6	4	2	284	168	116
34	222	116	106	970	443	527
10	1	...	1	393	176	217
463	788	373	415	2,874	1,278	1,596
17,247	20,574	9,071	11,503	31,247	14,440	16,807
56,489	65,709	33,500	32,209	131,636	64,149	67,487
...	22	12	10	14	6	8
5	9	5	4	...	...	...
59	...	...	...	...	...	...
69	42	38	4	22	10	12
133	73	55	18	36	16	20
1,177	123	73	50	2,551	1,257	1,294
11	...	...	...	...	...	...
83	16	15	1	64	24	40
179	32	18	14	...	...	...
86	...	...	...	35	27	8
114	65	48	17	76	22	54
106	24	24	...	7	4	3
123	188	93	95	104	45	59
1,879	448	271	177	2,837	1,379	1,458
2,019	521	326	195	2,873	1,395	1,478
3,777	5,937	2,920	3,017	5,788	2,776	3,022
11,831	5,382	3,057	2,325	5,788	5,147	4,641

This content downloaded from
14.194.219.90 on Fri, 09 Feb 2024 06:46:19 +00:00
All use subject to https://about.jstor.org/terms

TABLE XVII—PART B.—OCCUPA

Occupations.	Chittagong Division.			Patna Division.		
	Total.	Male.	Female.	Total.	Male.	Female.
CLASS D—*continued.*						
***ORDER XV*—concluded.**						
Group 50.—Canework, matting and leaves &c.						
306.—Bamboo and rattan splitters, workers and sellers	931	853	78	13,914	6,787	7,127
307.—Basket weavers and winnowing pan makers and sellers	1,340	496	844	38,803	18,047	20,856
308.—Mat makers and sellers	9,977	4,584	5,393	3,856	1,644	2,212
309.—Screen (chik) makers and sellers	...	...	...	77	36	41
310.—Leaf-plate makers and sellers	207	63	144	5,712	2,378	3,334
311.—Tooth-stick sellers	...	...	...	1	...	1
312.—Leaf-fan makers and sellers	5	1	4	287	162	125
313.—Brush and comb-makers and sellers	81	45	36	197	94	193
314.—Broom makers and sellers	14	...	14	47	3	44
315.—Pith and bark collectors, workers and sellers	164	101	63	774	454	320
Total Group 50	12,719	6,143	6,576	64,668	30,505	34,163
Total Order XV	26,366	18,040	18,326	137,483	66,710	70,773
ORDER XVI.—DRUGS, GUMS, DYES, &c.						
Group 51.—Gums, wax, and similar Forest Produce.						
319.—Catechu preparers	23	13	10	17	9	8
320.—Lac collectors and sellers	...	...	...	148	74	72
321.—Sealing-wax makers and sellers	...	...	...	...	...	...
323.—Wax, honey and general minor produce collectors and sellers	18	11	7	181	130	51
Total Group 51	41	24	17	344	213	131
Group 52.—Drugs, dyes, pigments, &c.						
324.—Chemists and druggists	1,715	931	784	844	398	446
326.—Saltpetre workers and sellers	...	...	...	80,131	38,690	41,441
328.—Soap makers and sellers	...	...	...	195	109	86
330.—Indigo dealers	...	...	...	4,595	2,415	2,180
332.—Ink-makers and sellers	...	...	...	67	33	34
336.—Kanku (red powder) preparers and sellers	5	...	5	4,696	2,149	2,547
336-A.—Paint shop keepers	...	...	...	147	76	71
337.—Perfume preparers and sellers	52	29	23	990	508	482
Total Group 52	1,772	960	812	91,665	44,378	47,287
Total Order XVI	1,813	984	829	92,009	44,591	47,418
ORDER XVII.—LEATHER, HORNS, BONES AND GREASE.						
Group 53.—Leather, &c.						
338.—Tanners, curriers and hide sellers	841	392	449	3,086	1,529	1,557
339.—Shoe, sandals and boot makers and sellers	1,783	934	849	79,736	39,395	40,341

This content downloaded from
14.194.219.90 on Fri, 09 Feb 2024 06:46:19 +00:00
All use subject to https://about.jstor.org/terms

TIONS.—DIVISIONAL TOTALS—*continued.*

Bhagalpur Division.			Orissa Division.			Chutia Nagpur Division.		
Total.	Male.	Female.	Total.	Male.	Female.	Total.	Male.	Female.
17,551	7,833	*9,718*	213	126	*87*	16,287	8,159	*8,128*
20,435	9,684	*10,751*	21,808	10,449	*11,359*	18,024	8,118	*9,906*
5,034	1,869	*3,165*	1,606	458	*1,148*	921	386	*535*
10	4	*6*	...	...	...	...	...	...
821	273	*548*	2,737	688	*2,049*	1,116	332	*784*
...	...	...	...	...	...	74	19	*55*
153	67	*86*	104	47	*57*	22	12	*10*
448	220	*228*	234	114	*120*	1,418	768	*650*
7	2	*5*	812	265	*547*	146	47	*99*
522	308	*214*	192	77	*115*	25	16	*9*
44,981	20,260	*24,721*	27,706	12,224	*15,482*	38,033	17,857	*20,176*
82,355	38,730	*43,625*	62,589	28,002	*34,587*	69,031	31,334	*37,697*
124	60	*64*	427	189	*238*	653	366	*287*
271	127	*144*	221	66	*155*	7,794	3,905	*3,889*
...	...	...	...	...	...	9	4	*5*
208	97	*111*	439	237	*202*	182	90	*92*
603	284	*319*	1,087	492	*595*	8,638	4,365	*4,273*
430	267	*163*	41	31	*10*	48	29	*19*
2,679	1,279	*1,400*	...	...	...	...	...	...
18	14	*4*	...	...	...	119	63	*56*
280	164	*116*	...	...	...	...	...	...
...	...	...	9	5	*4*	38	19	*19*
1,348	633	*715*	33	20	*13*	70	20	*50*
...	...	...	...	...	...	...	...	...
170	87	*83*	36	16	*20*	102	42	*60*
4,925	2,444	*2,481*	119	72	*47*	377	173	*204*
5,528	2,728	*2,800*	1,206	564	*642*	9,017	4,540	*4,477*
2,573	1,297	*1,276*	119	56	*63*	535	286	*249*
35,871	18,204	*17,667*	1,180	604	*576*	24,183	12,267	*11,916*

This content downloaded from
14.194.219.90 on Fri, 09 Feb 2024 06:46:19 +00:00
All use subject to https://about.jstor.org/terms

TABLE XVII—PART B.—OCCUPA

Occupations.	Bardwan Division.			Presidency	
	Total.	Male.	Female.	Total.	Male.
CLASS D—*concluded.*					
***ORDER XVII*—concluded.**					
Group 53—*concluded.*					
342.—Hide, horn and bone dealers ...	5,459	2,729	*2,730*	14,311	7,372
345.—Grease preparers and sellers ...	82	32	*50*	...	...
Total Group 53 ...	32,588	16,804	*15,784*	57,969	35,422
Total Order XVII ...	32,588	16,804	*15,784*	57,969	35,422
TOTAL CLASS D ...	1,252,645	608,083	644,562	1,528,460	799,851
CLASS E.—COMMERCE, TRANSPORT, STORAGE.					
ORDER XVIII.—COMMERCE.					
Group 54.—Dealers in money and securities.					
346.—Bankers and Bank managers ...	...	...	...	684	541
347.—Money-lenders and pawnbrokers	12,630	6,284	*6,346*	8,077	4,441
348.—Bill discounters	...	...	...	3	1
350.—Money-changers and testers ...	898	501	*397*	498	217
351.—Bank clerks, cashiers, bill collectors, &c.	504	266	*238*	1,535	896
Total Group 54 ...	14,032	7,051	*6,981*	10,797	6,096
Group 55.—General merchandise.					
352.—General merchants	64,781	31,382	*33,399*	72,227	38,827
353.—Merchants' managers, clerks, &c.	2,337	1,092	*1,245*	24,352	15,188
Total Group 55 ...	67,118	32,474	*34,644*	96,579	54,015
Group 56.—Dealing unspecified.					
354.—Shop-keepers' clerks, salesmen, &c.	1,931	1,058	*873*	1,677	1,144
355.—Shop-keepers' and money lenders' servants	948	572	*376*	3,696	1,953
356.—Shop-keepers, otherwise unspecified	44,648	23,101	*21,547*	61,950	34,752
357.—Pedlars, hawkers, &c.	3,129	1,512	*1,617*	9,089	5,330
Total Group 56 ...	50,656	26,243	*24,413*	76,612	43,179
Group 57.—Middlemen.					
(*a*) Brokers, &c.					
358.—Brokers, agents, dubash	1,881	979	*902*	10,353	7,170
359.—Auctioneers, auditors, actuaries, &c.	10	2	*8*	88	51
Total Group 57 (a) ...	1,891	981	*910*	10,439	7,221
(*b*)—Contractors and farmers.					
360.—Farmers of tolls and ferries ...	153	86	*67*	301	160
360—A.—Lessees of pounds	230	123	*107*	220	125
361.—Farmers of liquor, opium, &c. ...	...	...	...	...	...
362.—Lessees and superintendents of markets and stalls	74	37	*37*	249	125

This content downloaded from
14.194.219.90 on Fri, 09 Feb 2024 06:46:19 +00:00
All use subject to https://about.jstor.org/terms

TIONS.—DIVISIONAL TOTALS—*continued.*

Division.	Rajshahi Division.			Dacca Division.		
Female.	Total.	Male.	Female.	Total.	Male.	Female.
6,939	13,522	7,364	6,158	29,218	15,298	13,920
...	9	5	4	...	...	...
22,547	24,850	13,346	11,504	44,804	23,221	21,583
22,547	24,850	13,346	11,504	44,804	23,221	21,583
728,609	708,954	354,167	352,787	1,258,479	624,817	633,662
143	2	...	2	...	...	...
3,636	16,759	9,272	7,487	40,158	19,530	20,628
2	...	...	...	...	...	...
281	310	159	151	2,071	1,058	1,013
639	275	154	121	198	101	97
4,701	17,346	9,585	7,761	42,427	20,689	21,738
33,400	23,379	2,189	11,190	33,516	16,396	17,120
9,164	2,797	1,632	1,165	17,310	8,655	8,655
42,564	26,176	13,821	12,355	50,826	25,051	25,775
533	707	447	260	6,122	3,283	2,839
1,943	1,122	719	403	6,252	3,239	3,013
27,198	55,000	28,451	26,549	118,489	60,228	58,261
3,759	947	585	362	1,285	645	640
33,433	57,776	30,202	27,574	132,148	67,395	64,753
3,153	2,175	1,438	737	2,257	1,432	825
35	...	...	...	3	...	3
3,218	2,175	1,438	737	2,260	1,432	828
141	158	93	65	74	49	25
95	24	18	6	133	88	45
...	...	...	...	...	...	...
124	65	35	30	78	40	38

This content downloaded from
14.194.219.90 on Fri, 09 Feb 2024 06:46:19 +00:00
All use subject to https://about.jstor.org/terms

TABLE XVII—PART B.—OCCUPA

Occupations.	Chittagong Division.			Patna Division.		
	Total.	Male.	Female.	Total	Male.	Female.
CLASS D—*concluded.*						
***ORDER XVII*—concluded.**						
Group 53—*concluded.*						
342.—Hide, horn and bone dealers ...	4,731	2,469	*2,262*	11,566	5,852	*5,714*
345.—Grease preparers and sellers ...	...	...	...	24	12	*12*
Total Group 53 ...	7,255	3,802	*3,553*	94,442	46,818	*47,624*
Total Order XVII ...	7,255	3,802	*3,553*	94,442	46,818	*47,624*
TOTAL CLASS D ...	513,626	252,555	261,071	1,990,684	957,721	1,032,963
CLASS E.—COMMERCE, TRANSPORT, STORAGE.						
ORDER XVIII—COMMERCE.						
Group 54.—Dealers in money and securities.						
346.—Bankers and Bank managers ...	...	...	...	...	...	...
347.—Money-lenders and pawnbrokers	8,424	4,126	*4,298*	5,697	2,891	*2,806*
348.—Bill discounters	...	...	...	...	...	...
350.—Money-changers and testers ...	279	144	*135*	4,612	2,448	*2,164*
351.—Bank clerks, cashiers, bill collectors, &c	108	51	*57*	26	15	*21*
Total Group 54 ...	8,811	4,321	*4,490*	10,345	5,354	*4,991*
Group 55.—General merchandise.						
352.—General merchants	21,232	10,527	*10,705*	65,724	31,895	*33,829*
353.—Merchants' managers, clerks, &c.	1,071	543	*528*	4,849	2,845	*2,004*
Total Group 55 ...	22,303	11,070	*11,233*	70,573	34,740	*35,833*
Group 56.—Dealing unspecified.						
354.—Shop-keepers' clerks, salesmen, &c.	1,053	638	*415*	1	...	*1*
355.—Shop-keepers and money-lenders' servants	1,745	999	*746*	1,825	992	*833*
356.—Shop-keepers, otherwise unspecified	14,229	7,748	*6,481*	101,284	49,488	*51,796*
357.—Pedlars, hawkers, &c.	979	595	*384*	8,588	4,225	*4,361*
Total Group 56 ...	18,006	9,980	*8,026*	111,696	54,705	*56,991*
Group 57.—Middlemen.						
(*a*) Brokers, &c.						
358—Brokers, agents, dubash ...	403	204	*199*	3,375	2,150	*1,225*
359.—Auctioneers, auditors, actuaries, &c.	...	...	...	...	...	...
Total Group 57 (a) ...	403	204	*199*	3,375	2,150	*1,225*
(*b*).—Contractors and farmers.						
360.—Farmers of tolls and ferries ...	33	25	*8*	424	216	*208*
360—A.—Lessees of pounds	11	8	*3*	1	1	...
361.—Farmers of liquor, opium, &c. ...	...	...	...	...	...	...
362.—Lessees and superintendents of markets and stalls	74	4	*70*	164	104	*60*

This content downloaded from
14.194.219.90 on Fri, 09 Feb 2024 06:46:19 +00:00
All use subject to https://about.jstor.org/terms

TIONS.—DIVISIONAL TOTALS—*continued.*

Bhagalpur Division.			Orissa Division			Chutia Nagpur Division.		
Total.	Male.	Female.	Total.	Male.	Female.	Total.	Male.	Female.
15,000	7,755	*7,245*	2,626	1,338	*1,288*	1,681	880	*801*
...	...	...	...	...	...	...	...	...
53,444	27,256	*26,188*	3,925	2,018	*1,907*	26,399	13,433	*12,966*
53,444	27,256	*26,188*	3,925	2,018	*1,907*	26,399	13,433	*12,966*
848,911	412,202	436,709	640,716	292,932	347,784	539,491	263,999	275,492
...	...	...	...	...	...	...	...	...
3,925	1,996	*1,929*	1,939	984	*955*	1,962	954	*1,008*
...	...	...	...	...	...	...	...	...
1,150	594	*556*	107	65	*42*	344	167	*177*
...	...	...	...	...	...	21	21	...
5,075	2,590	*2,485*	2,046	1,049	997	2,327	1,142	*1,185*
32,361	15,994	*16,367*	19,533	9,627	*9,906*	12,687	6,493	*6,094*
2,398	1,402	*996*	642	372	*270*	606	393	*213*
34,759	17,396	*17,363*	20,175	9,999	*10,176*	13,193	6,886	*6,307*
192	73	*119*	13	9	*4*	18	7	*11*
1,834	1,139	*695*	462	303	*159*	176	143	*33*
83,852	40,453	*43,399*	3,117	1,474	*1,643*	8,318	4,091	*4,227*
9,661	5,008	*4,653*	3,731	1,874	*1,857*	1,382	646	*736*
95,539	46,673	*48,866*	7,323	3,660	*3,663*	9,894	4,887	*5,007*
776	447	*329*	86	41	*45*	2,344	1,314	*1,030*
...	...	...	...	...	...	...	...	...
776	447	*329*	86	41	*45*	2,344	1,314	*1,030*
380	212	*168*	91	52	*39*	500	273	*227*
49	40	*9*	...	...	...	19	16	*3*
...	...	...	...	...	...	...	...	...
22	12	*10*	77	43	*34*	28	12	*16*

This content downloaded from
14.194.219.90 on Fri, 09 Feb 2024 06:46:19 +00:00
All use subject to https://about.jstor.org/terms

TABLE XVII—PART B.—OCCUPA

Occupations.	Bardwan Division.			Presidency	
	Total.	Male.	Female.	Total.	Male.
CLASS E—*continued.*					
***ORDER XVIII*—concluded.**					
Group 57—*concluded.*					
363.—Contractors otherwise unspecified	2,971	1,569	*1,402*	3,288	1,636
364.—Contractors for labour and Emigration Agents	439	246	*193*	107	65
Total Group 57 (b) ...	3,867	2,061	*1,806*	4,165	2,111
Total Group 57 ...	5,758	3,042	*2,716*	14,604	9,332
Total Order XVIII ...	137,564	68,810	*68,754*	198,592	112,622
ORDER XIX.—TRANSPORT AND STORAGE.					
Group 58.—Railway.					
(*a*)—Administration.					
365.—Agents, Directors, and Managers	...	...	...	29	24
366.—Traffic Managers and Superintendents	...	...	...	18	8
368.—Auditors, Accountants, &c. ...	...	...	...	482	376
369.—Engineers	50	27	*23*	68	14
370.—Clerical staff	552	258	*294*	2,146	1,307
Total Group 58 (a) ...	602	285	*317*	2,741	1,629
(*b*)—Working Staff.					
371.—Station-masters, Inspectors, &c.	443	148	*295*	611	328
372.—Guards, drivers, and firemen ...	495	306	*189*	2,173	1,606
373.—Pointsmen, shunters, porters, &c.	2,550	1,454	*1,096*	3,849	2,467
Total Group 58 (b) ...	3,488	1,908	*1,580*	6,633	4,401
Total Group 58 ...	4,090	2,193	*1,897*	9,374	6,030
Group 59.—Road.					
(*a*)—Cart, carriage, and tramway drivers, &c.					
374.—Tramway and mail carriage owners, &c.	1	...	*1*	272	228
375.—Cart owners and drivers and carting agents	15,278	8,922	*6,356*	21,690	13,088
376.—Livery stable-keepers	...	...	...	339	186
377.—Drivers, stable-boys	1,579	897	682	6,918	5,384
378.—Palki owners and bearers ...	24,141	13,739	*10,402*	47,346	25,130
Total Group 59 (a) ...	40,999	23,558	*17,441*	76,565	44,016
(*b*).—Carriers by pack animals.					
379.—Pack bullock owners and drivers	1,061	631	*430*	195	152
380.—Pack camel, elephant, and mule owners and drivers	...	...	...	4	...
Total Group 59 (b) ...	1,061	631	*430*	199	152
Total Group 59 ...	42,060	24,189	*17,871*	76,764	44,168

This content downloaded from
14.194.219.90 on Fri, 09 Feb 2024 06:46:19 +00:00
All use subject to https://about.jstor.org/terms

TIONS.—DIVISIONAL TOTALS—*continued.*

Division.	Rajshahi Division.			Dacca Division.		
Female.	Total.	Male.	Female.	Total.	Male.	Female.
1,652	906	578	*328*	2,842	2,217	*625*
42	329	301	*28*	81	48	*33*
2,054	1,472	1,025	*447*	3,208	2,442	*766*
5,272	3,647	2,463	*1,184*	5,468	3,874	*1,594*
85,970	104,945	56,071	*48,874*	230,869	117,009	*113,860*
5	...	...	...	1	...	*1*
10	...	...	...	...	...	...
106	...	...	...	...	...	...
52	40	23	*17*	15	7	*8*
939	154	85	*69*	140	59	*81*
1,112	194	108	*86*	156	66	*90*
283	209	114	*95*	220	144	*76*
567	108	74	*34*	151	121	*30*
1,382	2,451	1,808	*643*	1,257	852	*405*
2,232	2,768	1,996	*772*	1,628	1,117	*511*
3,344	2,982	2,124	*858*	1,784	1,183	*601*
44	...	...	...	...	...	...
8,602	11,588	6,727	*4,861*	3,819	2,334	*1,485*
153	57	27	*30*	211	94	*117*
1,534	271	157	*114*	111	63	*48*
22,216	27,095	18,124	*8,971*	26,267	17,705	*8,562*
32,549	39,011	25,035	*13,976*	30,408	20,196	*10,212*
43	271	226	*45*	178	104	*74*
4	36	32	*4*	77	41	*36*
47	307	258	*49*	255	145	*110*
32,596	39,318	25,293	*14,025*	30,663	20,341	*10,322*

This content downloaded from
14.194.219.90 on Fri, 09 Feb 2024 06:46:19 +00:00
All use subject to https://about.jstor.org/terms

TABLE XVII—PART B.—OCCUPA

Occupations.	Chittagong Division.			Patna Division.		
	Total.	Male.	Female.	Total.	Male.	Female.
CLASS E—*continued.*						
***ORDER XVIII*—concluded.**						
Group 57—*concluded.*						
363.—Contractors otherwise unspecified	1,426	913	*513*	1,733	1,006	*727*
364.—Contractors for labour and Emigration Agents	32	18	*14*	150	90	*61*
Total Group 57 (b) ...	1,576	968	*608*	2,472	1,426	*1,046*
Total Group 57 ...	1,979	1,172	*807*	5,847	3,576	*2,271*
Total Order XVIII ...	51,099	26,543	*24,556*	198,461	98,375	*100,086*
ORDER XIX.—TRANSPORT AND STORAGE.						
Group 58.—Railway.						
(*a*).—Administration.						
365.—Agents, Directors, and Managers	...	...	...	...	...	...
366.—Traffic Managers and Superintendents	...	...	...	...	...	...
368.—Auditors, Accountants, &c. ...	...	...	...	...	...	...
369.—Engineers	...	...	...	62	39	*23*
370.—Clerical staff	1	...	*1*	158	109	*49*
Total Group 58 (a) ...	1	...	*1*	220	148	*72*
(*b*).—Working Staff.						
371.—Station-masters, Inspectors, &c.	...	...	...	188	105	*83*
372.—Guards, drivers, and firemen ...	16	5	*11*	607	381	*226*
373.—Pointsmen, shunters, porters, &c.	1	1	...	2,774	1,660	*1,114*
Total Group 58 (b) ...	17	6	*11*	3,569	2,146	*1,423*
Total Group 58 ...	18	6	*12*	3,789	2,294	*1,495*
Group 59.—Road.						
(*a*).—Cart, carriage, and tramway drivers, &c.						
374.—Tramway and mail carriage owners, &c.	...	...	...	38	26	*12*
375.—Cart owners and drivers and carting agents	2,572	1,339	*1,233*	22,529	12,693	*9,836*
376.—Livery stable-keepers	8	5	*3*	...	...	...
377.—Drivers, stable-boys	...	...	...	...	...	...
378.—Palki owners and bearers ...	6,287	4,829	*3,458*	30,747	17,035	*13,712*
Total Group 59 (a) ...	10,867	6,173	*4,694*	53,314	29,754	*23,560*
(*b*).—Carriers by pack animals.						
379.—Pack bullock owners and drivers	12	4	*8*	57,574	30,381	*27,193*
380.—Pack camel, elephant, and mule owners and drivers	...	...	...	580	354	*226*
Total Group 59 (b) ...	12	4	*8*	58,154	30,735	*27,419*
Total Group 59 ...	10,879	6,177	*4,702*	111,468	60,489	*50,979*

This content downloaded from
14.194.219.90 on Fri, 09 Feb 2024 06:46:19 +00:00
All use subject to https://about.jstor.org/terms

TIONS.—DIVISIONAL TOTALS—*continued.*

Bhagalpur Division.			Orissa Division.			Chutia Nagpur Division.		
Total.	Male.	Female.	Total.	Male.	Female.	Total.	Male.	Female.
1,085	776	309	1,392	681	711	5,125	2,934	2,191
550	522	28	...	...	...	626	346	280
2,088	1,562	524	1,560	776	784	6,288	3,581	2,707
2,662	2,009	653	1,646	817	829	8,642	4,895	3,747
138,235	68,668	69,567	31,190	15,525	15,665	34,056	17,810	16,246
...	...	...	...	...	...	...	...	...
...	...	...	...	...	...	...	...	...
4	4	...	...	...	...	...	...	...
24	11	13	2	2	...	12	7	5
100	58	42	...	...	...	23	12	11
128	73	55	2	2	...	35	19	16
82	36	46	...	...	...	54	48	6
331	179	152	...	...	...	158	83	75
1,947	1,068	879	4	4	...	639	332	307
2,360	1,283	1,077	4	4	...	851	463	388
2,488	1,356	1,132	6	6	...	886	482	404
...	...	...	...	...	...	...	...	...
18,859	10,953	7,906	5,943	3,431	2,512	5,232	3,332	1,900
...	...	...	...	...	...	...	...	...
...	...	...	...	...	...	...	...	...
8,837	4,011	3,826	3,614	1,932	1,682	1,577	867	710
27,696	15,864	11,832	9,557	5,363	4,194	6,809	4,199	2,610
7,380	4,725	2,655	1,926	946	980	10,403	5,138	5,265
773	464	309	...	...	...	13	11	2
8,153	5,189	2,964	1,926	946	980	10,416	5,149	5,267
35,849	21,053	14,796	11,483	6,309	5,174	17,225	9,348	7,877

This content downloaded from
14.194.219.90 on Fri, 09 Feb 2024 06:46:19 +00:00
All use subject to https://about.jstor.org/terms

TABLE XVII—PART B.—OCCUPA

Occupations.	Bardwan Division.			Presidency	
	Total.	Male.	Female.	Total.	Male.
CLASS E—*concluded.*					
***ORDER XIX*—concluded.**					
Group 60.—Water.					
(*a*).—Owners, &c., of vessels.					
381.—Ship owners, companies, and agents	37	18	*19*	39	23
382.—Shipping clerks, supercargoes, &c.	323	144	*179*	1,202	1,046
383.—Boat and barge owners	1,029	518	*511*	6,721	3,687
Total Group 60 (a) ...	1,389	680	*709*	8,061	4,756
(*b*).—Working staff of vessels.					
384.—Ship's officers, engineers, mariners, &c.	4,329	3,092	*1,237*	4,514	2,764
385.—Boat and barge men	27,188	16,929	*10,259*	70,021	55,886
386.—Pilots	3	3	...	6	1
387.—Lock-keepers and canal service ...	4	4	...	4	1
388.—Dock and harbour service	10	9	*1*	7,570	5,311
389.—Divers	59	19	*40*	81	40
Total Group 60 (b) ...	31,593	20,056	*11,537*	82,196	64,003
Total Group 60 ...	32,982	20,736	*12,246*	90,257	68,759
Group 61.—Messages.					
(*a*).—Post, &c.					
390.—Postal directors, post masters, and clerks	1,487	750	*737*	1,515	838
391.—Postal messengers and runners ...	2,068	1,179	*889*	3,016	1,980
392.—Messengers, unspecified	15,660	7,639	*8,021*	24,065	16,467
Total Group 61 (a) ...	19,215	9,568	*9,647*	28,616	19,285
(*b*).—Telegraph and Telephone.					
393.—Telegraph officers (Government, Railway, and others)	119	54	*65*	345	190
394.—Signallers and messengers ...	38	27	*11*	123	68
395.—Telephone company's service ...	...	...	...	...	...
Total Group 61 (b) ...	157	81	*76*	468	258
Total Group 61 ...	19,372	9,649	*9,723*	29,084	19,543
Group 62.—Storage and weighing.					
396.—Ware-house owners	43	37	*6*	34	18
397.—Ware-house service	278	176	*102*	28	12
398.—Porters (general)	5,046	2,691	*2,937*	5,214	2,784
399.—Weighmen and measurers ...	5,960	3,157	*2,803*	2,674	1,568
400.—Watchmen (not village)	63	51	*12*	...	...
Total Group 62 ...	11,390	6,240	*5,150*	8,050	4,379
Total Order XIX ...	109,894	63,007	*46,887*	213,529	142,879
TOTAL CLASS E ...	247,458	131,817	115,641	412,121	255,501

This content downloaded from
14.194.219.90 on Fri, 09 Feb 2024 06:46:19 +00:00
All use subject to https://about.jstor.org/terms

TIONS.—DIVISIONAL TOTALS—*continued.*

Division.	Rajshahi Division.			Dacca Division.		
Female.	Total.	Male.	Female.	Total.	Male.	Female.
15	2	2	...	21	12	9
256	9	8	1	348	294	54
3,034	3,078	2,396	682	7,870	4,577	3,293
3,305	3,089	2,406	683	8,239	4,883	3,356
1,750	343	263	80	5,088	2,591	2,497
14,135	15,228	11,541	3,687	100,160	60,751	39,409
5	...	...	...	36	9	27
3	...	...	...	...	...	...
2,259	...	...	...	8	2	6
41	...	...	...	...	...	...
18,193	15,571	11,804	3,767	105,292	63,353	41,939
21,498	18,660	14,210	4,450	113,531	68,236	45,295
677	596	337	259	1,773	845	928
1,036	1,227	754	473	2,786	1,370	1,416
7,618	6,480	3,466	3,014	7,493	3,486	4,007
9,331	8,303	4,557	3,746	12,052	5,701	6,351
155	54	34	20	85	37	48
55	16	9	7	45	20	25
...	...	...	...	...	...	...
210	70	43	27	130	57	73
9,541	8,370	4,600	3,773	12,182	5,758	6,424
19	54	15	39	591	339	252
16	37	10	27	90	81	9
2,530	136	118	18	248	139	109
1,106	1,519	781	738	3,680	1,868	1,812
...	45	42	3	211	124	87
3,671	1,791	966	825	4,820	2,551	2,269
70,650	71,104	47,173	23,931	162,980	98,069	64,911
156,620	176,049	103,244	72,805	393,849	215,078	178,771

This content downloaded from
14.194.219.90 on Fri, 09 Feb 2024 06:46:19 +00:00
All use subject to https://about.jstor.org/terms

TABLE XVII—PART B.—OCCUPA

Occupations.	Chittagong Division.			Patna Division.		
	Total.	Male.	Female.	Total.	Male.	Female.
CLASS E—concluded.						
ORDER XIX—concluded.						
Group 60.—Water.						
(a).—Owners, &c., of vessels.						
381. Ship owners, companies, and Agents	101	47	54	...	...	...
382.—Shipping clerks, supercargoes, &c.	77	31	46	4	4	...
383.—Boat and barge owners	743	502	241	253	129	124
Total Group 60 (a)	921	580	341	257	133	124
(b).—Working staff of vessels.						
384.—Ship's officers, engineers, mariners, &c.	9,606	3,469	6,137	148	125	23
385.—Boat and barge men	25,441	13,280	12,161	15,978	9,003	6,975
386.—Pilots	29	16	13	2	...	2
387.—Lock-keepers and canal service	...	...	...	...	...	...
388.—Dock and harbour service	14	12	2	...	...	...
389.—Divers	4	4	...	...	...	...
Total Group 60 (b)	35,094	16,781	18,313	16,128	9,128	7,000
Total Group 60	36,015	17,361	18,654	16,385	9,261	7,124
Group 61.—Messages.						
(a).—Post, &c.						
390.—Postal directors, post masters, and clerks	515	322	193	552	363	189
391.—Postal messengers and runners	1,359	756	603	2,238	1,290	948
392.—Messengers, unspecified	5,191	2,611	2,580	13,899	7,333	6,566
Total Group 61 (a)	7,065	3,689	3,376	16,689	8,986	7,703
(b).—Telegraph and Telephone.						
393.—Telegraph officers (Government, Railway, and others)	45	21	24	102	68	34
394.—Signallers and messengers	46	30	16	129	64	65
395.—Telephone company's service	...	...	...	...	...	...
Total Group 61 (b)	91	51	40	231	132	99
Total Group 61	7,156	3,740	3,416	16,920	9,118	7,802
Group 62.—Storage and weighing.						
396.—Ware-house owners	42	11	31	89	35	54
397.—Ware-house service	45	24	21	27	17	10
398.—Porters (general)	181	155	26	1,701	894	807
399.—Weighmen and measurers	696	329	367	11,149	5,917	5,232
400.—Watchmen (not village)	14	10	4	...	...	...
Total Group 62	978	529	449	12,966	6,863	6,103
Total Order XIX	55,049	27,813	27,233	161,526	88,025	73,503
TOTAL CLASS E	106,145	54,356	51,789	359,989	186,400	173,589

This content downloaded from
14.194.219.90 on Fri, 09 Feb 2024 06:46:19 +00:00
All use subject to https://about.jstor.org/terms

TIONS.—DIVISIONAL TOTALS—*continued.*

Bhagalpur Division.			Orissa Division.			Chutia Nagpur Division.		
Total.	Male.	Female.	Total.	Male.	Female.	Total.	Male.	Female.
3	...	3	49	26	23	...	...	...
...	...	...	5	5	...	...	...	...
530	450	80	52	15	37	2	...	2
533	450	83	106	46	60	2	...	2
25	3	22	2,854	2,333	521	4	4	...
20,738	14,241	6,497	6,857	4,021	2,836	408	207	201
...	...	...	...	...	...	...	...	...
...	...	...	2	2	...	...	...	...
...	...	...	...	...	...	...	...	...
...	...	...	...	...	...	...	...	...
20,763	14,244	6,519	9,713	6,356	3,357	412	211	201
21,296	14,694	6,602	9,819	6,402	3,417	414	211	203
270	177	93	455	263	192	208	113	95
1,098	655	443	1,376	826	550	817	487	330
7,775	3,936	3,839	8,372	4,091	4,281	4,482	2,383	2,099
9,143	4,768	4,375	10,203	5,180	5,023	5,507	2,983	2,524
...	...	...	24	16	8	...	...	...
12	7	5	17	10	7	2	2	...
...	...	...	...	...	...	...	...	...
12	7	5	41	26	15	2	2	...
9,155	4,775	4,380	10,244	5,206	5,038	5,509	2,985	2,524
9	9	...	...	...	...	...	...	...
11	11	...	...	...	...	...	...	...
665	383	282	1,199	569	630	87	25	62
1,827	889	938	841	428	413	85	48	37
...	...	...	...	...	...	...	...	...
2,512	1,292	1,220	2,040	997	1,043	172	73	99
71,300	43,170	28,130	33,592	18,920	14,672	24,208	13,099	11,107
209,535	111,838	97,697	64,782	34,445	30,337	58,262	30,909	27,353

This content downloaded from
14.194.219.90 on Fri, 09 Feb 2024 06:46:19 +00:00
All use subject to https://about.jstor.org/terms

TABLE XVII—PART B.—OCCUPA

Occupations.	Bardwan Division.			Presidency	
	Total.	Male.	Female.	Total.	Male.
CLASS F.—PROFESSIONS.					
ORDER XX.—LEARNED AND ARTISTIC PROFESSIONS.					
Group 63.—Religion.					
(a).—Priests, Ministers, &c.					
401.—Priests, ministers, preachers, and missionaries	95,300	45,341	49,959	66,393	42,930
402.—Catechists, readers, and zenana mission service	434	241	193	345	153
403.—Exorcists, hail-averters, &c. ...	31	20	11	1	1
Total Group 63(a) ...	95,765	45,602	50,163	66,739	43,090
(b).—Subsidiary religious services.					
404.—Religious mendicants, inmates of monasteries, convents, &c.	479	284	195	341	150
405.—Church, temple, mujid, &c., service	1,442	745	697	764	416
405—A.—Circumcisors	64	50	14	401	212
Total Group 63(b) ...	1,985	1,079	906	1,506	784
Total Group 63 ...	97,750	46,681	51,069	68,245	43,874
Group 64.—Education.					
406.—Administrative and inspecting officials	148	80	68	287	153
407.—Principals, professors and teachers, &c.	25,950	13,097	12,853	28,460	15,812
408.—Clerks on establishments of educational institutions	69	37	32	9	6
Total Group 64 ...	26,165	13,214	12,951	28,756	15,971
Group 65.—Literature.					
409.—Authors, editors, journalists, &c.	5	2	3	271	160
410.—Reporters, short-hand writers, &c.	...	...	...	88	59
411.—Private secretaries and clerks ...	36,082	20,584	15,478	21,256	13,055
412.—Public scribes and copyists... ...	708	398	310	11,019	7,510
413.—Service in libraries and literary institutions	...	...	...	9	5
Total Group 65 ...	36,775	20,984	15,791	32,651	20,798
Group 66.—Law.					
414.—Barristers, advocates, and pleaders	3,400	1,678	1,722	6,171	2,912
415.—Solicitors and attorneys	...	...	...	187	127
416.—Law-agents, muktars, &c. ...	3,310	1,738	1,572	6,858	3,500
417.—Articled clerks and other lawyers' clerks	674	362	312	2,333	1,268
418.—Stamp-vendors	892	433	459	451	222
419.—Petition-writers	63	41	22	3	3
Total Group 66 ...	8,339	4,252	4,087	16,003	8,032

This content downloaded from
14.194.219.90 on Fri, 09 Feb 2024 06:46:19 +00:00
All use subject to https://about.jstor.org/terms

TIONS.—DIVISIONAL TOTALS—*continued.*

Division.	Rajshahi Division.			Dacca Division.		
Female.	Total.	Male.	Female.	Total.	Male.	Female.
43,457	28,071	14,644	13,427	98,421	49,576	48,845
192	5	2	3	124	68	56
...	58	44	14	305	149	156
43,649	28,134	14,690	13,444	98,850	49,793	49,057
185	538	307	231	874	461	413
348	370	161	209	594	392	202
189	135	63	72	1,648	858	790
722	1,043	531	512	3,116	1,711	1,405
44,371	29,177	15,221	13,956	101,966	51,504	50,462
134	69	37	32	308	131	177
12,648	7,336	4,942	2,394	17,655	9,892	7,763
3	7	5	2	36	20	16
12,785	7,412	4,984	2,428	17,999	10,043	7,956
102	2	...	2	23	10	13
37	...	...	...	...	...	...
8,201	3,979	2,473	1,506	11,151	5,709	5,442
3,509	58	27	31	305	142	163
4	...	...	...	5	3	2
11,853	4,039	2,500	1,539	11,484	5,864	5,620
3,259	2,264	1,200	1,064	4,452	2,374	2,078
60	...	...	...	6	2	4
3,358	1,933	1,132	801	5,181	2,836	2,345
1,965	320	199	121	2,383	1,310	1,073
229	322	179	143	1,331	616	715
...	9	1	8	228	132	96
7,971	4,848	2,711	2,137	13,581	7,270	6,311

This content downloaded from
14.194.219.90 on Fri, 09 Feb 2024 06:46:19 +00:00
All use subject to https://about.jstor.org/terms

TABLE XVII—PART B.—OCCUPA

Occupations.	Chittagong Division.			Patna Division.		
	Total.	Male.	Female.	Total.	Male.	Female.
CLASS F—PROFESSIONS.						
ORDER XX.—LEARNED AND ARTISTIC PROFESSIONS.						
Group 63.—Religion.						
(a).—Priests, Ministers, &c.						
401.—Priests, ministers, preachers, and missionaries	63,206	31,407	*31,799*	162,890	77,922	*84,968*
402.—Catechists, readers, and zenana mission service	34	31	*3*	675	346	*329*
403.—Exorcists, hail-averters, &c. ...	112	56	*56*	2	1	*1*
Total Group 63(a) ...	63,352	31,494	*31,858*	163,567	78,269	*85,298*
(b).—Subsidiary religious services.						
404.—Religious mendicants, inmates of monasteries, convents, &c, ...	274	149	*125*	2,432	1,298	*1,134*
405.—Church, temple, mujid, &c., service	815	494	*321*	1,624	681	*943*
405-A.—Circumcisors...	1,228	607	*621*	121	84	*37*
Total Group 63(b) ...	2,317	1,250	*1,067*	4,177	2,063	*2,114*
Total Group 63 ...	65,669	32,744	*32,925*	167,744	80,332	*87,412*
Group 64.—Education.						
406.—Administrative and inspecting officials	77	49	*28*	150	76	*74*
407.—Principals, Professors and teachers, &c, ...	10,254	5,754	*4,500*	16,668	8,691	*7,977*
408.—Clerks on establishments of educational institutions	12	5	*7*	...	...	...
Total Group 64 ...	10,343	5,808	*4,535*	16,818	8,767	*8,051*
Group 65.—Literature.						
409.—Authors, editors, journalists, &c.	2	2	...	...	...	...
410.—Reporters, short-hand writers ...	...	...	...	...	...	...
411.—Private secretaries and clerks ...	3,900	2,173	*1,727*	2,948	1,607	*1,341*
412.—Public scribes and copyists... ...	92	49	*43*	366	223	*143*
413.—Service in libraries and literary institutions	...	...	...	...	...	...
Total Group 65 ...	3,994	2,224	*1,770*	3,314	1,830	*1,484*
Group 66.—Law.						
414.—Barristers, advocates, and pleaders	1,948	1,152	*796*	2,635	1,414	*1,221*
415.—Solicitors and attorneys	...	...	...	...	...	...
416.—Law-agents, muktars, &c, ...	2,026	1,120	*906*	7,427	4,246	*3,181*
417.—Articled clerks and other lawyers' clerks...	1,004	507	*497*	582	346	*236*
418.—Stamp-vendors	435	230	*205*	704	334	*370*
419.—Petition-writers	195	119	*76*	21	14	*7*
Total Group 66 ...	5,608	3,128	*2,480*	11,369	6,354	*5,015*

This content downloaded from
14.194.219.90 on Fri, 09 Feb 2024 06:46:19 +00:00
All use subject to https://about.jstor.org/terms

TIONS.—DIVISIONAL TOTALS—*continued.*

Bhagalpur Division.			Orissa Division.			Chutia Nagpur Division.		
Total.	Male.	Female.	Total.	Male.	Female.	Total.	Male.	Female.
26,939	13,997	*13,942*	70,526	35,630	*34,896*	15,545	8,407	*7,138*
23	18	*5*	718	370	*348*	10	9	*1*
...	...	...	...	...	...	37	21	*16*
26,962	13,015	*13,947*	71,244	36,000	*35,244*	15,592	8,437	*7,155*
613	330	*283*	216	138	*78*	158	95	*63*
3,162	2,037	*1,125*	5,570	2,023	*3,547*	484	263	*222*
205	106	*99*	14	11	*3*	23	9	*14*
3,980	2,473	*1,507*	5,800	2,172	*3,628*	665	366	*299*
30,942	15,488	*15,454*	77,044	38,172	*38,872*	16,257	8,803	*7,454*
32	17	*15*	162	93	*69*	52	32	*20*
6,756	3,518	*3,238*	17,585	8,881	*8,704*	4,130	2,221	*1,909*
16	9	*7*	47	23	*24*	14	7	*7*
6,804	3,544	*3,260*	17,794	8,997	*8,797*	4,196	2,260	*1,936*
...	...	...	25	13	*12*	...	...	...
...	...	...	...	...	...	...	...	...
4,290	2,318	*1,972*	3,822	2,059	*1,763*	2,237	1,191	*1,046*
58	23	*35*	57	32	*25*	97	53	*44*
...	...	...	...	...	...	...	...	...
4,348	2,341	*2,007*	3,904	2,104	*1,800*	2,334	1,244	*1,090*
936	522	*414*	221	121	*100*	402	201	*201*
...	...	...	...	...	...	...	...	...
2,158	1,209	*949*	873	516	*357*	422	199	*223*
251	147	*104*	691	354	*337*	149	97	*52*
242	143	*99*	465	243	*222*	88	53	*35*
41	24	*17*	104	60	*44*	49	32	*17*
3,628	2,045	*1,583*	2,354	1,294	*1,060*	1,200	672	*528*

This content downloaded from
14.194.219.90 on Fri, 09 Feb 2024 06:46:19 +00:00
All use subject to https://about.jstor.org/terms

TABLE XVII—PART B.—OCCUPA

Occupations.	Bardwan Division.			Presidency	
	Total.	Male.	Female.	Total.	Male.
CLASS F—*continued.*					
***ORDER XX*—continued.**					
Group 67.—Medicine.					
(*a*).—Practitioners.					
420.—Administrative and inspecting staff	...	...	...	22	11
421.—Practitioners by diploma	90	45	*45*	4,461	2,425
422.—Practitioners without diploma (baids, hakims, &c.)	29,042	14,892	*14,150*	32,565	16,573
423.—Dentists	...	...	...	11	4
424.—Oculists	1	1	...	14	7
425.—Vaccinators	745	433	*312*	933	403
426.—Midwives	5,709	1,177	*4,532*	9,068	2,152
Total Group 67(a) ...	35,587	16,548	*19,039*	46,074	21,634
(*b*).—Subsidiary medical services.					
427.—Hospital and asylum matrons, &c.	...	...	...	145	120
428.—Compounders, nurses, &c.	683	344	*339*	1,609	1,200
Total Group 67(b) ...	683	344	*339*	1,754	1,320
Total Group 67 ...	36,270	16,892	*19,378*	47,821	22,954
Group 68.—Engineering and Surveying.					
(*a*).—Engineers, architects, and surveyors.					
429.—Administrative and inspecting staff	...	...	...	1,079	626
430.—Civil engineers and architects ...	197	104	*93*	890	448
431.—Topographical and revenue surveyors, &c.	41	25	*16*	292	141
Total Group 68(a) ...	238	129	*109*	2,261	1,213
(*b*).—Subsidiary staff.					
432.—Draughtsmen, &c., in survey offices, &c.	1,316	651	*665*	2,518	1,424
433.—Clerks, &c., in offices of the above	377	195	*182*	309	190
Total Group 68(b) ...	1,693	846	*847*	2,827	1,614
Total Group 68 ...	1,931	975	*956*	5,088	2,827
Group 69.—Other sciences.					
(*a*).—Astronomy, &c.					
434.—Astronomers and meteorologists	6	6	...	31	24
435.—Botanists, naturalists, and officers of scientific institutions	...	...	...	8	5
Total Group 69(a) ...	6	6	...	39	29
(*b*).—Minor sciences.					
437.—Astrologers, genealogists, and horoscope-casters	1,441	755	*686*	1,163	731
438.—Almanac-makers and sellers ...	6	1	*5*	8	2
Total Group 69(b) ...	1,447	756	*691*	1,171	733
Total Group 69 ...	1,453	762	*691*	1,210	762

This content downloaded from
14.194.219.90 on Fri, 09 Feb 2024 06:46:19 +00:00
All use subject to https://about.jstor.org/terms

TIONS.—DIVISIONAL TOTALS—*continued.*

Division.	Rajshahi Division.			Dacca Division.		
Female.	Total.	Male.	Female.	Total.	Male.	Female.
11	17	...	17	22	11	11
2,036	39	27	12	501	265	236
15,992	12,517	6,629	5,888	31,806	15,147	16,659
7	...	...	...	...	...	...
7	...	...	...	25	16	9
671	327	208	119	621	326	295
5,916	3,225	833	2,392	4,202	1,631	2,571
24,440	16,125	7,697	8,428	37,177	17,396	19,781
25	...	...	...	...	...	...
409	63	41	22	248	153	95
434	63	41	22	248	153	95
24,867	16,188	7,738	8,450	37,425	17,549	19,876
455	9	6	3	9	3	6
442	73	34	39	97	46	51
151	42	23	19	107	71	36
1,048	124	63	61	213	120	93
1,094	1,038	686	352	2,109	1,185	924
119	142	98	44	262	162	100
1,213	1,180	784	396	2,371	1,347	1,024
2,261	1,304	847	457	2,584	1,467	1,117
7	...	...	...	...	...	...
3	...	...	...	...	...	...
10	...	...	...	...	...	...
432	371	172	199	1,886	915	971
6	3	1	2	30	17	13
438	374	173	201	1,916	932	984
448	374	173	201	1,916	932	984

This content downloaded from
14.194.219.90 on Fri, 09 Feb 2024 06:46:19 +00:00
All use subject to https://about.jstor.org/terms

TABLE XVII—PART B.—OCCUPA

Occupations.	Chittagong Division.			Patna Division.		
	Total.	Male.	Female.	Total.	Male.	Female.
CLASS F—*continued.*						
***ORDER XX*—continued.**						
Group 67.—Medicine.						
(*a*).—Practitioners.						
420.—Administrative and inspecting staff	2	2	...	19	14	*5*
421.—Practitioners by diploma	57	34	*23*	169	88	*81*
422.—Practitioners without diploma (vaids, hakims, &c.)	10,739	5,598	*5,141*	10,683	5,511	*5,172*
423.—Dentists	...	...	...	...	...	...
424.—Oculists	5	3	2	35	13	22
425.—Vaccinators	356	189	*167*	789	405	*384*
426.—Midwives	1,430	534	*896*	5,575	1,678	*3,897*
Total Group 67(a) ...	12,589	6,360	*6,229*	17,270	7,709	*9,561*
(*b*).—Subsidiary medical services.						
427.—Hospital and asylum matrons, &c.	...	...	...	...	...	...
428.—Compounders, nurses, &c.	46	32	*14*	155	86	*69*
Total Group 67(b) ...	46	32	*14*	155	86	*69*
Total Group 67 ...	12,635	6,392	*6,243*	17,425	7,795	*9,630*
Group 68.—Engineering and Surveying.						
(*a*).—Engineers, architects, and surveyors.						
429.—Administrative and inspecting staff	12	7	*5*	...	...	...
430.—Civil engineers and architects ...	46	23	*23*	79	38	*41*
431.—Topographical and Revenue Surveyors, &c.	14	8	*6*	...	...	...
Total Group 68(a) ...	72	38	*34*	79	38	*41*
(*b*).—Subsidiary staff.						
432.—Draughtsmen, &c., in survey offices, &c.	877	672	*205*	1,224	673	*551*
433.—Clerks, &c., in offices of the above	495	355	*140*	77	51	*26*
Total Group 68(b) ...	1,372	1,027	*345*	1,301	724	*577*
Total Group 68 ...	1,444	1,065	*379*	1,380	762	*618*
Group 69.—Other sciences.						
(*a*).—Astronomy, &c.						
434.—Astronomers and Meteorologists	...	...	...	...	...	...
435.—Botanists, naturalists, and officers of scientific institutions	...	...	...	...	...	...
Total Group 69(a) ...	...	...	...	...	...	...
(*b*).—Minor sciences.						
437.—Astrologers, genealogists, and horoscope-casters	2,864	1,402	*1,462*	13	6	*7*
438.—Almanac-makers and sellers ...	38	27	*11*	...	...	...
Total Group 69(b) ...	2,902	1,429	*1,473*	13	6	*7*
Total Group (9) ...	2,902	1,429	*1,473*	13	6	*7*

This content downloaded from
14.194.219.90 on Fri, 09 Feb 2024 06:46:19 +00:00
All use subject to https://about.jstor.org/terms

TIONS.—DIVISIONAL TOTALS—*continued.*

Bhagalpur Division.			Orissa Division.			Chutia Nagpur Division.		
Total.	Male.	Female.	Total.	Male.	Female.	Total.	Male.	Female.
...	...	...	...	...	...	...	...	...
92	50	42	...	...	...	42	24	18
5,120	2,824	2,296	4,126	2,193	1,933	2,389	1,109	1,280
...	...	...	...	...	...	...	...	...
...	...	...	...	...	...	...	...	...
327	203	124	148	90	58	227	118	109
3,009	1,059	1,950	60	13	47	2,756	966	1,790
8,548	4,136	4,419	4,334	2,296	2,038	5,414	2,277	3,137
...	...	...	...	...	...	...	...	...
23	13	10	90	45	45	16	7	9
23	13	10	90	45	45	16	7	9
8,571	4,149	4,429	4,424	2,341	2,083	5,430	2,297	3,133
5	1	4	5	5	...	2	2	...
7	3	4	115	47	68	21	9	12
4	2	2	5	5	...	...	...	...
16	6	10	125	57	68	23	11	12
384	251	133	1,869	1,093	776	136	105	31
...	...	...	321	223	98	...	...	...
384	251	133	2,190	1,316	874	136	105	31
400	257	143	2,315	1,373	942	159	116	43
...	...	...	...	...	...	...	...	...
...	...	...	...	...	...	...	...	...
...	...	...	...	...	...	...	...	...
20	9	11	1,791	875	916	217	112	105
...	...	...	...	...	...	...	...	...
20	9	11	1,791	875	916	217	112	105
20	9	11	1 791	875	916	217	112	105

This content downloaded from
14.194.219.90 on Fri, 09 Feb 2024 06:46:19 +00:00
All use subject to https://about.jstor.org/terms

TABLE XVII.—PART B.—OCCUPA

Occupations.	Bardwan Division.			Presidency	
	Total.	Male.	Female.	Total.	Male.
CLASS F—*continued.*					
***ORDER XX*—concluded.**					
Group 70.—Pictorial art and sculpture.					
440.—Painters, Superintendents of Schools of Arts, &c.	1,238	751	487	2,836	1,373
441.—Sculptors	...	...	...	122	98
442.—Photographers	1	1	...	303	107
Total Group 70 ...	1,239	752	487	3,261	1,578
Group 71.—Music, acting and dancing.					
443.—Music composers and teachers ...	7	4	3	528	350
444.—Bandmasters and players not military	12,058	6 433	5,625	26,192	12,430
446.—Actors, singers and dancers ...	8,098	4,538	3,560	5,512	3,244
Total Group 71 ...	20,163	10,975	9,188	32,230	16,204
Total Order XX ...	230,085	115,487	114,598	255,265	132,820
ORDER XXI.—SPORT AND AMUSEMENTS.					
Group 72.—Sport.					
447.—Race-course service, book-makers, &c.	...	...	...	89	60
448.—Shikaris, falconers, bird-catchers	519	277	242	866	455
Total Group 72 ...	519	277	242	955	515
Group 73.—Exhibition and games.					
(*a*).—Catching, training and exhibiting animals.					
450.—Exhibitors of trained animals ...	786	431	355	475	266
452.—Cock and pigeon fanciers	...	...	...	119	101
Total Group 73(a) ...	786	431	355	594	367
(*b*).—Conjuring, fortune-telling and other exhibitions.					
453.—Buffoons	21	20	1	29	18
454.—Story and ballad reciters	193	115	78	73	45
455.—Exhibitors of puppets	29	24	5	42	25
456.—Conjurors and fortune-tellers ...	518	265	253	284	170
Total Group 73(b) ...	761	424	337	428	258
(*c*).—Acrobatics and athletics.					
457.—Tumblers, acrobats, wrestlers, &c.	643	360	283	339	158
Total Group 73(c) ...	643	360	283	339	158

This content downloaded from
14.194.219.90 on Fri, 09 Feb 2024 06:46:19 +00:00
All use subject to https://about.jstor.org/terms

TIONS.—DIVISIONAL TOTALS—*continued.*

Division.	Rajshahi Division.			Dacca Division.		
Female.	Total.	Male.	Female.	Total.	Male.	Female.
1,463	871	416	455	1,544	799	745
24	...	...	...	...	...	...
196	7	5	2	23	12	11
1,683	878	421	457	1,567	811	756
176	2	2	...	24	16	8
13,762	20,277	11,048	9,229	30,888	15,384	15,502
2,268	1,157	634	523	3,039	1,763	1,277
16,026	21,436	11,684	9,752	33,949	17,162	16,787
122,445	85,656	46,279	39,377	222,471	113,602	109,869
2	...	...	...	...	...	...
431	412	257	155	726	378	348
440	412	257	155	726	378	348
209	260	159	101	841	434	407
18	...	...	...	...	...	...
227	260	159	101	841	434	407
11	12	5	7	78	40	38
28	50	36	14	238	149	89
17	24	11	13	40	34	6
114	79	43	36	273	134	139
170	165	95	70	629	357	278
181	340	195	145	372	223	149
181	340	195	145	372	223	149

This content downloaded from
14.194.219.90 on Fri, 09 Feb 2024 06:46:19 +00:00
All use subject to https://about.jstor.org/terms

TABLE XVII—PART B.—OCCUPA

Occupations.	Chittagong Division.			Patna Division.		
	Total.	Male.	Female.	Total.	Male.	Female.
CLASS F—*continued.*						
***ORDER XX*—concluded.**						
Group 70.—Pictorial art and sculpture.						
440.—Painters, Superintendents of Schools of Art, &c.	271	148	*123*	484	274	*210*
441.—Sculptors	...	...	...	...	...	...
442.—Photographers	...	...	...	2	2	...
Total Group 70 ...	271	148	*123*	486	276	*210*
Group 71.—Music, acting and dancing.						
443.—Music composers and teachers ...	1	...	*1*	...	...	...
444.—Bandmasters and players not military	9,048	4,711	*4,337*	9,916	5,012	*4,904*
446.—Actors, singers and dancers ...	2,026	1,073	*953*	11,234	5,792	*5,442*
Total Group 71 ...	11,075	5,784	*5,291*	21,150	10,804	*10,346*
Total Order XX ...	113,941	58,722	*55,219*	239,699	116,926	*122,773*
ORDER XXI.—SPORT AND AMUSEMENTS.						
Group 72.—Sport.						
447.—Race-course service, book-makers, &c.	...	...	...	...	...	...
448.—Shikaris, falconers, bird-catchers	557	333	*224*	3,068	1,615	*1,453*
Total Group 72 ...	557	333	*224*	3,068	1,615	*1,453*
Group 73.—Exhibition and games.						
(*a*).—Catching, training and exhibiting animals.						
450.—Exhibitors of trained animals ...	81	54	*27*	93	45	*48*
452.—Cock and pigeon fanciers	...	...	...	8	8	...
Total Group 73(a) ...	81	54	*27*	101	53	*48*
(*b*).—Conjuring, fortune-telling and other exhibitions.						
453.—Buffoons	17	14	*3*	37	24	*13*
454.—Story and ballad reciters	94	57	*37*	146	98	*48*
455.—Exhibitors of puppets	13	13	...	141	72	*69*
456.—Conjurors and fortune-tellers ...	513	305	*208*	64	35	*29*
Total Group 73(b) ...	637	389	*248*	388	229	*159*
(*c*).—Acrobatics and athletics.						
457.—Tumblers, acrobats, wrestlers, &c.	311	187	*124*	624	373	*251*
Total Group 73(c) ...	311	187	*124*	624	373	*251*

This content downloaded from
14.194.219.90 on Fri, 09 Feb 2024 06:46:19 +00:00
All use subject to https://about.jstor.org/terms

TIONS.—DIVISIONAL TOTALS—*continued.*

Bhagalpur Division.			Orissa Division.			Chutia Nagpur Division.		
Total.	Male.	Female.	Total.	Male.	Female.	Total.	Male.	Female.
97	52	45	908	429	479	14	11	3
...	...	...	...	...	...	...	...	...
...	...	...	...	...	...	...	...	...
97	52	45	908	429	479	14	11	3
...	...	...	124	79	45	...	...	...
7,392	3,911	3,481	4,694	2,654	2,040	11,029	5,769	5,260
3,386	1,997	1,389	1,531	915	616	1,407	566	841
10,778	5,908	4,870	6,349	3,648	2,701	12,436	6,335	6,101
65,588	33,793	31,795	116,883	59,233	57,650	42,243	21,837	20,406
...	...	...	...	...	...	11	11	...
843	507	336	508	278	230	491	272	219
843	507	336	508	278	230	502	283	219
123	60	63	83	47	36	93	77	16
...	...	...	...	...	...	...	...	...
123	60	63	83	47	36	93	77	16
11	8	3	...	...	...	2	2	...
51	25	26	4	4	...	4	4	...
148	84	64	9	3	6	3	3	...
106	78	28	182	73	109	49	31	18
316	195	121	195	80	115	58	40	18
514	312	202	21	15	6	32	22	10
514	312	202	21	15	6	32	22	10

This content downloaded from
14.194.219.90 on Fri, 09 Feb 2024 06:46:19 +00:00
All use subject to https://about.jstor.org/terms

TABLE XVII—PART B.—OCCUPA

Occupations.	Bardwan Division.			Presidency	
	Total.	Male.	Female.	Total.	Male.
CLASS F—*concluded.*					
***ORDER XXI*—concluded.**					
Group 73—*concluded.*					
(*d*).—Service of places of entertainment.					
458.—Swing and merry-go-round keepers	...	...	...	7	5
459.—Tennis and racquet court, &c., service	...	...	...	...	...
460.—Billiard room and theatre owners, &c.	...	...	...	23	11
Total Group 73(d) ...	...	...	...	30	16
Total Group 73 ...	2,190	1,215	975	1,391	799
Total Order XXI ...	2,709	1,492	1,217	2,346	1,514
TOTAL CLASS F ...	232,794	116,979	115,815	257,618	134,134
CLASS G.—INDEFINITE AND INDEPENDENT.					
ORDER XXIII.—INDEFINITE.					
Group 74.—Unskilled labour.					
(*a*).—Special branches.					
461.—Well sinkers	18	11	7	4	3
462.—Tank diggers and excavators ...	3,888	2,171	1,717	737	598
463.—Road, canal, and railway labourers	546	268	278	1,503	1,114
464.—Quarrymen	...	...	...	...	...
466.—Rice-pounders and huskers ...	169,516	29,677	139,839	122,823	28,380
Total Group 74(a) ...	173,968	32,127	141,841	125,067	30,095
(*b*).—General.					
467.—General labour	815,803	461,072	354,731	993,042	519,641
Total Group 74(b) ...	815,803	461,072	354,731	993,042	519,641
Total Group 74 ...	989,771	493,199	496,572	1,118,109	549,736
Group 75.—Undefined, &c.					
468—A.—Indefinite and unspecified ...	3,312	1,734	1,578	72,170	30,041
468—B.—Disreputable means of livelihood	11,192	1,148	10,044	32,026	1,430
Total Group 75 ...	14,504	2,882	11,622	104,196	31,471
Total Order XXIII ...	1,004,275	496,081	508,194	1,222,305	581,207
ORDER XXIV.—INDEPENDENT OF WORK.					
Group 76.—Property and alms.					
(*a*).—Property and allowances.					
469.—House-rent, shares, &c.	4,763	2,315	2,448	10,585	4,125
470.—Allowances from patrons or relatives	11,590	5,777	5,813	8,763	3,936
Total Group 76(a) ...	16,353	8,092	8,261	19,348	8,061

This content downloaded from
14.194.219.90 on Fri, 09 Feb 2024 06:46:19 +00:00
All use subject to https://about.jstor.org/terms

TIONS.—DIVISIONAL TOTALS—*continued.*

Division.	Rajshahi Division.			Dacca Division.		
Female.	Total.	Male.	Female.	Total.	Male.	Female.
2	...	...	...	...	...	...
...	...	...	...	...	...	...
12	7	2	5	...	...	...
14	7	2	5	...	...	...
599	772	451	321	1,842	1,014	828
1,039	1,184	708	476	2,568	1,392	1,176
123,484	86,840	46,987	39,853	225,039	113,994	111,045
1	57	30	27	82	76	6
139	11,677	9,112	2,565	15,601	12,582	3,019
389	419	297	122	289	177	112
...	...	...	...	...	...	...
94,443	55,010	11,131	43,879	47,203	9,060	38,143
94,972	67,163	20,570	46,593	63,175	21,895	41,280
473,401	526,902	296,685	230,817	500,971	277,619	223,352
473,401	526,902	296,685	230,817	500,971	277,619	223,352
568,373	594,065	316,655	277,410	564,146	299,514	264,632
42,129	1,374	961	413	2,266	964	1,302
30,596	8,517	572	7,945	10,014	503	9,511
72,725	9,891	1,533	8,358	12,280	1,467	10,813
641,098	603,956	318,188	285,768	576,426	300,981	275,445
6,460	118	32	86	1,581	667	914
4,827	278	61	217	733	312	421
11,287	396	93	303	2,314	979	1,335

This content downloaded from
14.194.219.90 on Fri, 09 Feb 2024 06:46:19 +00:00
All use subject to https://about.jstor.org/terms

TABLE XVII—PART B.—OCCUPA

Occupations.	Chittagong Division.			Patna Division.		
	Total.	Male.	Female.	Total.	Male.	Female.
CLASS F—*concluded.*						
***ORDER XXI*—concluded.**						
Group 73—*concluded.*						
(*d*)—Service of places of entertainment.						
458.—Swing and merry-go-round keepers	...	...	...	...	...	...
459.—Tennis and racquet court, &c., service	...	...	...	...	...	...
460.—Billiard-room and theatre owners, &c.	...	...	...	...	...	...
Total Group 73(d) ...	...	...	...	...	...	...
Total Group 73 ...	1,029	630	399	1,113	655	458
Total Order XXI ...	1,586	963	623	4,181	2,270	1,911
TOTAL CLASS F ...	115,627	59,685	55,842	243,880	119,196	124,684
CLASS G.—INDEFINITE AND INDEPENDENT.						
ORDER XXIII.—INDEFINITE.						
Group 74.—Unskilled labour.						
(*a*).—Special branches.						
461.—Well sinkers	...	...	...	3	3	...
462.—Tank diggers and excavators ...	11,852	9,714	2,138	22,647	11,363	11,284
463.—Road, canal and railway labourers	51	21	30	527	492	35
464.—Quarrymen	...	...	...	...	...	...
466.—Rice-pounders and huskers ...	31,476	6,144	25,332	26,773	5,351	21,422
Total Group 74(a) ...	43,379	15,879	27,500	49,950	17,209	32,741
(*b*).—General.						
467.—General labour	271,605	142,736	128,869	2,527,425	1,223,087	1,304,338
Total Group 74(b) ...	271,605	142,736	128,869	2,527,425	1,223,087	1,304,338
Total Group 74 ...	314,984	158,615	156,369	2,577,375	1,240,296	1,337,079
Group 75.—Undefined, &c.						
468—A.—Indefinite and unspecified ...	897	349	548	1,161	456	705
468—B.—Disreputable means of livelihood	1,277	81	1,196	5,490	581	4,909
Total Group 75 ...	2,174	430	1,744	6,651	1,037	5,614
Total Order XXIII ...	317,158	159,045	158,113	2,584,026	1,241,333	1,342,693
ORDER XXIV.—INDEPENDENT OF WORK.						
Group 76.—Property and alms.						
(*a*).—Property and allowances.						
469.—House-rent, shares, &c.	240	95	145	2,027	750	1,277
470.—Allowances from patrons or relatives	353	176	177	1,540	532	1,008
Total Group 76(b) ...	593	271	322	3,567	1,282	2,285

This content downloaded from
14.194.219.90 on Fri, 09 Feb 2024 06:46:19 +00:00
All use subject to https://about.jstor.org/terms

TIONS.—DIVISIONAL TOTALS—*continued.*

Bhagalpur Division.			Orissa Division.			Chutia Nagpur Division.		
Total.	Male.	Female.	Total.	Male.	Female.	Total.	Male.	Female.
...	...	...	...	...	...	...	...	...
...	...	...	...	...	...	...	...	...
...	...	...	...	...	...	...	...	...
...	...	...	...	...	...	...	...	...
953	567	386	299	142	157	183	139	44
1,796	1,074	722	807	420	387	685	422	263
67,384	34,867	32,517	117,690	59,653	58,037	42,928	22,259	20,669
1	1	...	...	...	...	27	15	12
4,429	2,238	2,191	1,329	572	757	8,463	4,100	4,363
1,618	812	806	9	4	5	1,409	918	491
...	...	...	...	...	...	831	420	411
27,159	4,352	22,807	37,931	5,498	32,433	12,368	1,939	10,429
33,207	7,403	25,804	39,269	6,074	33,195	23,098	7,392	15,706
1,518,588	678,632	839,956	464,023	241,844	222,179	689,941	297,625	392,316
1,518,588	678,632	839,956	464,023	241,844	222,179	689,941	297,625	392,316
1,551,795	680,035	865,760	503,292	247,918	255,374	713,039	305,017	408,022
2,871	1,363	1,508	707	357	350	2,131	1,192	939
4,077	521	3,556	1,610	210	1,400	729	57	672
6,948	1,884	5,064	2,317	567	1,750	2,860	1,249	1,611
1,558,743	687,919	870,824	505,609	248,485	257,124	715,899	306,266	409,633
357	149	208	540	258	282	63	33	30
512	279	233	399	164	235	1,068	584	484
869	428	441	939	422	517	1,131	617	514

This content downloaded from
14.194.219.90 on Fri, 09 Feb 2024 06:46:19 +00:00
All use subject to https://about.jstor.org/terms

TABLE XVII—PART B.—OCCUPA

Occupations.	Bardwan Division.			Presidency	
	Total.	Male.	Female.	Total.	Male.
CLASS G—*concluded.*					
***ORDER XXIV*—concluded.**					
Group 76—*concluded.*					
(*b*).—Charity and endowment.					
471.—Educational or other endowments, &c.	...	...	...	280	168
472.—Mendicancy	99,021	49,011	*50,010*	104,913	48,665
Total Group 76(b) ...	99,021	49,011	*50,010*	105,193	48,833
Total Group 76 ...	115,374	57,103	*58,271*	124,541	56,894
Group 77.—Supprted at the public charge.					
(*a*).—Pension.					
473.—Pension, Civil Service	164	103	*61*	4,553	2,464
474.—Pension, Military Service ...	18	13	*5*	...	...
474—A.—Pension (unspecified)	1,938	1,014	*924*	3,173	1,555
Total Group 77(a) ...	2,120	1,130	*990*	7,726	4,019
(*b*).—Prisoners.					
475.—Inmates of asylums	...	...	...	443	328
476.—Prisoners, under-trial	52	50	2	154	151
477.—Prisoners for debt	10	10	...	15	15
478.—Prisoners convicted or in reformatories	1,439	1,385	*54*	3,562	3,488
Total Group 77(b) ...	1,501	1,445	*56*	4,174	3,982
Total Group 77 ...	3,621	2,575	*1,046*	11,900	8,001
Total Order XXIV ...	118,995	59,678	*59,317*	136,441	64,895
TOTAL CLASS G ...	1,123,270	555,759	567,511	1,358,746	646,102

This content downloaded from
14.194.219.90 on Fri, 09 Feb 2024 06:46:19 +00:00
All use subject to https://about.jstor.org/terms

TIONS.—DIVISIONAL TOTALS—*continued.*

Division.	Rajshahi Division.			Dacca Division.		
Female.	Total.	Male.	Female.	Total.	Male.	Female.
112	1	...	*1*	...	...	...
56,248	120,308	56,074	*64,234*	94,311	39,631	*54,680*
56,360	120,309	56,074	*64,235*	94,311	39,631	*54,680*
67,647	120,705	56,167	*64,538*	96,625	40,610	*56,015*
2,089	89	31	*58*	384	188	*196*
...	1	...	*1*	1	1	...
1,618	138	70	*68*	654	245	*409*
3,707	228	101	*127*	1,039	434	*605*
115	...	...	...	...	...	...
3	118	107	*11*	115	108	*7*
...	9	9	...	4	4	...
74	1,523	1,470	*53*	1,744	1,718	*26*
193	1,650	1,586	*64*	1,863	1,830	*33*
3,899	1,678	1,637	*191*	2,902	2,264	*638*
71,546	122,583	57,854	*64,729*	99,527	42,874	*56,653*
712,644	728,539	376,042	350,497	675,953	343,855	332,098

This content downloaded from
14.194.219.90 on Fri, 09 Feb 2024 06:46:19 +00:00
All use subject to https://about.jstor.org/terms

TABLE XVII—PART B.—OCCUPA

Occupations.	Chittagong Division.			Patna Division.		
	Total.	Male.	Female.	Total.	Male.	Female.
CLASS G—*concluded.*						
***ORDER XXIV*—concluded.**						
Group 76—*concluded.*						
(*b*).—Charity and endowment.						
471.—Educational or other endowments; &c.	17	16	*1*	51	49	*2*
472.—Mendicancy	64,472	26,252	*38,220*	120,373	59,181	*61,192*
Total Group 76(b) ...	64,489	26,268	*38,221*	120,424	59,230	*61,194*
Total Group 76 ...	65,082	26,539	*38,543*	123,991	60,512	*63,479*
Group 77.—Supported at the public charge.						
(*a*).—Pension.						
473.—Pension, Civil Service	66	38	*28*	176	27	*149*
474.—Pension, Military Service ...	...	...	...	445	226	*219*
474-A.—Pension (unspecified)	379	209	*170*	1,612	1,037	*575*
Total Group 77(a) ...	445	247	*198*	2,233	1,290	*943*
(*b*).—Prisoners.						
475.—Inmates of asylums	...	...	...	...	...	...
476.—Prisoners, under-trial	60	57	*3*	418	403	*15*
477.—Prisoners for debt	...	...	...	2	2	...
478.—Prisoners, convicted or in reformatories	355	347	*8*	2,236	2,190	*46*
Total Group 77(b) ...	415	404	*11*	2,656	2,595	*61*
Total Group 77 ...	860	651	*209*	4,889	3,885	*1,004*
Total Order XXIV ...	65,942	27,190	*38,752*	128,880	64,397	*64,483*
TOTAL CLASS G ...	383,100	186,235	196,865	2,712,908	1,305,730	14,07,178

This content downloaded from
14.194.219.90 on Fri, 09 Feb 2024 06:46:19 +00:00
All use subject to https://about.jstor.org/terms

TIONS.—DIVISIONAL TOTALS—*concluded.*

Bhagalpur Division.			Orissa Division.			Chutia Nagpur Division.		
Total.	Male.	Female.	Total.	Male.	Female.	Total.	Male.	Female.
1	...	1	25	10	15	6	5	1
44,799	23,301	21,498	49,657	24,610	25,047	34,538	17,525	17,013
44,800	23,301	21,499	49,682	24,620	25,062	34,544	17,530	17,014
45,869	23,729	21,940	50,621	25,042	25,579	35,675	18,147	17,528
53	33	20	215	72	143	13	9	4
75	15	60	550	371	179	222	174	48
92	59	33	762	208	554	219	104	115
220	107	113	1,527	651	876	454	287	167
...	...	...	...	...	...	...	...	...
106	100	6	52	50	2	56	55	1
11	11	...	...	...	...	...	...	...
1,447	1,398	49	392	374	18	605	579	26
1,564	1,509	55	444	424	20	661	634	27
1,784	1,616	168	1,971	1,075	896	1,115	921	194
47,453	25,345	22,108	52,592	26,117	26,475	36,790	19,068	17,722
1,608,186	713,284	892,932	558,201	274,602	283,599	752,689	325,334	427,355

This content downloaded from
14.194.219.90 on Fri, 09 Feb 2024 06:46:19 +00:00
All use subject to https://about.jstor.org/terms



This content downloaded from
14.194.219.90 on Fri, 09 Feb 2024 06:46:19 +00:00
All use subject to https://about.jstor.org/terms

Occupations.	Total Feudatories.			Kuch Bihar.			Orissa Tributary States.			Chutia Nagpur Tributary States.			Hill Tippera.		
	Total.	Male.	Female.	Total.	Male.	Female.	Total.	Male.	Female.	Total.	Male.	Female.	Total.	Male.	Female.
CLASS A—GOVERNMENT.															
ORDER I.—ADMINISTRATION.															
Group 1.—Service of Governments.															
1.—Rulers, Chiefs, Governors, &c.	253	134	*119*	1	1	...	252	133	*119*	...	...	...	...	...	...
2.—Officers	175	91	*84*	46	24	22	128	66	62	1	1	...	...	...	...
3.—Office Superintendents, &c.	6,124	3,467	*2,657*	907	564	*343*	5,178	2,864	*2,314*	39	39	...	...	...	...
4.—Messengers, constables	9,631	5,656	*3,975*	1,259	597	*662*	7,781	4,706	*3,075*	591	353	*238*	...	...	...
Total Group 1 ...	16,183	9,348	*6,835*	2,213	1,186	*1,027*	13,339	7,769	*5,570*	631	393	*238*	...	...	...
Group 2.—Service of local and municipal, &c.															
6.—Clerical establishments	53	32	*21*	53	32	*21*	...	...	...	...	...	...	...	...	...
7.—Menials	44	17	*27*	44	17	*27*	...	...	...	...	...	...	...	...	...
Total Group 2 ...	97	49	*48*	97	49	*48*	...	...	...	...	...	...	...	...	...
Group 3.—Village service.															
8.—Headmen	28	16	*12*	...	...	...	21	9	*12*	7	7	...	...	...	...
9.—Accountants	463	236	*227*	224	109	*115*	239	127	*112*	...	...	...	...	...	...
11.—Watchmen	22,255	11,764	*10,491*	5,356	2,836	*2,520*	14,579	7,770	*6,809*	2,320	1,158	*1,162*	...	...	...
Total Group 3 ...	22,746	12,016	*10,730*	5,580	2,945	*2,635*	14,839	7,906	*6,933*	2,327	1,165	*1,162*	...	...	...
Total Order I ...	39,026	21,413	*17,613*	7,890	4,180	*3,710*	28,178	15,675	*12,503*	2,958	1,558	*1,400*	...	...	...
ORDER II.—DEFENCE.															
Group 4.—Army.															
12 & 13.—Officers, non-commissioned officers and privates	349	200	*149*	155	92	*63*	...	...	...	194	108	*86*	...	...	...
14.—Followers	29	15	*14*	29	15	*14*	...	...	...	...	...	...	...	...	...
Total Group 4 and Order II ...	378	215	*163*	184	107	*77*	...	...	...	194	108	*86*	...	...	...
ORDER III.—FOREIGN AND FEUDATORY STATE, &c.															
Group 6.—Administrative service.															
21.—Menials	28	18	*10*	28	18	*10*	...	...	...	...	...	...	...	...	...
Total Group 6 and Order III ...	28	18	*10*	28	18	*10*	...	...	...	...	...	...	...	...	...
TOTAL CLASS A ...	39,432	21,646	17,786	8,102	4,305	3,797	28,178	15,675	12,503	3,152	1,666	1,486	...	...	...

This content downloaded from 14.194.219.90 on Fri, 09 Feb 2024 06:46:19 +00:00
All use subject to https://about.jstor.org/terms

Occupations.	Total Feudatories.			Kuch Bihar.			Orissa Tributary States.			Chutia Nagpur Tributary States.			Hill Tippera.		
	Total.	Male.	Female.	Total.	Male.	Female.	Total.	Male.	Female.	Total.	Male.	Female.	Total.	Male.	Female.
CLASS B.—PASTURE AND AGRICULTURE.															
ORDER IV.—LIVE-STOCK.															
Group 8.—Stock breeding and dealing.															
(a).—Horses and horned cattle.															
24.—Horse breeders and dealers	1	1	...	1	1	...	...	...	...	...	...	...	...	...	...
25.—Cattle breeders and dealers	16,138	9,223	*6,915*	319	160	*159*	15,693	9,001	*6,692*	126	62	*64*	...	...	...
26.—Herdsmen	36,722	22,118	*16,604*	1,848	1,068	*780*	12,164	8,013	*4,151*	24,710	13,037	*11,673*	...	...	...
27.—Buffalo breeders and dealers	4,350	2,617	*1,733*	181	112	*69*	4,164	2,500	*1,664*	5	5	...	...	...	...
Total Group 8(a) ...	59,211	33,959	*25,252*	2,349	1,341	*1,008*	32,021	19,514	*12,507*	24,841	13,104	*11,737*	...	...	...
(c).—Small stock.															
31.—Sheep and goat breeders and dealers ...	629	378	*251*	69	29	*40*	513	349	*164*	47	...	*47*	...	...	...
32.—Pig breeders and dealers	697	360	*337*	629	323	*306*	68	37	*31*	...	...	...	...	...	...
Total Group 8(c) ...	1,326	738	*588*	698	352	*346*	581	386	*195*	47	...	*47*	...	...	...
Total Group 8 ...	60,537	34,697	*25,840*	3,047	1,693	*1,354*	32,602	19,900	*12,702*	24,888	13,104	*11,784*	...	...	...
Gorup 9.—Subsidiary services to stock.															
34.—Farriers and gelders	87	47	*40*	87	47	*40*	...	...	...	...	...	...	...	...	...
35.—Horse and elephant breakers and trainers	920	507	*413*	270	126	*144*	425	251	*174*	225	130	*95*	...	...	...
Total Group 9 ...	1,007	554	*453*	357	173	*184*	425	251	*174*	225	130	*95*	...	...	...
Total Order IV ...	61,544	35,251	*26,293*	3,404	1,866	*1,538*	33,027	20,151	*12,876*	25,113	13,234	*11,879*	...	...	...
ORDER V.—AGRICULTURE.															
Group 10.—Interest in land.															
37.—Land occupants, not cultivating ...	18,546	8,639	*9,907*	550	364	*186*	10,572	5,057	*5,515*	1,630	762	*868*	5,794	2,456	*3,338*
38.—Land occupants, cultivating	132,479	66,453	*66,026*	254	240	*14*	132,000	66,026	*65,974*	225	187	*38*	...	...	...
39.—Lessees of villages	2,590	1,390	*1,200*	...	...	...	...	...	...	2,590	1,390	*1,200*	...	...	...
40.—Tenants, not cultivating	32,044	15,625	*16,419*	11,183	5,372	*5,811*	12,344	5,818	*6,526*	8,517	4,435	*4,082*	...	...	...
41.—Tenants and sharers, cultivating ...	1,898,558	956,068	*942,490*	449,431	179,324	*270,107*	792,333	402,925	*389,408*	536,968	311,927	*225,041*	119,826	61,892	*57,934*
Total Group 10 ...	2,084,217	1,048,175	*1,036,042*	461,418	185,300	*276,118*	947,249	479,826	*467,423*	549,930	318,701	*231,229*	125,620	64,348	*61,272*

This content downloaded from 14.194.219.90 on Fri, 09 Feb 2024 06:46:19 +00:00
All use subject to https://about.jstor.org/terms

Group 11.—Agricultural labourers.														
43.—Field labourers and crop-watchers ...	63,391	34,746	*28,645*	14,188	8,755	*5,433*	24,630	12,643	*12,187*	24,373	13,348	*11,025*	...	...	...
Total Group 11 ...	63,391	34,746	*28,645*	14,188	8,755	*5,433*	24,630	12,643	*12,187*	24,373	13,348	*11,025*	...	...	...
Group 12.—Growers of special products and trees.														
45.—Cocoanut growers	14	7	*7*	...	...	...	14	7	*7*	...	...	...	...	...	...
46.—Betel-vine and areca-nut growers ...	114	54	*60*	57	26	*31*	41	21	*20*	9	...	*9*	7	7	...
50.—Fruit growers	928	326	*602*	145	96	*49*	725	230	*495*	58	...	*58*	...	...	...
51.—Market gardeners (vegetable growers)	1,251	590	*661*	532	271	*261*	602	216	*386*	117	103	*14*	...	...	...
52.—Gardeners, seedsmen, &c.	483	279	*204*	302	174	*128*	167	96	*71*	14	9	*5*	...	...	...
53.—Manure preparers and sellers	2	2	...	2	2	...	...	...	...	...	...	...	...	...	...
54.—Forest officers	5	5	...	1	1	...	4	4	...	...	...	...	...	...	...
55.—Forest rangers, guards, peons	24	15	*9*	11	10	*1*	13	5	*8*	...	...	...	...	...	...
Total Group 12 ...	2,821	1,278	*1,543*	1,050	580	*470*	1,566	579	*987*	198	112	*86*	7	7	...
Group 13.—Agricultural training and supervision.														
58.—Agents and managers of landed estates	989	586	*403*	713	425	*288*	116	72	*44*	160	89	*71*	...	...	...
58—A.—Land managers' clerks and servants	3,801	2,083	*1,718*	1,095	683	*412*	46	22	*24*	2,660	1,378	*1,282*	...	...	...
Total Group 13 ...	4,790	2,669	*2,121*	1,808	1,108	*700*	162	94	*68*	2,820	1,467	*1,353*	7	7	...
Total Order V ...	2,155,219	1,086,863	*1,068,351*	478,464	195,743	*282,721*	973,807	493,142	*480,665*	577,321	333,028	*243,693*	125,627	64,355	*61,272*
TOTAL CLASS B ...	2,216,763	1,122,119	1,094,644	481,868	197,609	284,259	1,006,834	513,293	493,541	602,434	346,862	255,572	125,627	64,355	61,272
CLASS C.—PERSONAL SERVICES.														
ORDER VI.—PERSONAL AND HOUSEHOLD SERVICES.														
Group 14.—Personal and domestic services.														
59.—Barbers	14,272	7,674	*6,598*	2,976	1,603	*1,373*	9,340	5,103	*4,237*	1,803	891	*912*	151	75	*76*
61.—Tattooers	36	3	*33*	...	...	...	36	3	*33*	...	...	...	...	...	...
63.—Washermen	15,783	8,130	*7,653*	348	205	*143*	12,788	6,585	*6,201*	2,464	1,232	*1,232*	185	88	*97*
64.—Water-carriers	690	362	*328*	28	13	*15*	83	35	*48*	579	314	*265*	...	...	...
65.—Cooks	664	387	*277*	163	102	*61*	464	272	*192*	37	13	*24*	...	...	...
66.—Indoor-servants	7,381	2,353	*5,028*	2,077	928	*1,149*	4,501	1,164	*3,337*	803	281	*549*	...	...	...
67.—Grooms and coachmen	1,627	891	*736*	564	397	*167*	730	339	*391*	333	155	*178*	...	...	...
68.—Doorkeepers, &c.	1,448	758	*690*	494	337	*157*	877	381	*496*	77	40	*37*	...	...	...
68—A.—Service (unspecified)	23,525	13,821	*9,704*	1,768	1,315	*453*	5,258	3,527	*1,731*	11,078	5,923	*5,159*	5,421	3,053	*2,368*
Total Group 14 ...	65,426	34,379	*31,047*	8,420	4,902	*3,518*	34,075	17,409	*16,666*	17,174	8,852	*8,322*	5,757	3,216	*2,541*

This content downloaded from 14.194.219.90 on Fri, 09 Feb 2024 06:46:19 +00:00
All use subject to https://about.jstor.org/terms

Occupations.	Total Feudatories.			Kuch Behar.			Orissa Tributary States.			Chutia Nagpur Tributary States.			Hill Tipperah.		
	Total.	Male.	Female.	Total.	Male.	Female.	Total.	Male.	Female.	Total.	Male.	Female.	Total.	Male.	Female.
CLASS O—*concluded.*															
***ORDER VI*—concluded.**															
Group 15.—Non-domestic establishment.															
69.—Hotel and lodging-house keepers ...	15	9	6	3	2	1	12	7	5	...	...	...	...	...	...
Total Group 15 ...	15	9	6	3	2	1	12	7	5	...	...	...	...	...	...
Group 16.—Sanitation.															
74.—Sweepers and scavengers	1,361	707	654	259	146	113	1,102	561	541	...	...	...	...	...	...
Total Group 16 ...	1,361	707	654	259	146	113	1,102	561	541	...	...	...	...	...	...
Total Order VI ...	66,602	35,095	31,707	8,682	5,050	3,632	35,189	17,977	17,212	17,174	8,852	8,322	5,757	3,216	2,541
TOTAL CLASS O ...	66,602	35,095	31,707	8,682	5,050	3,632	35,189	17,977	17,212	17,174	8,852	8,322	5,757	3,216	2,541
CLASS D.—PREPARATION AND SUPPLY OF MATERIAL SUBSTANCES.															
ORDER VII.—FOOD AND DRINK.															
Group 17.—Animal food.															
76.—Cow and buffalo keepers and milk and butter sellers	6,932	2,876	4,056	1,227	688	539	5,507	2,081	3,426	163	72	91	35	35	...
77.—Ghee preparers and sellers	747	349	398	361	188	173	293	115	178	93	46	47	...	...	...
79.—Butchers	75	39	36	67	36	31	8	3	5	...	...	...	...	...	...
80.—Fowl and egg dealers	10	7	3	10	7	3	...	...	...	...	...	...	...	...	...
81 and 82.—Fishermen and fish curers ...	25,593	12,577	13,016	9,117	4,570	4,747	13,467	6,633	6,834	2,304	1,195	1,109	705	379	326
Total Group 17 ...	33,357	15,848	17,509	10,782	5,289	5,493	19,275	8,832	10,443	2,560	1,313	1,247	740	414	326
Group 18.—Vegetable Food.															
83.—Grain dealers	4,330	2,353	1,977	1,561	792	769	2,415	1,375	1,040	354	186	168	...	...	...
84.—Grain parchers	21,588	10,582	11,006	1,585	541	1,044	17,195	8,799	8,396	2,808	1,242	1,564	...	...	...
85.—Pulse and flour preparers and sellers	1,099	499	600	610	243	367	256	120	136	233	136	97	...	...	...
87.—Bakers	61	28	33	47	21	26	14	7	7	...	...	...	...	...	...
88.—Bran sellers	8	3	5	...	...	...	8	3	5	...	...	...	...	...	...
89 and 90.—Vegetable and fruit sellers ...	39	11	28	3	3	...	36	8	28	...	...	...	...	...	...
92.—Confectioners and sweetmeat makers and sellers, &c.	1,705	585	1,120	501	175	326	935	339	576	269	51	218	...	...	...
Total Group 18 ...	28,828	14,061	14,767	4,307	1,775	2,532	20,859	10,671	10,188	3,662	1,615	2,047	...	...	...

This content downloaded from 14.194.219.90 on Fri, 09 Feb 2024 06:46:19 +00:00
All use subject to https://about.jstor.org/terms

Group 19.—Drink, condiments and narcotics.														
97.—Country spirits distillers and sellers	5,568	2,841	2,727	131	76	55	4,006	2,000	2,006	1,431	765	666	...	...	...
98.—Toddy drawers and sellers	1,326	670	666	...	...	...	1,249	620	629	87	50	37	...	...	...
103.—Sugar manufacturers and sellers ...	51	28	23	51	28	23	...	...	...	...	...	...	...	...	...
104.—Molasses makers and sellers ...	414	249	165	224	135	89	190	114	76	...	...	...	...	...	...
105.—Salt preparers and sellers	4,896	2,555	2,341	670	326	344	3,283	1,704	1,579	943	525	418	...	...	...
109.—Grocers and general condiment dealers	2,726	1,283	1,443	1,323	666	657	1,312	579	733	91	38	53	...	...	...
111.—Betel leaf and arecanut sellers ...	3,364	1,229	2,135	1,568	449	1,119	1,782	774	1,008	14	6	8	...	...	...
112.—Tobacco and snuff manufacturers and sellers	3,355	1,759	2,196	1,385	718	667	1,562	642	920	1,008	399	609	...	...	...
114.—Opium manufacturers and sellers ...	92	45	47	23	14	9	67	30	37	2	1	1	...	...	...
115.—Bhang, ganja, &c., preparers and sellers	77	46	31	76	46	30	...	...		1	...	1	...	...	...
Total Group 19 ...	22,479	10,705	11,774	5,451	2,458	2,993	13,451	6,463	6,988	3,577	1,784	1,793	...	...	...
Total Order VII ...	84,664	40,614	44,050	20,540	9,523	11,018	53,585	25,966	27,619	9,799	4,712	5,087	740	414	326
ORDER VIII.—LIGHT, FIRING AND FORAGE.															
Group 20.—Lighting.															
116.—Oil-pressers and sellers	13,202	6,597	6,605	4,098	2,115	1,893	7,491	3,642	3,849	1,703	840	863	...	...	...
117.—Oil and salt sellers	2,488	1,160	1,328	...	...	...	2,488	1,160	1,328	...	...	...	...	...	...
118.—Oilcake dealers	1	1	...	1	1	...	...	...	...	...	...	...	...	...	...
121.—Kerosine oil dealers	49	28	21	39	18	21	10	10	...	...	...	...	...	...	...
Total Group 20 ...	15,740	7,786	7,954	4,048	2,134	1,914	9,989	4,812	5,177	1,703	840	863	...	...	...
Group 21.—Fuel and forage.															
125.—Firewood and grass gatherers and sellers	1,537	665	872	60	46	14	1,336	560	776	141	59	82	...	...	...
126.—Firewood contractors and dealers ...	258	94	164	62	28	34	196	66	130	...	...	...	...	...	...
129.—Coal dealers, brokers, Coal Company Managers, &c.	10	5	5	10	5	5	...	...	...	...	...	...	...	...	...
129.—Charcoal burners and dealers	393	212	181	71	26	45	322	186	136	...	...	...	...	...	...
130.—Cowdung-fuel preparers and sellers...	57	17	40	15	12	3	33	4	29	9	1	8	...	...	...
Total Group 21 ...	2,255	993	1,262	218	117	101	1,887	816	1,071	150	60	90	...	...	...
Total Order VIII ...	17,995	8,779	9,216	4,266	2,251	2,015	11,876	5,628	6,248	1,853	900	953	...	...	...

This content downloaded from 14.194.219.90 on Fri, 09 Feb 2024 06:46:19 +00:00
All use subject to https://about.jstor.org/terms

Occupations.	Total Feudatories.			Kuch Bihar.			Orissa Tributary States.			Chutia Nagpur Tributary States.			Hill Tippera.		
	Total.	Male.	Female.	Total.	Male.	Female.	Total.	Male.	Female.	Total.	Male.	Female.	Total.	Male.	Female.
CLASS D—*continued.*															
ORDER IX.—BUILDINGS.															
Group 22.—Building materials.															
132.—Brick and tile burners and sellers ...	261	199	*62*	239	190	*49*	...	...	...	22	9	*13*	...	...	...
133.—Lime and shell burners and sellers ...	816	442	*374*	776	420	*356*	16	13	*3*	24	9	*15*	...	...	...
135.—Thatch dealers and thatchers	779	381	*398*	778	381	*397*	...	...	...	1	...	*1*	...	...	...
Total Group 22 ...	1,856	1,022	*834*	1,793	991	*802*	16	13	*3*	47	18	*29*	...	...	...
Group 23.—Artificers in building.															
137.—Stone and marble workers	1,013	502	*511*	26	11	*15*	987	491	*496*	...	...	...	...	...	...
138.—Masons	686	375	*311*	178	100	*78*	460	243	*217*	48	32	*16*	...	...	...
139.—Builders and joiners	215	113	*102*	197	103	*94*	18	10	*8*	...	...	...	...	...	...
141.—Mudwall and roof builders	17	13	*4*	...	...	...	...	...	...	17	13	*4*	...	...	...
142.—Plumbers and glaziers	4	1	*3*	...	...	...	...	...	...	4	1	*3*	...	...	...
Total Group 23 ...	1,935	1,004	*931*	401	214	*187*	1,465	744	*721*	69	46	*23*	...	...	...
Total Order IX ...	3,791	2,026	*1,765*	2,194	1,205	*989*	1,481	757	*724*	116	64	*52*	...	...	...
ORDER X.—VEHICLES AND VESSELS.															
Group 24.—Railway plant.															
144.—Railway mechanics	6	3	*3*	6	3	*3*	...	...	...	...	...	...	...	...	...
Total Group 24 ...	6	3	*3*	6	3	*3*	...	...	...	...	...	...	...	...	...
Group 25.—Carts, carriages, &c.															
146.—Cart makers, carriage makers and sellers	497	300	*197*	294	194	*100*	203	106	*97*	...	...	...	...	...	...
Total Group 25 ...	497	300	*197*	294	194	*100*	203	106	*97*	...	...	...	...	...	...

This content downloaded from 14.194.219.90 on Fri, 09 Feb 2024 06:46:19 +00:00
All use subject to https://about.jstor.org/terms

Group 26.—Ships and boats.																
148.—Shipwrights, boat-builders, &c. ...	58	40	18	...	...	...	58	40	18	...	...	...	...	...	...	
Total Group 26 ...	58	40	18	...	...	...	58	40	18	...	...	...	...	...	...	
Total Order X ...	561	343	218	300	197	103	261	146	115	...	...	...	...	...	...	
ORDER XI.—SUPPLEMENTARY REQUIREMENTS.																
Group 27.—Paper, &c.																
153.—Paper makers and sellers, and palm-leaf binders	170	83	87	...	...	...	170	83	87	...	...	...	...	...	...	
154.—Stationers	573	367	206	432	270	162	97	76	21	44	21	23	...	...	...	
Total Group 27 ...	743	450	293	432	270	162	267	159	108	44	21	23	...	...	...	
Group 28.—Books and prints, &c.																
157.—Press proprietors, lithographers and printers	80	51	29	67	44	23	13	7	6	...	...	...	...	...	...	
158.—Book-binders	237	135	102	219	129	90	18	6	12	...	...	...	...	...	...	
159.—Book-sellers and publishers	34	16	18	...	...	...	18	10	8	16	6	10	...	...	...	
Total Group 28 ...	351	202	149	286	173	113	49	23	26	16	6	10	...	...	...	
Group 29.—Watches, clocks and scientific instruments.																
163.—Watch and clock makers and sellers	12	7	5	4	2	2	8	3	3	2	2	...	...	...	...	
Total Group 29 ...	12	7	5	4	2	2	8	3	3	2	2	...	...	...	...	
Group 31.—Toys, curiosities, &c.																
177.—Toy, kite and cage makers and sellers	13	5	8	13	5	8	...	...	...	...	...	...	...	...	...	
178.—Hukká-stem makers and sellers ...	55	24	31	51	23	28	4	1	3	...	...	...	...	...	...	
Total Group 31 ...	68	29	39	64	28	36	4	1	3	...	...	...	...	...	...	
Group 32.—Music and musical instruments.																
183.—Music and musical instrument dealers	18	6	12	4	3	1	14	3	11	...	...	...	...	...	...	
184.—Conch-dealers, drum and horn makers, &c.	545	303	242	72	51	21	152	85	67	321	167	154	...	...	...	
Total Group 32 ...	563	309	254	76	54	22	166	88	78	321	167	154	...	...	...	

This content downloaded from 14.194.219.90 on Fri, 09 Feb 2024 06:46:19 +00:00
All use subject to https://about.jstor.org/terms

Occupations.	Total Feudatories.			Kuch Bihar.			Orissa Tributary States.			Chutia Nagpur Tributary States.			Hill Tippera.		
	Total.	Male.	Female.	Total.	Male.	Female.	Total.	Male.	Female.	Total.	Male.	Female.	Total.	Male.	Female.
CLASS D—*continued.*															
***ORDER XI*—concluded**															
Group 33.—Necklaces, Bracelets, beads, sacred threads, &c.															
185.—Bangle makers and sellers in lac ...	19	9	*10*	...	...	...	19	9	*10*	...	...	...	...	...	...
187.—Bangle makers and sellers in wood and bone	216	88	*128*	93	39	*54*	123	49	*74*	...	...	...	...	...	...
189.—Bangle makers and sellers in glass	2	2	...	...	...	...	...	...	...	2	2	...	...	...	...
189—A.—Bangle makers	474	224	*250*	35	13	*22*	...	...	...	439	211	*228*	...	...	...
191.—Imitation and pewter jewellery makers and sellers	17	8	*9*	13	7	*6*	...	...	...	4	1	*3*	...	...	...
192.—Bead makers and sellers	593	271	*322*	166	74	*92*	423	193	*230*	4	4	...	...	...	...
194.—Flower garland makers and sellers...	236	115	*121*	4	1	*3*	225	112	*113*	7	2	*5*	...	...	...
195.—Artificial flower and caste mark spangle makers and sellers ...	23	12	*11*	...	...	...	...	...	...	23	12	*11*	...	...	...
Total Group 33 ...	1,580	729	*851*	311	134	*177*	790	363	*427*	479	232	*247*	...	...	...
Group 35.—Harness.															
202.—Saddle cloth makers, embroiderers and sellers	5	2	*3*	...	...	...	...	...	...	5	2	*3*	...	...	...
Total Group 35 ...	5	2	*3*	...	...	...	...	...	...	5	2	*3*	...	...	...
Group 36.—Tools and machinery.															
204.—Knife and tool makers and sellers ...	442	271	*171*	42	27	*15*	364	223	*141*	36	21	*15*	...	...	...
204—A.—Plough makers	263	127	*136*	7	5	*2*	207	104	*103*	49	18	*31*	...	...	...
207.—Mechanics (not Railway)	24	13	*11*	6	6	...	...	...	...	18	7	*11*	...	...	...
Total Group 36 ...	729	411	*318*	55	38	*17*	571	327	*244*	103	46	*57*	...	...	...
Group 37.—Arms and ammunition.															
209.—Gun makers and sellers	16	13	*3*	...	...	...	16	13	*3*	...	...	...	...	...	...
210.—Ammunition and cap dealers	4	2	*2*	...	...	...	4	2	*2*	...	...	...	...	...	...
211.—Gun-powder makers and sellers ...	2	2	...	1	1	...	...	...	...	1	1	...	...	...	...
212.—Fire-work makers and sellers	21	9	*12*	21	9	*12*	...	...	...	...	...	...	...	...	...
213.—Sword and scabbard makers and sellers	12	6	*6*	...	...	...	...	...	...	12	6	*6*	...	...	...

This content downloaded from 14.194.219.90 on Fri, 09 Feb 2024 06:46:19 +00:00
All use subject to https://about.jstor.org/terms

215.—Bow and arrow makers and sellers...	9	6	3	...	...	...	9	6	3	...	...	...	...	...	...
216.—Cudgel makers and sellers	45	32	13	...	...	...	45	32	13	...	...	...	...	...	...
Total Group 37 ...	109	70	39	22	10	19	74	53	21	13	7	6	...	...	...
Total Order XI ...	4,160	2,209	1,951	1,250	709	541	1,927	1,017	910	983	483	500	...	...	...
ORDER XII.—TEXTILE FABRICS AND DRESS.															
Group 38.—Wool and Fur.															
218.—Shawl weavers and sellers	104	72	32	104	72	32	...	...	...	...	...	...	...	...	...
220.—Blanket weavers and sellers	11	6	5	2	2	...	2	1	1	7	3	4	...	...	...
221.—Woollen cloth manufacturers and dealers	2	2	...	2	2	...	...	...	...	...	...	...	...	...	...
Total Group 38 ...	117	80	37	108	76	32	2	1	1	7	3	4	...	...	...
Group 39.—Silk.															
226.—Silk-worm rearers and cocoon gatherers	59	6	53	6	6	...	53	...	53	...	...	...	...	...	...
227.—Silk carders and spinners	163	68	95	...	...	...	163	68	95	...	...	...	...	...	...
228.—Silk weavers and dealers	1,710	836	874	...	...	...	1,641	787	854	69	49	20	...	...	...
Total Group 39 ...	1,932	910	1,022	6	6	...	1,857	855	1,002	69	49	20	...	...	...
Group 40.—Cotton.															
231.—Cotton cleaners, pressers and ginners	637	175	462	29	22	7	580	142	438	28	11	17	...	...	...
231—A.—Raw cotton dealers	61	34	27	1	...	1	46	28	18	14	6	8	...	...	...
232.—Cotton carpet and rug makers and sellers	3	2	1	2	2	...	1	...	1	...	...	...	...	...	...
233.—Cotton spinners, sizers and yarn beaters	4,824	1,694	3,130	277	64	213	3,348	1,170	2,178	1,199	460	739	...	...	...
234.—Cotton weavers, mill owners and managers	79,999	41,476	38,523	2,751	1,304	1,447	48,120	24,969	23,151	29,128	15,203	13,925	...	...	...
236.—Calenderers, fullers and printers ...	3	2	1	...	...	...	...	...	...	3	2	1	...	...	...
237.—Cotton dyers	26	8	18	1	...	1	23	7	16	2	1	1	...	...	...
Total Group 40 ...	85,553	43,391	42,162	3,061	1,392	1,669	52,118	26,316	25,802	30,374	15,683	14,691	...	...	...
Group 41.—Jute, flax, coir, &c.															
240.—Flax spinners, weavers and sellers	85	41	44	...	...	...	...	...	...	85	41	44	...	...	...
241.—Hemp rope makers and sellers ...	294	122	172	...	...	...	122	65	57	172	57	115	...	...	...
242.—Jute manufacturers, managers and agents	383	195	188	310	151	159	49	33	16	24	11	13	...	...	...
242—A.—Raw jute dealers	1,202	701	501	901	526	375	301	175	126	...	...	...	...	...	...
243.—Sacking, tarpaulin and gunny makers and sellers	1,237	292	945	418	37	381	738	214	524	81	41	40	...	...	...
244.—Net makers and sellers	269	117	152	122	104	18	147	13	134	...	...	...	...	...	...
Total Group 41 ...	3,470	1,468	2,002	1,751	818	933	1,357	500	857	362	150	212	...	...	...

This content downloaded from 14.194.219.90 on Fri, 09 Feb 2024 06:46:19 +00:00
All use subject to https://about.jstor.org/terms

Occupations.	Total Feudatories.			Kuch Bihar.			Orissa Tributary States.			Chutia Nagpur Tributary States.			Hill Tipperah.		
	Total.	Male.	Female.	Total.	Male.	Female.	Total.	Male.	Female.	Total.	Male.	Female.	Total.	Male.	Female.
CLASS D—*continued.*															
***ORDER XII.*—concluded.**															
Group 42.—Dress.															
247.—Tailors and darners	2,272	1,247	*1,025*	1,119	591	*528*	836	496	*340*	317	160	*157*	...	...	...
248.—Milliners and dress makers	6	...	*6*	6	...	*6*	...	...	...	...	...	...	...	...	...
251.—Hat, cap and turban makers and sellers	264	143	*121*	...	...	...	108	65	*43*	156	78	*78*	...	...	...
253.—Umbrella makers and sellers	605	286	*319*	1	1	...	604	285	*319*	...	...	...	...	...	...
254.—Embroiders and lace and muslin makers	32	13	*19*	...	...	...	...	...	...	32	13	*19*	...	...	...
257.—Piece-goods dealers	3,597	2,016	*1,581*	392	271	*121*	2,563	1,398	*1,165*	642	347	*295*	...	...	...
Total Group 42 ...	6,776	3,705	*3,071*	1,518	863	*655*	4,111	2,244	*1,867*	1,147	598	*549*	...	...	...
Total Order XII ...	97,848	49,554	*48,294*	6,444	3,155	*3,289*	59,445	29,916	*29,529*	31,959	16,483	*15,476*	...	...	...
ORDER XIII.—METALS AND PRECIOUS STONES.															
Group 43.—Gold and silver and precious stones.															
258.—Gold and silver dealers	531	320	*211*	138	77	*61*	390	242	*148*	3	1	*2*	...	...	...
259 & 260.—Gold and silver workers ...	6,460	3,304	*3,156*	1,782	995	*787*	3,645	1,627	*2,018*	707	450	*257*	326	233	*94*
262.—Goldsmiths' dust washers	254	130	*124*	...	...	...	...	...	...	254	130	*124*	...	...	...
274.—Coral dealers	29	17	*12*	...	...	...	...	...	...	29	17	*12*	...	...	...
Total Group 43 ...	7,274	3,771	*3,503*	1,920	1,072	*848*	4,035	1,869	*2,166*	993	598	*395*	326	233	*94*
Group 44.—Brass, Copper and Bell-metal.															
276.—Brass workers and sellers	2,415	1,400	*1,015*	222	134	*88*	2,027	1,169	*858*	166	97	*69*	...	...	...
277.—Brass pot makers and sellers ...	1,281	573	*708*	50	35	*15*	1,231	538	*693*	...	...	...	...	...	...
281.—Bell-metal workers and sellers ...	2,858	1,304	*1,554*	206	109	*97*	2,428	1,084	*1,344*	224	111	*113*	...	...	...
282.—General workers in brass, copper and bell-metal	1,030	559	*471*	...	...	...	129	78	*51*	901	481	*420*	...	...	...
283.—Brass and copper dealers	469	270	*199*	210	120	*90*	259	150	*109*	...	...	...	...	...	...
Total Group 44 ...	8,053	4,106	*3,947*	688	398	*290*	6,074	3,019	*3,055*	1,291	689	*602*	...	...	...

Group 45.—Tin, Zinc, Mercury and Lead.

This content downloaded from 14.194.219.90 on Fri, 09 Feb 2024 06:46:19 +00:00
All use subject to https://about.jstor.org/terms

This content downloaded from
14.194.219.90 on Fri, 09 Feb 2024 06:46:19 +00:00
All use subject to https://about.jstor.org/terms

FEUDATORY STATES—*continued.*

Occupations.	Total Feudatories.			Kuch Bihar.			Orissa Tributary States.			Chutia Nagpur Tributary States.			Hill Tippera.		
	Total.	Male.	Female.	Total.	Male.	Female.	Total.	Male.	Female.	Total.	Male.	Female.	Total.	Male.	Female.
CLASS D—*concluded.*															
***ORDER XV*—concluded.**															
Group 50.—Canework, matting and leaves, &c.															
306.—Bamboo and rattan splitters, workers and sellers	4,003	2,055	*1,948*	72	32	*40*	237	117	*120*	3,694	1,906	*1,788*	...	...	...
307.—Basket weavers and winnowing pan makers and sellers	13,956	6,784	*7,172*	287	172	*115*	12,037	5,765	*6,272*	1,632	847	*785*	...	...	...
308.—Mat makers and sellers	1,353	445	*908*	172	87	*85*	1,148	343	*805*	33	15	*18*	...	...	...
310.—Leaf-plate makers and sellers	3,400	1,233	*2,167*	40	21	*19*	3,149	1,127	*2,022*	211	85	*126*	...	...	...
313.—Brush and comb makers and sellers	302	156	*146*	20	20	...	111	56	*55*	171	80	*91*	...	...	...
314.—Broom makers and sellers	197	65	*132*	...	...	...	197	65	*132*	...	...	...	...	...	...
315.—Pith and bark collectors, workers and sellers	62	37	*25*	58	37	*21*	...	...	...	4	...	*4*	...	...	...
Total Group 50	23,273	10,775	*12,498*	649	369	*280*	16,879	7,473	*9,406*	5,745	2,933	*2,812*	...	...	...
Total Order XV	39,333	18,778	*20,555*	3,210	1,996	*1,214*	28,659	13,072	*15,587*	7,422	3,668	*3,754*	42	43	...
ORDER XVI.—GUMS, DRUGS, DYES, &c.															
Group 51.—Gums, wax and similar forest produce.															
319.—Catechu preparers and sellers	612	294	*318*	...	...	...	292	131	*161*	320	163	*157*	...	...	...
320.—Lac collectors and sellers	81	50	*31*	4	...	*4*	31	4	*27*	46	46	...	...	...	...
323.—Wax, honey and general minor forest produce collectors and sellers	2,376	1,243	*1,133*	7	5	*2*	2,367	1,236	*1,131*	2	2	...	...	...	...
Total Group 51	3,069	1,587	*1,482*	11	5	*6*	2,690	1,371	*1,319*	368	211	*157*	...	...	...
Group 52.—Drugs, dyes, pigments, &c.															
324.—Chemists and druggists	135	73	*62*	77	42	*35*	13	8	*5*	45	23	*22*	...	...	...
336.—Kanku (red powder) preparers and sellers	3	...	*3*	...	...	...	...	...	...	3	...	*3*	...	...	...
337.—Perfume preparers and sellers	56	19	*37*	39	14	*25*	17	5	*12*	...	...	...	...	...	...
Total Group 52	194	92	*102*	116	56	*60*	30	13	*17*	48	23	*25*	...	...	...
Total Order XVI	3,263	1,679	*1,584*	127	61	*66*	2,720	1,384	*1,336*	416	234	*182*	...	...	...

This content downloaded from 14.194.219.90 on Fri, 09 Feb 2024 06:46:19 +00:00
All use subject to https://about.jstor.org/terms

ORDER XVII.—LEATHER, HORNS, BONES AND GREASE.																
Group 53.—Leather, &c.																
338.—Tanners, currriers, hide sellers ...	331	229	*102*	331	229	*102*	...	...	...	...	...	...	...	...	...	
339.—Shoe sandals, boot-makers and sellers	3,009	1,620	*1,389*	341	194	*147*	368	196	*172*	2,300	1,230	*1,070*	...	...	...	
342.—Hide, horns and bone dealers	1,376	774	*602*	522	360	*162*	799	387	*412*	55	27	*28*	...	...	...	
Total Group 53 ...	4,716	2,623	*2,093*	1,194	783	*411*	1,167	583	*584*	2,355	1,257	*1,098*	...	...	...	
Total Order XVII ...	4,716	2,623	*2,093*	1,194	783	*411*	1,167	583	*584*	2,355	1,257	*1,098*	...	...	...	
TOTAL CLASS D ...	323,685	161,336	162,549	46,518	23,869	22,649	200,050	97,669	102,381	74,962	38,336	36,646	2,335	1,462	873	
CLASS E.—COMMERCE, TRANSPORT, STORAGE.																
ORDER XVIII.—COMMERCE.																
Group 54.—Dealers in money and securities.																
347.—Money-lenders and pawn-brokers ...	996	570	*426*	739	431	*308*	255	137	*118*	2	2	...	...	...	...	
350.—Money changers and testers	139	102	*37*	139	102	*37*	...	...	...	...	...	...	...	...	...	
Total Group 54 ...	1,135	672	*463*	878	533	*345*	255	137	*118*	2	2	...	...	...	...	
Group 55.—General Merchandise.																
352.—General merchants	9,337	5,664	*3,673*	1,798	1,038	*760*	2,730	1,731	*999*	2,544	1,284	*1,260*	2,265	1,611	*654*	
353.—Merchant's managers, clerks, &c. ...	384	262	*122*	336	234	*102*	29	19	*10*	19	9	*10*	...	...	...	
Total Group 55 ...	9,721	5,926	*3,795*	2,134	1,272	*862*	2,759	1,750	*1,009*	2,563	1,293	*1,270*	2,265	1,611	*654*	
Group 56.—Dealing unspecified.																
354.—Shopkeeper's clerks, salesmen, &c. ...	249	165	*84*	249	165	*84*	...	...	...	...	...	...	...	...	...	
355.—Shopkeepers and money-lenders' servants	343	205	*138*	256	153	*103*	56	37	*19*	31	15	*16*	...	...	...	
356.—Shopkeepers, otherwise unspecified ...	1,995	1,026	*969*	239	126	*113*	1,141	581	*560*	615	319	*296*	...	...	...	
357.—Pedlars and hawkers	4,613	2,500	*2,113*	280	139	*141*	4,324	2,355	*1,969*	9	6	*3*	...	...	...	
Total Group 56 ...	7,200	3,896	*3,304*	1,024	583	*441*	5,521	2,973	*2,548*	655	340	*315*	...	...	...	
Group 57.—Middlemen.																
(a).—Brokers, &c.																
358.—Brokers, agents, dubash	2,194	1,158	*1,036*	421	271	*150*	70	46	*24*	1,703	841	*862*	...	...	...	
Total Group 57(a) ...	2,194	1,158	*1,036*	421	271	*150*	70	46	*24*	1,703	841	*862*	...	...	...	

This content downloaded from 14.194.219.90 on Fri, 09 Feb 2024 06:46:19 +00:00
All use subject to https://about.jstor.org/terms

Occupations.	Total Feudatories.			Kuch Bihar.			Orissa Tributary States.			Chutia Nagpur Tributary States.			Hill Tippera.		
	Total.	Male.	Female.	Total.	Male.	Female.	Total.	Male.	Female.	Total.	Male.	Female.	Total.	Male.	Female.
CLASS E—*continued.*															
***ORDER XVIII*—concluded.**															
Group 57—*concluded.*															
(*b*).—Contractors and farmers.															
360.—Farmers of tolls and ferries	253	150	*103*	219	129	*90*	7	4	*3*	32	17	*15*	...	...	...
360-A.—Lessees of pounds	4	2	*2*	4	2	*2*	...	...	...	...	...	...	...	...	...
362.—Lessees and superintendents of markets and stalls	9	6	*3*	3	2	*1*	6	4	*2*	...	...	...	...	...	...
363.—Contractors, otherwise unspecified ...	1,409	798	*611*	1,168	639	*529*	44	31	*13*	197	128	*69*	...	...	...
364.—Contractors for labour and Emigration Agents	136	78	*58*	129	71	*58*	7	7	...	...	...	...	...	...	...
Total Group 57 (b) ...	1,818	1,034	*782*	1,523	843	*680*	64	46	*18*	229	14	*84*	...	...	...
Total Group 57 ...	4,010	2,192	*1,818*	1,944	1,114	*830*	134	92	*42*	1,932	986	*946*	...	...	...
Total Order XVIII ...	22,086	12,686	*9,380*	5,980	3,502	*2,478*	8,669	4,952	*3,717*	5,152	2,621	*2,531*	2,265	1,611	*654*
ORDER XIX.—TRANSPORT AND STORAGE.															
Group 58.—Railway.															
(*b*).—Working staff.															
371.—Station-masters, Inspectors, &c. ...	17	6	*11*	7	2	*5*	2	...	*2*	8	4	*4*	...	...	...
372.—Guards, drivers and firemen ...	18	12	*6*	18	12	*6*	...	...	...	...	...	...	...	...	...
373.—Pointsmen, shunters, porters, signallers, &c.	106	54	*52*	20	10	*10*	...	...	...	86	44	*42*	...	...	...
Total Group 58 (b) ...	141	72	*69*	45	24	*21*	2	...	*2*	94	48	*46*	...	...	...
Total Group 58 ...	141	72	*69*	45	24	*21*	2	...	*2*	94	48	*46*	...	...	...
Group 59.—Road.															
(*a*).—Cart, carriage and tramway owners and drivers.															
375.—Cart owners, drivers and carting agents	1,918	1,215	*703*	1,502	845	*657*	404	366	*38*	12	4	*8*	...	...	...
378.—Palki owners and bearers	1,906	1,072	*834*	1,173	736	*437*	557	236	*321*	176	100	*76*	...	...	...
Total Group 59 (a) ...	3,824	2,287	*1,537*	2,675	1,581	*1,094*	961	602	*359*	188	104	*84*	...	...	...

This content downloaded from 14.194.219.90 on Fri, 09 Feb 2024 06:46:19 +00:00
All use subject to https://about.jstor.org/terms

(b).—Carriers by pack animals.															
379.—Pack bullock owners and drivers ...	1,450	807	643	17	9	8	476	253	223	957	545	412	...	...	...
Total Group 59 (b) ...	1,450	807	643	17	9	8	476	253	223	957	545	412	...	...	...
Total Group 59 ...	5,274	3,094	2,180	2,692	1,590	1,102	1,457	855	589	1,145	649	496	...	...	...
Group 60.—Water.															
(a).—Owners, &c., of vessels.															
383.—Boat and barge owners	80	56	24	80	56	24	...	...	...	...	...	...	...	...	...
Total Group 60 (a) ...	80	56	24	80	56	24	...	...	...	...	...	...	...	...	...
(b).—Working staff of vessels.															
385.—Boat and bargemen	1,951	1,497	454	445	339	106	1,424	1,111	313	82	47	35	...	...	...
Total Group 60 (b) ...	1,951	1,497	454	445	339	106	1,424	1,111	313	82	47	35	...	...	...
Total Group 60 ...	2,031	1,553	478	525	395	130	1,424	1,111	313	82	47	35	...	...	...
Group 61.—Messages.															
(a).—Post, &c.															
390.—Postal directors, postmasters and clerks	90	60	30	48	31	17	32	25	7	10	4	6	...	...	...
391.—Postal messengers and runners ...	497	248	249	207	90	117	201	122	79	89	36	53	...	...	...
392.—Messengers (unspecified)	3,994	1,864	2,130	696	365	331	3,108	1,428	1,680	190	71	119	...	...	
Total Group 61 (a) ...	4,581	2,172	2,409	951	486	465	3,341	1,575	1,766	289	111	178	...	...	...
(b).—Telegraph and Telephone.															
393.—Telegraph officers (Government, Railway and others)	21	15	6	21	15	6	...	...	...	...	...	...	...	...	...
394.—Signallers and messengers	52	25	27	52	25	27	...	...	...	...	...	...	...	...	...
Total Group 61 (b) ...	73	40	33	73	40	33	...	...	...	...	...	...	...	...	...
Total Group 61 ...	4,654	2,212	2,442	1,024	526	498	3,341	1,575	1,766	289	111	178	...	...	...
Group 62.—Storage and weighing.															
396.—Warehouse owners, keepers, &c. ...	24	19	5	17	14	3	...	...	...	7	5	2	...	...	...
398.—Porters (general)	499	300	199	53	36	17	446	264	182	...	...	...	...	...	...
399.—Weighmen and measurers	87	43	44	47	23	24	40	20	20	...	...	...	...	...	...
Total Group 62 ...	610	362	248	117	73	44	486	284	202	7	5	2	...	...	...
Total Order XIX ...	12,710	7,238	5,417	4,403	2,608	1,795	6,690	3,825	2,865	1,617	80	757	...	...	...
TOTAL CLASS E ...	34,776	19,979	14,797	10,383	6,110	4,273	15,359	8,777	6,582	6,769	3,481	3,288	2,265	1,611	654

This content downloaded from 14.194.219.90 on Fri, 09 Feb 2024 06:46:19 +00:00
All use subject to https://about.jstor.org/terms

Occupations.	Total Feudatories.			Kuch Bihar.			Orissa Tributary States.			Chutia Nagpur Tributary States.			Hill Tipperah.		
	Total.	Male.	Female.	Total.	Male.	Female.	Total.	Male.	Female.	Total.	Male.	Female.	Total.	Male.	Female.
CLASS F.—PROFESSIONS.															
ORDER XX.—LEARNED AND ARTISTIC PROFESSIONS.															
Group 63—Religion.															
(a) Priests, Ministers, &c.															
401.—Priests, Ministers, Preachers and Missionaries	20,726	11,081	9,645	6,732	4,100	2,632	12,787	6,331	6,456	1,049	549	500	178	101	77
402.—Catechists, readers and zenana mission service, &c.	152	94	58	44	24	20	108	70	38	...	...	...	...	...	...
403.—Exorcists, hall-averters, &c.	82	44	38	82	44	38	...	...	...	...	...	...	...	...	...
Total Group 63 (a) ...	20,960	11,219	9,741	6,858	4,168	2,690	12,875	6,401	6,474	1,049	549	500	178	101	77
(b) Subsidiary religious services.															
404.—Religious mendicants, inmates of monasteries, convents, &c.	202	151	51	170	129	41	24	17	7	8	5	3	...	...	...
405.—Church, temple, masjid, &c., service...	547	348	199	396	287	109	149	59	90	2	2	...	...	...	...
Total Group 63 (b) ...	749	499	250	566	416	150	173	76	97	10	7	3	...	...	...
Total Group 63 ...	21,709	11,718	9,991	7,424	4,584	2,840	13,048	6,477	6,571	1,059	556	503	178	101	77
Group 64.—Education.															
406.—Administrative and Inspecting officials	24	16	8	13	8	5	11	8	3	...	...	...	...	...	...
407.—Principals, Professors and teachers, &c.	3,310	2,146	1,164	806	456	350	2,408	1,631	777	97	60	37	...	...	...
408.—Clerks on establishments of Educational Institutions	13	10	3	13	10	3	...	...	...	...	...	...	...	...	...
Total Group 64 ...	3,347	2,172	1,175	831	473	358	2,419	1,639	780	97	60	37	...	...	...
Group 65.—Literature.															
409.—Authors, Editors, Journalists, &c. ...	3	1	2	3	1	2	...	...	...	...	...	...	...	...	...
411.—Private Secretaries and clerks... ...	573	346	227	238	144	94	306	177	128	30	25	5	...	...	...
412.—Public scribes and copyists	41	19	22	28	15	13	13	4	9	...	...	...	...	...	...
Total Group 65 ...	617	366	251	269	160	109	318	181	137	30	25	5	...	...	...
Group 66.—Law.															
414.—Barristers, Advocates and Pleaders...	244	160	84	244	160	84	...	...	...	...	...	...	...	...	...
416.—Law-agents, Mukhtars, &c.	568	393	205	462	300	162	65	43	22	14	8	6	57	42	15

This content downloaded from 14.194.219.90 on Fri, 09 Feb 2024 06:46:19 +00:00
All use subject to https://about.jstor.org/terms

417.—Articled clerks and other lawyers' clerks	238	143	95	228	143	95	...	...	...	...	...	...	...	...	...	...
418.—Stamp-vendors	43	30	13	43	30	13	...	...	...	...	...	...	...	...	...	...
419.—Petition-writers	155	113	43	143	104	39	12	8	4	...	...	...	...	...	...	...
Total Group 66 ...	1,278	838	440	1,130	737	393	77	51	26	14	8	6	57	42	15	
Group 67.—Medicine.																
(a) Practitioners.																
421.—Practitioners by diploma	108	70	36	108	70	36	...	...	...	...	...	...	...	...	...	...
422.—Practitioners without diploma (vaids, hakims, etc.)	2,229	1,256	973	1,388	778	610	684	382	309	142	81	61	15	15	...	
424.—Oculists	16	9	7	16	9	7	...	...	...	...	...	...	...	...	...	
425.—Vaccinators	140	97	43	78	48	30	44	41	3	18	8	10	...	...	...	
426.—Midwives	1,515	542	973	132	45	87	...	...	...	1,383	497	886	...	...	...	
Total Group 67 (a) ...	4,008	1,974	2,032	1,720	950	770	728	423	305	1,543	586	957	15	15	...	
(b).—Subsidiary Medical Services.																
428.—Compounders, nurses, etc.	94	58	36	32	18	14	62	40	22	...	...	...	...	...	...	
Total Group 67(b) ...	94	58	36	32	18	14	62	40	22	...	...	...	...	...	...	
Total Group 67 ...	4,100	2,032	2,068	1,752	968	784	790	463	327	1,543	586	957	15	15	...	
Group 68.—Engineering and Surveying.																
(b).—Subsidiary Staff.																
432.—Draughtsmen, etc., in Survey Offices, &c.	399	243	156	318	177	141	80	65	15	1	1	...	...	...	...	
433.—Clerks, &c., in offices of the above ...	76	47	29	76	47	29	...	...	...	...	...	...	...	...	...	
Total Group 68(b) ...	475	290	185	394	224	170	80	65	15	1	1	...	...	...	...	
Total Group 68 ...	475	290	185	394	224	170	80	65	15	1	1	...	...	...	...	
Group 69.—Other sciences.																
(b).—Minor Sciences.																
437.—Astrologers, genealogists and horoscope casters	601	306	295	26	16	10	571	237	284	4	3	1	...	...	...	
438.—Almanack makers and sellers	7	6	1	...	...	...	7	6	1	...	...	...	...	...	...	
Total Group 69(b) ...	608	312	296	26	16	10	578	243	285	4	3	1	...	...	...	
Total Group 69 ...	608	312	296	26	16	10	578	243	285	4	3	1	...	...	...	

This content downloaded from 14.194.219.90 on Fri, 09 Feb 2024 06:46:19 +00:00
All use subject to https://about.jstor.org/terms

Occupations.	Total Feudatories.			Kuch Bihar.			Orissa Tributary States.			Chutia Nagpur Tributary States.			Hill Tippera.		
	Total.	Male.	Female.	Total.	Male.	Female	Total.	Male.	Female.	Total.	Male.	Female.	Total.	Male.	Female.
CLASS F—*concluded.*															
***ORDER XX*—concluded.**															
Group 70.—Pictorial Art and Sculpture.															
440.—Painters, Superintendents of Schools of Art, etc.	408	183	225	293	128	165	115	55	60	...	...	...	...	...	...
Total Group 70 ...	408	183	225	293	128	165	115	55	60	...	...	...	...	...	...
Group 71.—Music, Acting and Dancing.															
444.—Band-masters and players (not military)	5,414	2,780	2,634	2,281	1,150	1,131	1,203	750	453	1,930	880	1,050	...	...	...
446.—Actors, singers, and dancers	376	222	154	92	82	10	118	69	49	166	71	95	...	...	...
Total Group 71 ...	5,790	3,002	2,788	2,373	1,232	1,141	1,321	819	502	2,096	951	1,145	...	...	...
Total Order XX ...	38,332	20,913	17,419	14,492	8,522	5,970	18,748	10,048	8,703	4,844	2,190	2,654	250	158	92
ORDER XXI.—SPORT AND AMUSEMENTS.															
Group 72.—Sport.															
448.—Shikaris, falconers, bird catchers ...	251	139	112	2	2	...	178	98	80	71	39	32	...	...	...
Total Group 72 ...	251	139	112	2	2	...	178	98	80	71	39	32	...	...	...
Group 73.—Exhibition and games.															
(*a*).—Catching, training and exhibiting animals.															
450.—Exhibitors of trained animals ...	187	101	86	...	...	...	105	62	43	82	39	43	...	...	...
Total Group 73(a) ...	187	101	86	...	...	...	105	62	43	82	39	43	...	...	...
(*b*).—Conjuring, Fortune-telling and other exhibitions.															
454.—Story and ballad reciters	13	10	3	13	10	3	...	...	...	...	...	...	...	...	...
456.—Conjurors and fortune-tellers ...	193	97	96	50	26	24	143	71	72	...	...	...	...	...	...
Total Group 73(b) ...	206	107	99	63	36	27	143	71	72	...	...	...	...	...	...

This content downloaded from 14.194.219.90 on Fri, 09 Feb 2024 06:46:19 +00:00
All use subject to https://about.jstor.org/terms

(c).—Acrobatics and Athletics.															
457.—Tumblers, acrobats, wrestlers, &c. ...	88	51	35	62	38	24	24	13	11	...	...	...	...	...	...
Total Group 73(c) ...	88	51	35	62	38	24	24	13	11	...	...	...	...	...	...
Total Group 73 ...	479	259	220	125	74	51	272	146	126	82	39	43	...	...	...
Total Order XXI ...	730	398	332	127	76	51	450	244	206	153	78	75	...	...	...
TOTAL CLASS F ...	39,062	21,311	17,751	14,619	8,598	6,021	19,196	10,287	8,909	4,997	2,268	2,729	250	158	92
CLASS G.—INDEFINITE AND INDEPENDENT.															
ORDER XXIII.—INDEFINITE.															
Group 74.—Unskilled labour.															
(a).—Special Branches.															
461.—Well sinkers	242	116	126	242	116	126	...	...	...	...	...	...	...	...	...
462.—Tank diggers and excavators	3,889	2,430	1,459	2,140	1,647	493	1,425	592	833	324	191	133	...	...	...
465.—Road, Canal and Railway labourers	14	5	9	...	...	...	...	...	...	14	5	9	...	...	...
466.—Rice-pounders and huskers	14,278	2,957	11,321	4,527	1,195	3,332	9,254	1,644	7,610	497	118	379	...	...	...
Total Group 74(a) ...	18,423	5,508	12,915	6,909	2,958	3,951	10,679	2,236	8,443	835	314	521	...	...	...
(b).—General.															
467.—General labour	382,222	196,150	186,072	3,934	2,198	1,736	289,037	150,920	138,117	88,123	42,969	46,154	128	63	65
Total Group 74(b) ...	382,222	196,150	186,072	3,934	2,198	1,736	289,037	150,920	138,117	88,123	42,969	46,154	128	63	65
Total Group 74 ...	400,645	201,658	198,987	10,843	5,156	5,687	299,716	153,156	146,560	88,958	43,283	46,675	128	63	65
Group 75.—Undefined, &c.															
468(a).—Indefinite and unspecified	823	119	704	475	55	420	286	45	241	55	19	36	7	...	7
468(b).—Disreputable means of livelihood	1,730	1,006	724	...	...	...	963	497	466	...	...	...	767	509	258
Total Group 75 ...	2,553	1,125	1,428	475	55	420	1,249	542	707	55	19	36	774	509	265
Total Order XXIII ...	403,198	202,783	200,415	11,318	5,211	6,107	300,965	153,698	147,267	90,013	43,302	46,711	902	572	330
ORDER XXIV.—INDEPENDENT OF WORK.															
Group 76.—Property and Alms.															
(a).—Property and allowances.															
469.—House-rent, shares, &c.	504	233	271	248	130	118	256	103	153	...	...	...	...	...	...
470.—Allowances from patrons or relatives	1,228	619	609	359	240	119	839	354	485	30	25	5	...	...	...
Total Group 76(a) ...	1,732	852	880	607	370	237	1,095	457	638	30	25	5	...	...	...

This content downloaded from 14.194.219.90 on Fri, 09 Feb 2024 06:46:19 +00:00
All use subject to https://about.jstor.org/terms

FEUDATORY STATES—*concluded.*

Occupations.	Total Feudatories.			Kuch Bihar.			Orissa Tributary States.			Chutia Nagpur Tributary States.			Hill Tippera.		
	Total.	Male.	Female.	Total.	Male.	Female.	Total.	Male.	Female.	Total.	Male.	Female.	Total.	Male.	Female.
CLASS G—*concluded.*															
***ORDER XXIV*—concluded.**															
Group 76—*concluded.*															
(*b*).—Charity and endowment.															
472.—Mendicancy	33,062	16,348	*16,714*	14,193	7,292	*6,901*	12,783	6,186	*6,597*	5,773	2,641	*3,132*	313	229	*84*
Total Group 76(b) ...	33,062	16,348	*16,714*	14,193	7,292	*6,901*	12,783	6,186	*6,597*	5,773	2,641	*3,132*	313	229	*84*
Total Group 76 ...	34,794	17,200	*17,594*	14,800	7,662	*7,138*	13,878	6,643	*7,235*	6,603	2,696	*3,157*	313	229	*84*
Group 77.—Supported at the public charge.															
(*a*).—Pension.															
473.—Pension, Civil Service	71	37	*34*	53	30	*23*	18	7	*11*	...	...	...	...	...	...
474.—Pension, Military Service	28	14	*24*	...	...	...	7	1	*6*	31	13	*18*	...	...	...
474-A.—Pension (unspecified)	111	65	*46*	15	10	*5*	89	48	*41*	7	7	...	...	...	...
Total Group 77(a) ...	220	116	*104*	88	40	*28*	114	56	*58*	38	20	*18*	...	...	...
(*b*).—Prisoners.															
475.—Prisoners convicted or in reformatories	5	5	...	5	5	...	...	...	...	...	...	...	...	...	...
Total Group 77(b) ...	5	5	...	5	5	...	...	...	...	...	...	...	...	...	...
Total Group 77 ...	225	121	*104*	73	45	*28*	114	56	*58*	38	20	*18*	...	...	...
Total Order XXIV ...	35,019	17,321	*17,698*	14,873	7,707	*7,166*	13,992	6,699	*7,293*	5,841	2,686	*3,155*	313	229	*84*
TOTAL CLASS G ...	438,217	220,104	218,113	28,191	12,918	13,273	314,957	160,397	154,560	95,854	45,988	49,866	1,215	801	414

This content downloaded from 14.194.219.90 on Fri, 09 Feb 2024 06:46:19 +00:00
All use subject to https://about.jstor.org/terms

TABLE XVII—C.

Occupations combined with Agriculture.

NOTE.

For reasons stated in the report, only the following districts were passed for this Table, the figures for the rest being unreliable, and therefore omitted :—

Bardwan.	Bakharganj.
Bankura.	Noakhali.
Birbhum.	Tippera.
Midnapur.	Muzaffarpur.
Howrah.	Saran.
24-Parganas.	Santal Parganas.
Murshidabad.	Cuttack.
Rajshahi.	Puri.
Rangpur.	Hazaribagh.
Dacca.	Lohardaga.
	Manbhum.

This content downloaded from
14.194.219.90 on Fri, 09 Feb 2024 06:46:19 +00:00
All use subject to https://about.jstor.org/terms

TABLE XVII.—PART C—OCCUPATIONS COMBINED WITH AGRICULTURE.

Occupations.	Total persons returned under each in Table XVII—A, including those combining it with agriculture.	Persons returned as combining the occupation with agriculture.			
		Total persons.	Connection with the land.		
			(a) Owners or occupants, 37 & 38.	(b) Tenants, 40 & 41.	(c) Farm servants or field labourers, 42 & 43.
CLASS A.—GOVERNMENT.					
ORDER I.—ADMINISTRATION.					
Group 1.—Service of the Imperial and Provincial Governments.					
2.—Officers	2,527	191	161	30	...
3.—Office Superintendents and Clerical Establishments, &c.	23,693	1,656	883	763	...
4.—Messengers, Constables, &c.	53,506	5,219	1,403	3,811	...
Total Group 1 ...	*79,726*	*7,066*	*2,457*	*4,609*	...
Group 2.—Service of Local and Municipal Bodies.					
5.—Inspecting and supervising officers ...	184	40	1	39	...
6.—Clerical Establishments	1,097	27	5	22	...
7.—Menials	1,673	92	...	92	...
Total Group 2 ...	*2,954*	*159*	*6*	*153*	...
Group 3.—Village Service.					
8.—Headmen	1,876	693	67	826	...
9.—Accountants	13,750	4,534	102	4,352	...
11.—Watchmen	260,804	89,579	1,333	87,970	276
Total Group 3 ...	*282,430*	*95,006*	*1,502*	*93,148*	*276*
Total Order I ...	*365,110*	*102,231*	*4,045*	*97,910*	*276*
ORDER II.—DEFENCE.					
Group 4.—Army.					
12 & 13.—Non-Commissioned Officers and privates	2,611	88	...	88	...
Total Group 4, and Order II ...	*2,611*	*88*	...	*88*	...
ORDER III.—FOREIGN AND FEUDATORY STATE SERVICE.					
Group 6.—Administrative Service.					
20.—Clerical Establishment	64	12	...	12	...
21.—Menials, &c.	125	75	...	75	...
Total Group 6, and Order III ...	*189*	*87*	...	*87*	...
TOTAL CLASS A ...	367,910	102,406	4,045	98,085	276
CLASS B.—PASTURE AND AGRICULTURE.					
ORDER IV.—LIVE-STOCK.					
Group 8.—Stock-breeding and dealing.					
Sub-Group (a)—Horses and Horned Cattle.					
24.—Horse-breeders and dealers	264	80	...	80	...
25.—Cattle-breeders and dealers	64,547	7,582	32	7,523	27
26.—Herdsmen	179,661	12,901	...	12,871	30
27.—Buffalo-breeders and dealers	7,964	1,061	...	1,061	...
Total Sub-Group (a) ...	*252,436*	*21,624*	*32*	*21,535*	*57*

This content downloaded from
14.194.219.90 on Fri, 09 Feb 2024 06:46:19 +00:00
All use subject to https://about.jstor.org/terms

TABLE XVII.—PART C—OCCUPATIONS COMBINED WITH AGRICULTURE—*continued.*

Occupations.	Total persons returned under each in Table XVII—A, including those combining it with agriculture.	Persons returned as combining the occupation with agriculture.			
		Total persons.	Connection with the land.		
			(*a*) Owners or occupants, 37 & 38.	(*b*) Tenants, 40 & 41.	(*c*) Farm servants or field labourers, 42 & 43.
CLASS B—*continued.*					
ORDER IV—concluded.					
Group 8—*concluded.*					
Sub-Group (*b*).—Other Draught Animals.					
28.—Elephant-catchers, &c.	25	2	...	2	...
30.—Ass and mule-breeders and dealers ...	82	3	...	...	3
Total Sub-Group (b) ...	*107*	*5*	...	*2*	*3*
Sub-Group (c)—Small stock.					
31.—Sheep and goat-breeders and dealers	6,410	1,281	...	1,279	2
32.—Pig-breeders and dealers	3,036	79	...	79	...
Total Sub-Group (c) ...	*9,446*	*1,360*	...	*1,358*	*2*
Total Group 8 ...	*261,989*	*22,989*	*32*	*22,895*	*62*
Group 9.—Subsidiary service to stock.					
33.—Veterinary Surgeons and cattle doctors	820	159	...	159	...
34.—Farriers and gelders	1,437	114	3	106	5
35.—Horse and elephant trainers	1,958	120	...	120	...
Total Group 9 ...	*4,215*	*393*	*3*	*385*	*5*
Total Order IV ...	*266,204*	*23,382*	*35*	*23,280*	*67*
ORDER V.—AGRICULTURE.					
Group 10.—Interest in Land.					
39.—Lessees of villages	10,550	4,755	...	4,755	...
Total Group 10 ...	*10,550*	*4,755*	...	*4,755*	...
Group 12.—Growers of special products and trees.					
45.—Cocoanut growers	9,815	501	152	349	...
46.—Betel-vine and areca-nut growers ...	33,757	9,603	62	9,541	...
47.—Water-nut growers	75	3	...	3	...
49.—Indigo-planters and cultivators ...	4,831	542	26	516	...
50.—Fruit growers	18,563	7,433	104	7,009	320
50—A.—Mulberry growers	5,504	212	...	212	...
51.—Market gardeners (vegetable growers)	63,473	11,834	39	11,731	64
52.—Gardeners, seedsmen, &c.	14,285	628	...	628	...
54.—Forest Officers	40	11	...	11	...
55.—Forest Rangers, guards, peons, &c. ...	332	153	1	152	...
Total Group 12 ...	*151,283*	*30,920*	*384*	*30,159*	*384*

This content downloaded from
14.194.219.90 on Fri, 09 Feb 2024 06:46:19 +00:00
All use subject to https://about.jstor.org/terms

TABLE XVII.—PART C—OCCUPATIONS COMBINED WITH AGRICULTURE—*continued.*

Occupations.	Total persons returned under each in table XVII—A, including those combining it with agriculture.	Persons returned as combining the occupation with agriculture.			
		Total persons.	Connection with the land.		
			(a) Owners or occupants, 37 & 38.	(b) Tenants, 40 & 41.	(c) Farm servants or field labourers, 42 & 43.
CLASS B—*concluded.*					
***ORDER V*—concluded.**					
Group 13.—Agricultural training and supervision.					
58.—Agents and managers of landed estates	102,061	12,890	3,601	16,289	...
58—A.—Land managers' clerks and servants	112,734	25,579	1,302	24,251	26
Total Group 13 ...	*214,795*	*45,469*	*4,903*	*40,540*	*26*
Total Order V ...	*376,628*	*69,604*	*5,154*	*64,397*	*53*
TOTAL CLASS B ...	642,832	104,526	5,322	99,727	477
CLASS C.—PERSONAL SERVICES.					
ORDER VI.—PERSONAL AND SANITARY SERVICES.					
Group 14.—Personal and domestic services.					
59.—Barbers	279,456	98,941	353	98,615	73
61.—Tatooers	802	68	...	68	...
63.—Washermen	205,012	68,956	129	68,752	75
64.—Water-carriers	4,785	361	...	361	...
65.—Cooks	22,693	1,855	12	1,833	...
66.—Indoor servants	137,305	6,085	243	5,833	9
67.—Grooms, coachmen, &c.	18,160	620	4	616	...
68.—Door-keepers	14,601	1,581	39	1,542	...
68—A.—Service (unspecified)	478,936	70,916	2,115	68,637	164
Total Group 14 ...	*1,161,755*	*249,393*	*2,795*	*246,277*	*321*
Group 15.—Non-domestic Establishment.					
69.—Hotel and lodging-house owners and managers...	1,790	215	12	203	...
70.—Rest-house and sarai owners and managers	109	14	...	14	...
Total Group 15 ...	*1,901*	*229*	*12*	*217*	...
Group 16.—Sanitation.					
71.—Sweepers and scavengers	23,777	2,267	4	2,263	...
Total Group 16 ...	*23,777*	*2,267*	*4*	*2,263*	...
Total Order VI ...	*1,187,433*	*251,889*	*2,811*	*248,757*	*321*
TOTAL CLASS C ...	1,187,433	251,889	2,811	248,757	321

This content downloaded from
14.194.219.90 on Fri, 09 Feb 2024 06:46:19 +00:00
All use subject to https://about.jstor.org/terms

TABLE XVII.—PART C—OCCUPATIONS COMBINED WITH AGRICULTURE—*continued.*

Occupations.	Total persons returned under each in Table XVII—A, including those combining it with agriculture.	Persons returned as combining the occupation with agriculture.			
		Total persons.	Connection with the land.		
			(a) Owners or occupants, 37 & 38.	(b) Tenants, 40 & 41.	(c) Farm servants or field labourers, 42 & 43.
CLASS D.—PREPARATION AND SUPPLY OF MATERIAL SUBSTANCES.					
ORDER VII.—FOOD AND DRINK.					
Group 17.—Animal food.					
76.—Cow and buffalo-keepers and milk and butter sellers	220,452	44,545	191	44,333	21
77.—Ghee preparers and sellers	7,323	2,181	...	2,181	...
79.—Butchers	4,727	597	...	597	...
80.—Fowl and egg dealers	2,854	108	4	104	...
81 & 82.—Fisherman and Fish-dealers ...	623,274	93,425	105	92,782	538
Total Group 17 ...	*853,630*	*140,856*	*300*	*139,997*	*559*
Group 18.—Vegetable Food.					
83.—Grain dealers	171,598	45,581	1,238	43,653	690
84.—Grain parchers	195,505	28,070	18	27,987	65
85.—Pulse and flour preparers and sellers	10,720	1,117	21	1,096	...
87.—Bakers	2,315	69	...	69	...
88.—Bean sellers	566	503	4	499	...
89 & 90.—Vegetable and fruit sellers	4,631	2,274	21	2,039	214
92.—Confectioners and sweetmeat makers and sellers, &c.	54,449	5,070	12	5,058	...
Total Group 18 ...	*439,784*	*82,684*	*1,314*	*80,401*	*969*
Group 19.—Drink, condiments and narcotics.					
96.—Sherbet preparers and sellers	123	5	...	5	...
97.—Country spirits distillers and sellers ...	17,657	2,854	23	2,831	1
98.—Toddy drawers and sellers	33,540	6,310	4	6,300	6
101.—Tea sellers and tasters	36	7	...	7	...
103.—Sugar manufacturers and sellers ...	5,440	1,347	42	1,288	17
104.—Molasses makers and sellers	26,172	5,767	159	5,601	7
105.—Salt preparers and sellers	36,291	2,752	72	2,680	...
107.—Vinegar manufacturers and sellers ...	112	9	...	9	...
109.—Grocers and general condiment dealers	215,492	26,205	446	25,734	25
111.—Betel leaf and areca-nut sellers	136,323	35,310	314	34,928	68
112.—Tobacco and snuff manufacturers and sellers	51,217	7,039	31	7,007	...
114.—Opium, &c., manufacturers and sellers	2,014	489	...	489	...
115.—Bhang, ganja, &c., preparers and sellers	2,362	168	...	168	...
Total Group 19 ...	*526,779*	*88,261*	*1,090*	*87,047*	*124*
Total Order VII ...	*1,825,193*	*311,801*	*2,704*	*307,445*	*1,652*
ORDER VIII.—LIGHT, FIRING AND FORAGE.					
Group 20.—Lighting.					
116.—Oil-pressers and sellers	255,854	90,755	130	90,358	267
117.—Oil and salt sellers	23,990	9,045	198	8,847	3
118.—Oilcake dealers	615	173	2	171	...
121.—Kerosine oil dealers	1,244	70	...	70	...
122.—Matches makers and sellers	2,028	139	...	139	...
Total Group 20 ...	*283,731*	*100,185*	*330*	*99,585*	*270*

This content downloaded from 14.194.219.90 on Fri, 09 Feb 2024 06:46:19 +00:00
All use subject to https://about.jstor.org/terms

TABLE XVII.—PART C—OCCUPATIONS COMBINED WITH AGRICULTURE—*continued.*

Occupations.	Total persons returned under each in Table XVII—A, including those combining it with agriculture.	Persons returned as combining the occupation with agriculture.			
		Total persons.	Connection with the land.		
			(a) Owners or occupants, 37 & 38.	(b) Tenants, 40 & 41.	(c) Farm servants or field labourers, 42 & 43.
CLASS D—*continued.*					
***ORDER VIII*—concluded.**					
Group 21.—Fuel and Forage.					
125.—Firewood and grass gatherers and sellers	28,898	3,209	...	3,156	53
126.—Firewood contractors and dealers	9,974	951	1	934	16
127.—Coal miners	30,999	897	...	897	...
128.—Coal dealers, brokers, Coal Company Managers	1,239	539	...	539	...
129.—Charcoal burners and dealers	3,878	1,080	...	1,080	...
130.—Cowdung fuel preparers and sellers	24,466	540	...	540	...
131.—Hay, &c., contractors and dealers	1,836	2	...	2	...
Total Group 21	***101,290***	***7,218***	***1***	***7,148***	***69***
Total Order VIII	***385,021***	***107,403***	***331***	***106,733***	***339***
ORDER IX.—BUILDINGS.					
Group 22.—Building materials.					
132.—Brick and tile burners and sellers	7,585	445	25	420	1
133.—Lime and shell burners and sellers	14,001	1,386	9	1,350	26
135.—Thatch dealers and thatchers	32,845	5,905	15	5,764	126
Total Group 22	***54,431***	***7,736***	***49***	***7,534***	***153***
Group 23.—Artificers in building.					
137.—Stone and marble workers	3,367	201	...	201	...
138.—Masons	45,150	3,341	3	3,338	...
139.—Builders and joiners	2,289	255	5	250	...
140.—Plasterers and house-painters	1,146	120	...	120	...
141.—Mud-wall and roof-builders	993	40	...	40	...
Total Group 23	***52,945***	***3,957***	***8***	***3,949***	...
Total Order IX	***107,376***	***11,693***	***57***	***11,483***	***153***
ORDER X.—VEHICLES AND VESSELS.					
Group 24.—Railway plant.					
144.—Railway mechanics	696	120	...	120	...
145.—Permanent-way Inspectors, Foremen, plate-layers, &c.	45	37	...	37	...
Total Group 24	***741***	***157***	...	***157***	...
Group 25.—Carts, carriages, &c.					
146.—Cart makers and carriage makers and sellers	5,558	1,118	...	1,118	...
147.—Palki, &c., makers and sellers	225	19	...	19	...
Total Group 25	***5,783***	***1,137***	...	***1,137***	...
Group 26.—Ships and boats.					
148.—Ship-wrights and boat-builders	21,132	4,876	12	4,864	...
150.—Sail makers	98	50	...	50	...
Total Group 26	***21,230***	***4,926***	***12***	***4,914***	...
Total Order X	***27,754***	***6,220***	***12***	***6,208***	...

This content downloaded from
14.194.219.90 on Fri, 09 Feb 2024 06:46:19 +00:00
All use subject to https://about.jstor.org/terms

TABLE XVII.—PART C—OCCUPATIONS COMBINED WITH AGRICULTURE—*continued.*

Occupations.	Total persons returned under each in Table XVI—A, including those combining it with agriculture.	Persons returned as combining the occupation with agriculture.			
		Total persons.	Connection with the land.		
			(a) Owners or occupants, 37 & 38.	(b) Tenants, 40 & 41.	(c) Farm servant or field labourers, 42 & 43.
CLASS D—*continued.*					
ORDER XI.—SUPPLEMENTARY REQUIREMENTS.					
Group 27.—Paper, &c.					
153.—Paper makers and sellers and palm-leaf binders	1,473	354	...	354	...
154.—Stationers	29,065	1,928	73	1,847	8
Total Group 27	*30,538*	*2,282*	*73*	*2,201*	*8*
Group 28.—Books and prints, &c.					
157.—Press proprietors, Lithographers and Printers	2,294	7	...	7	...
158.—Book binders	3,184	215	10	205	...
159.—Booksellers and publishers	1,148	51	5	46	...
Total Group 28	*6,626*	*273*	*15*	*258*	...
Group 29.—Watches, clocks and scientific instruments.					
163.—Watch and clock makers and sellers	778	42	1	41	...
Total Group 29	*778*	*42*	*1*	*41*	...
Group 30.—Carving, engraving, &c.					
175.—Mica, flint and talc workers and sellers	408	45	...	45	...
Total Group 30	*408*	*45*	...	*45*	...
Group 31.—Toys, curiosities, &c.					
177.—Toy, kite and cage makers and sellers	852	101	...	101	...
178.—Hukka-stem makers and sellers	3,858	113	...	113	...
Total Group 31	*4,710*	*214*	...	*214*	...
Group 32.—Music and musical instruments.					
183.—Music and musical instrument dealers	613	50	...	50	...
184.—Conch-dealers, drum and horn makers	8,135	801	27	774	...
Total Group 32	*8,948*	*851*	*27*	*824*	...
Group 33.—Necklaces, bracelets, beads, sacred threads.					
185.—Bangle makers and sellers in lac	7,488	1,990	...	1,990	...
186.—Bangle makers and sellers in stone	36	16	...	16	...
187.—Bangle makers and sellers in wood and bone	6,206	81	...	81	...
188.—Bangle makers and sellers in clay	87	7	...	7	...
189.—Bangle makers and sellers in glass	1,371	110	...	110	...
189—A.—Bangle makers and sellers (unspecified)	10,987	807	...	807	...
190.—Bangle fitters	44	7	...	7	...
191.—Imitation and pewter jewellery makers and sellers	1,085	83	...	83	...
192.—Bead makers and sellers	11,925	781	...	781	...
193.—Rosary and necklace makers and sellers	2,158	34	...	34	...
194.—Flower garland makers and sellers	8,198	3,824	5	3,819	...
195.—Artificial flower and caste-mark spangle-makers and sellers	2,809	103	...	103	...
196.—Sacred thread makers and sellers	1,017	27	...	27	...
Total Group 33	*53,411*	*7,870*	*5*	*7,865*	

This content downloaded from 14.194.219.90 on Fri, 09 Feb 2024 06:46:19 +00:00
All use subject to https://about.jstor.org/terms

TABLE XVII.—PART C—OCCUPATIONS COMBINED WITH AGRICULTURE—*continued.*

Occupations.	Total persons returned under each in Table XVII—A, including those combining it with agriculture.	Persons returned as combining the occupation with agriculture.			
		Total persons.	Connection with the land.		
			(a) Owners or occupants, 37 & 38.	(b) Tenants, 40 & 41.	(c) Farm servants or field labourers, 42 & 43.
CLASS D—*continued.*					
***ORDER XI*—concluded.**					
Group 34.—Furniture.					
198.—Furniture makers	294	24	...	24	...
200.—Looking-glass makers and sellers ...	268	26	...	26	...
Total Group 34 ...	*562*	*50*	...	*50*	...
Group 36.—Tools and machinery.					
204.—Knife and tool makers and sellers ...	6,212	751	18	708	25
204—A.—Plough makers and sellers ...	13,991	3,582	13	3,569	...
205.—Knife and tool grinders and sellers ...	31	3	...	3	...
206.—Looms and loom-comb makers and sellers	124	2	...	2	...
207.—Mechanics (not railway)	13,409	7	...	7	...
Total Group 36 ...	*33,767*	*4,345*	*31*	*4,289*	*25*
Group 37.—Arms and ammunition.					
209.—Gunmakers, menders and sellers ...	191	29	...	29	...
211.—Gunpowder makers and sellers ...	479	22	...	22	...
212.—Fire-work makers and sellers ...	1,343	239	...	239	...
216.—Cudgel makers and sellers	324	7	...	7	...
Total Group 36 ...	*2,337*	*297*	...	*297*	...
Total Order X ...	*142,085*	*16,269*	*152*	*16,084*	*33*
ORDER XII.—TEXTILE FABRICS AND DRESS.					
Group 38.—Wool and Fur.					
218.—Shawl weavers and sellers	236	2	...	2	...
220.—Blanket weavers and sellers	8,901	2,570	...	2,570	...
221.—Woolen cloth manufacturers and dealers	588	21	3	18	...
Total Group 38 ...	*9,725*	*2,593*	*3*	*2,590*	...
Group 39.—Silk.					
226.—Silk-worm rearers and cocoon gatherers	48,143	24,718	12	24,694	12
227.—Silk carders and spinners	17,079	482	...	482	...
228.—Silk weavers and dealers	20,778	2,435	16	2,419	...
Total Group 39 ...	*86,000*	*27,635*	*28*	*27,595*	*12*
Group 40.—Cotton.					
231.—Cotton cleaners, pressers and ginners	13,969	5,335	...	5,335	...
231—A.—Raw cotton dealers	3,114	156	...	156	...
232—Cotton carpet and rug makers and sellers	940	86	...	86	...
233.—Cotton spinners, sizers, and yarn beaters	42,279	2,712	15	2,678	19
234.—Cotton weavers, mill owners and managers	523,106	134,894	363	134,344	187
236.—Calenderers, fullers, and printers ...	2,723	57	...	57	...
237.—Cotton dyers	4,116	670	...	670	...
238.—Tape makers and sellers	56	40	...	40	...
Total Group 40 ...	*590,308*	*143,950*	*378*	*143,366*	*206*

This content downloaded from 14.194.219.90 on Fri, 09 Feb 2024 06:46:19 +00:00
All use subject to https://about.jstor.org/terms

TABLE XVII.—PART C—OCCUPATION COMBINED WITH AGRICULTURE—*continued.*

Occupations.	Total persons returned under each in Table XVII—A, including those combining it with agriculture.	Persons returned as combining the occupation with agriculture.			
		Total persons.	Connection with the land.		
			(a) Owners or occupants, 37 & 38.	(b) Tenants, 40 & 41.	(c) Farm-servant or field labourers, 42 & 43.
CLASS D—*continued.*					
***ORDER XII*—concluded.**					
Group 41.—Jute, flax, coir, &c.					
240.—*Flax spinners, weavers and sellers* ...	928	216	...	216	...
241.—*Rope makers and sellers*	16,926	1,343	15	1,328	...
242.—*Jute manufacturers, managers and agents*	29,615	2,966	44	2,909	13
242—*A.*—*Raw jute dealers*	18,556	1,146	57	1,087	2
243.—*Sacking, tarpaulin and gunny makers and sellers*	13,624	5,013	...	5,005	8
244.—*Net makers and sellers*	5,921	755	17	738	...
Total Group 41 ...	*85,588*	*11,439*	*133*	*11,283*	*23*
Group 42.—Dress.					
247.—*Tailors and darners*	99,097	12,617	136	12,470	11
248.—*Milliners and dress-makers*	305	45	15	30	...
249.—*Outfitters and clothes and quilt dealers*	954	10	...	10	...
250.—*Hosiers and haberdashers*	937	69	...	69	...
251.—*Hat, cap and turban makers and sellers*	1,243	72	...	72	...
253.—*Umbrella makers and sellers*	2,514	184	8	176	...
254.—*Embroiderers and lace and muslin makers*	1,710	324	...	324	...
256.—*False plait makers and sellers*	23	12	...	12	...
257.—*Piece-goods dealers*	119,227	25,003	1,204	23,636	23
Total Group 42 ...	*225,809*	*38,396*	*1,363*	*36,999*	*34*
Total Order XII ...	*297,430*	*224,013*	*1,905*	*221,833*	*275*
ORDER XIII.—METALS AND PRECIOUS STONES.					
Group 43.—Gold, silver and precious stones.					
258.—*Gold and silver dealers*	12,532	1,016	54	1,562	...
259 & 260.—*Gold and silver assayers and workers*	255,709	20,493	744	19,749	...
262.—*Goldsmiths' dust washers*	1,313	247	18	229	...
265.—*Electoro-platers*	268	240	...	240	...
274.—*Coral dealers*	448	267	...	267	...
Total Group 43 ...	*270,270*	*22,263*	*816*	*22,047*	...
Group 44.—Brass, copper and bell metal.					
276.—*Brass workers and sellers*	13,835	1,753	...	1,753	...
277.—*Brass-pot makers and sellers*	19,384	1,452	19	1,433	...
279.—*Copper workers and sellers*	187	2	...	2	...
281.—*Bell-metal workers and sellers* ...	23,892	2,268	2	2,266	...
282.—*General workers in brass, copper and bell-metal*	11,537	1,544	50	1,494	...
283.—*Brass and copper dealers*	3,829	263	5	258	...
Total Group 44 ...	*71,654*	*7,282*	*76*	*7,206*	...

This content downloaded from 14.194.219.90 on Fri, 09 Feb 2024 06:46:19 +00:00
All use subject to https://about.jstor.org/terms

TABLE XVII.—PART C—OCCUPATION COMBINED WITH AGRICULTURE—*continued.*

Occupations.	Total persons returned under each in Table XVII—A, including those combining it with agriculture.	Persons returned as combining the occupation with agriculture.			
		Total persons.	Connection with the land.		
			(a) Owners or occupants, 37 & 38.	(b) Tenants, 40 & 41.	(c) Farm servant or field labourers, 42 & 43
CLASS D—*continued.*					
***ORDER XIII*—concluded.**					
Group 45.—Tin, Zinc, Mercury and Lead.					
284.—*Tin-workers and sellers*	4,302	70	...	70	...
285.—*Tinfoil makers and sellers*	55	8	...	8	...
287.—*Lead and quicksilver workers and sellers*	228	7	...	7	...
288.—*General workers in tin, lead, and zinc*	341	9	...	9	...
Total Group 45 ...	*4,926*	*94*	...	*94*	...
Group 46—Iron and steel.					
289.—*Iron and steel founders, smelters, and sellers*	2,037	12	...	12	...
290.—*Blacksmiths*	176,329	58,836	85	58,733	18
291.—*Iron and hardware dealers*	9,952	1,445	22	1,423	...
292.—*Nail makers and sellers*	86	70	...	70	...
293.—*Lock makers, menders, and sellers* ...	521	37	...	37	...
Total Group 46 ...	*190,924*	*60,400*	*107*	*60,275*	*18*
Total Order XIII ...	*537,774*	*90,639*	*999*	*89,622*	*18*
ORDER XIV.—GLASS, POTTERY, AND STONEWARE.					
Group 47.—Glass and Chinaware					
296.—*Bottle dealers*	128	20	...	20	...
297.—*Glass and Chinaware dealers*	860	122	24	98	...
Total Group 47 ...	*988*	*142*	*24*	*118*	...
Group 48.—Earthen and Stoneware.					
298.—*Potters and pipe-bowl makers and sellers*	217,409	61,938	128	61,723	87
298—*A.—Image makers and sellers* ...	47,166	271	...	271	...
299.—*Grindstone and millstone makers, &c.*	1,858	410	...	409	1
Total Group 48 ...	*266,433*	*62,619*	*128*	*62,403*	*88*
Total Order XIV ...	*267,421*	*62,761*	*152*	*62,521*	*88*
ORDER XV.—WOOD, CANE AND LEAVES, &c.					
Group 49.—Timber and wood.					
302.—*Timber and bamboo agents and dealers*	75,616	7,023	110	6,855	49
303.—*Wood cutters and sawyers*	23,299	9,144	9	9,106	30
304.—*Carpenters*	165,074	23,884	34	23,829	21
305.—*Coopers and box-makers*	1,698	195	...	195	...
Total Group 49 ...	*265,687*	*33,246*	*161*	*32,985*	*100*

This content downloaded from
14.194.219.90 on Fri, 09 Feb 2024 06:46:19 +00:00
All use subject to https://about.jstor.org/terms

TABLE XVII.—PART C—OCCUPATION COMBINED WITH AGRICULTURE—*continued.*

Occupations.	Total persons returned under each in Table XVII—A, including those combining it with agriculture.	Persons returned as combining the occupation with agriculture.			
		Total persons.	Connection with the land.		
			(a) Owners or occupants, 37 & 38.	(b) Tenants, 40 & 41.	(c) Farm servants or field labourers, 42 & 43.
CLASS D—*concluded.*					
***ORDER XV*—concluded.**					
Group 50.—Cane worker, matting and leaves.					
306.—Bamboo and rattan splitters, workers, and sellers	41,537	8,969	11	8,956	2
307.—Basket weavers and winnowing-pan makers and sellers	32,851	7,280	9	7,217	54
308.—Mat makers and sellers	45,119	8,165	24	8,122	19
309.—Screen (chik) makers and sellers ...	277	18	...	18	...
310.—Leaf-plate makers and sellers	8,289	657	...	657	...
311.—Tooth-stick sellers	111	8	...	8	...
312.—Leaf-fan makers and sellers ...	635	12	...	12	...
313.—Brush and comb makers and sellers...	3,667	130	...	130	...
314.—Broom makers and sellers	1,677	234	...	234	...
315.—Pith and bark collectors, workers, and sellers	4,924	642	...	642	...
Total Group 50 ...	*189,286*	*26,115*	*44*	*25,996*	*75*
Total Order XV ...	*454,973*	*59,361*	*205*	*58,981*	*175*
ORDER XVI.—DRUGS, GUMS, DYES, &c.					
Group 51.—Gums, wax, and similar forest produce.					
319.—Catechu preparers and sellers	864	63	...	63	...
320.—Lac collectors and sellers	8,409	1,539	...	1,504	35
323.—Wax, honey, and minor forest produce collectors and sellers	754	147	...	147	...
Total Group 51 ...	*10,027*	*1,748*	*...*	*1,713*	*35*
Group 52.—Drugs, dyes, pigments, &c.					
324.—Chemists and druggists	4,663	1,422	248	1,174	...
326.—Saltpetre workers and sellers	60,451	34,637	52	34,535	50
330.—Indigo workers and dealers (not planters)	4,534	36	...	36	...
332.—Ink makers and sellers	107	2	2	...	...
336.—Kanku (red powder) preparers and sellers	2,307	1,329	...	1,329	...
337.—Perfume preparers and sellers ...	933	224	2	222	...
Total Group 52 ...	*72,995*	*37,650*	*304*	*37,296*	*50*
Total Order XVI ...	*83,022*	*39,398*	*304*	*39,009*	*85*
ORDER XVII.—LEATHER, HORNS, BONES, AND GREASE.					
Group 53.—Leather, &c.					
338.—Tanners, curriers, and hide sellers.	10,315	1,061	35	1,018	8
339.—Shoe, sandals, &c., makers and sellers	91,813	29,841	24	29,803	14
342.—Hide, horns, and bone dealers	47,852	3,990	159	327	4
343.—Catgut preparers and sellers	...	10	...	10	...
344.—Glue makers and sellers	...	112	...	112	...
Total Group 53 & Total Order XVII ...	*149,979*	*35,014*	*218*	*34,770*	*26*
TOTAL CLASS D ...	4,978,028	984,572	7,039	954,689	2,844

This content downloaded from 14.194.219.90 on Fri, 09 Feb 2024 06:46:19 +00:00
All use subject to https://about.jstor.org/terms

TABLE XVII.—PART C—OCCUPATION COMBINED WITH AGRICULTURE—*continued.*

Occupations.	Total persons returned under each in Table XVII—A, including those combining it with agriculture.	Persons returned as combining the occupation with agriculture.			
		Total persons.	Connection with the land.		
			(*a*) Owners or occupants, 37 & 38.	(*b*) Tenants, 40 & 41.	(*c*) Farm servants or field labourers 42 & 43.
CLASS E—Commerce, Transport, Storage.					
ORDER XVIII.—COMMERCE.					
Group 54.—Dealers in money and securities.					
347.—Money-lenders and pawn-brokers ...	48,864	28,349	4,219	24,125	5
350.—Money changers and testers	5,230	882	18	869	...
351.—Bank clerks, cashiers, bill collectors, accountants, &c.	1,303	226	69	157	...
Total Group 54 ...	*55,397*	*29,457*	*4,301*	*25,151*	*5*
Group 55.—General merchandise.					
352.—General merchants	197,768	92,230	9,608	82,564	18
353.—Merchants' managers, accountants, clerks, &c.	18,479	997	193	802	3
Total Group 55 ...	*216,247*	*93,227*	*9,801*	*83,366*	*20*
Group 56.—Dealing unspecified.					
354.—Shop-keepers' clerks, salesmen, &c. ...	8,482	377	104	273	...
355.—Shop-keepers and money lenders' servants	9,990	343	23	320	...
356.—Shop-keepers, otherwise unspecified ...	140,318	35,334	455	34,899	...
357.—Pedlars, hawkers, &c.	14,207	3,347	60	3,183	104
Total Group 56 ...	*181,997*	*39,401*	*642*	*38,655*	*104*
Group 57.—Middlemen, &c.					
(*a*).—Brokers, &c.					
358.—Brokers, agents, dubash	8,206	930	18	912	...
Total Group 57 (a) ...	*8,206*	*930*	*18*	*912*	...
(*b*).—Contractors and Farmers.					
360.—Farmers of tolls and ferries	772	277	13	264	...
360—A.—Lessees of pounds	347	18	...	18	...
362.—Lessees and superintendents of markets, stalls, &c.	394	147	...	147	...
363.—Contractors, otherwise unspecified ...	15,069	8,381	63	8,220	98
364.—Contractors for labour, emigration agents, &c.	1,479	106	7	99	...
Total Group 57 (b) ...	*18,061*	*8,929*	*83*	*8,748*	*98*
Total Group 57 ...	*26,267*	*9,859*	*101*	*9,660*	*98*
Total Order XVIII ...	*479,908*	*171,994*	*14,935*	*156,838*	*221*
ORDER XIX.—TRANSPORT AND STORAGE.					
Group 58.—Railway.					
(*a*).—Administration.					
370.—Clerical staff in Railway establishment	725	26	...	26	...
Total Group 58 (a) ...	*725*	*26*	...	*26*	...

This content downloaded from
14.194.219.90 on Fri, 09 Feb 2024 06:46:19 +00:00
All use subject to https://about.jstor.org/terms

TABLE XVII.—PART C—OCCUPATION COMBINED WITH AGRICULTURE—*continued.*

Occupations.	Total persons returned under each in Table XVII–A, including those combining it with agriculture.	Persons returned as combining the occupation with agriculture.			
		Total persons.	Connection with the land.		
			(*a*) Owners or occupants, 37 & 38.	(*b*) Tenants, 40 & 41.	(*c*) Farm servants or field labourers, 42 & 43.
CLASS E—*continued.*					
ORDER XIX—continued.					
Group 58—*concluded.*					
(*b*).—Working Staff.					
371.—Station-Masters and Assistants, Inspectors, overseers, &c.	815	21	7	14	...
372.—Guards, drivers, firemen, &c. ...	1,248	50	1	49	...
373.—Pointsmen, shunters, porters, &c. ...	6,652	164	4	160	...
Total Group 58 (b) ...	*7,900*	*235*	*12*	*223*	...
Total Group 58 ...	*8,625*	*261*	*12*	*249*	...
Group 59.—Road.					
(*a*).—Cart, carriage, and tramway owners and drivers.					
375.—Cart owners and drivers, &c. ..	48,022	13,400	109	13,288	3
376.—Livery stable-keepers, &c.	169	19	...	19	...
378.—Palkey owners, bearers, &c.	66,425	15,697	15	15,508	174
Total Group 59 (a) ...	*115,916*	*29,116*	*124*	*28,815*	*177*
(*b*).—Carriers by pack animals.					
379.—Pack-bullock owners, drivers, &c. ...	24,256	6,388	...	6,386	2
380.—Pack camel, elephant, mule, &c., owners and drivers	309	7	...	7	...
Total Group, 59(b) ...	*24,565*	*6,395*	...	*6,393*	*2*
Total Group 59 ...	*139,781*	*35,511*	*124*	*35,208*	*179*
Group 60.—Water.					
(*a*).—Owners, &c., of vessels.					
381.—Ship owners, companies and agents	63	23	...	23	...
382.—Shipping clerks, supercargoes, &c. ...	689	140	...	140	...
383.—Boat and barge owners, &c.	9,733	1,676	6	1,665	5
Total Group 60(a) ...	*10,464*	*1,839*	*6*	*1,828*	*5*
(*b*).—Working staff of vessels.					
384.—Ships' officers, Engineers, &c.	10,903	801	36	762	3
385.—Boat and bargemen	151,704	25,453	245	24,997	211
386.—Pilots	39	10	...	10	...
388.—Dock and harbour service	19	0	...	6	...
389.—Divers	55	4	...	4	...
Total Group 60(b) ...	*162,685*	*26,274*	*281*	*25,779*	*214*
Total Group 60 ...	*173,149*	*28,113*	*287*	*27,607*	*219*

This content downloaded from
14.194.219.90 on Fri, 09 Feb 2024 06:46:19 +00:00
All use subject to https://about.jstor.org/terms

TABLE XVII.—PART C—OCCUPATION COMBINED WITH AGRICULTURE—*continued.*

Occupations.	Total persons returned under each in Table XVII—A, including those combining it with agriculture.	Persons returned as combining the occupation with agriculture.			
		Total persons.	Connection with the land.		
			(*a*) Owners or occupants, 37 & 38.	(*b*) Tenants, 40 & 41.	(*c*) Farm servants or field labourers, 42 & 43.
CLASS E—*concluded.*					
***ORDER XIX*—concluded.**					
Group 61.—Message.					
(*a*).—Post, &c.					
390.—Postal directors, postmasters, and clerks	3,903	487	62	425	...
391.—Postal messengers, runners, &c.	8,400	870	38	825	7
392.—Messengers (unspecified)	45,952	7,617	66	7,542	9
Total Group 61(a)	***58,345***	***8,974***	***166***	***8,792***	***16***
(*b*).—Telegraph and Telephone.					
393.—Telegraph officers and clerical and accounts establishment	245	1	1	...	...
394.—Signallers and messengers	113	3	...	3	...
Total Group 61(b)	***358***	***4***	***1***	***3***	...
Total Group 61	***58,703***	***8,978***	***167***	***8,795***	***16***
Group 62.—Storage and weighing.					
396.—Warehouse owners, keepers, &c.	668	44	25	19	...
397.—Warehouse service	452	16	...	16	...
398.—Porters (general)	9,718	483	...	483	...
399.—Weighmen and measurer	9,161	1,680	...	1,680	...
400.—Watchmen	274	27	...	27	...
Total Group 62	***20,273***	***2,250***	***25***	***2,225***	...
Total Order XIX	***400,531***	***75,113***	***615***	***74,084***	***414***
TOTAL CLASS E	***880,439***	***247,107***	***15,550***	***239,922***	***635***
CLASS F.—PROFESSIONS.					
ORDER XX.—LEARNED AND ARTISTIC PROFESSIONS.					
Group 63.—Religion.					
(*a*).—Priests, Ministers, &c.					
401.—Priests, ministers, preachers and missionaries	343,665	112,262	10,005	102,253	4
402.—Catechists, readers and zanana mission service	1,337	88	...	88	...
403.—Exorcists, hall averters, &c.	371	7	...	7	...
Total Group 63(a)	***350,373***	***112,357***	***10,005***	***102,348***	***4***
(*b*).—Subsidiary religious services.					
404.—Religious mendicants, inmates of monasteries, convents, &c.	2,807	1,124	14	1,110	...
405.—Church, temple, masjid, &c., service	11,633	1,855	161	1,694	...
405—A.—Circumcisors	2,278	1,051	9	1,042	...
Total Group 63(b)	***16,718***	***4,030***	***184***	***3,846***	...
Total Group 63	***367,091***	***116,387***	***10,189***	***106,194***	***4***

This content downloaded from
14.194.219.90 on Fri, 09 Feb 2024 06:46:19 +00:00
All use subject to https://about.jstor.org/terms

TABLE XVII.—PART C—OCCUPATION COMBINED WITH AGRICULTURE—*continued.*

Occupations.	Total persons returned under each in Table XVII—A, including those combining it with agriculture.	Persons returned as combining the occupation with agriculture.			
		Total persons.	Connection with the land.		
			(a) Owners or occupants, 37 & 38.	(b) Tenants, 40 & 41.	(c) Farm servants or field labourers, 42 & 43.
CLASS F—*continued.*					
***ORDER XX*—continued.**					
Group 64.—Education.					
406.—Administrative and inspecting officials	818	80	36	44	...
407.—Principals, professors and teachers, &c.	77,549	7,724	1,100	6,624	...
408.—Clerks on establishments of educational institutions	144	6	...	6	...
Total Group 64	***78,511***	***7,810***	***1,136***	***6,674***	...
Group 65.—Literature.					
409.—Authors, Editors, Journalists, &c.	1,128	12	6	6	...
411.—Private secretaries and clerks	52,140	8,894	324	8,570	...
412.—Public scribes and copyists	755	561	51	510	...
Total Group 65	***54,023***	***9,467***	***381***	***9,086***	...
Group 66.—Law.					
414.—Barristers, advocates and pleaders	12,841	1,222	851	371	...
415.—Solicitors and Attorneys	6	4	2	2	...
416.—Law-agents, mukhtiars, &c.	15,173	1,803	791	1,077	...
417.—Articled, clerks and other Lawyers' clerks	4,957	458	192	266	...
418.—Stamp-vendors	2,813	449	42	407	...
419.—Petition-writers	561	28	9	19	...
Total Group 66	***34,351***	***4,029***	***1,887***	***2,142***	...
Group 67.—Medicine.					
(a)—Practioners.					
420.—Administrative and Inspecting staff	8	3	...	3	...
421.—Practitioners by diploma	768	61	32	29	...
422.—Practitioners without diploma (Hakims, &c.)	83,539	19,816	1,233	18,584	...
425.—Vaccinators	2,403	332	4	328	...
426.—Midwives	16,831	2,248	23	2,195	30
Total Group 67 (a)	***102,547***	***22,460***	***1,291***	***21,139***	***30***
(b)—Subsidiary medical services.					
428.—Compounders, nurses, &c.	1,112	25	...	25	...
Total Group 67(b)	***1,112***	***25***	...	***25***	...
Total Group 67	***103,659***	***22,485***	***1,291***	***21,164***	***30***
Group 68.—Engineering and Surveying.					
(a)—Engineers, Architects, and Surveyors					
431.—Topographical and revenue Surveyors	149	46	22	24	...
Total Group 68(a)	***149***	***46***	***22***	***24***	...

This content downloaded from
14.194.219.90 on Fri, 09 Feb 2024 06:46:19 +00:00
All use subject to https://about.jstor.org/terms

This content downloaded from
14.194.219.90 on Fri, 09 Feb 2024 06:46:19 +00:00
All use subject to https://about.jstor.org/terms

TABLE XVII.—PART C—OCCUPATION COMBINED WITH AGRICULTURE—*continued*.

Occupations.	Total persons returned under each in Table XXVII—A, including those combining it with agriculture.	Persons returned as combining the occupation with agriculture.			
		Total persons.	Connection with the land.		
			(a) Owners or occupants, 37 & 38.	(b) Tenants, 40 & 41.	(c) Farm servants and field labourers, 42 & 43.
CLASS F—*concluded.*					
***ORDER XXI*—concluded.**					
Group 73.—Exhibitions.					
***(a)*—Catching, training, and exhibiting animals.**					
450.—Exhibitors of trained animals ...	1,868	60	...	60	...
Total Group 73(a) ...	*1,868*	*60*	...	*60*	...
***(b)*—Conjuring, fortune-telling and other exhibition.**					
454.—Story and ballad reciters	477	152	...	152	...
455.—Exhibitors of puppets	85	10	...	10	...
456. Conjurors and fortune-tellers ...	1,068	348	...	348	...
Total Group 73(b) ...	*1,630*	*510*	...	*510*	...
***(c)*—Acrobatics and Athletics.**					
457.—Tumblers, acrobats, wrestlers, &c. ...	1,612	86	4	82	...
Total Group 73(c) ...	*1,612*	*86*	*4*	*82*	...
Total Group 73(d) ...	...	*10*	...	*10*	...
Total Group 73 ...	*5,110*	*1,456*	*4*	*1,452*	...
Total Order XXI	*8,596*	*1,943*	*4*	*1,939*	...
TOTAL CLASS F ...	761,113	181,445	15,490	165,785	170
CLASS G.—INDEFINITE AND INDEPENDENT.					
ORDER XXIII.—INDEFINITE.					
Group 74.—Unskilled labour.					
(*a*) Special branches.					
461.—Well-sinkers	124	13	...	13	...
462.—Tank-diggers and excavators	34,342	5,099	2	5,047	50
463.—Road, canal and railway labourers	2,504	389	...	389	...
464.—Quarry men	831	15	...	15	...
466.—Rice-pounders and huskers	333,426	14,304	25	14,080	199
Total group 74 (a) ...	*373,227*	*19,820*	*27*	*19,544*	*249*
(*b*) General.					
467.—General labour	3,761,932	604,806	184	603,951	671
Total Group 74 (b) ...	*3,761,932*	*604,806*	*184*	*603,951*	*671*
Total Group 74 ...	*4,135,159*	*624,626*	*211*	*623,495*	*920*

This content downloaded from 14.194.219.90 on Fri, 09 Feb 2024 06:46:19 +00:00
All use subject to https://about.jstor.org/terms

TABLE XVII.—PART C—OCCUPATION COMBINED WITH AGRICULTURE—*concluded.*

Occupations.	Total persons returned under each in Table XVII—A, including those combining it with agriculture.	Persons returned as combining occupation with agriculture.			
		Total persons.	Connection with the land.		
			(a) Owners or occupants. 37 & 38.	(b) Tenants, 40 & 41.	(c) Farm servant or field labourers, 42 & 43.
CLASS G—*concluded.*					
ORDER XXIII—concluded.					
Group 75.—Undefined, &c.					
468—A.—Indefinite and unspecified ...	9,581	964	...	964	...
468—B.—Disreputable means of livelihood	24,521	454	5	449	...
Total Group 75 ...	*34,102*	*1,418*	*5*	*1,413*	...
Total Order XXIII ...	*4,169,261*	*626,044*	*216*	*624,908*	*920*
ORDER XXIV.—INDEPENDENT OF WORK.					
Group 76.—Property and alms.					
(*a*) Property and allowance.					
469.—House-rent, shares, &c.	7,207	468	250	390	...
470.—Allowances from patrons or relatives	13,873	2,625	249	2,376	...
Total Group 76 (a) ...	*21,080*	*3,093*	*499*	*2,766*	...
(*b*) Charity and endowment.					
471.—Educational or other endowments, scholarships, &c.	29	4	...	4	...
472.—Mendicancy	394,461	17,382	...	16,540	670
Total Group 76 (b) ...	*394,490*	*17,386*	...	*16,544*	*670*
Total Group 76 ...	*415,570*	*20,479*	*499*	*19,310*	*670*
Group 77.—Supported at the public charge.					
(*a*) Pensions.					
473.—Pensions, civil service	1,681	288	94	193	1
474.—Pensions, military service	784	181	163	18	...
474—A.—Pensions (unspecified)	6,632	538	84	454	...
Total Group 77 (a) ...	*9,097*	*1,007*	*341*	*665*	*1*
(*b*) Prisoners.					
476.—Prisoners under trial	344	12	...	12	...
477.—Prisoners for debts	7	4	...	4	...
478.—Prisoners, convicted or in reformatories, &c.	4,994	44	...	43	1
Total Group 77 (b) ...	*5,345*	*60*	...	*59*	*1*
Total Group 77 ...	*14,442*	*1,067*	*341*	*724*	*2*
Total Order XXIV ...	*430,012*	*21,546*	*840*	*20,034*	*672*
TOTAL CLASS G ...	4,599,273	647,590	1,056	644,942	1,592

INDIA-OFFICE LIBRARY.

E. D'S. and others—Reg. No. 5878 J—900—13-4-93.

55

This content downloaded from 14.194.219.90 on Fri, 09 Feb 2024 06:46:19 +00:00
All use subject to https://about.jstor.org/terms

This content downloaded from
14.194.219.90 on Fri, 09 Feb 2024 06:46:19 +00:00
All use subject to https://about.jstor.org/terms